



OKLAHOMA STATE

COWBOYS

COMMUNICATIONS CONTACTS: GAVIN LANG (GAVIN.LANG@OKSTATE.EDU) AND SEAN MAGUIRE (SEAN.MAGUIRE@OKSTATE.EDU)

TEXAS

7 p.m. | Oct. 27, 2018 | Boone Pickens Stadium (56,790)

TV: ABC (Chris Fowler, Kirk Herbstreit and Maria Taylor)
In Stillwater: Suddenlink (5/8/108); DirecTV (5); Dish (5); Broadcast (5-1)
In OKC: Cox (8); DirecTV (5); Dish (5); Broadcast (5-1)
In Tulsa: Cox (8); Suddenlink (8/108); DirecTV (8); Dish (8); Broadcast (8-1)

Radio: Cowboy Radio Network
(Dave Hunziker, John Holcomb & Robert Allen)

Satellite Radio: Sirius 135, XM 199, Internet 953

Internet Radio: <http://okla.st/osutunein>

Live Stats: okstate.com

OKLAHOMA STATE SCHEDULE

Date	Opponent	Time/Result	TV
8/30	Missouri State	W, 58-17	FS1
9/8	South Alabama	W, 55-13	FSN
9/15	No. 17/17 Boise State	W, 44-21	ESPN
9/22	Texas Tech	L, 17-41	FS1
9/29	at Kansas	W, 48-28	FSN
10/6	Iowa State	L, 42-48	ESPN2
10/13	at Kansas State	L, 12-31	ESPNU
10/27	No. 6/7 Texas	7 p.m.	ABC
11/3	at Baylor	TBA	TBA
11/10	at Oklahoma	TBA	TBA
11/17	West Virginia	TBA	TBA
11/24	at TCU	TBA	TBA

TEXAS SCHEDULE

Date	Opponent	Time/Result
9/1	vs. Maryland (Landover, Md.)	L, 29-34
9/8	Tulsa	W, 28-21
9/15	No. 22/21 USC	W, 37-14
9/22	No. 17/17 TCU	W, 31-16
9/29	at Kansas State	W, 19-14
10/6	vs. No. 7/5 Oklahoma (Dallas)	W, 48-45
10/13	Baylor	W, 23-17
10/27	at Oklahoma State	7 p.m.
11/3	West Virginia	TBA
11/10	at Texas Tech	TBA
11/17	Iowa State	7 p.m.
11/23	at Kansas	11 a.m.

SERIES CAPSULE

Series History	Texas leads, 24-8
In Stillwater	Texas leads, 8-2
In Austin	Texas leads, 15-6
At Neutral	Texas leads, 1-0
First Meeting (1916)	Texas 14, OSU 6
Last Meeting (2017)	OSU 13, Texas 10 (OT)
Last OSU Win (2017)	OSU 13, Texas 10 (OT)
Last Texas Win (2014)	Texas 28, OSU 7
Gundy vs. Texas	6-7
Herman vs. OSU	0-1

GAME CAPSULE



No. 6/7 Texas
LONGHORNS
6-1; 4-0 Big 12

Oklahoma State
COWBOYS
4-3; 1-3 Big 12

Coach Tom Herman
California Lutheran, 1997
Career: 35-11/4th year
At Texas: 13-7/2nd year

Coach Mike Gundy
Oklahoma State, 1990
Career: 118-56/14th year
At Oklahoma State: Same

TEAM STATISTICAL COMPARISON

Category	LONGHORNS		OSU	
	FBS Rk	Value	FBS Rk	Value
Total Offense	65	410.4	12	493
Rushing Offense	81	159	36	201.1
Passing Offense	47	251.4	22	291.9
Team Passing Efficiency	56	140.14	33	149.66
Scoring Offense	52	30.7	16	39.4
Total Defense	47	360.9	72	394.7
Rushing Defense	31	126.4	48	142.6
Passing Yards Allowed	80	234.4	97	252.1
Team Passing Efficiency Defense	42	119.39	97	142.29
Scoring Defense	45	23	78	28.4
Turnover Margin	22	0.71	98	-0.43
3rd Down Conversion Pct	40	0.43	57	0.404
4th Down Conversion Pct	11	0.75	21	0.667
3rd Down Conversion Pct Defense	51	0.369	62	0.383
4th Down Conversion Pct Defense	79	0.571	89	0.6
Red Zone Offense	117	0.75	30	0.886
Red Zone Defense	27	0.76	21	0.739
Net Punting	100	35.37	22	40.59
Punt Returns	15	14.89	79	7.64
Kickoff Returns	65	20.83	72	20.33
First Downs Offense	41	163	38	164
First Downs Defense	30	127	71	148
Fewest Penalties Per Game	101	7.57	98	7.43
Fewest Penalty Yards Per Game	80	62.43	111	73.43
Time of Possession	19	32:43	122	26:28

BIG 12 STANDINGS

Team	Big 12	All
Texas	4-0	6-1
Oklahoma	3-1	6-1
West Virginia	3-1	5-1
Texas Tech	3-1	5-2
Baylor	2-2	4-3
Iowa State	2-2	3-3
Oklahoma State	1-3	4-3
Kansas State	1-3	3-4
TCU	1-3	3-4
Kansas	0-4	2-5



SERIES HISTORY VS. TEXAS

1916	L	6-14	N
1917	L	3-7	A
1918	L	5-27	A
1920	L	0-21	A
1922	L	7-19	A
1944	W	13-8	A
1946	L	6-54	A
1963	L	7-34	A
1967	L	0-19	A
1968	L	3-31	A
1996	L	14-71	A
1997	W	42-16	H
1998	L	34-37	A
1999	L	21-34	H
2000	L	7-42	A
2001	L	17-45	H
2002	L	15-17	A
2003	L	16-55	H
2004	L	35-56	A
2005	L	28-47	H
2006	L	10-36	A
2007	L	35-38	H
2008	L	24-28	A
2009	L	14-41	H
2010	W	33-16	A
2011	W	38-26	A
2012	L	36-41	H
2013	W	38-13	A
2014	L	7-28	H
2015	W	30-27	A
2016	W	49-31	H
2017	Wot	13-10	A



OKLAHOMA STATE HEAD COACH MIKE GUNDY



MIKE GUNDY

Head Coach | 14th Year | Oklahoma State, 1990

CAREER TRACK

Year	School	Position
1990	Oklahoma State	Receivers
1991-93	Oklahoma State	Quarterbacks
1994-95	Oklahoma State	Offensive Coordinator
1996	Baylor	Quarterbacks/Passing Game Coordinator
1997-2000	Maryland	Quarterbacks/Pass Game Coordinator/Receivers
2001-04	Oklahoma State	Assistant Head Coach/Offensive Coordinator
2005-present	Oklahoma State	Head Coach

OKLAHOMA STATE UNDER MIKE GUNDY

► OSU is one of only seven schools with 10 or more wins in each of the past three seasons. The others are Alabama, Clemson, Ohio State, Oklahoma, Wisconsin and San Diego State.

► OSU is one of only five schools to appear in every set of College Football Playoff rankings since 2015, joining Alabama, Clemson, Ohio State and Oklahoma.

► Since 2010, Oklahoma State has six seasons with at least 10 wins, an outright Big 12 title (2011) and a share of the Big 12 South title (2010). The Cowboys reached the top 10 of the Associated Press poll in 2008, 2009, 2010, 2011, 2013, 2015, 2016 and 2017.

► Gundy has coached the Cowboys to four New Year's Six bowl games since 2010. The Pokes appeared in the 2010 Cotton Bowl, the 2012 Fiesta Bowl, the 2014 Cotton Bowl and the 2016 Sugar Bowl.

► OSU has also excelled in the classroom during Mike Gundy's tenure as head coach. The Cowboys led the Big 12 and set a program record with 20 first-team Academic All-Big 12 selections in 2017. The three highest totals for first-team Academic All-Big 12 selections in Oklahoma State football history have come in the last three seasons, as OSU had 13 players honored in 2015, 12 in 2016 and 20 in 2017. OSU's 25 overall Academic All-Big 12 selections in 2017 broke the existing program record of 22, set in 2015. Cowboy football posted a perfect score of 1,000 on the NCAA Academic Progress Rate (APR) in 2018.

MOST WINS SINCE 2010

School	Wins
1. Alabama	106
2. Ohio State	98
3. Clemson	96
4. Oklahoma	91
5. Stanford	90
Boise State	90
7. Wisconsin	89
8. Florida State	88
9. Oregon	85
LSU	85
11. Georgia	83
12. Oklahoma State	82
Michigan State	82
Northern Illinois	82
15. TCU	78

HIGHEST-SCORING TEAMS THIS DECADE

1. 43.5 Oregon	4873 points in 112 games
2. 41.0 Oklahoma State	4546 points in 111 games
3. 40.7 Baylor	4479 points in 110 games
4. 40.2 Oklahoma	4540 points in 113 games
5. 38.9 Ohio State	4473 points in 115 games
6. 38.1 Alabama	4532 points in 119 games
7. 37.8 Boise State	4273 points in 113 games
8. 36.8 Texas Tech	4051 points in 110 games
9. 35.9 Texas A&M	3990 points in 111 games
10. 35.7 TCU	3964 points in 111 games

GUNDY YEAR-BY-YEAR HEAD COACHING RECORD

Year	Overall	Home	Away	Neutral	League Record	Finish
2005	4-7	3-3	1-4	0-0	1-7	6th South
2006	7-6	4-2	1-4	2-0	3-5	5th South
2007	7-6	4-2	2-4	1-0	4-4	3rd South
2008	9-4	6-1	2-2	1-1	5-3	4th South
2009	9-4	6-2	3-1	0-1	6-2	2nd South
2010	11-2	5-2	5-0	1-0	6-2	T1st South
2011	12-1	6-0	5-1	1-0	8-1	1st
2012	8-5	6-1	1-4	1-0	5-4	T3rd
2013	10-3	5-1	4-1	1-1	7-2	T2nd
2014	7-6	4-2	2-3	1-1	4-5	7th
2015	10-3	5-2	5-0	0-1	7-2	2nd
2016	10-3	6-1	3-2	1-0	7-2	T2nd
2017	10-3	3-3	6-0	1-0	6-3	3rd
2018	4-3	3-2	1-1	0-0	1-3	-
Career	118-56	66-24	41-27	11-5	70-45	-

NOTING GUNDY

- 2011 winner of the Paul "Bear" Bryant College Coach of the Year Award and the Eddie Robinson National Coach of the Year Award.
- Finalist for the Eddie Robinson National Coach of the Year Award and the Liberty Mutual National Coach of the Year Award in both 2010 and 2011.
- 2010 Big 12 Coach of the Year.
- 2015 AFCA Region 4 Coach of the Year.

	Gundy Era (2005-pres.)	The 10 years Before Gundy (1995-2004)
Top-25 National Finishes	7	1
Top-20 National Finishes	7	0
Top-15 National Finishes	4	0
Top-10 National Finishes	1	0
Top-5 National Finishes	1	0
Seasons with at least 10 wins	6	0
Seasons with at least nine wins	8	1
Seasons with at least eight wins	9	3
Conference Record	70-45	32-49
Top-3 Finishes in Conf. Standings	9	0
All-Americans	21	4
Conference Player of the Year	6	0
First-Round NFL Draft Picks	6	3
Bowl Appearances	12	4
Bowl Victories	8	1

MOST WINS AT CURRENT SCHOOL

(Active coaches only)

1. 213 Bill Snyder, Kansas State	27th year
2. 163 Gary Patterson, TCU	19th year
3. 149 Kirk Ferentz, Iowa	20th year
4. 140 Nick Saban, Alabama	12th year
5. 118 Mike Gundy, Oklahoma State	14th year
6. 116 Kyle Whittingham, Utah	14th year
7. 108 Dabo Swinney, Clemson	11th year
8. 104 Mark Dantonio, Michigan State	11th year
9. 101 Frank Solich, Ohio	14th year

HEAD COACHES AT THEIR ALMA MATER

John Bonamego	Central Michigan
Troy Calhoun	Air Force
Paul Chryst	Wisconsin
Pat Fitzgerald	Northwestern
Scott Frost	Nebraska
Mike Gundy	Oklahoma State
Jim Harbaugh	Michigan
Bryan Harsin	Boise State
Kliff Kingsbury	Texas Tech
Tim Lester	Western Michigan
Matt Luke	Ole Miss
Mike Neu	Ball State
Barry Odom	Missouri
Mark Richt	Miami
Nick Rolovich	Hawaii
Scott Satterfield	Appalachian State
David Shaw	Stanford
Kalani Sitake	BYU
Kirby Smart	Georgia
Jonathan Smith	Oregon State
Jeff Tedford	Fresno State
Matt Wells	Utah State



OKLAHOMA STATE DEPTH CHART

OFFENSE

- LT** 73 Teven Jenkins (6-6; 310; RSo.; Topeka, KS)
- 76 Dylan Galloway (6-5; 297; RSo.; Dallas, TX)
- or- 74 Larry Joubert (6-4; 285; R Jr.; Oklahoma City, OK)
- LG** 75 Marcus Keyes (6-3; 309; R Jr.; Port Allen, LA)
- 68 Deionte Noel (6-2; 318; R Sr.; Cibola, TX)
- C** 72 Johnny Wilson (6-3; 304; R Jr.; Midland, TX)
- 50 Ry Schneider (6-3; 320; R So.; Minco, OK)
- 60 Tyrese Williams (6-3; 285; Fr.; Houston, TX)
- RG** 56 Larry Williams (6-4; 330; R Sr.; Wilmington, NC)
- 50 Ry Schneider (6-3; 320; R So.; Minco, OK)
- RT** 67 Shane Richards (6-8; 336; R Sr.; Calgary, Alberta)
- 57 Walker Reed (6-6; 341; R So.; Norman, OK)
- 78 Bryce Bray (6-5; 310; Fr.; Bixby, OK)
- WR** 2 Tylan Wallace (6-0; 185; So.; Fort Worth, TX)
- 8 Braydon Johnson (6-1; 185; R Fr.; Arlington, TX)
- WR** 13 Tyron Johnson (6-1; 193; R Jr.; New Orleans, LA)
- 81 LC Greenwood (6-3; 212; R Fr.; Garland, TX)
- WR** 17 Dillon Stoner (6-0; 198; R So.; Tulsa, OK) -or-
- 88 Landon Wolf (5-11; 174; R So.; Tulsa, OK)
- CW** 41 Britton Abbott (6-2; 245; R Sr.; Liberal, KS)
- 42 Sione Finefeuiaki (6-0; 252; Sr.; Santa Clara, CA)
- CW** 89 Jelani Woods (6-7; 251; R Fr.; Ellenwood, GA)
- or- 87 Logan Carter (6-4; 245; R So.; Henrietta, TX)
- RB** 5 Justice Hill (5-10; 190; Jr.; Tulsa, OK)
- 27 J.D. King (5-11; 211; So.; Fitzgerald, GA)
- 30 Chuba Hubbard (6-1; 207; R Fr.; Sherwood Park, Alberta)
- 7 LD Brown (5-9; 191; R So.; Dallas, TX)
- QB** 14 Taylor Cornelius (6-6; 232; R Sr.; Bushland, TX)
- 6 Dru Brown (5-11; 200; Sr.; San Mateo, CA)
- or- 3 Spencer Sanders (6-2; 195; Fr.; Denton, TX)
- 11 Keondre Wudtee (6-4; 216; R So.; Bossier City, LA)

DEFENSE

- DE** 93 Jarrell Owens (6-3; 265; R Sr.; Palestine, TX)
- or- 82 Cole Walterscheid (6-5; 260; R Sr.; Muenster, TX)
- DT** 56 Enoch Smith, Jr. (6-2; 295; R Sr.; Chicago, IL)
- 92 Cameron Murray (6-2; 290; R So.; Bryant, AR)
- DT** 99 Trey Carter (6-3; 299; R Sr.; Dallas, TX)
- 98 Brendon Evers (6-2; 290; R Fr.; Bixby, OK)
- DE** 94 Jordan Brailford (6-3; 250; R Jr.; Tulsa, OK)
- 40 Brock Martin (6-4; 242; R Fr.; Oologah, OK)
- or- 91 Mike Scott (6-5; 240; R Jr.; Irving, TX)
- LB** 1 Calvin Bundage (6-2; 215; Jr.; Edmond, OK)
- 16 Devin Harper (6-1; 231; R So.; Knoxville, TN)
- 33 Kevin Henry (6-0; 239; R Jr.; Baton Rouge, LA)
- LB** 19 Justin Phillips (6-0; 230; R Sr.; Pearland, TX)
- 11 Amen Ogbongbemiga (6-0; 225; R So.; Calgary, Alberta)
- CB** 4 A.J. Green (6-1; 182; Jr.; DeSoto, TX)
- 5 Kemah Siverand (6-1; 200; R Jr., Cypress, TX)
- S** 3 Kenneth Edison-McGruder (6-0; 220; Sr.; Houston, TX)
- 31 Kolby Peel (6-0, 210, Fr., College Station, TX)
- S** 31 Kolby Peel (6-0, 210, Fr., College Station, TX)
- or- 20 Malcolm Rodriguez (6-0; 205; So.; Wagoner, OK)
- 23 Tre Sterling (6-1; 202; R Fr.; Sunnyvale, TX)
- S** 24 Jarrick Bernard (6-2; 195; Fr.; Shreveport, LA)
- or- 28 Thabo Mwaniki (5-11; 185; So.; Denton, TX)
- CB** 8 Rodarius Williams (6-0; 187; R So.; Shreveport, LA)
- 2 Tanner McCalister (5-11; 180; Fr.; Heath, TX)

SPECIALISTS

- P** 29 Zach Sinor (5-10; 223; R Sr.; Castroville, TX)
- 59 Matt Hockett (6-2; 227; R Sr.; Norman, OK)
- PK** 49 Matt Ammendola (5-9; 195; R Jr.; Lansdale, PA)
- 59 Matt Hockett (6-2; 227; R Sr.; Norman, OK)
- KO** 39 Jake McClure (6-3; 200; R Fr.; Chattanooga, TN)
- 59 Matt Hockett (6-2; 227; R Sr.; Norman, OK)
- LS** 63 Sam Walkingstick (5-11; 200; R Jr.; Sallisaw, OK)
- 53 Matt Hembrough (6-3; 192; R Fr.; Lisle, IL)
- H** 59 Matt Hockett (6-2; 227; R Sr.; Norman, OK)
- 39 Jake McClure (6-3; 200; R Fr.; Chattanooga, TN)
- KR** 30 Chuba Hubbard (6-1; 207; R Fr.; Sherwood Park, Alberta)
- 27 J.D. King (5-11; 211; So.; Fitzgerald, GA)
- PR** 17 Dillon Stoner (6-0; 198; R So.; Tulsa, OK)
- 2 Tylan Wallace (6-0; 185; So.; Fort Worth, TX)

PRONUNCIATIONS

- | | |
|------------------------|--|
| 14 Bryce Balous | rhymes with "malice" |
| 6 JayVeon Cardwell | jay-vee-AWN |
| 42 Sione Finefeuiaki | see-OH-nay
FEE-nay-FAY-you-E-AH-kee |
| 97 Amaduo Fofana | AH-muh-doo foe-FAH-nuh |
| 18 Za'Carrius Green | zuh-CARE-ee-us |
| 30 Chuba Hubbard | CHOO-buh |
| 73 Teven Jenkins | TEV-in |
| 8 Braydon Johnson | BRAY-din |
| 13 Tyron Johnson | TIE-ruh |
| 74 Larry Joubert | joe-BARE |
| 79 Matt Kegel | KAY-gull |
| 28 Thabo Mwaniki | TAW-bo MWAH-nee-kee |
| 11 Amen Ogbongbemiga | AY-men
awg-BONG-beh-MEE-guh |
| 93 Jarrell Owens | juh-RELL |
| 29 Zach Sinor | SIGH-ner |
| 5 Kemah Siverand | KEY-muh SIV-er-and |
| 56 Enoch Smith, Jr. | ee-NOCK |
| 95 Samuela Tuihalamaka | sam-WELL-uh
TOO-ee-HAH-luh-MAH-kah |
| 4 Tracin Wallace | TRAY-sin |
| 82 Cole Walterscheid | walter-SHIED
(not walter-SHEED) |
| 12 Kanion Williams | kuh-NYE-un |
| 8 Rodarius Williams | roh-DARE-ee-us |
| 89 Jelani Woods | juh-LAW-nee |
| 11 Keondre Wudtee | kee-AWN-dray WOOD-tee |

ASSISTANT COACHES AND GAMEDAY LOCATIONS



JOE BOB CLEMENTS
Defensive Line
Sixth Year at Oklahoma State
Gameday Location: Field



TIM DUFFIE
Cornerbacks
Sixth Year at Oklahoma State
Gameday Location: Field



KASEY DUNN
Receivers
Eighth Year at Oklahoma State
Gameday Location: Field



DAN HAMMERSCHMIDT
Safeties
Fourth Year at Oklahoma State
Gameday Location: Booth



JOSH HENSON
Offensive Line
Eighth Year at Oklahoma State
Gameday Location: Field



JIM KNOWLES
Defensive Coordinator/LBs
First Year at Oklahoma State
Gameday Location: Field



JASON MCENDOO
Cowboy Backs
Fourth Year at Oklahoma State
Gameday Location: Booth



GREG RICHMOND
Defensive Line
Third Year at Oklahoma State
Gameday Location: Booth



JOHN WOZNIAK
Running Backs
Second Year at Oklahoma State
Gameday Location: Field



MIKE YURCICH
Offensive Coordinator/QBs
Sixth Year at Oklahoma State
Gameday Location: Booth



PLAYER TIDBITS - OFFENSE

Left Tackle	
73	Teven Jenkins 6-6; 310; RSo; Topeka, KS
<ul style="list-style-type: none"> ▶ Gained valuable experience last season after being thrust into a starting role due to injuries. ▶ Played meaningful time in all 12 regular season games and started three times in 2017. ▶ Has split time between playing guard and tackle. ▶ Also played basketball and baseball in high school. ▶ Took a redshirt during the 2016 season. 	
76	Dylan Galloway 6-5; 297; RSo; Dallas, TX
<ul style="list-style-type: none"> ▶ Showed promise early in his career as part of the scout team. ▶ Has played in 3 games this year. 	

Left Guard	
75	Marcus Keyes 6-3; 309; R Jr; Port Allen, LA
<ul style="list-style-type: none"> ▶ His 31 career starts are the most on the Cowboy roster. Started each of the past 5 games, all 13 games in 2016 and all 13 games in 2017. ▶ One of the most consistent contributors on the OSU offensive line during his career. ▶ Father, who is also named Marcus Keyes, was a defensive lineman for the Chicago Bears in 1996-97. 	
68	Deionte Noel 6-2; 318; R Sr; Cibola, TX
<ul style="list-style-type: none"> ▶ A career backup who made significant strides in the offseason to work into the rotation. 	

Center	
72	Johnny Wilson 6-3; 304; R Jr; Midland, TX
<ul style="list-style-type: none"> ▶ Has started 17 straight games, playing mostly center, but also at right guard. ▶ Served as OSU's second-team center as a redshirt freshman in 2016, playing in three games. ▶ Redshirted in 2015. ▶ Competed in track and field in high school as a talented shot put and discus thrower. ▶ Father played college football and mother played college basketball. 	
50	Ry Schneider 6-3; 320; RSo; Minco, OK
<ul style="list-style-type: none"> ▶ A talented prospect who played in five games in 2017. ▶ Redshirted in 2016. 	

Right Guard	
56	Larry Williams 6-4; 330; R Sr; Wilmington, NC
<ul style="list-style-type: none"> ▶ Granted a sixth year of eligibility after suffering injuries each of the past two seasons. ▶ One of OSU's most talented offensive linemen when healthy. ▶ Comes from the same high school that produced Michael Jordan. ▶ Started his collegiate career at East Carolina. ▶ Also a standout wrestler in high school. 	
50	Ry Schneider 6-3; 320; RSo; Minco, OK
<ul style="list-style-type: none"> ▶ A talented prospect who played in five games in 2017. ▶ Redshirted in 2016. 	

Right Tackle	
67	Shane Richards 6-8; 336; R Sr; Calgary, Alberta, Can.
<ul style="list-style-type: none"> ▶ Has great size and can play multiple positions on the line. ▶ Started the first two games of the season at right guard. Started at right tackle against Iowa State. ▶ Took a redshirt as a true senior in 2017 to come back and compete for a starting role in the 2018 season. ▶ The biggest player on the OSU roster. ▶ One of three Canadian Cowboys. 	
57	Walker Reed 6-6; 341; R So; Norman, OK
<ul style="list-style-type: none"> ▶ Played in three games in 2017 and has shown promise. ▶ Did not allow a sack in high school. 	

Wide Receiver	
13	Tyron Johnson 6-1; 193; R Jr; New Orleans, LA
<p>Pronounced TIE-ruhn</p> <ul style="list-style-type: none"> ▶ No. 2 in the Big 12 with 20.0 yards per catch (No. 18 in FBS). ▶ Set a career high with 137 receiving yards vs. S. Alabama. ▶ 3 games with 75-plus receiving yards this season. ▶ 2nd on team with 399 receiving yards on the season. ▶ Scored a 44-yard touchdown vs. Tulsa last year - the first time he was targeted at OSU. ▶ Transferred to OSU from LSU and sat out the 2016 season. ▶ Tallied nine catches for 150 yards with two TDs at LSU as a true freshman in 2015. ▶ A five-star prospect coming out of high school who was the No. 2 receiver in the class of 2015. 	

Wide Receiver	
2	Tylan Wallace 6-0; 185; So; Fort Worth, TX
<ul style="list-style-type: none"> ▶ Had four straight 100-yard receiving games in weeks 2-5 to become the second underclassman in OSU history to do it, joining two-time Biletnikoff Award winner Justin Blackmon. ▶ Career day with 10 catches for 166 yards vs. South Alabama. ▶ Leads the team and ranks No. 8 in FBS with 102.6 receiving yards per game this season. ▶ The only true freshman to play in OSU's deep WR rotation during the 2017 season. ▶ Ranks among the top 15 players in Texas high school football history with 3,760 career receiving yards. ▶ Baseball and track athlete in HS. ▶ Twin brother of Tracin Wallace. 	

Wide Receiver	
17	Dillon Stoner 6-0; 198; RSo; Tulsa, OK
<ul style="list-style-type: none"> ▶ Ranks fourth on the team in receiving yards this season. ▶ Found the end zone with a touchdown reception against Boise State. ▶ Finished last season with 44 catches for 576 yards. ▶ His six rec. TDs last season were third on the team - behind only James Washington and Marcell Ateman who are now in the NFL. ▶ Won the 6A 400-meter title in HS. 	
88	Landon Wolf 5-11; 174; RSo; Tulsa, OK
<ul style="list-style-type: none"> ▶ A one-time walk-on received a scholarship prior to this season. ▶ Career-best 116 yds vs. Kansas. 	

Cowboy Back	
89	Jelani Woods 6-7; 251; R Fr; Ellenwood, GA
<ul style="list-style-type: none"> ▶ Came to OSU as a quarterback and moved to Cowboy back. ▶ Scored his first career TD vs. Iowa State on a 14-yard catch. ▶ Has five catches for 89 yards this year to lead all of OSU's Cowboy Backs. ▶ Career-long catch for 32 yards in OSU's win over South Alabama. ▶ Passed for nearly 5,800 yards in his HS career and led his team to a state title as a senior. 	
87	Logan Carter 6-4; 245; RSo.; Henrietta, TX
<ul style="list-style-type: none"> ▶ Has made an impact on special team and on offense for OSU. ▶ 2017 First Team Academic All Big 12. 	

Cowboy Back	
41	Britton Abbott 6-2; 245; R Sr; Liberal, KS
<ul style="list-style-type: none"> ▶ Came to OSU as a walk-on scout teamer and earned a scholarship in 2017. ▶ Has played in every game since the beginning of last season. ▶ 2017 CoSIDA Academic All-America second team pick. ▶ OSU's 2017-18 Male Student-Athlete of the Year. ▶ Played QB in high school. ▶ Son of former New York Giant Cliff Abbott. 	
42	Sione Finefeuiaki 6-0; 252; Sr.; Santa Clara, CA
<p>Pronounced see-OH-nay FEE-nay-FAY-you-E-AH-kee</p> <ul style="list-style-type: none"> ▶ Scored his first rec. TD vs MSU. 	

Running Back	
5	Justice Hill 5-10; 190; Jr; Tulsa, OK
<ul style="list-style-type: none"> ▶ Rushing TD in 12 straight games from 10/28/17-10/6/18, - the longest RB streak in Big 12 history. ▶ 18 career games with at least 100 rushing yds, including 11 of his last 17 games. ▶ Ranks No. 22 in FBS and No. 2 in the Big 12 with 684 rushing yards this season. ▶ 3,293 career rush yards ranks 5th among active players and 1st among Power Five non-seniors. ▶ 99.8 career rushing YPG ranks 4th among all active FBS players. ▶ 2017 CoSIDA Academic All-America first team and first-team Academic All-Big 12 selection. ▶ His 92-yd run in the season opener was the third-longest run in OSU history. ▶ One of 11 national semifinalists for the 2017 Doak Walker Award - the only Big 12 player on the list. ▶ Led the Big 12 and ranked among the top 20 players nationally with 1,467 rushing yards and 112.8 rushing YPG in 2017, despite playing on the No. 1 passing offense in the nation. ▶ The 2016 FBS freshman rushing champion with 1,142 yards - a total that makes him OSU's all-time leading freshman rusher. It's also the fifth-highest total by a freshman in Big 12 history. ▶ His 41.3-inch vertical leap is the highest on the team. 	
27	J.D. King 5-11; 211; So; Fitzgerald, GA
<ul style="list-style-type: none"> ▶ Career highs with 36 carries for 142 yds at WVU in 2017 - the 11th best by a FR in OSU history. ▶ A powerful back who was physically ready for FBS football his first day on campus. ▶ His 469 rush yds ranked second on the team and among the top Big 12 freshmen last year. 	

Quarterback	
14	Taylor Cornelius 6-6; 225; R Sr; Bushland, TX
<ul style="list-style-type: none"> ▶ Among the FBS top 15 in yds per comp. (15.03; 27th), pts responsible for (17.1; 10th), total offense (314.9; 10th), pass yds (2,014; 12th), pass YPG (287.7; 13th); yds per att. (8.87; 14th) and passing TDs (16; 15th). ▶ Threw for 728 passing yards over the first two games of 2018, setting the OSU record for most combined passing yards in a quarterback's first two career starts. ▶ Set OSU single-game records vs. Kansas for passing efficiency (min. 20 attempts) at 262.04 and yards per attempt (min. 20 attempts) at 15.6 yards.. ▶ A former walk-on who backed up Mason Rudolph each of the last three seasons. ▶ A remarkable athlete in high school who was named the <i>Amarillo Globe News</i> athlete of the year after being named to all-state teams in football, basketball, baseball and track & field. ▶ Comes from an athletic family that includes 1996 Olympic gold medal swimmer Josh Davis and NFL defensive end Brandon Green. ▶ Studying management. 	
6	Dru Brown 5-11; 200; Sr; San Mateo, CA
<ul style="list-style-type: none"> ▶ A grad transfer with two years of starting experience at the FBS level already under his belt. ▶ Arrived in Stillwater before the start of fall camp this season. ▶ Started his last 22 games at Hawai'i and threw for 5,273 yards over two seasons in Honolulu. 	



PLAYER TIDBITS - DEFENSE AND SPECIAL TEAMS

Defensive End		Defensive Tackle		Defensive Tackle		Defensive End	
93	Jarrell Owens 6-3; 265; RSr; Palestine, TX	56	Enoch Smith, Jr. 6-2; 295; RSr; Chicago, IL	99	Trey Carter 6-3; 295; RSr; Dallas, TX	94	Jordan Brailford 6-3; 250; RJr; Tulsa, OK
<p>Pronounced juh-RELL</p> <ul style="list-style-type: none"> ▶ A consistent performer who has played in every game since 2015. ▶ Started the first game of this season, marking his first since he started 12 games in 2016. ▶ 10.5 career sacks. ▶ Had 2.0 sacks for a loss of 15 yards and a forced fumble in OSU's win over Boise State. ▶ Also a standout basketball player in high school. 		<p>Pronounced ee-NOCK</p> <ul style="list-style-type: none"> ▶ Started his career at Michigan State then spent a year at junior college before coming to OSU for the 2017 season. ▶ Made his first career start in OSU's win vs. Kansas. ▶ Has 10 tackles on the season, including 7 solo stops. ▶ Has a total of 21 career games played, including three as a redshirt freshman at Mich. State. 		<ul style="list-style-type: none"> ▶ Moved from DE to DT as a sophomore and has made an impact since the move. ▶ Earned the first three starts of his career in the final three games of 2017 and has started every game in 2018. ▶ Has played in 31 games since the beginning of the 2016 season. ▶ Had a sack at Texas in 2017 that forced a fumble and a loss of 34 yards. 		<ul style="list-style-type: none"> ▶ Leads the Big 12 and No. 7 in FBS with 1.14 sacks per game. ▶ No. 9 in FBS with 1.8 TFL/game. ▶ A 2017 second team All-Big 12 selection by the coaches and AP. ▶ Led OSU's defensive linemen last season with 57 total tackles. ▶ Played in every game last season and started the last nine. ▶ A regular contributor on OSU's Sugar Bowl team in 2015 who missed all of 2016 to injury. 	
82	Cole Walterscheid 6-5; 260; RSr; Muenster, TX	92	Cameron Murray 6-2; 290; RSo; Bryant, AR	98	Brendon Evers 6-2; 290; RFR.; Bixby, OK	40	Brock Martin 6-4; 242; RFR.; Oologah, OK
<p>Pronounced walter-SHIED</p> <ul style="list-style-type: none"> ▶ Has started 21 games since the start of the 2016 season. 		<ul style="list-style-type: none"> ▶ A developing prospect who recorded a half sack vs. USA. ▶ 2017 Academic All-Big 12 Team. 		<ul style="list-style-type: none"> ▶ Has played in every game this season as a redshirt freshman. ▶ Has 6 tackles this season. 		<ul style="list-style-type: none"> ▶ A three-time state champion wrestler in high school. ▶ Recorded a sack vs. S. Alabama. 	

Cornerback		Safety		Linebacker		Linebacker		Cornerback	
4	A.J. Green 6-1; 182; Jr; DeSoto, TX	3	Kenneth Edison-McGruder 6-0; 220; Sr; Houston, TX	1	Calvin Bundage 6-2; 205; Jr; Edmond, OK	19	Justin Phillips 6-0; 230; RSr; Pearland, TX	8	Rodarius Williams 6-0; 187; RSo; Shreveport, LA
<ul style="list-style-type: none"> ▶ Has started every game since the beginning of last season. ▶ Ranked No. 2 in the Big 12 and No. 29 in FBS with 4 interceptions last season, including a game-winning INT at Iowa State. ▶ A 2017 second team Academic All-Big 12 Team honoree. ▶ Part of an athletic family with three cousins playing NCAA DI sports and another in the WNBA. ▶ Has one interception and two pass break ups this season. 		<ul style="list-style-type: none"> ▶ Has swapped between playing safety and linebacker multiple times in his career. ▶ Known as one of the biggest hitters on the OSU roster. ▶ Missed some time to injury last season, but played in nine games and started five. ▶ Had an 82-yard fumble return for a score vs. Tulsa in 2017. ▶ Played in 12 games as a true freshman in 2015. 		<ul style="list-style-type: none"> ▶ Second on the team with both 44 tackles and 29 solo stops. ▶ Recipient of OSU's 2017 Barry Sanders Award for the greatest contribution with the least recognition. ▶ Sacked OU's Baker Mayfield twice during the second half of the 2017 Bedlam game. ▶ A fast, hard-hitting linebacker who started nine times last season and totaled 54 tackles. ▶ Has played in 30 games. 		<ul style="list-style-type: none"> ▶ Firmly established as the leader of OSU's defense, he is one of the team's top performers. ▶ Leads the OSU defense with 21 career starts (19 straight). ▶ Leads the team with 53 tackles this season. 3rd with 6.5 TFL. ▶ Recipient of OSU's 2017 Leslie O'Neal Award for the best defensive player on the team. ▶ Pick-sixes in back-to-back games last season. 		<p>Pronounced roh-DARE-ee-us</p> <ul style="list-style-type: none"> ▶ His seven PBU this season ranks fourth in the Big 12. ▶ Picked off a pass vs. Iowa State. ▶ His 10 pass break ups last year tied an Oklahoma State freshman record. ▶ Was also a standout on the basketball court and the track. ▶ His brother, Andreaez "Greedy" Williams, is a standout cornerback for LSU. 	
5	Kemah Siverand 6-1; 200; RJr; Cypress, TX	31	Kolby Peel 6-0; 210; Fr; College Station, TX	16	Devin Harper 6-1; 240; RSo; Knoxville, TN	11	Amen Ogbongbemiga 6-0; 225; RSo; Calgary, Alberta, Can.	2	Tanner McCalister 5-11; 180; Fr; Heath, TX
<ul style="list-style-type: none"> ▶ A grad transfer from Texas A&M who arrived at OSU during camp. ▶ Began his career as a WR. 		<ul style="list-style-type: none"> ▶ An athletic true freshman who played LB and S in high school. ▶ First career sack vs. South Ala. 		<ul style="list-style-type: none"> ▶ 24-yard pick six vs. S. Alabama. ▶ First career start vs. KU. ▶ Played in 11 games in 2017. 		<p>Pronounced AY-men awg-BONG-beh-MEE-guh</p> <ul style="list-style-type: none"> ▶ Punt block vs. Boise State. 		<ul style="list-style-type: none"> ▶ Missed the opener due to injury, but has played in every other game as a true freshman. 	

Safety		Safety		Kicker		Kickoff Return		Punt Return	
31	Kolby Peel 6-0; 210; Fr; College Station, TX	24	Jarrick Bernard 6-2; 195; Fr; Shreveport, LA	49	Matt Ammendola 5-9; 195; RJr; Lansdale, PA	30	Chuba Hubbard 6-1; 207; RFR; Sherwood Park, Alberta	17	Dillon Stoner 6-0; 198; RSo; Tulsa, OK
<ul style="list-style-type: none"> ▶ True freshman has started each of the past three games. ▶ Joins Jarrick Bernard as true freshmen starting at safety. ▶ Has 24 tackles, a sack, 2.5 tackles for loss and a pass breakup to his credit. ▶ A contributor on special teams. ▶ Played LB and S in high school. ▶ First career sack vs. South Ala. 		<ul style="list-style-type: none"> ▶ Earned a starting spot in week five and has started every game since. ▶ Ranks fifth on the team with 31 tackles, also has two sacks, an INT and a forced fumble. ▶ Blocked a punt vs. Boise State that was returned for a TD. ▶ Game-high 14 tck. & int. vs. TTU. ▶ Athletic true freshman who is the latest to join OSU from the Louisiana pipeline. 		<ul style="list-style-type: none"> ▶ Has made 22 of his last 23 field goal attempts and 24 of last 26. ▶ 11th among all active kickers and No. 2 in OSU history with an 83.3 pct. career FG rate. ▶ Two 53-yard FGs in his career. ▶ On 2018 Groza Award watch list. ▶ 2x first team academic All-Big 12. 		<ul style="list-style-type: none"> ▶ Ranks 4th in the Big 12 with a kickoff return avg. of 22.0 yards. ▶ A highly-regarded recruit who chose Oklahoma State over a host of national offers. ▶ Averaged 15.0 yards per carry over his high school career. ▶ Led the team with 149 all-purpose yards in the season opener vs. Missouri State. ▶ Has competed at the junior world level as a sprinter. ▶ One of three Canadian Cowboys. 		<ul style="list-style-type: none"> ▶ Assumed primary punt return duties halfway through the 2017 season. ▶ Has an average punt return of 7.7 yards this season on six returns. ▶ Career long return is 20 yards. ▶ Also one of OSU's most talented wide receivers. ▶ Led Jenks HS to four state titles while starting at WR, DB, punter and return man. He also was the holder on place kicks. 	
20	Malcolm Rodriguez 6-0; 205; So; Wagoner, OK	28	Thabo Mwaniki 5-11; 185; So; Denton, TX	29	Zach Sinor 5-10; 223; RSr; Castroville, TX	27	J.D. King 5-11; 211; So; Fitzgerald, GA	2	Tylan Wallace 6-0; 185; So; Fort Worth, TX
<ul style="list-style-type: none"> ▶ Opened the season as the starter, but has come in as a reserve the last three games. 		<p>Pronounced TAW-bo MWAH-nee-key</p> <ul style="list-style-type: none"> ▶ Has played in every game this season, starting the first four. 		<p>Punter</p> <ul style="list-style-type: none"> ▶ Kicked a career-long 67-yard punt (in the air) on his first punt of the season vs. TTU after missing the first three games. ▶ Career avg. is 41.9 yds per punt. ▶ Led all FBS punters in 2016 with 62.5% of his punts downed inside the 20-yard line. 		<ul style="list-style-type: none"> ▶ Has a powerful running style that makes it difficult for the first tackler to bring him down. 		<ul style="list-style-type: none"> ▶ OSU's leading receiver. ▶ Has three punt returns with an average of 7.3 yards per return. 	



NUMERICAL ROSTER

No.	Name	Pos.	Ht.	Wt.	Exp.	Hometown/Previous School
1	Calvin Bundage	LB	6-2	215	Jr.-2L	Edmond, OK / Santa Fe
2	Tanner McCalister	CB	5-11	180	Fr.-HS	Heath, TX / Rockwall-Heath
2	Tylan Wallace	WR	6-0	185	So.-1L	Fort Worth, TX / South Hills
3	Kenneth Edison-McGruder	S	6-0	220	Sr.-3L	Houston, TX / Taylor
3	Spencer Sanders	QB	6-2	195	Fr.-HS	Denton, TX / Ryan
4	A.J. Green	CB	6-1	182	Jr.-2L	DeSoto, TX / DeSoto
4	Tracin Wallace	WR	6-0	185	RfR-RS	Fort Worth, TX / South Hills
5	Justice Hill	RB	5-10	190	Jr.-2L	Tulsa, OK / Booker T. Washington
5	Kemah Siverand	CB	6-1	200	RJr.-TR	Cypress, TX / Cypress Ridge / Texas A&M
6	Dru Brown	QB	5-11	200	Sr.-TR	San Mateo, CA / Los Gatos / College of San Mateo / Hawaii
6	JayVeon Cardwell	CB	6-0	175	Fr.-HS	Cibolo, TX / Steele
7	LD Brown	RB	5-9	191	RSO.-1L	Dallas, TX / DeSoto
8	Braydon Johnson	WR	6-1	195	RfR-RS	Arlington, TX / Bowie
8	Rodarius Williams	CB	6-0	187	RSO.-1L	Shreveport, LA / Calvary Baptist
9	John Kolar	QB	6-0	200	RJr.-Sq	Norman, OK / Norman North
10	Tyrell Alexander	WR	6-1	182	RSO.-1L	Lancaster, TX / Lancaster
11	Amen Ogbongbemiga	LB	6-0	225	RSO.-1L	Calgary, Alberta, Canada / Notre Dame
11	Keondre Wudtee	QB	6-4	216	RSO.-Sq	Bossier City, LA / Parkway
12	Kanion Williams	S	6-2	180	Fr.-HS	Dallas, TX / South Oak Cliff
13	Tyron Johnson	WR	6-1	193	RJr.-1L	New Orleans, LA / Warren Easton / LSU
13	Lamarcus Morton	CB	6-1	185	RfR-RS	Gilmer, TX / Gilmer
14	Bryce Balous	CB	5-11	190	RJr.-1L	McKinney, TX / North
14	Tyron Cornelius	QB	6-6	232	RSr.-Sq	Bushland, TX / Bushland
15	Sean Michael Flanagan	S	6-2	195	Fr.-HS	Charleston, AR / Charleston
15	Jonathan Shepherd	WR	6-4	195	Fr.-HS	Kilgore, TX / Kilgore
16	Devin Harper	LB	6-1	231	RSO.-1L	Knoxville, TN / Karns
17	Dillon Stoner	WR	6-0	198	RSO.-1L	Tulsa, OK / Jenks
17	David Thibodeaux-Benoit	S	5-9	188	Fr.-HS	Chickasha, OK / Chickasha
18	Za'Carrius Green	S	5-11	210	RJr.-1L	Duncanville, TX / Duncanville
18	Shaun Taylor	QB	6-0	209	Fr.-HS	Fort Worth, TX / All Saints Episcopal
19	Alex Hale	K	6-1	195	Fr.-HS	Point Fredrick, Australia / St. Edward's
19	Justin Phillips	LB	6-0	230	RSr.-3L	Pearland, TX / Pearland
20	R.J. Fisher	WR	6-0	215	Fr.-HS	Lawton, OK / Eisenhower
20	Malcolm Rodriguez	S	6-0	205	So.-1L	Wagoner, OK / Wagoner
22	Taoheed Karim	CB	5-11	177	RfR-RS	Oklahoma City, OK / Putnam City North
22	Mbari Snoddy	RB	5-11	182	Fr.-HS	Edmond, OK / Santa Fe
23	Miguel Fulgencio	RB	6-0	188	Jr.-TR	Claremore, OK / Sequoyah
23	Tre Sterling	S	6-1	202	RfR-RS	Sunnyvale, TX / Sunnyvale
24	Jarrick Bernard	S	6-2	195	Fr.-HS	Shreveport, LA / Evangel Christian
25	Jason Taylor, II	S	6-2	180	Fr.-HS	Oklahoma City, OK / Carl Albert
26	Brenden Ryan	WR	6-5	230	Fr.-HS	Jay, OK / Jay
27	R.D. King	RB	5-11	211	So.-1L	Fitzgerald, GA / Fitzgerald
27	Gabe Lemons	CB	6-2	175	Fr.-HS	Prosper, TX / Coppell
28	Jahmyl Jeter	RB	6-0	210	Fr.-HS	San Antonio, TX / Brennan
28	Thabo Mwaniki	S	5-11	185	So.-1L	Denton, TX / Guyer
29	Bryce Brown	CB	5-9	180	RJr.-Sq	Denton, TX / Guyer
29	Zach Sinor	P	5-10	225	RSr.-3L	Castroville, TX / Medina Valley
30	Chuba Hubbard	RB	6-1	207	RfR-RS	Sherwood Park, Alberta, Canada / Bev Facey
30	Gabe Simpson	S	6-2	208	Fr.-HS	Jay, OK / Jay
31	Kolby Peel	S	6-0	210	Fr.-HS	College Station, TX / A&M Consolidated
31	Taje Williams	WR	5-8	162	RJr.-TR	Pearland, TX / Dawson / Blinn JC
32	Malik Givens	S	5-11	179	RJr.-TR	Tulsa, OK / Booker T. Washington
32	Kris McCune	CB	6-2	200	RfR-RS	Forney, TX / Dallas Christian
33	Ryan Haymaker	RB	5-11	187	RJr.-Sq	Collinsville, OK / Collinsville
33	Kevin Henry	LB	6-0	239	RJr.-1L	Baton Rouge, LA / Central
35	C.J. Moore	WR	6-5	175	Fr.-HS	Tulsa, OK / Union
36	Rhett Boles	WR	5-11	185	RfR-RS	Tuttle, OK / Tuttle
38	Jacob Morris	WR	5-9	165	Fr.-HS	Oklahoma City, OK / Newcastle
38	Philip Redwine-Bryant	LB	6-2	228	RJr.-Sq	Harker Heights, TX / Academy
39	Jake McClure	K	6-3	200	RfR-RS	Chattanooga, TN / East Hamilton
40	Brock Martin	DE	6-4	242	RfR-RS	Oologah, OK / Oologah
41	Britton Abbott	CW	6-2	245	RSr.-2L	Liberal, KS / Liberal
41	Braden Spicer	LB	5-11	217	Fr.-HS	Tulsa, OK / Union
42	Sione Finefeuiaki	CW	6-0	252	Sr.-1L	Santa Clara, CA / Wilcox / College of San Mateo
42	Carson Kropp	LB	6-2	226	Fr.-HS	Oologah, OK / Owasso
44	Patrick Macon	LB	6-3	244	RJr.-Sq	Memphis, TN / Millington Central / Arizona Western
45	Blake Barron	LB	6-0	225	Fr.-HS	Rockwall, TX / Rockwall
46	Hunter Apple	LB	5-11	223	Fr.-HS	Isleton, CA / Rio Vista
47	Tyler Ferguson	DE	6-2	240	RSr.-1L	McKinney, TX / Boyd
48	Adam Martin	LB	5-11	214	RfR-RS	Stillwater, OK / Stillwater
49	Matt Ammendola	K	5-9	195	RJr.-2L	Lansdale, PA / North Penn
50	Ry Schneider	OL	6-3	320	RSO.-Sq	Minco, OK / Minco
50	Relajah Sherman	LB	5-11	222	RfR-RS	Oklahoma City, OK / Carl Albert / SW Okla. State
51	Arlington Hambricht	OL	6-5	308	RJr.-Sq	Ypsilanti, MI / Belleville / Garden City CC
51	Matthew Werner	LB	5-11	195	Fr.-HS	Southlake, TX / Carroll
52	Jacob Farrell	OL	6-6	285	Fr.-HS	Sulphur, OK / Sulphur
52	Ben Kopenski	LB	6-1	235	Fr.-HS	McKinney, TX / Prosper
53	Chase Campbell	DE	6-1	207	RJr.-TR	Tahlequah, OK / Langston
53	Matt Hembrough	LS	6-3	192	RfR-RS	Lisle, IL / Benet

No.	Name	Pos.	Ht.	Wt.	Exp.	Hometown/Previous School
54	Truett Knox	OL	6-1	305	Fr.-HS	Fort Worth, TX / Aledo
56	Enoch Smith, Jr.	DT	6-2	295	RSr.-1L	Chicago, IL / Mount Carmel / Michigan State / Kennedy-King College
56	Larry Williams	OL	6-4	330	RSr.-1L	Wilmington, NC / Laney / East Carolina / Hutchinson CC
57	Seth Meacham	DT	6-2	314	Fr.-HS	Oklahoma City, OK / Heritage Hall
57	Walker Reed	OL	6-6	341	RSO.-Sq	Norman, OK / North
58	Brett Wilson	OL	6-2	260	RJr.-Sq	Cashion, OK / Cashion
59	Matt Hockett	P	6-2	227	RSr.-Sq	Norman, OK / Norman
60	Tyrese Williams	OL	6-3	285	Fr.-HS	Houston, TX / Cypress Ridge
61	Grant Hill	OL	6-2	281	RfR-RS	Edmond, OK / Memorial / Central Oklahoma
62	Jason Bartel	OL	6-7	319	Fr.-HS	Sallisaw, OK / Sallisaw
63	Dylon Carnagey	DT	6-1	271	Fr.-HS	Skiatook, OK / Skiatook
63	Sam Walkingstick	LS	5-11	200	RJr.-2L	Sallisaw, OK / Sallisaw
65	Matt McClurg	OL	6-5	311	RfR-RS	Centennial, CO / Heritage
67	Shane Richards	OL	6-8	336	RSr.-Sq	Calgary, Alberta, Canada / Crescent Heights / New Mexico Military Institute
68	Deionte Noel	OL	6-2	318	RSr.-Sq	Cibolo, TX / Steele
69	Grant Becker	K	5-11	167	Fr.-HS	San Antonio, TX / MacArthur
70	Kevin Mair	DT	6-1	287	Fr.-HS	Frisco, TX / Independence
70	Hunter Woodard	OL	6-5	295	Fr.-HS	Tuscola, IL / Tuscola
71	A.J. Wright	OL	6-0	284	Fr.-HS	Owasso, OK / Owasso
72	Johnny Wilson	OL	6-3	304	RJr.-1L	Midland, TX / Midland Christian
73	Teven Jenkins	OL	6-6	310	RSO.-1L	Topeka, KS / Topeka
74	Larry Joubert	OL	6-4	285	RfR-Sq	Oklahoma City, OK / Douglass / NEO A&M JC
75	Marcus Keyes	OL	6-3	309	RJr.-2L	Port Allen, LA / Port Allen
76	Dylan Galloway	OL	6-5	297	RSO.-1L	Dallas, TX / Coppell
77	Hunter Anthony	OL	6-7	330	Fr.-HS	Tuttle, OK / Tuttle
78	Bryce Bray	OL	6-5	310	Fr.-HS	Bixby, OK / Bixby
79	Darrion Daniels	DT	6-3	320	Sr.-3L	Dallas, TX / Bishop Dunne
79	Matt Kegel	OL	6-5	307	RSO.-Sq	Chaska, MN / Chaska
80	Jake Ross	CW	6-6	240	Jr.-TR	Coweta, OK / Coweta / NEO A&M JC
81	LC Greenwood	WR	6-3	212	RfR-RS	Garland, TX / Lakeview Central
82	Elden Coleman	WR	5-11	187	RJr.-TR	El Paso, TX / Andress / Southern Nazarene
82	Cole Walterscheid	DE	6-5	260	RSr.-2L	Muenster, TX / Muenster
83	Korie Frausto	WR	6-0	191	RSO.-Sq	Wichita, KS / Maize South / Army
84	Dayton Metcalf	CW	6-4	237	RSO.-Sq	Hooker, OK / Hooker
85	Patrick McKaufman	WR	6-6	200	RSO.-Sq	Oklahoma City, OK / Douglass / NEO A&M JC
86	Triston Grant	DE	6-4	238	RSO.-Sq	Owasso, OK / Owasso
86	Baron Odom	CW	6-5	234	RfR-RS	Wynnewood, OK / Wynnewood
87	Logan Carter	CW	6-4	245	RSO.-1L	Henrietta, TX / Henrietta
88	Landon Wolf	WR	5-11	174	RSO.-1L	Tulsa, OK / East Central
89	Tyler Lacy	DE	6-4	240	Fr.-HS	Sachse, TX / Sachse
89	Jelani Woods	CW	6-7	251	RfR-RS	Ellenwood, GA / Cedar Grove
90	Braden Cassity	DE	6-2	240	Fr.-HS	Austin, TX / Westlake
91	Mike Scott	DE	6-5	240	RJr.-TR	Irving, TX / Nimitz / SMU / Trinity Valley JC
92	Cameron Murray	DT	6-2	290	RSO.-1L	Bryant, AR / Bryant
93	Jarrell Owens	DE	6-3	265	RSr.-3L	Palestine, TX / Palestine
94	Jordan Brailford	DE	6-3	250	RJr.-1L	Tulsa, OK / Booker T. Washington
95	Samuela Tuihalamaka	DT	6-2	290	Fr.-HS	Riverside, CA / Mater Dei
97	Amadou Fofana	DT	6-4	280	Jr.-TR	Memphis, TN / Mitchell / Highland CC
98	Brendon Evers	DT	6-2	290	RfR-RS	Bixby, OK / Bixby
99	Trey Carter	DT	6-3	299	RSr.-2L	Dallas, TX / Pinkston

PRONUNCIATIONS

14	Bryce Balous	rhymes with "malice"	28	Thabo Mwaniki	TAW-bo MWAH-nee-kee
6	JayVeon Cardwell	jay-vee-AWN	11	Amen Ogbongbemiga	AY-men
90	Braden Cassity	BRAY-din			awg-BONG-beh-MEE-guh
42	Sione Finefeuiaki	see-OH-nay	93	Jarrell Owens	juh-RELL
		FREE-nay-FAY-you-wee-AH-kee	29	Zach Sinor	SIGH-ner
97	Amadou Fofana	AH-muh-doo foe-FAH-nuh	5	Kemah Siverand	KEY-muh SIV-er-and
86	Triston Grant	TRIST-un	56	Enoch Smith, Jr.	ee-NOCK
18	Za'Carrius Green	zuh-CARE-ee-us	95	Samuela Tuihalamaka	sam-WELL-uh
30	Chuba Hubbard	CHOO-buh			TOO-ee-HAH-luh-MAH-kah
73	Teven Jenkins	TEV-in	4	Tracin Wallace	TRAY-sin
28	Jahmyl Jeter	juh-MEEL	82	Cole Walterscheid	walter-SHIED
8	Braydon Johnson	BRAY-din			(not walter-SHEED)
13	Tyron Johnson	TIE-ruhn	12	Kanion Williams	kuh-NYE-un
74	Larry Joubert	joe-BARE	8	Rodarius Williams	roh-DARE-ee-us
22	Taoheed Karim	TAU (rhymes with how)-heed	31	Taje Williams	TAHZ-yay
		kuh-REEM	60	Tyrese Williams	TY-reese
79	Matt Kegel	KAY-gull	89	Jelani Woods	juh-LAW-nee
9	John Kolar	KOE-larr	11	Keondre Wudtee	kee-AWN-dray WOOD-tee



ALPHABETICAL ROSTER

No.	Name	Pos.	Ht.	Wt.	Exp.	Hometown/Previous School	No.	Name	Pos.	Ht.	Wt.	Exp.	Hometown/Previous School
41	Britton Abbott	CW	6-2	245	RSr.-2L	Liberal, KS / Liberal	38	Jacob Morris	WR	5-9	165	Fr.-HS	Oklahoma City, OK / Newcastle
10	Tyrell Alexander	WR	6-1	182	RSO.-1L	Lancaster, TX / Lancaster	13	Lamarcus Morton	CB	6-1	185	RFr.-RS	Gilmer, TX / Gilmer
49	Matt Ammendola	K	5-9	195	RJr.-2L	Lansdale, PA / North Penn	92	Cameron Murray	DT	6-2	290	RSO.-1L	Bryant, AR / Bryant
77	Hunter Anthony	OL	6-7	330	Fr.-HS	Tuttle, OK / Tuttle	28	Thabo Mwaniki	S	5-11	185	So.-1L	Denton, TX / Guyer
46	Hunter Apple	LB	5-11	223	Fr.-HS	Isleton, CA / Rio Vista	68	Deionte Noel	OL	6-2	318	RSr.-Sq	Cibola, TX / Steele
14	Bryce Balous	CB	5-11	190	RJr.-1L	McKinney, TX / North	86	Baron Odum	CW	6-5	234	RFr.-RS	Wynnewood, OK / Wynnewood
45	Blake Barron	LB	6-0	225	Fr.-HS	Rockwall, TX / Rockwall	11	Amen Ogbongbemiga	LB	6-0	225	RSO.-1L	Calgary, Alberta, Canada / Notre Dame
62	Jason Bartel	OL	6-7	319	Fr.-HS	Sallisaw, OK / Sallisaw	93	Jarrell Owens	DE	6-3	265	RSr.-3L	Palestine, TX / Palestine
69	Grant Becker	K	5-11	167	Fr.-HS	San Antonio, TX / MacArthur	31	Kolby Peel	S	6-0	210	Fr.-HS	College Station, TX / A&M Consolidated
24	Jarrick Bernard	S	6-2	195	Fr.-HS	Shreveport, LA / Evangel Christian	19	Justin Phillips	LB	6-0	230	RSr.-3L	Pearland, TX / Pearland
36	Rhett Boles	WR	5-11	185	RFr.-RS	Tuttle, OK / Tuttle	38	Philip Redwine-Bryant	LB	6-2	228	RJr.-Sq	Harker Heights, TX / Academy
94	Jordan Brailford	DE	6-3	250	RJr.-1L	Tulsa, OK / Booker T. Washington	57	Walker Reed	OL	6-6	341	RSO.-Sq	Norman, OK / North
78	Bryce Bray	OL	6-5	310	Fr.-HS	Bixby, OK / Bixby	67	Shane Richards	OL	6-8	336	RSr.-Sq	Calgary, Alberta, Canada / Crescent Heights / New Mexico Military Institute
29	Bryce Brown	CB	5-9	180	RJr.-Sq	Denton, TX / Guyer							
6	Dru Brown	QB	5-11	200	Sr.-TR	San Mateo, CA / Los Gatos / College of San Mateo / Hawaii	20	Malcolm Rodriguez	S	6-0	205	So.-1L	Wagoner, OK / Wagoner
7	LD Brown	RB	5-9	191	RSO.-1L	Dallas, TX / DeSoto	80	Jake Ross	CW	6-6	240	Jr.-TR	Coweta, OK / Coweta / NEO A&M JC
1	Calvin Bundage	LB	6-2	215	Jr.-2L	Edmond, OK / Santa Fe	26	Brenden Ryan	WR	6-5	230	Fr.-HS	Jay, OK / Jay
53	Chase Campbell	DE	6-1	207	RJr.-TR	Tahlequah, OK / Langston	3	Spencer Sanders	QB	6-2	195	Fr.-HS	Denton, TX / Ryan
6	JayVeon Cardwell	CB	6-0	175	Fr.-HS	Cibola, TX / Steele	50	Ry Schneider	OL	6-3	320	RSO.-Sq	Minco, OK / Minco
63	Dylon Carnagey	DT	6-1	271	Fr.-HS	Skiatook, OK / Skiatook	91	Mike Scott	DE	6-5	240	RJr.-TR	Irving, TX / Nimitz / SMU / Trinity Valley JC
87	Logan Carter	CW	6-4	245	RSO.-1L	Henrietta, TX / Henrietta	15	Jonathan Shepherd	WR	6-4	195	Fr.-HS	Kilgore, TX / Kilgore
99	Trey Carter	DT	6-3	299	RSr.-2L	Dallas, TX / Pinkston	50	Relijah Sherman	LB	5-11	222	RFr.-RS	Oklahoma City, OK / Carl Albert / SW Okla. State
90	Braden Cassity	DE	6-2	240	Fr.-HS	Austin, TX / Westlake	29	Zach Sinor	P	5-10	225	RSr.-3L	Castroville, TX / Medina Valley
82	Elden Coleman	WR	5-11	187	RJr.-TR	El Paso, TX / Address / Southern Nazarene	30	Gabe Simpson	S	6-2	208	Fr.-HS	Jay, OK / Jay
14	Taylor Cornelius	QB	6-6	232	RSr.-Sq	Bushland, TX / Bushland	5	Kemah Siverand	CB	6-1	200	RJr.-TR	Cypress, TX / Cypress Ridge / Texas A&M
79	Darrion Daniels	DT	6-3	320	Sr.-3L	Dallas, TX / Bishop Dunne	56	Enoch Smith, Jr.	DT	6-2	295	RSr.-1L	Chicago, IL / Mount Carmel / Michigan State / Kennedy-King College
3	Kenneth Edison-McGruder	S	6-0	220	Sr.-3L	Houston, TX / Taylor							
98	Brendon Evers	DT	6-2	290	RFr.-RS	Bixby, OK / Bixby	22	Mbari Snoddy	RB	5-11	182	Fr.-HS	Edmond, OK / Santa Fe
52	Jacob Farrell	OL	6-6	285	Fr.-HS	Sulphur, OK / Sulphur	41	Braden Spicer	LB	5-11	217	Fr.-HS	Tulsa, OK / Union
47	Tyler Ferguson	DE	6-2	240	RSr.-1L	McKinney, TX / Boyd	23	Tre Sterling	S	6-1	202	RFr.-RS	Sunnyvale, TX / Sunnyvale
42	Sione Finefeuiaki	CW	6-0	252	Sr.-1L	Santa Clara, CA / Wilcox / College of San Mateo	17	Dillon Stoner	WR	6-0	198	RSO.-1L	Tulsa, OK / Jenks
20	R.J. Fisher	WR	6-0	215	Fr.-HS	Lawton, OK / Eisenhower	25	Jason Taylor, II	S	6-2	180	Fr.-HS	Oklahoma City, OK / Carl Albert
15	Sean Michael Flanagan	S	6-2	195	Fr.-HS	Charleston, AR / Charleston	18	Shaun Taylor	QB	6-0	209	Fr.-HS	Fort Worth, TX / All Saints Episcopal
97	Amadou Fofana	DT	6-4	280	Jr.-TR	Memphis, TN / Mitchell / Highland CC	17	David Thibodeaux-Benoit	S	5-9	188	Fr.-HS	Chickasha, OK / Chickasha
83	Korie Frausto	WR	6-0	191	RSO.-Sq	Wichita, KS / Maize South / Army	95	Samuela Tuihalamaka	DT	6-2	290	Fr.-HS	Riverside, CA / Mater Dei
23	Miguel Fulgencio	RB	6-0	188	Jr.-TR	Claremore, OK / Sequoyah	63	Sam Walkingstick	LS	5-11	200	RJr.-2L	Sallisaw, OK / Sallisaw
76	Dylan Galloway	OL	6-5	297	RSO.-1L	Dallas, TX / Coppell	4	Tracin Wallace	WR	6-0	185	RFr.-RS	Fort Worth, TX / South Hills
32	Malik Givens	S	5-11	179	RJr.-TR	Tulsa, OK / Booker T. Washington	2	Tylan Wallace	WR	6-0	185	So.-1L	Fort Worth, TX / South Hills
86	Triston Grant	DE	6-4	238	RSO.-Sq	Owasso, OK / Owasso	82	Cole Walterscheid	DE	6-5	260	RSr.-2L	Muenster, TX / Muenster
4	A.J. Green	CB	6-1	182	Jr.-2L	DeSoto, TX / DeSoto	51	Matthew Werner	LB	5-11	195	Fr.-HS	Tulsa, OK / Carroll
18	Za'Carrius Green	S	5-11	210	RJr.-1L	Duncanville, TX / Duncanville	12	Kanion Williams	S	6-2	180	Fr.-HS	Dallas, TX / South Oak Cliff
81	LC Greenwood	WR	6-3	212	RFr.-RS	Garland, TX / Lakeview Central	56	Larry Williams	OL	6-4	330	RSr.-1L	Wilmington, NC / Laney / East Carolina / Hutchinson CC
19	Alex Hale	K	6-1	195	Fr.-HS	Point Fredrick, Australia / St. Edward's							
51	Arlington Hambricht	OL	6-5	308	RJr.-Sq	Ypsilanti, MI / Bellevue / Garden City CC	8	Rodarius Williams	CB	6-0	187	RSO.-1L	Shreveport, LA / Calvary Baptist
16	Devin Harper	LB	6-1	231	RSO.-1L	Knoxville, TN / Karns	31	Taje Williams	WR	5-8	162	RJr.-TR	Pearland, TX / Dawson / Blinn JC
33	Ryan Haymaker	RB	5-11	187	RJr.-Sq	Collinsville, OK / Collinsville	60	Tyrese Williams	OL	6-3	285	Fr.-HS	Houston, TX / Cypress Ridge
53	Matt Hembrough	LS	6-3	192	RFr.-RS	Lisle, IL / Benet	58	Brett Wilson	OL	6-2	260	RJr.-Sq	Cashion, OK / Cashion
33	Kevin Henry	LB	6-0	239	RJr.-1L	Baton Rouge, LA / Central	72	Johnny Wilson	OL	6-3	304	RJr.-1L	Midland, TX / Midland Christian
61	Grant Hill	OL	6-2	281	RFr.-RS	Edmond, OK / Memorial / Central Oklahoma	88	Landon Wolf	WR	5-11	174	RSO.-1L	Tulsa, OK / East Central
5	Justice Hill	RB	5-10	190	Jr.-2L	Tulsa, OK / Booker T. Washington	70	Hunter Woodard	OL	6-5	295	Fr.-HS	Tuscola, IL / Tuscola
59	Matt Hockett	P	6-2	227	RSr.-Sq	Norman, OK / Norman	89	Jelani Woods	CW	6-7	251	RFr.-RS	Ellenwood, GA / Cedar Grove
30	Chuba Hubbard	RB	6-1	207	RFr.-RS	Sherwood Park, Alberta, Canada / Bev Facey	71	A.J. Wright	OL	6-0	284	Fr.-HS	Owasso, OK / Owasso
73	Teven Jenkins	OL	6-6	310	RSO.-1L	Topeka, KS / Topeka							
28	Jahmyl Jeter	RB	6-0	210	Fr.-HS	San Antonio, TX / Brennan	11	Keondre Wudtee	QB	6-4	216	RSO.-Sq	Bossier City, LA / Parkway
8	Braydon Johnson	WR	6-1	195	RFr.-RS	Arlington, TX / Bowie							
13	Tyron Johnson	WR	6-1	193	RJr.-1L	New Orleans, LA / Warren Easton / LSU							
74	Larry Joubert	OL	6-4	285	RJr.-Sq	Oklahoma City, OK / Douglass / NEO A&M JC							
22	Taoheed Karim	CB	5-11	177	RFr.-RS	Oklahoma City, OK / Putnam City North							
79	Matt Kegel	OL	6-5	307	RSO.-Sq	Chaska, MN / Chaska							
75	Marcus Keyes	OL	6-3	309	RJr.-2L	Port Allen, LA / Port Allen							
27	J.D. King	RB	5-11	211	So.-1L	Fitzgerald, GA / Fitzgerald							
54	Truett Knox	OL	6-1	305	Fr.-HS	Fort Worth, TX / Aledo							
9	John Kolar	QB	6-6	200	RJr.-Sq	Norman, OK / Norman North							
52	Ben Kopsenski	LB	6-1	235	Fr.-HS	McKinney, TX / Prosper							
42	Carson Kropp	LB	6-2	226	Fr.-HS	Oologah, OK / Owasso							
89	Tyler Lacy	DE	6-4	240	Fr.-HS	Sachse, TX / Sachse							
27	Gabe Lemons	CB	6-2	175	Fr.-HS	Prosper, TX / Coppell							
44	Patrick Macon	LB	6-3	244	RJr.-Sq	Memphis, TN / Millington Central / Arizona Western							
70	Kevin Mair	DT	6-1	287	Fr.-HS	Frisco, TX / Independence							
48	Adam Martin	LB	5-11	214	RFr.-RS	Stillwater, OK / Stillwater							
40	Brock Martin	DE	6-4	242	RFr.-RS	Oologah, OK / Oologah							
2	Tanner McCalister	CB	5-11	180	Fr.-HS	Heath, TX / Rockwall-Heath							
39	Jake McClure	K	6-3	200	RFr.-RS	Chattanooga, TN / East Hamilton							
65	Matt McClurg	OL	6-5	311	RFr.-RS	Centennial, CO / Heritage							
32	Kris McCune	CB	6-2	200	RFr.-RS	Forney, TX / Dallas Christian							
85	Patrick McKaufman	WR	6-6	200	RSO.-Sq	Oklahoma City, OK / Douglass / NEO A&M JC							
57	Seth Meacham	DT	6-2	314	Fr.-HS	Oklahoma City, OK / Heritage Hall							
84	Dayton Metcalf	CW	6-4	237	RSO.-Sq	Hooker, OK / Hooker							
35	C.J. Moore	WR	6-5	175	Fr.-HS	Tulsa, OK / Union							

PRONUNCIATIONS

4	Tracin Wallace	TRAY-sin	30	Chuba Hubbard	CHOO-buh
5	Kemah Siverand	KEY-muh SIV-er-and	31	Taje Williams	TAHZ-yay
6	JayVeon Cardwell	jay-vee-AWN	42	Sione Finefeuiaki	see-Oh-nay
8	Braydon Johnson	BRAY-din			FEE-nay-FAY-you-wee-AH-kee
8	Rodarius Williams	roh-DARE-ee-us	56	Enoch Smith, Jr.	ee-NOCK
9	John Kolar	KOE-larr	60	Tyrese Williams	TY-reese
11	Amen Ogbongbemiga	AY-men	73	Teven Jenkins	TEV-in
		awg-BONG-beh-MEE-guh	74	Larry Joubert	joe-BARE
11	Keondre Wudtee	kee-AWN-dray WOOD-tee	79	Matt Kegel	KAY-gull
12	Kanion Williams	kuh-NYE-un	82	Cole Walterscheid	walter-SHEED
13	Tyron Johnson	TIE-ruh			(not walter-SHEED)
14	Bryce Balous	rhymes with "malice"	86	Triston Grant	TRIST-un
18	Za'Carrius Green	zuh-CARE-ee-us	89	Jelani Woods	jay-LAW-nee
22	Taoheed Karim	TAU (rhymes with how)-heed	90	Braden Cassity	BRAY-din
		kuh-REEM	93	Jarrell Owens	juh-RELL
28	Thabo Mwaniki	TAW-bo MWAH-nee-kee	95	Samuela Tuihalamaka	sam-WELL-uh
28	Jahmyl Jeter	juh-MEEL			TOO-ee-HAH-luh-MAH-kah
29	Zach Sinor	SIGH-ner	97	Amadou Fofana	AH-muh-doo foe-FAH-nuh



GAME NOTES

2018 HONORS AND RECOGNITION

5 JUSTICE HILL - RB

- ▶ Walter Camp Award Preseason Watch List
- ▶ Doak Walker Award Preseason Candidate
- ▶ Maxwell Award Preseason Watch List
- ▶ Preseason All-Big 12 Football Team
- ▶ OSU Offensive MVP of the Game vs. Missouri State
- ▶ OSU Co-Offensive MVP of the Game vs. Kansas

14 TAYLOR CORNELIUS - QB

- ▶ Johnny Unitas Golden Arm Award Preseason Watch List
- ▶ Johnny Unitas Golden Arm Award Top 30
- ▶ Earl Campbell Tyler Rose POTW Honorable Mention vs. MSU
- ▶ Davey O'Brien Great 8 list vs. Boise State
- ▶ Manning Award "Star of the Week" vs. Boise State
- ▶ OSU Offensive MVP of the Game vs. Boise State

94 JORDAN BRAILFORD - DE

- ▶ Chuck Bednarik Award Watch List
- ▶ Ted Hendricks Award Preseason Watch List
- ▶ Preseason All-Big 12 Football Team
- ▶ OSU Defensive MVP of the Game vs. Boise State
- ▶ OSU Co-Defensive MVP of the Game vs. Kansas
- ▶ Big 12 Defensive Player of the Week vs. Kansas

19 JUSTIN PHILLIPS - LB

- ▶ Butkus Award Preseason Watch List
- ▶ Chuck Bednarik Award Preseason Watch List
- ▶ OSU Defensive MVP of the Game vs. Missouri State
- ▶ OSU Co-Defensive MVP of the Game vs. Kansas

2 TYLAN WALLACE - WR

- ▶ OSU Offensive MVP of the Game vs. South Alabama
- ▶ Biletnikoff Award Watch List

11 AMEN OGBONGBEMIGA - LB

- ▶ Big 12 Special Teams Player of the Week vs. Boise State
- ▶ OSU Special Teams MVP of the Game vs. Boise State

75 MARCUS KEYES - OL

- ▶ Outland Trophy Preseason Watch List
- ▶ Preseason All-Big 12 Football Team

29 ZACH SINOR - P

- ▶ Ray Guy Award's Ray's 8 List vs. Kansas
- ▶ Ray Guy Award's Ray's 8 List vs. Iowa State

30 CHUBA HUBBARD - RB

- ▶ Big 12 Newcomer of the Week vs. Missouri State

88 LONDON WOLF - WR

- ▶ OSU Co-Offensive MVP of the Game vs. Kansas

41 BRITTON ABBOTT - CW

- ▶ 2017-18 Dr. Prentice Gautt Postgraduate Scholarship

20 MALCOLM RODRIGUEZ - S

- ▶ OSU Defensive MVP of the Game vs. South Alabama

49 MATT AMMENDOLA - K

- ▶ Lou Groza Award Preseason Watch List

MIKE GUNDY - HEAD COACH

- ▶ Dodd Trophy Preseason Watch List

THE BASICS

The Oklahoma State football team (4-3 overall; 1-3 Big 12) returns to Stillwater to host No. 6/7 Texas (6-1 overall; 4-0 Big 12) Saturday at 7 p.m. The game is part of America's Greatest Homecoming in Stillwater. It also marks the highest-ranked opponent to come into Boone Pickens Stadium since the Cowboys hosted No. 5 Oklahoma in 2015.

GET YOUR TICKETS

Tickets for Saturday's game have been sold out for several weeks, but tickets are available via resale through VividSeats and Ticketmaster. Tailgating locations for Saturday may be reserved starting at 6 p.m. Thursday.

Fans can get in touch with the OSU ticket office at www.okstate.com/tickets or by calling 877-ALL-4-OSU. Fans can also text the OSU ticket office at 877-255-4678.

ON THE AIR

The game will be televised by ABC with Chris Fowler, Kirk Herbstreit and Maria Taylor on the call. The contest will also be carried live on the Cowboy Radio Network, with Dave Hunziker handling play-by-play, John Holcomb providing analysis and Robert Allen reporting from the sideline. Fans outside of the Cowboy Radio Network can listen to the OSU broadcast for free through TuneIn Radio or the TuneIn Radio app.

IN THE RANKINGS

The Cowboys are not ranked in the Associated Press Poll or the *USA Today* Coaches Poll this week, but they have been ranked in at least one poll in 29 of the last 32 weeks of rankings, dating back to week 10 of the 2016 season. OSU reached a 2018 season-high of No. 15 in both polls during week four this year, and has now been ranked in the top 15 of the A.P. poll at some point in 10 of the past 11 seasons.

The Cowboys are one of only five teams to be ranked in every set of College Football Playoff rankings since the beginning of 2015, joining Alabama, Clemson, Oklahoma and Ohio State.

Texas is ranked No.6 in the A.P. poll and is No. 7 in the coaches' poll.

THE SERIES

Saturday's game marks the 33rd meeting between Oklahoma State and Texas, with UT holding a 24-8 all-time advantage in the series. OSU, however, has won six of the past eight meetings and each of the past three. The three-game win streak marks the longest for the Cowboys in the history of the series.

UT holds an 8-2 advantage in games played in Stillwater, with OSU winning its last home matchup, 49-31, in 2016. The Cowboys won last year's meeting in Austin in overtime, 13-10, and the 2015 meeting in Austin, 30-27. OSU's other home win against Texas came in 1997 with a 42-16 triumph.

Coach Mike Gundy is 6-7 in his career against Texas, while UT coach Tom Herman is 0-1 against OSU.

HOMECOMING ACTIVITIES

Homecoming is a big deal at Oklahoma State and is referred to as "America's Greatest Homecoming Celebration." This year's Homecoming theme is "Cowboys Ride On." For a full list of activities, visit the OSU Alumni Association website, orangeconnection.org, but below is an abbreviated look at some of the events planned for the week:

Sunday, Oct. 21 at 5:30 p.m. - Orange Fountain Dyeing at Edmon Low Library Fountain; Sign Competition from 2-6 p.m.

Monday, Oct. 22 from 5-7 p.m. - Homecoming tailgate for OSU students at Kerr-Drummond Plaza

Tuesday, Oct. 23 from 6-8 p.m. - Harvest Carnival and Chili Cook-Off at the Payne County Expo Center

Wednesday, Oct. 24 from 5-7 p.m. - Hester Street Painting between Morrill and Athletic Avenues

Thursday, Oct. 25 at 9 p.m. - Orange Reflection at OSU residence halls

Friday, Oct. 26 from 5:30-9 p.m. - **Walkaround** in the Greek Neighborhood, then Homecoming & Hoops inside Gallagher-Iba Arena at 9 p.m.

Saturday, Oct. 27 at 9 a.m. - Sea of Orange Parade on Main Street

WEEKLY MEDIA CALENDAR

22

Monday

10:20 a.m. CT
Mike Gundy on Big 12 Coaches Teleconference

6 p.m. CT
Mike Gundy Radio Show - Cowboy Radio Network

12 p.m. CT
Mike Gundy Media Luncheon

23

Tuesday

5:15 p.m. CT
Players available after practice at the Sherman E. Smith Training Facility

24

Wednesday

No availability

25

Thursday

No availability

26

Friday

No availability except for network TV

27

Saturday

7 p.m. CT
OSU vs. Texas



GAME NOTES

Oklahoma State Leaders			
Rushing	Att	Net	TD
Justice Hill	112	684	7
Taylor Cornelius	59	190	4
Chuba Hubbard	26	184	2
J.D. King	33	135	0
Passing	C-A-I	Yds	TD
Taylor Cornelius	134-227-8	2,014	16
Receiving	Rec	Yds	TD
Tylan Wallace	40	718	4
Tyron Johnson	20	399	3
Landon Wolf	16	220	2
Dillon Stoner	16	215	1
Tackles	Solo	Asst.	Total
Justin Phillips	37	16	53
Calvin Bundage	29	15	44
K. Edison-McGruder	26	10	36
Tackles for Loss	No.	Yds	
Jordan Brailford	12.5	56	
Calvin Bundage	7.0	18	
Interceptions	No.	Yds	
Four tied	1	-	

Texas Leaders			
Rushing	Att	Net	TD
Keontay Ingram	66	403	2
Tre Watson	89	340	1
Sam Ehlinger	76	230	6
Daniel Young	33	132	0
Passing	C-A-I	Yds	TD
Sam Ehlinger	136-207-2	1,534	11
Shane Buechele	20-34-1	184	1
Receiving	Rec	Yds	TD
Lil'J Humphrey	42	576	4
Collin Johnson	41	563	5
Devin Duvernay	18	188	1
Andrew Beck	15	132	0
Tackles	Solo	Asst.	Total
Brandon Jones	32	17	49
Gary Johnson	32	14	46
Tackles for Loss	No.	Yds	
Gary Johnson	9.0	27	
Charle Omenihu	8.0	44	
Interceptions	No.	Yds	
Caden Sterns	4	33	

	LAST MEETING
	Oct. 21, 2017 Austin, Texas Attendance: 92,506 TV: ABC
TEXAS	10
OKLAHOMA STATE <small>10/11</small>	13

Captains: Justice Hill, Marcus Keyes, Tre Flowers, Ramon Richards

Score by Quarters	1	2	3	4	OT	Score
Oklahoma State	7	0	0	3	3	13
Texas	0	7	3	0	0	10

Scoring Summary

- 1st 04:51 OSU King, J.D. 7 yd run (Ammendola kick)**
10-96 2:52, OSU 7 - UT 0
- 2nd 13:59 UT Ehlinger, Sam 2 yd run (Rowland kick)**
3-86 0:50, OSU 7 - UT 7
- 3rd 10:42 UT Rowland, Joshua 22 yd field goal**
13-71 4:18, OSU 7 - UT 10
- 4th 12:31 OSU Ammendola, Matt 19 yd field goal**
12-74 4:20, OSU 10 - UT 10
- OT OT1 OSU Ammendola, Matt 34 yd field goal**
4-8 0:00, OSU 13 - UT 10

	OSU	UT
FIRST DOWNS	26	13
RUSHES-YARDS (NET)	51-146	33-42
PASSING YDS (NET)	282	241
Passes Att-Comp-Int	38-25-0	36-22-1
TOTAL OFFENSE PLAYS-YARDS	89-428	69-283
Fumble Returns-Yards	0-0	0-0
Punt Returns-Yards	3-14	1-0
Kickoff Returns-Yards	1-19	2-56
Interception Returns-Yards	1-0	0-0
Punts (Number-Avg)	9-41.6	11-50.9
Fumbles-Lost	4-1	2-0
Penalties-Yards	2-20	8-73
Possession Time	34:15	25:45
Third-Down Conversions	5 of 18	3 of 17
Fourth-Down Conversions	0 of 0	1 of 1
Red-Zone Scores-Chances	3-5	2-3
Sacks By: Number-Yards	3-48	2-14

RUSHING: Oklahoma State-Hill, Justice 33-117; King, J.D. 11-43; Rudolph, Mason 7-minus 14. Texas-Warren III, C. 12-33; Hemphill, Reggi 2-12; Heard, Jerrod 2-4; Carter, Toneil 1-3; Ehlinger, Sam 16-minus 10.

PASSING: Oklahoma State-Rudolph, Mason 25-38-0-282. Texas-Ehlinger, Sam 22-36-1-241.

RECEIVING: Oklahoma State-McCleskey, Jalen 8-78; Ateman, Marcell 4-87; Washington, James 4-32; Hill, Justice 3-29; Lacy, Chris 2-30; Stoner, Dillon 2-15; Johnson, Tyron 2-11. Texas-Leonard, Dorian 4-26; Heard, Jerrod 3-27; Johnson, Collin 3-24; Burt, John 2-99; Hemphill, Reggi 2-20; Warren III, C. 2-12; Brewer, Cade 1-15; Humphrey, Lil'J 1-9; Joe, Lorenzo 1-9; Duvernay, Devin 1-9; Carter, Toneil 1-minus 3; Young, Daniel 1-minus 6.

INTERCEPTIONS: Oklahoma State-Richards, Ramon 1-0. Texas-None.



FUMBLES: Oklahoma State-Lacy, Chris 1-0; Rudolph, Mason 1-0; Hill, Justice 1-1; Stoner, Dillon 1-0. Texas-Ehlinger, Sam 1-0; TEAM 1-0.

NOTING THE COWBOYS IN HOMECOMING GAMES

Oklahoma State owns an all-time record of 53-36-7 in homecoming games. The Cowboys have won nine of their last 11 and 31 of their last 46 Homecoming games.

BARRY SANDERS THROWBACK - 30 YEARS LATER

Barry Sanders and OSU's 1988 offensive line - known as the War Pigs - are back in town to serve as the grand marshals of America's Greatest Homecoming Celebration and to honor the 30th anniversary of Sanders' 1988 season - the greatest Heisman season ever. The Cowboys will wear throwback jerseys that match the ones worn by the Cowboys during the historic 1988 season. Sanders and his offensive line will also be prominently featured throughout the week of Homecoming 2018, serving as the main attraction of the Sea of Orange Parade on Saturday morning. Additionally, OSU's football uniforms Saturday feature a diamond-shaped patch in honor of the 30th anniversary of Sanders' Heisman season.





GAME NOTES

COWBOYS IN CLOSE GAMES

Success in close games has been part of Mike Gundy's career success. A look at how the Cowboys have fared in close games (less than 10 points separating the final score) during his head coaching career, which spans from 2005 to the present:

2005		
Montana State	W	15-10
Missouri	L	31-38
No. 13 Texas Tech	W	24-17
2006		
at Houston	L	25-34
at Kansas State	L	27-31
No. 23 Texas A&M	L	33-34 (OT)
at Texas Tech	L	24-30
No. 13 Oklahoma	L	21-27
Alabama (Independence Bowl)	W	34-31
2007		
Texas Tech	W	49-45
at Texas A&M	L	23-24
No. 25 Kansas State	W	41-39
No. 14 Texas	L	35-38
2008		
at No. 3 Missouri	W	28-23
at No. 1 Texas	L	24-28
2009		
at Texas A&M	W	36-31
Texas Tech	W	24-17
Colorado	W	31-28
2010		
Troy	W	41-38
Texas A&M	W	38-35
No. 14 Oklahoma	L	41-47
2011		
at No. 8 Texas A&M	W	30-29
No. 17 Kansas State	W	52-45
at Iowa State	L	31-37 (OT)
No. 4 Stanford (Fiesta Bowl)	W	41-38 (OT)
2012		
No. 12 Texas	L	36-41
at Kansas	W	20-14
at No. 14 Oklahoma	L	48-51 (OT)
at Baylor	L	34-41
2013		
at West Virginia	L	21-30
Kansas State	W	33-29
No. 18 Oklahoma	L	24-33
2014		
vs. No. 1 Florida State	L	31-37
at Kansas	W	27-20
at No. 18 Oklahoma	W	38-35 (OT)
Washington (Cactus Bowl)	W	30-22
2015		
at Texas	W	30-27
Kansas State	W	36-34
at West Virginia	W	33-26 (OT)
at Iowa State	W	35-31
2016		
Central Michigan	L	27-30
Pittsburgh	W	45-38
Iowa State	W	38-31
at Kansas State	W	43-37
Texas Tech	W	45-44
2017		
Texas Tech	W	41-34
at Texas	W	13-10 (OT)
at No. 24 Iowa State	W	49-42
Kansas State	L	40-45
vs. No. 22 Virginia Tech	W	30-21
2018		
Iowa State	L	42-48

OKLAHOMA STATE FROM A DISTANCE

Oklahoma State is 4-3 on the season and is coming off an open date last weekend.

The Cowboys are ranked No. 12 nationally in total offense after seven games and have been led by junior running back Justice Hill, senior quarterback Taylor Cornelius and sophomore wide receiver Tylan Wallace. Hill ranks among the best running backs in college football. He leads all Power Five non-seniors with 3,293 career rushing yards and he averages 100 rushing yards per game during his career to rank No. 4 among all active players.

Cornelius is a former walk-on who waited five years for his turn as OSU's starter. He's started every game for the Cowboys this season and set two OSU single-game records in the win at Kansas. He also ranks among the top 12 in FBS this season in passing yards per completion (15.03), points responsible for per game (17.1), total offense (314.9) and passing yards (2,014). Wallace is his top target, and leads the team with 718 receiving yards. His average of 102.6 yards per game is No. 8 in FBS and second in the Big 12 this season.

The Cowboys have excelled in three areas defensively this season: sacks, tackles for loss and red zone defense. OSU leads the nation with 4.29 sacks per game and ranks ninth in FBS with 8.6 tackles for loss per game. When opponents have reached the red zone this season, they have only scored at a rate of 73.9 percent - enough for the defense to lead the Big 12. OSU also has yet to allow a point to an opponent on its opening drive of a game this season.

BIG SCREEN TV

The 2018 season marks the debut of Boone Pickens Stadium's new Daktronics video board, which measures 110 feet wide by 56 feet tall and is suspended on the side of Gallagher-Iba Arena in the stadium's east end zone. The board is the eighth-largest at a college football-only stadium and can show better than 1080HD resolution. The board's brightness registers at 11,000 nits while most similar boards measure at 7,000 nits. The amplified brightness is to account for the fact that OSU's board faces west, and the brightness can be adjusted manually depending on the position of the sun. It was made possible through a gift from Gary and Claudia Humphreys.

AN OKLAHOMA STATE WIN WOULD...

- ▶ Mark OSU's fourth straight in games vs. opponents ranked in the top 25 of the A.P. poll.
- ▶ Mark Mike Gundy's seventh career win over an AP top-10 opponent and the 18th in OSU history.
- ▶ Mark OSU's highest-ranked opponent defeated since the Cowboys beat No. 5 TCU in 2015.
- ▶ Give OSU wins in seven of the past nine matchups with Texas.
- ▶ Be the fourth straight over Texas for the Cowboys, extending their longest win streak in the series.
- ▶ Improve the Cowboys to 23-7 in their last 30 games and 37-12 in their last 49 games.
- ▶ Make the Cowboys 9-24 all-time vs. Texas.
- ▶ Improve Mike Gundy's career record vs. Texas to 7-7
- ▶ Improve Mike Gundy's record in Big 12 games to 71-45.
- ▶ Make OSU 39-12 at Boone Pickens Stadium since the start of the 2011 season.
- ▶ Improve the Cowboys to 52-24 in Big 12 Conference games since 2010.

NOTABLE STREAKS AND TRENDS ENTERING THE GAME

- ▶ Oklahoma State has won 22 of its last 29 games overall.
- ▶ OSU is 15-3 in its last 18 games decided by less than 10 points.
- ▶ OSU has won 19 of its last 20 games when leading at halftime, dating to Sept. 17, 2016.
- ▶ Justice Hill has a rushing touchdown in 12 of his last 13 games.
- ▶ Justice Hill has rushed for at least 100 yards in four of seven games this season, in 11 of his last 17 games and in 15 of his last 24 games.
- ▶ Matt Ammendola has made 22 of his last 23 field goal attempts, and 24 of his last 26 tries.
- ▶ OSU has won three straight overtime games.
- ▶ OSU has had at least one 100-yard receiver in nine of its last 12 games.
- ▶ OSU has had a 100-yard rusher in 13 of its last 21 games.
- ▶ OSU has outrushed its opponent in 15 of its last 21 games and in 17 of its last 24 games.
- ▶ Oklahoma State has won 36 of its last 48 games overall, dating back to the end of the 2014 season.
- ▶ OSU has forced at least one turnover in 33 of its last 34 games and in 42 of the last 44 games, dating to 2015.
- ▶ Dating back to 2005, the Cowboys have won 34 of their last 36 games when not committing a turnover.
- ▶ Dating back to 2008, the Cowboys have won 58 of their last 63 games when winning the turnover battle.
- ▶ Dillon Stoner has at least one catch in each of his last 19 games.



GAME NOTES

Team and Player Notes

WIN INDICATORS

There are many things that factor into whether a team wins a game or not, but a long-term look at the trends during Mike Gundy's tenure at Oklahoma State shows that winning the turnover battle and winning the run game are two of the easiest ways to predict an OSU victory.

Since 2005, when the Cowboys win the turnover battle, they are 68-8 (89.5 pct.). They are 33-2 (94.3 pct.) in games when they commit zero turnovers. OSU is 89-21 under Gundy when outrushing the opponent (80.9 pct.) and is 39-5 when holding the opponent under 100 yards on the ground (88.6 pct.).

History also shows that OSU is tough to beat when it takes a lead into halftime, as the Cowboys are 93-8 when leading at intermission under Gundy (92.1 pct.).

COWBOYS IN CLOSE GAMES

One of the best marks of a great program is finding a way to win when the game is close at the end. Under Mike Gundy, the Cowboys have excelled in that area.

Dating back to the 2014 season, OSU is 15-3 in its last 18 games decided by less than 10 points, including a streak of three straight overtime wins. That kind of consistency in pressure situations plays a large part in OSU's success. Going back to the beginning of the Gundy era, OSU is 31-20 in games decided by less than 10 points.

GAME 8 TALKING POINTS - OFFENSE

► Doak Walker Award candidate Justice Hill is widely considered as one of the best running backs in college football. He recently set a Big 12 running back record at 12 consecutive games with a rushing touchdown and has 17 career games with at least 100 rushing yards. His 3,293 career rush yards ranks fifth among active players and first among Power Five non-seniors, and his 99.8 career rushing yards per game average ranks fourth among all active FBS players.

► The last time OSU faced a top 10 opponent, Hill had the best outing of his career to date. Against No. 8 Oklahoma last year, Hill rushed 30 times for 228 yards and two touchdowns.

► Through seven games as OSU's starter, quarterback Taylor Cornelius has passed for 2,014 passing yards to rank No. 12 in FBS this season. Many of them have come via chunk plays, as his 36 completions of at least 20 yards and 15.03 yards per completion average both rank No. 7 nationally. He's also among the top 10 in the country when it comes to points responsible for per game (17.1) and total offense per game (314.9).

► Sophomore receiver Tylan Wallace leads the team and ranks No. 8 in the FBS with 102.6 receiving yards per game this season. His 40 catches are twice as many as any other receiver, and he has 718 yards on the season to rank second in the Big 12. He is just the second underclassman in school history to record four straight 100-yard receiving games. He put up 116 yards against Kansas, 123 against Texas Tech, 105 against Boise State and had a career-best 166 yards against South Alabama in week two.

► Receiver Tyron Johnson is the second-leading receiver in yards, catches and touchdowns. He's one of OSU's biggest deep threats, averaging 20 yards per catch to rank No. 2 in the Big 12. 40 percent of Johnson's catches this season have gained at least 20 yards, and 15 percent of his catches result in a Cowboy touchdown.

OFFENSIVE SUCCESS

Throughout Mike Gundy's tenure, OSU has been known for offensive success. Despite losing national award winners and having coaching changes and injuries, Gundy has found a way to put together elite offenses year in and year out, and the evidence is in the numbers.

In the past eight seasons, Oklahoma State has ranked among the top four nationally in total offense four times, including being ranked No. 2 nationally last season. Gundy's teams have been ranked among the top 16 nationally in total offense eight times during his 13 seasons as head coach.

GO BIG OR GO HOME

Oklahoma State's offense is averaging 493 yards per game to rank No. 12 nationally, and it's remarkable how it's gotten there. OSU has run 510 offensive plays this season for 3,451 yards. Of that total, 1,794 (52 percent) have come from 54 plays of 20 yards or more. That means more than half of the Cowboys' offensive output has come from just 10.6 percent of its offensive snaps. That kind of big-play production is among the national leaders, as OSU's 54 plays of 20-plus yards this year are the fourth-most of any team in the country. Here's a look at the FBS leaders in 20-plus yard offensive plays:

Rank	Team	Games	20+ yd plays
1.	Alabama	8	61
1.	Mississippi	8	61
3.	Memphis	8	59
4.	Oklahoma State	7	54
5.	UCF	7	52
6.	Houston	7	50

SCORING MACHINE

Oklahoma State has piled up points in a big way in recent years. The highest-scoring games of the Mike Gundy era:

60 OR MORE POINTS IN A GAME

Date	Opponent	Result	Score
9/1/2012	Savannah State	W	84-0
10/8/2011	Kansas	W	70-28
10/31/2015	at Texas Tech	W	70-53
9/19/2015	UTSA	W	69-14
11/12/2011	at Texas Tech	W	66-6
11/11/2006	Baylor	W	66-24
9/4/2010	Washington State	W	65-17
9/15/2012	Louisiana	W	65-24
9/18/2010	Tulsa	W	65-28
9/3/2016	Southeastern Louisiana	W	61-7
9/3/2011	Louisiana	W	61-34

50-59 POINTS IN A GAME

Date	Opponent	Result	Score
9/14/2013	Lamar	W	59-3
10/14/2017	Baylor	W	59-16
11/1/2008	Iowa State	W	59-17
9/16/2017	at Pittsburgh	W	59-21
11/17/2012	No. 23 Texas Tech	W	59-21
8/31/2017	Tulsa	W	59-24
10/29/2011	Baylor	W	59-24
9/17/2011	at Tulsa	W	59-33
10/24/2015	Kansas	W	58-10
8/30/2018	Missouri State	W	58-17
11/25/2017	Kansas	W	58-17
1/1/2013	vs. Purdue+	W	58-21
10/26/13	at Iowa State	W	58-27
9/13/2008	Missouri State	W	57-13
9/26/2009	Grambling State	W	56-6
10/4/2008	Texas A&M	W	56-28
9/7/2013	at UTSA	W	56-35
9/6/2008	Houston	W	56-37
9/8/2018	South Alabama	W	55-13
9/27/2008	Troy	W	55-24
11/6/2010	No. 22 Baylor	W	55-28
11/10/2012	West Virginia	W	55-34
10/8/2010	at Louisiana	W	54-28
9/2/2006	Missouri State	W	52-10
11/2/2013	at No. 15 Texas Tech	W	52-34
11/5/2011	No. 17 Kansas State	W	52-45
11/4/2017	No. 11 Oklahoma	L	52-62
10/28/2017	No. 22 West Virginia	W	50-39

40-49 POINTS IN A GAME

Date	Opponent	Result	Score
11/23/2013	No. 3 Baylor	W	49-17
11/7/2015	No. 5 TCU	W	49-29
10/1/2016	No. 22 Texas	W	49-31
12/31/2007	vs. Indiana#	W	49-33
11/11/2017	at No. 24 Iowa State	W	49-42
9/22/2007	Texas Tech	W	49-45
9/16/2006	Florida Atlantic	W	48-8
11/20/2010	at Kansas	W	48-14
9/29/2018	at Kansas	W	48-28
11/24/2012	at No. 14 Oklahoma	L-ot	48-51
11/17/2007	at Baylor	W	45-14
10/13/2007	at Nebraska	W	45-14
10/22/2011	at Missouri	W	45-24
9/25/2014	Texas Tech	W	45-35
9/17/2016	Pitt	W	45-38
11/12/2016	Texas Tech	W	45-44
9/8/2017	at South Alabama	W	44-7
12/3/2011	No. 13 Oklahoma	W	44-10
10/22/2016	at Kansas	W	44-20
9/15/2018	No. 17 Boise State	W	44-21
9/13/2014	UTSA	W	43-13
11/5/2016	at Kansas State	W	43-37
11/9/2013	Kansas	W	42-6
9/8/2007	Florida Atlantic	W	42-6
10/14/2006	at Kansas	W	42-32
10/6/2018	Iowa State	L	42-48
9/19/2009	Rice	W	41-24
10/28/2006	No. 20 Nebraska	W	41-29
9/30/2017	at Texas Tech	W	41-34
1/2/2012	No. 4 Stanford \$	W-ot	41-38
9/11/2010	Troy	W	41-38
10/20/2007	No. 25 Kansas State	W	41-39
11/27/2010	No. 14 Oklahoma	L	41-47
10/23/2010	No. 14 Nebraska	L	41-51
11/29/2008	No. 3 Oklahoma	L	41-61
9/6/2014	Missouri State	W	40-23
11/18/2017	Kansas State	L	40-45

Insight Bowl, \$ Fiesta Bowl, + Heart of Dallas Bowl



GAME NOTES

SITUATIONAL RECORDS

	2018	Gundy Era
Home	3-2	66-24
Away	1-1	42-27
Neutral	0-0	11-5
Natural Grass	0-0	15-16
Artificial Turf	4-3	103-40
Day Games	2-1	67-29
Night Games	2-1	50-26
vs. Ranked Opponents	1-0	24-31
August	1-0	4-1
September	3-1	42-11
October	0-2	36-15
November	0-0	27-22
December	0-0	6-4
January	0-0	3-3
Leading at Halftime	4-1	93-8
Trailing at Halftime	0-2	20-44
Tied at Halftime	0-0	5-4
Scoring First	3-3	81-26
Opponent Scoring First	1-0	37-30
Score < 20 Points	0-2	2-15
Score 20+ Points	4-1	114-41
Score 30+ Points	4-1	104-22
Score 40+ Points	4-1	69-7
Opponent Scores < 20 Points	2-0	56-0
Opponent Scores 20+ Points	2-3	61-55
Opponent Scores 30+ Points	0-3	29-48
Opponent Scores 40+ Points	0-2	5-31
Gain < 20 First Downs	1-2	18-25
Gain 20+ First Downs	3-1	99-31
Opponent Gains < 20 First Downs	3-0	58-13
Opponent Gains 20+ First Downs	1-3	60-43
More Rushing Yards Than Opponent	4-0	89-21
Fewer Rushing Yards Than Opponent	0-3	29-35
Rush For < 100 Yards	0-0	12-12
Rush For 100+ Yards	4-3	106-44
Opponent Rushes For < 100 Yards	2-0	39-5
Opponent Rushes For 100+ Yards	2-3	79-51
More Passing Yards Than Opponent	3-1	81-20
Fewer Passing Yards Than Opponent	1-2	37-36
Pass For < 200 Yards	0-1	19-20
Pass For 200+ Yards	4-2	99-36
Opponent Passes For < 200 Yards	2-1	43-10
Opponent Passes For 200+ Yards	2-2	75-46
Pass For < 300 Yards	1-3	56-36
Pass For 300+ Yards	3-0	59-19
Opponent Passes For < 300 Yards	3-1	91-28
Opponent Passes For 300+ Yards	1-2	26-27
More Total Yards Than Opponent	4-0	94-13
Fewer Total Yards Than Opponent	0-3	24-42
Gain < 300 Total Yards	0-0	3-11
Gain 300+ Total Yards	4-3	115-45
Opponent Gains < 300 Total Yards	2-0	29-1
Opponent Gains 300+ Total Yards	2-3	89-55
Commit No Turnovers	1-0	33-2
Win Turnover Battle	1-0	67-8
Equal Turnovers As Opponent	2-2	31-14
Lose Turnover Battle	1-1	19-34
Commit < 6 Penalties	1-0	51-30
Commit 6+ Penalties	3-3	67-26
3rd Down % < 25	1-1	6-18
3rd Down % 25-49	1-2	59-27
3rd Down % 50+	2-0	53-11
Opponent 3rd Down % < 25	2-0	29-3
Opponent 3rd Down % 25-49	1-1	73-32
Opponent 3rd Down % 50+	1-2	16-21
Trail Time of Possession	2-2	68-44
Lead Time of Possession	2-1	50-12

6.	Nevada	8	50
8.	North Texas	8	49
8.	Oklahoma	7	49
10.	Hawai'i	9	48
10.	Ohio State	8	48

OSU has done it with both rushing and receiving, as the Cowboys rank No. 8 nationally with 37 passing plays of 20-plus yards and No. 14 nationally with 17 rushing plays of 20-plus yards.

HILL AMONG THE NCAA'S ACTIVE CAREER RUSHING LEADERS

Justice Hill is firmly established as one of the nation's best running backs, and the stats solidify the claim. A look at where he ranks among active FBS players in terms of career rushing yards, and it should be noted that as a junior, he has one less year of competition than most of those ahead of him:

Rk	Name	Class	Pos.	GM	Rush	TD	Yards
1.	Myles Gaskin, Washington	Sr.	RB	47	825	50	4,678
2.	Devin Singletary, Fla. Atlantic	Jr.	RB	33	600	58	3,607
3.	Jalin Moore, Appalachian State	Sr.	RB	42	582	33	3,570
4.	Bryce Love, Stanford	Sr.	RB	44	490	27	3,475
5.	Justice Hill, Oklahoma State	Jr.	RB	33	586	28	3,293
6.	Benny Snell Jr., Kentucky	Jr.	RB	33	608	41	3,292

He's even better when it comes to active career leaders in rushing yards per game. A look at the list:

Rk	Name	Class	Pos.	GM	Rush	Yds.	TD	Avg.
1.	Jonathan Taylor, Wisconsin	So.	RB	21	469	3,086	21	147
2.	AJ Dillon, Boston College	So.	RB	18	406	2,241	20	124.5
3.	Devin Singletary, Fla. Atlantic	Jr.	RB	33	600	3,607	58	109.3
4.	Justice Hill, Oklahoma State	Jr.	RB	33	586	3,293	28	99.8
5.	Benny Snell Jr., Kentucky	Jr.	RB	33	608	3,292	41	99.8
6.	Myles Gaskin, Washington	Sr.	RB	47	825	4,678	50	99.5

GAME 8 TALKING POINTS - DEFENSE

► The most impressive aspect of the Cowboy defense this season is its ability to get to the quarterback. Through seven games, OSU has totaled 30 sacks to lead the nation. That's three more than second place UAB. OSU also has the national lead when it comes to average sacks per game at 4.67 per contest, while the next-best sits at 4.29 per game.

► Defensive end Jordan Brailford has led the charge, as his 1.14 sacks per game ranks seventh nationally and leads the Big 12. He also leads the Big 12 and ranks ninth in FBS with 1.8 TFL per game. Jarrell Owens has added 4.0 sacks of his own and Mike Scott has 3.0 sacks on the year.

► The Cowboys also rank No. 9 in FBS with 1.8 team tackles for loss per game. While sacks contribute to the tackles for loss totals, the OSU defense has an additional 30 tackles for loss outside of those sacks.

► Another positive area has been red zone defense. When opponents have reached the red zone this season, they have only scored 73.9 percent of the time - enough for the OSU defense to lead the Big 12 in that category.

► OSU also has yet to allow a point to an opponent on its opening drive of a game this season.

SACK ATTACK

The Cowboys rank No. 1 in FBS in sacks and sacks per game this season. A look at the leaders:

Rk	Team	G	W-L	Sacks	Sack Yds	Avg
1.	Oklahoma State (Big 12)	7	4-3	30	176	4.29
2.	UAB (C-USA)	7	6-1	27	159	3.86
3.	Ohio State (Big Ten)	8	7-1	26	171	3.25
	Alabama (SEC)	8	8-0	26	153	3.25
	North Texas (C-USA)	8	6-2	26	189	3.25

BRAILFORD FOR ALL-AMERICAN

Defensive end Jordan Brailford is putting together a season worthy of All-America consideration. He has led the nation in sacks for much of the season and is currently No. 7 at 1.14 sacks per game. He also ranks No. 9 nationally with 1.8 tackles for loss per game and is on pace to set school records for both. He has been one of OSU's most disruptive players on the field in every game and is starting to become a household name around the Big 12.



GAME NOTES

BLOCK PARTY - NATIONAL LEADERS IN BLOCKED KICKS SINCE 2013

Oklahoma State has earned a reputation for its ability to block kicks. Here are the national team leaders in blocked kicks since the beginning of the 2013 season:

1. Oklahoma State	23
BYU	23
Temple	23
4. Rutgers	20
Southern California	20

TURNOVER TRADITION

OSU ranks among the national leaders in turnovers forced since 2010. A look at the elite performers:

1. Houston	243
2. Oregon	240
3. Oklahoma State	233
4. Louisiana Tech	228
5. Boise State	227

NON-OFFENSIVE TDS AN OSU STAPLE

Non-offensive touchdowns have been a regular part of the Oklahoma State attack in recent years, as the Cowboys have been among the leaders in non-offensive scores since the start of the 2010 season. A closer look:

Non-Offensive Touchdowns, NCAA Leaders Since 2010

1. Alabama	51
2. Utah	46
3. Oregon	45
4. Oklahoma State	44
TCU	44
6. Houston	43
7. Florida	42
8. Kansas State	39
Ohio State	39
10. Arizona State	35

NOTING AMMENDOLA

OSU placekicker Matt Ammendola has hit 22 of his past 23 field goal attempts. He's the Big 12 leader in field goal percentage this season at 91.7 percent and ranks No. 6 in FBS.

Ammendola quietly became one of the better kickers in the country last season. He led the nation in scoring by a kicker with 139 points after making 23 of 29 field goal attempts and all 70 PAT attempts.

He's also a two-time first team academic all-conference honoree and on the watch list for the 2018 Lou Groza Collegiate Place-Kicker Award. He holds a career field goal rate of 83.3 percent, which ranks second in OSU history and No. 11 among all active FBS players.

COWBOY GRADS

Academics has always been a point of emphasis for OSU coach Mike Gundy. The 2018 Cowboy roster includes seven players who have already earned their degrees:

- Britton Abbott – Management (Dec. 2017), Marketing (May 2018)
- Taylor Cornelius – Management (May 2018), Marketing (May 2018)
- Matt Hockett – Zoology/Pre-Medical Sciences (May 2018)
- Cole Walterscheid – Management (Dec. 2017)
- Larry Williams – University Studies/Education (Dec. 2017)
- Dru Brown – Communications (From Hawai'i in 2018)
- Kemah Siverand – University Studies/Business (From Texas A&M in 2018)

TEXAS IS COWBOY COUNTRY

The OSU roster includes 47 native Texans. No Power Five school outside of the Lone Star State has more. The list of Power Five schools outside of Texas with the most native Texans:

1. Oklahoma State	47
2. Oklahoma	41
3. Kansas	35

OKLAHOMA STATE COWBOY RADIO NETWORK AFFILIATES

Ada	KTLS	106.5 FM
Altus	KWHW	1450 AM
Ardmore	KYNZ	107.1 FM
Anadarko	KACO	98.5 FM
Bartlesville	KWON	1400 AM
Blackwell	KOKB	1580 AM
Broken Bow	KKBI	106.1 FM
Cordell/Sayre	KKZU	101.7 FM
Enid	KNID	107.1 FM
Frederick	KTAT	1570 AM
Grove	KGVE	99.3 FM
Hobart	KTJS	1420 AM
Hugo	KMMY	96.5 FM
Lawton	KMGZ	97.3 FM
Lawton	KMGZ	95.3 FM
McAlester	KTMC	105.1 FM
Oklahoma City	KXXY	96.1 HD2
Ponca City	WBBZ	1230 AM
Sallisaw	KXXM	105.1 FM
Shawnee	KGFF	1450 AM
Shawnee	KGFF	100.9 FM
Stillwater	KSPI	93.7 FM
Tahlequah	KEOK	102.1 FM
Tulsa	KFAQ	1170 AM
Weatherford	KWEY	1590 AM
Weatherford	KWEY	95.5 FM
Woodward	KMZE	92.1 FM

MIKE GUNDY RADIO SHOW

Mike Gundy's radio show airs live throughout most Cowboy Radio Network affiliates from 6-7 p.m. CT on the following dates:

- Monday, August 28
- Monday, September 4
- Monday, September 11
- Monday, September 18
- Monday, September 25
- Monday, October 8
- Monday, October 15
- Monday, October 22
- Monday, October 29
- Monday, November 5
- Monday, November 12
- Monday, November 19

MIKE GUNDY TV SHOW

Mike Gundy's television show, Cowboy Football Roundup, airs on Fox Sports Oklahoma at 5 p.m. each Wednesday. Hosted by Dave Hunziker, the show includes highlights and analysis delivered by Gundy, plus feature segments.



OSU RECORDS WATCH

CAREER RECORDS

RUSHING ATTEMPTS

1.	989	Thurman Thomas (989-5001)	1984-87
2.	871	Terry Miller (871-4754)	1974-77
3.	846	David Thompson (846-4318)	1993-96
4.	740	Ernest Anderson (740-3780)	1979-83
5.	708	Kendall Hunter (708-4181)	2007-10
6.	634	Tatum Bell (634-3409)	2000-03
7.	586	Justice Hill (586-3293)	2016-18
8.	564	Joseph Randle (564-3085)	2010-12
9.	558	Barry Sanders (558-3797)	1986-88
10.	515	Gerald Hudson (515-2924)	1988-90

RUSHING YARDS

1.	5001	Thurman Thomas (989-5001)	1984-87
2.	4754	Terry Miller (871-4754)	1974-77
3.	4318	David Thompson (846-4318)	1993-96
4.	4181	Kendall Hunter (708-4181)	2007-10
5.	3797	Barry Sanders (558-3797)	1986-88
6.	3780	Ernest Anderson (740-3780)	1979-83
7.	3409	Tatum Bell (634-3409)	2000-03
8.	3293	Justice Hill (586-3293)	2016-18
9.	3085	Joseph Randle (564-3085)	2010-12
10.	2924	Gerald Hudson (515-2924)	1988-90

RUSHING TDS

1.	53	Barry Sanders	1986-88
2.	49	Terry Miller	1974-77
3.	47	Thurman Thomas	1984-87
4.	40	Joseph Randle	2010-12
5.	37	Kendall Hunter	2007-10
6.	34	Tatum Bell	2000-03
7.	34	Jeremy Smith	2009-13
8.	28	Justice Hill	2016-18
	28	Bob Fenimore	1943-46
10.	27	Desmond Roland	2011-14
	27	David Thompson	1993-96
	27	Keith Toston	2006-09

AVERAGE YARDS/RUSH (MIN. 200 ATT.)

1.	6.80	Barry Sanders (558-3797)	1986-88
2.	5.99	Dantrell Savage (349-2092)	2006-07
3.	5.93	Andre Richardson (325-1926)	1994-96
4.	5.91	Kendall Hunter (708-4181)	2007-10
5.	5.90	Vernand Morency (451-2661)	2002-04
6.	5.76	Keith Toston (473-2725)	2006-09
7.	5.68	Gerald Hudson (515-2924)	1988-90
8.	5.62	Justice Hill (586-3293)	2016-18
9.	5.47	Joseph Randle (564-3085)	2010-12
10.	5.45	Terry Miller (871-4754)	1974-77

RUSHING YARDS/GAME (MIN. 20 GAMES)

1.	118.7	Barry Sanders (32 games)	1986-88
2.	113.2	Terry Miller (42 games)	1974-77
3.	106.4	Thurman Thomas (47 games)	1984-87
4.	99.8	Justice Hill (33 games)	2016-18
5.	98.1	David Thompson (44 games)	1993-96
6.	97.5	Gerald Hudson (30 games)	1988-90
7.	95.1	Dantrell Savage (22 games)	2006-07
8.	92.4	Worley Taylor (24 games)	1977-80
9.	89.0	Kendall Hunter (47 games)	2007-10
10.	88.7	Vernand Morency (30 games)	2002-04

CAREER RECORDS

ALL PURPOSE YDS/GAME (MIN. 20 GAMES)

1.	171.4	Barry Sanders (32 games)	1986-88
2.	128.0	Thurman Thomas (47 games)	1984-87
3.	126.3	Terry Miller (42 games)	1974-77
4.	109.8	Joseph Randle (39 games)	2010-12
5.	109.1	Dantrell Savage (22 games)	2006-07
6.	108.3	Gerald Hudson (30 games)	1988-90
7.	108.2	Justice Hill (33 games)	2016-18
8.	107.7	Dez Bryant (28 games)	2007-09
9.	105.9	David Thompson (44 games)	1993-96
10.	103.0	Kendall Hunter (47 games)	2007-10

100-YARD RECEIVING GAMES

1.	21	James Washington	2014-17
2.	20	Rashaun Woods	2000-03
3.	19	Justin Blackmon	2009-11
4.	18	Hart Lee Dykes	1985-88
5.	10	Marcell Ateman	2013-17
6.	9	Dez Bryant	2007-09
7.	7	Josh Stewart	2011-13
	7	Adarius Bowman	2006-07
9.	6	Hermann Eben	1968-70
10.	5	Jalen McCleskey	2015-18
--	4	Tylan Wallace	2017-18

INTERCEPTION RETURN TDS

1.	5	Darrent Williams	2001-04
2.	3	Mark Moore	1983-86
	3	Rod Smith	1986-89
4.	2	Justin Phillips, 7 others	2015-18

FUMBLES FORCED

1.	10	Stacey Satterwhite	1988-91
	10	Ricky Young	1978-81
3.	9	Curtis Boone	1978-80
	9	John Corker	1976-79
5.	7	Jason Gildon	1990-93
	7	Pete DiClemente	1978-81
	7	Dexter Manley	1979-80
	7	Shaun Lewis	2010-13
9.	6	Kenyatta Wright	1996-99
	6	Justin Phillips	2015-18

FIELD GOALS MADE

1.	69	Larry Roach (69-105)	1981-84
2.	68	Ben Grogan (68-91)	2013-16
3.	57	Dan Bailey (57-72)	2007-10
4.	56	Cary Blanchard (56-77)	1987-90
5.	54	Tim Sydnes (54-80)	1996-99
6.	50	Quinn Sharp (50-59)	2008-12
7.	42	Luke Phillips (42-51)	2001-03
8.	39	Lawson Vaughn (39-58)	1992-95
9.	35	Matt Ammendola (35-42)	2016-18
10.	31	Abby Daigle (31-69)	1973-76

FIELD GOAL PCT (MINIMUM 15 ATTEMPTS)

1.	84.7	Quinn Sharp (50-59)	2008-12
2.	83.3	Matt Ammendola (35-42)	2016-18
3.	82.4	Luke Phillips (42-51)	2001-03
4.	80.0	Bruce Redden (12-15)	2005-06
5.	79.2	Dan Bailey (57-72)	2007-10
6.	74.7	Ben Grogan (68-91)	2013-16
7.	72.7	Cary Blanchard (56-77)	1987-90
8.	69.0	Jason Ricks (29-42)	2004-07
9.	67.5	Tim Sydnes (54-80)	1996-99
10.	67.2	Lawson Vaughn (39-58)	1992-95

SEASON RECORDS

TACKLES FOR LOSS (TRACKED SINCE 1969)

1.	112.0	(112-505)	1998
2.	100.0	(100-398)	2006
3.	97.0	(97-366)	2014
	97.0	(97-311)	1986
5.	96.0	(96-452)	1999
6.	95.0	(95-430)	2017
	95.0	(95-344)	2015
	95.0	(95-336)	2013
9.	91.0	(91-339)	2011
10.	90.0	(90-339)	2016
	90.0	(90-311)	2012
--	60.0	(60-244)	2018

YARDS FROM TFL (TRACKED SINCE 1969)

1.	505	(112-505)	1998
2.	478	(77-478)	1981
3.	452	(96-452)	1999
4.	433	(80-433)	1983
5.	430	(95-430)	2017
6.	422	(86-422)	1973
7.	398	(100-398)	2006
8.	386	(71-386)	1984
9.	381	(78-381)	1979
9.	366	(97-366)	2014
--	244	(60-244)	2018

QUARTERBACK SACKS (TRACKED SINCE 1981)

1.	44.0	(44-317)	1983
2.	43.0	(43-345)	1998
3.	42.0	(42-306)	1984
	42.0	(42-380)	1981
5.	40.0	(40-231)	2015
6.	37.0	(37-250)	2006
7.	36.0	(36-241)	1982
8.	34.0	(34-203)	2014
	34.0	(34-245)	2003
	34.0	(34-270)	1999
--	30.0	(30-176)	2018

YARDS FROM SACKS (TRACKED SINCE 1981)

1.	380	(42-380)	1981
2.	345	(43-345)	1998
3.	317	(44-317)	1983
4.	306	(43-306)	1984
5.	270	(32-270)	1999
6.	257	(30-257)	2017
6.	250	(37-250)	2006
7.	245	(32-245)	2003
8.	241	(36-241)	1982
9.	231	(40-231)	2015
--	176	(30-176)	2018

QUARTERBACK SACKS

1.	16.0	Leslie O'Neal Jr.	16-118	1984
2.	14.0	Gary Lewis Jr.	14-116	1981
3.	13.0	Emmanuel Ogbah Jr.	13-62	2015
4.	12.5	Greg Richmond Sr.	12.5-90	2003
	12.5	Jason Gildon So.	12.5-80	1991
6.	12.0	Leslie O'Neal So.	12-80	1983
7.	11.0	Emmanuel Ogbah So.	11-78	2014
8.	9.5	Victor DeGrate Sr.	9.5-51	2006
9.	9.0	Jason Gildon Jr.	9-49	1992
	9.0	Gary Lewis Sr.	9-71	1982
	9.0	Rodney Harding Fr.	9-100	1981
--	8.0	Jordan Brailford Jr.	8-46	2018



THE LAST TIME...

OKLAHOMA STATE TEAM

50+ Points	55 vs. South Alabama, Sept. 8, 2018
60+ Points	61 vs. Southeastern Louisiana, Sept. 3, 2016
70+ Points	70 at Texas Tech, Oct. 31, 2015
Shut a team out at home	vs. Savannah State, Sept. 1, 2012 (84-0)
Shut out a conference opponent at home	vs. Kansas State, Nov. 25, 1961 (45-0)
Shut a team out on the road	at Oklahoma, Nov. 11, 1995 (12-0)
Shut out a conference opponent on the road	at Oklahoma, Nov. 11, 1995 (12-0)
Shut out a team in the first quarter	Sept. 29, 2018 at Kansas
Shut out a team in the first half	Sept. 8, 2017 at South Alabama
Shut out a team through three quarters	Sept. 8, 2017 at South Alabama
Overtime game	at Texas, Oct. 21, 2017, (W, 13-10)
30+ first downs	32 vs. South Alabama, Sept. 8, 2018
50+ rushing attempts	55 vs. Missouri State, Aug. 30, 2018
60+ rushing attempts	61 vs. Texas Tech, Sept. 22, 2007
70+ rushing attempts	71 vs. Mississippi State, Sept. 19, 1998
200+ Yards Rushing	256 at Kansas, Sept. 29, 2018
300+ Yards Rushing	436 vs. Missouri State, Aug. 30, 2018
400+ Yards Rushing	436 vs. Missouri State, Aug. 30, 2018
500+ Yards Rushing	536 vs. Kansas, Nov. 12, 1988
Less than 100 Yards Rushing	85 vs. Kansas State, Nov. 18, 2017
Less than 50 Yards Rushing	8 vs. Baylor, Nov. 21, 2015
Less than 25 Yards Rushing	8 vs. Baylor, Nov. 21, 2015
50+ pass attempts	53 vs. vs. Kansas State, Nov. 18, 2017
60+ pass attempts	60 at Arizona, Sept. 8, 2012
40+ pass completions	42 at Iowa State, Nov. 18, 2011
300+ Yards Passing	312 at Kansas, Sept. 29, 2018
400+ Yards Passing	453 vs. South Alabama, Sept. 8, 2018
500+ Yards Passing	572 at Pittsburgh, Sept. 16, 2017
Less than 100 Yards Passing	78 at Iowa State, Oct. 26, 2013
500+ Yards Total Offense	568 at Kansas, Sept. 29, 2018
600+ Yards Total Offense	617 vs. South Alabama, Sept. 8, 2018
700+ Yards Total Offense	732 vs. Missouri State, Aug. 30, 2018
Less than 200 Yards Total Offense	192 vs. Texas, Nov. 16, 2014
Less than 150 Yards Total Offense	109 at Oklahoma, Nov. 28, 2009
90+ offensive plays	92 vs. Missouri State, Aug. 30, 2018
Beat a Top 25 team at home	vs. No. 17 Boise State, Sept. 15, 2018 (44-21)
Beat a Top 20 team at home	vs. No. 17 Boise State, Sept. 15, 2018 (44-21)
Beat a Top 15 team at home	vs. No. 10 West Virginia, Oct. 29, 2016 (37-20)
Beat a Top 10 team at home	vs. No. 10 West Virginia, Oct. 29, 2016 (37-20)
Beat a Top 5 team at home	vs. No. 5 TCU, Nov. 7, 2015 (49-29)
Beat a Top 25 team on the road	at Iowa State, Nov. 11, 2017 (49-42)
Beat a Top 20 team on the road	at No. 18 Oklahoma, Dec. 6, 2014 (38-35, OT)
Beat a Top 15 team on the road	at No. 15 Texas Tech, Nov. 2, 2013 (52-34)
Beat a Top 10 team on the road	at No. 8 Texas A&M, Sept. 24, 2011 (30-29)
Beat a Top 5 team on the road	at No. 3 Missouri, Oct. 11, 2008 (28-23)
Beat a Top 25 team at a neutral site	vs. No. 22 Virginia Tech (Camping World Bowl), 30-21
Beat a Top 20 team at a neutral site	vs. No. 11 Colorado (2016 Alamo Bowl), 38-8
Beat a Top 15 team at a neutral site	vs. No. 11 Colorado (2016 Alamo Bowl), 38-88
Beat a Top 10 team at a neutral site	vs. No. 4 Stanford (2012 Fiesta Bowl), 41-38
Beat a Top 5 team at a neutral site	vs. No. 4 Stanford (2012 Fiesta Bowl), 41-38
Forced 5 Turnovers	5 at West Virginia, Oct. 28, 2017
Intercepted 4 Passes	4 at West Virginia, Oct. 28, 2017
Had 0 Turnovers	vs. No. 17 Boise State, Sept. 15, 2018 (44-21)

OKLAHOMA STATE INDIVIDUAL PASSING

300+ Yards Passing	312, Taylor Cornelius, at Kansas, Sept. 29, 2018
300+ Yards Passing in a half	309, Mason Rudolph, first half, vs. Kansas, Nov. 25, 2017
400+ Yards Passing	428, Taylor Cornelius vs. South Alabama, Sept. 8, 2018
Had 30+ Completions	31, Mason Rudolph, vs. Kansas, Nov. 25, 2017
Had 40+ Completions	42, Brandon Weeden at Iowa State, Nov. 18, 2011
Had 40+ Attempts	40, Taylor Cornelius, vs. South Alabama, Sept. 8, 2018
Had 50+ Attempts	53, Mason Rudolph, vs. Kansas State, Nov. 18, 2017
Had 60+ Attempts	60, Wes Lunt at Arizona, Sept. 8, 2012
50+ Yard Pass	56, Taylor Cornelius to Tylan Wallace, at Kansas, Sept. 29, 2018
80+ Yard Pass	81, Mason Rudolph to Jalen McCleskey, at Iowa State, Nov. 11, 2017 (First Down)
90+ Yard Pass	91, Mason Rudolph to James Washington vs. Pittsburgh, Sept. 17, 2016 (TD)
Had 4+ TD Passes	4, Taylor Cornelius, vs. Iowa State, Oct. 6, 2018
Had 4+ TD Passes in a Half	5, Mason Rudolph, first half, at Pittsburgh, Sept. 16, 2017
Had 5+ TD Passes	5, Taylor Cornelius, vs. Missouri State, Aug. 30, 2018
Had 5+ TD Passes in a Half	5, Mason Rudolph, first half, at Pittsburgh, Sept. 16, 2017
Had 6+ TD Passes	6, Brandon Weeden vs. Tulsa, Sept. 18, 2010
Had 7+ TD Passes	7, Josh Fields at SMU, Sept. 20, 2003

OKLAHOMA STATE INDIVIDUAL RUSHING

100+ Yards Rushing	189, Justice Hill, at Kansas, Sept. 29, 2018
100+ Yards Rushing at Halftime	114, Justice Hill, at Kansas, Sept. 29, 2018
200+ Yards Rushing	228, Justice Hill, vs. Oklahoma, Nov. 4, 2017
200+ Yards Rushing in a Half	208, Kendall Hunter 1st half vs. Washington St., Sept. 4, 2010
QB Rushed for 100 Yards	125, J.W. Walsh vs. Mississippi State, Aug. 31, 2013
Two Players with 100+ Yards Rushing	122, Justice Hill -and- 115, LD Brown, vs. Missouri State, Aug. 30, 2018
Three Players with 100+ Yards Rushing	148, Keith Toston vs. Missouri St., Sept. 13, 2008 138, Beau Johnson vs. Missouri St., Sept. 13, 2008 132, Kendall Hunter vs. Missouri St., Sept. 13, 2008
Had a run of 50+ Yards	53, Justice Hill, vs. No. 17 Boise State, Sept. 15, 2018
Had a run of 75+ Yards	92, Justice Hill, & 77, LD Brown, vs. Missouri State, Aug. 30, 2018
Had a run of 80+ Yards	92, Justice Hill, vs. Missouri State, Aug. 30, 2018
Had a run of 90+ Yards	92, Justice Hill, vs. Missouri State, Aug. 30, 2018
Had 30+ Rushing Attempts	30, Justice Hill, vs. Oklahoma, Nov. 4, 2017
Had 35+ Rushing Attempts	36, J.D. King, at West Virginia, Oct. 28, 2017
Had 40+ Rushing Attempts	41, David Thompson vs. Baylor, Nov. 23, 1996
4+ Rushing Touchdowns	4, Rennie Childs vs. Pittsburgh, Sept. 17, 2016
5+ Rushing Touchdowns	5, Barry Sanders vs. Kansas, Nov. 12, 1988

OKLAHOMA STATE INDIVIDUAL RECEIVING

Caught 10+ Passes	10, Tylan Wallace, vs. South Alabama, Sept. 8, 2018
Two Players Caught 10+ Passes	13, Josh Cooper -and- 10, Justin Blackmon at Iowa State, Nov. 18, 2011
Three Players Caught 10+ Passes	11, Josh Cooper; 11, Justin Blackmon -and- 10 Hubert Anyiam at Texas A&M, Sept. 24, 2011
100+ Yards Receiving	116, Landon Wolf, -and- 104, Tylan Wallace, at Kansas, Sept. 29, 2018
100+ Yards Receiving at halftime	109, Tylan Wallace, vs. Texas Tech, Sept. 22, 2018
200+ Yards Receiving	235, James Washington, vs. Baylor, Oct. 14, 2017
300+ Yards Receiving	300, Adarius Bowman at Kansas, Oct. 14, 2006
Two Players with 100+ Yards Receiving	116, Landon Wolf, -and- 104, Tylan Wallace, at Kansas, Sept. 29, 2018
Had 3+ TD Catches	3, Jalen McCleskey at Pittsburgh, Sept. 16, 2017
Had 4+ TD Catches	4, Tracy Moore at Arizona, Sept. 8, 2012
Had 5+ TD Catches	7, Rashaun Woods at SMU, Sept. 20, 2003
100+ Yards Receiving by a Running Back	113, Gerald Hudson at Kansas, Nov. 4, 1989
100 yards rushing and receiving, same game	Gerald Hudson at Kansas, Nov. 4, 1989 108 rushing yards and 113 receiving yards

OKLAHOMA STATE INDIVIDUAL DEFENSE

Had 15+ Tackles	19, Jordan Sterns at Oklahoma, Dec. 3, 2016
Had 20+ Tackles	20, Jordan Sterns vs. West Virginia, Oct. 25, 2014
Had 10+ Solo Tackles	10, Justin Phillips, at Kansas, Sept. 29, 2018
Had 2+ Interceptions	2, A.J. Green, at West Virginia, Oct. 28, 2017
Had 3+ Interceptions	3, Jacob Lacey vs. Texas, Nov. 3, 2007
INT Return for a Touchdown	24, Devin Harper, vs. South Alabama, Sept. 8, 2018
Fumble Return for a Touchdown	82, Kenneth Edison-McGruder vs. Tulsa, Aug. 31, 2017
Multiple Defensive TDs Ramon Richards (9 yd fumble return) and Madre Harper (0 yd fumble return)	vs. Southeastern Louisiana, Sept. 3, 2016
Had 4+ Tackles for Loss	5.0, Jordan Brailford, at Kansas, Sept. 29, 2018
Had 5+ Tackles for Loss	5.0, Jordan Brailford, at Kansas, Sept. 29, 2018
Had 3+ Sacks	3.0, Jordan Brailford, at Kansas, Sept. 29, 2018
Blocked a Punt	Amen Ogbongbemiga -and- Jarrick Bernard, vs. No. 17 Boise State, Sept. 15, 2018
Blocked a FG	Motekiai Maile at Kansas, Oct. 22, 2016
Blocked a PAT	Vincent Taylor at TCU, Nov. 19, 2016
Blocked a Punt, FG and PAT in a single game	Jordan Sterns (Punt), Ofa Hautau (FG) -and- James Castleman (PAT) vs. Missouri State, Sept. 6, 2014
Recorded a Safety	Tyler Ferguson vs. Kansas, Oct. 24, 2015



THE LAST TIME...

OKLAHOMA STATE INDIVIDUAL MISCELLANEOUS

KR for a Touchdown 99, Tyreek Hill at Kansas, Oct. 11, 2014
 Game-Opening KR for a Touchdown 100, Justin Gilbert vs. Kansas, Nov. 9, 2013
 PR for a Touchdown 67, Jalen McCleskey at Texas Tech, Oct. 31, 2015
 Punt Blocked for a Touchdown Miketavius Jones blocked & returned vs. Kansas, Oct. 24, 2015
 Returned a blocked FG for a Touchdown Massey blocked, M. Jones returned vs. Kansas, Nov. 13, 1999
 Returned a PAT for a score Vincent Taylor blocked, Tre Flowers returned vs. Texas, Oct. 1, 2016
 OSU player scored 4+ TDs in a game 4, Rennie Childs vs. Pittsburgh, Sept. 17, 2016
 OSU player scored 5+ TDs in a game 7, Rashaun Woods at SMU, Sept. 20, 2003
 Passed For 200 Yards & Rushed For 100 Yards Zac Robinson, 202 passing/144 rushing at Baylor, Nov. 17, 2007
 300-yd passer, 200-yd rusher, 200-yd receiver Zac Robinson, 320 yards passing, Kendall Hunter, 210 yards rushing, Dez Bryant, 236 yards receiving vs. Houston, Sept. 6, 2008
 300-yd passer, 100-yd rusher, 100-yd receiver Taylor Cornelius, 312 yards passing, Justice Hill, 189 yards rushing, Landon Wolf, 116 yards receiving - and - Tylan Wallace, 104 yards receiving at Kansas, Sept. 29, 2018
 100-yd rusher & 100-yd receiver, same game Justice Hill, 189 yards rushing Landon Wolf, 116 yards receiving - and - Tylan Wallace, 104 yards receiving at Kansas, Sept. 29, 2018
 200-yd rusher & 200-yd receiver, same game Kendall Hunter, 210 yards rushing, Dez Bryant, 236 yards receiving vs. Houston, Sept. 6, 2008
 Punted the Ball 70+ Yards 71, Kip Smith vs. West Virginia, Oct. 25, 2014
 Punted the Ball 80+ Yards 80, Cole Farden at Baylor, Nov. 22, 2003
 Kicked a 50-Yard FG 53, Matt Ammendola at South Alabama, Sept. 8, 2017
 Kicked Two 50+ Yard FGs, same game Dan Bailey (52 and 52) at Louisiana, Oct. 8, 2010
 Made 4+ FG 4, Ben Grogan vs. Missouri State, Sept. 6, 2014
 OSU player blocked multiple kicks in a game Vincent Taylor (two blocked PATs) vs. Texas, Oct. 1, 2016

OPPONENT TEAM

50+ Points 62 vs. Oklahoma, Nov. 4, 2017
 Shut out OSU in Stillwater vs. Colorado, Oct. 1, 2005 (34-0)
 Shut out OSU in Stillwater (Conf.) vs. Colorado, Oct. 1, 2005 (34-0)
 Shut out OSU at opponent home at Oklahoma, Nov. 28, 2009 (27-0)
 Shut out OSU at opponent home (Conf.) at Oklahoma, Nov. 28, 2009 (27-0)
 Shut out OSU in the first quarter vs. Boise State, Sept. 15, 2018 (0-0)
 Shut out OSU in the first half vs. Texas, Nov. 16, 2014
 Shut out OSU through three quarters vs. Texas, Nov. 16, 2014
 Shut out OSU in the second half vs. Texas Tech, Sept. 22, 2018
 30+ first downs 35 vs. Texas Tech, Sept. 22, 2018
 40+ first downs 44 at Oklahoma, Nov. 24, 2012
 50+ rushing attempts 55 vs. Kansas State, Oct. 13, 2018
 60+ rushing attempts 60 vs. Tulsa, Aug. 31, 2017
 Less than 25 Yards Rushing 13 vs. Colorado, Nov. 19, 2009
 Less than 50 yards Rushing 34 vs. No. 17 Boise State, Sept. 15, 2018
 Less than 100 Yards Rushing 34 vs. No. 17 Boise State, Sept. 15, 2018
 200+ Yards Rushing 291 vs. Kansas State, Oct. 13, 2018
 300+ Yards Rushing 341 at Oklahoma, Dec. 3, 2016
 400+ Yards Rushing 513, Nebraska, Aug. 31, 1995
 500+ Yards Rushing 513, Nebraska, Aug. 31, 1995
 50+ pass attempts 52 vs. Texas Tech, Nov. 12, 2016
 60+ pass attempts 60 vs. Texas Tech, Sept. 25, 2014
 70+ pass attempts 71 at Texas Tech, Nov. 2, 2013
 Less than 100 Yards Passing 87 at Kansas State, Nov. 5, 2016
 Less than 200 Yards Passing 130 vs. Kansas State, Oct. 13, 2018
 300+ Yards Passing 325 vs. Iowa State, Oct. 6, 2018
 400+ Yards Passing 598 vs. Oklahoma, Nov. 4, 2017
 500+ Yards Passing 598 vs. Oklahoma, Nov. 4, 2017
 600+ Yards Passing 646 vs. Texas Tech, Sept. 22, 2007
 Less than 200 Yards Total Offense 175 at South Alabama, Sept. 8, 2017
 Less than 150 Yards Total Offense 139, Savannah State, Sept. 1, 2012
 500+ Yards Total Offense 518 vs. No. 22 Virginia Tech (Camping World Bowl), Dec. 28, 2017
 600+ Yards Total Offense 785 vs. Oklahoma, Nov. 4, 2017
 700+ Yards Total Offense 785 vs. Oklahoma, Nov. 4, 2017
 90+ offensive plays 90 vs. No. 22 Virginia Tech (Camping World Bowl), Dec. 28, 2017
 100+ offensive plays 104 vs. Baylor, Nov. 21, 2015
 Forced 5 OSU Turnovers 5 at Kansas State, Nov. 3, 2012
 Intercepted 4 OSU Passes 4 at Kansas State, Nov. 3, 2012
 Had 0 Turnovers vs. Kansas State, Oct. 13, 2018

OPPONENT INDIVIDUAL RUSHING

100+ Yards Rushing 181, Alex Barnes, vs. Kansas State, Oct. 13, 2018
 200+ Yards Rushing 239, Samaje Perine at Oklahoma, Dec. 3, 2016
 250+ Yards Rushing 267, Vince Young vs. Texas, Oct. 29, 2005
 QB rushed for 100 Yards 153, Jesse Ertz at Kansas State, Nov. 5, 2016
 Two Players with 100+ Yards Rushing 148, D'Onta Foreman - and - 106, Chris Warren III vs. Texas, Oct. 1, 2016
 50+ Yard Run 60, Pooka Williams, at Kansas, Sept. 29, 2018
 80+ Yard Run 80, Ja'Terian Douglas at Tulsa, Sept. 18, 2011
 90+ Yard Run 90, Calvin Jones at Nebraska, Oct. 10, 1992
 Had 30+ Rushing Attempts 34, Alex Barnes, vs. Kansas State, Oct. 13, 2018
 Had 35+ Rushing Attempts 35, Stepfan Taylor vs. Stanford, Jan. 2, 2012
 4+ Rushing Touchdowns 4, Alex Barnes, vs. Kansas State, Oct. 13, 2018
 5+ Rushing Touchdowns 5, Cedric Benson vs. Texas, Nov. 6, 2004

OPPONENT INDIVIDUAL PASSING

300+ Yards Passing 325, Brock Purdy, vs. Iowa State, Oct. 6, 2018
 400+ Yards Passing 598, Baker Mayfield, vs. Oklahoma, Nov. 4, 2017
 500+ Yards Passing 598, Baker Mayfield, vs. Oklahoma, Nov. 4, 2017
 600+ Yards Passing 646, Graham Harrell vs. Texas Tech, Sept. 22, 2007
 Had 30+ Completions 35, Alan Bowman, vs. Texas Tech, Sept. 22, 2018
 Had 40+ Completions 45, Davis Webb at Texas Tech, Nov. 2, 2013
 Had 40+ Attempts 46, Alan Bowman, vs. Texas Tech, Sept. 22, 2018
 Had 50+ Attempts 56, Brett Ryplen, vs. No. 17 Boise State, Sept. 15, 2018
 Had 60+ Attempts 71, Davis Webb at Texas Tech, Nov. 2, 2013
 Had 70+ Attempts 71, Davis Webb at Texas Tech, Nov. 2, 2013
 50+ Yard Pass 60, Brock Purdy to Tarique Milton, vs. Iowa State, Oct. 6, 2018
 80+ Yard Pass 84, Baker Mayfield to Marquise Brown, vs. Oklahoma, Nov. 4, 2017 (TD)
 90+ Yard Pass 90, Sam Ehlinger to John Burt, at Texas, Oct. 21, 2017 (First Down)
 Had 4+ TD Passes 4, Brock Purdy, vs. Iowa State, Oct. 6, 2018
 Had 5+ TD Passes 5, Baker Mayfield, vs. Oklahoma, Nov. 4, 2017
 Had 6+ TD Passes 6, Graham Harrell vs. Texas Tech, Nov. 8, 2008

OPPONENT INDIVIDUAL RECEIVING

Caught 10+ Passes 10, Steven Sims Jr, at Kansas, Sept. 29, 2018
 Caught 15+ Passes 15, Jace Amaro at Texas Tech, Nov. 2, 2013
 100+ Yards Receiving 166, Byron Pringle, vs. Kansas State, Nov. 18, 2017
 Two With 100+ Yards Receiving 265, Marquise Brown - and - 102, Mark Andrews, vs. Oklahoma, Nov. 4, 2017
 Three With 100+ Yards Receiving 162, Jalen Saunders, 146, Justin Brown - and - 103, Kenny Stills at Oklahoma, Nov. 24, 2012
 200+ Yards Receiving 210, KD Cannon vs. Baylor, Nov. 21, 2015
 Two Players with 200+ Yards Receiving 237, Michael Crabtree - and - 233, Danny Amendola, Texas Tech, Sept. 22, 2007
 Had 3+ TD Catches 3, Byron Pringle, vs. Kansas State, Nov. 18, 2017
 Had 4+ TD Catches 4, Marcus Harris at Wyoming, Sept. 23, 1995
 100+ Yards Receiving by a Running Back 103, Phillip Lindsay vs. Colorado, Dec. 29, 2016

OPPONENT INDIVIDUAL DEFENSE

Had 15+ Tackles 18, David Long Jr. at West Virginia, Oct. 28, 2017
 Had 2+ Interceptions 2, Jordan Thomas vs. Oklahoma, Nov. 28, 2015
 Had 3+ Interceptions 3, Allen Chapman at Kansas State, Nov. 3, 2012
 Interception Return for a Touchdown 39, Kenny Robinson, at West Virginia, Oct. 28, 2017
 Fumble Return for a Touchdown Jason Pinnock at Pittsburgh, Sept. 16, 2017
 Had 4+ Tackles for Loss 7, David Long Jr., at West Virginia, Oct. 28, 2017
 Had 5+ Tackles for Loss 7, David Long Jr. at West Virginia, Oct. 28, 2017
 Had 3+ Sacks 3, Tim Crowder, Texas, Nov. 6, 2004
 Had 4+ Sacks 4, Antwaun Bynum vs. Missouri, Oct. 6, 2001
 Blocked a Punt Osman Kamara at West Virginia, Oct. 28, 2017
 Blocked a FG Travis Britz vs. Kansas State, Oct. 5, 2013
 Blocked a PAT attempt Poona Ford vs. Texas, Oct. 1, 2016
 Recorded a safety Kyle Rose at West Virginia, Oct. 10, 2015

OPPONENT INDIVIDUAL MISCELLANEOUS

KR for a Touchdown 89, Byron Pringle, vs. Kansas State, Nov. 18, 2017
 PR for a Touchdown 64, Jalen Saunders vs. Oklahoma, Dec. 7, 2013
 Punt Blocked for a Touchdown 21, Daniel Gonzalez, Kansas St., Oct. 7, 2006
 Returned a blocked FG for a Touchdown 65, Kip Daily, Kansas St., Oct. 5, 2013
 Returned a PAT for a score Frank Alexander, vs. Oklahoma, Nov. 29, 2008
 Scored 4+ TD in a game 4, Byron Pringle (3 REC, 1 KR) vs. Kansas State, Nov. 18, 2017
 Passed for 200 Yards & Rushed for 100 Yards Taylor Martinez, 323 passing/112 rushing vs. Nebraska, Oct. 23, 2010
 Punted the Ball 70+ Yards 74, Michael Such vs. Tulsa, Sept. 18, 2010
 Punted the Ball 80+ Yards 81, Brian Lewis vs. Oklahoma, Nov. 9, 1996
 Kicked a 50-Yard FG 51, Nick Rose vs. Texas, Nov. 16, 2014
 Made 4+ FG 4, Jimmy Stevens, Oklahoma, Nov. 27, 2010



BOX SCORES



GAME ONE

Aug. 30, 2018 | Stillwater, Okla.
Attendance: 50,103 | TV: FS1

MISSOURI STATE	17
OKLAHOMA STATE <small>RV/25</small>	58

Captains: Britton Abbott, Darrion Daniels, Justin Phillips, Landon Wolf

Score by Quarters	1	2	3	4	Score
Missouri State	0	7	10	0	17
Oklahoma State	17	14	14	13	58

Scoring Summary

1st 12:24	OSU	Hill, Justice 3 yd run (Ammendola, Matt kick)
		8-75 2:36, MSU 0 - OSU 7
05:25	OSU	Ammendola, Matt 20 yd field goal
		14-68 5:01, MSU 0 - OSU 10
02:28	OSU	McCleskey, Jalen 5 yd run (Ammendola, Matt kick)
		7-70 1:53, MSU 0 - OSU 17
2nd 14:56	OSU	Finefuiaki 3 yd pass from Cornelius (Ammendola kick)
		4-95 1:10, MSU 0 - OSU 24
06:37	OSU	Wallace 21 yd pass from Cornelius (Ammendola kick)
		10-80 3:04, MSU 0 - OSU 31
02:42	MSU	Murray 6 yd pass from Huslig (Lacina kick)
		9-75 3:55, MSU 7 - OSU 31
3rd 10:28	MSU	Parker Lacina 40 yd field goal
		10-33 4:32, MSU 10 - OSU 31
08:59	OSU	McCleskey 18 yd pass from Cornelius (Ammendola kick)
		4-58 1:29, MSU 10 - OSU 38
06:28	MSU	Woods 27 yd pass from Huslig (Parker Lacina kick)
		6-75 2:31, MSU 17 - OSU 38
02:14	OSU	Hubbard 54 yd pass from Cornelius (Ammendola kick)
		5-67 1:40, MSU 17 - OSU 45
4th 14:37	OSU	McCleskey 29 yd pass from Cornelius (Ammendola kick)
		5-54 0:57, MSU 17 - OSU 52
12:19	OSU	Brown, LD 77 yd run (Ammendola, Matt kick failed)
		3-80 1:19, MSU 17 - OSU 58

	MSU	OSU
FIRST DOWNS	13	33
RUSHES-YARDS (NET)	37-110	54-431
PASSING YDS (NET)	150	301
Passes Att-Comp-Int	28-11-0	38-26-1
TOTAL OFFENSE PLAYS-YARDS	65-260	92-732
Fumble Returns-Yards	0-0	0-0
Punt Returns-Yards	2-3	4-1
Kickoff Returns-Yards	0-0	1-42
Interception Returns-Yards	1-0	0-0
Punts (Number-Avg)	10-44.6	3-44.3
Fumbles-Lost	3-2	2-1
Penalties-Yards	7-69	7-55
Possession Time	30:24	29:36
Third-Down Conversions	5 of 16	11 of 18
Fourth-Down Conversions	0 of 0	2 of 3
Red-Zone Scores-Chances	1-2	5-6
Sacks By: Number-Yards	2-13	5-17

RUSHING: Missouri State-Peyton Huslig 18-109; Jason Randall 9-12; Jeremiah Wilson 5-10; Aaron Denson 3-minus 5; TEAM 2-minus 16. Oklahoma State-Hill, Justice 10-122; Brown, LD 9-110; King, J.D. 8-52; Wudtee, Keondre 5-47; Hubbard, Chuba 7-42; Cornelius, Taylor 4-27; Haymaker, Ryan 10-26; McCleskey, Jalen 1-5.

PASSING: Missouri State-Peyton Huslig 11-28-0-150. Oklahoma State-Cornelius, Taylor 25-35-1-300; Wudtee, Keondre 1-3-0-1.

RECEIVING: Missouri State-Jason Randall 4-52; Jordan Murray 3-30; Antwan Woods 1-27; Damorieia Vick 1-22; Tyler Currie 1-14; Lorenzo Thomas 1-5. Oklahoma State-McCleskey, Jalen 6-66; Wallace, Tylan 4-48; Stoner, Dillon 4-29; Hubbard, Chuba 3-65; Wolf, Landon 2-24; Johnson, Tyron 2-13; King, J.D. 1-25; Hill, Justice 1-22; Brown, LD 1-5; Finefuiaki, Stone 1-3; Wallace, Tracin 1-1.

INTERCEPTIONS: Missouri State-Zack Sanders 1-0. Oklahoma State-None.

FUMBLES: Missouri State-TEAM 2-1; Peyton Huslig 1-1. Oklahoma State-Wolf, Landon 1-0; Wallace, Tylan 1-1.



GAME TWO

Sep. 8, 2018 | Stillwater, Okla.
Attendance: 53,923 | TV: FSN

SOUTH ALABAMA	13
OKLAHOMA STATE <small>RV/23</small>	55

Captains: Jordan Brailford, Taylor Cornelius, Amen Ogbongbemiga, Shane Richards

Score by Quarters	1	2	3	4	Score
South Alabama	7	6	0	0	13
Oklahoma State	14	17	10	14	55

Scoring Summary

1st 08:38	OSU	Wallace 11 yd pass from Cornelius (Ammendola kick)
		2-71 0:23, USA 0 - OSU 7
04:05	OSU	Johnson, Tyron 1 yd run (Ammendola, Matt kick)
		8-37 2:09, USA 0 - OSU 14
00:50	USA	Baker, Kawaan 12 yd run (Patterson, Gavin kick)
		9-75 3:15, USA 7 - OSU 14
2nd 13:20	OSU	Ammendola, Matt 45 yd field goal
		10-57 2:30, USA 7 - OSU 17
06:11	OSU	Hill, Justice 3 yd run (Ammendola, Matt kick)
		11-68 3:55, USA 7 - OSU 24
02:57	USA	Baker, Kawaan 24 yd pass from Orth, Evan (kick failed)
		2-31 0:44, USA 13 - OSU 24
00:21	OSU	Hill, Justice 2 yd run (Ammendola, Matt kick)
		10-75 2:36, USA 13 - OSU 31
3rd 09:56	OSU	Harper 24 yd interception return (Ammendola kick)
		USA 13 - OSU 38
01:44	OSU	Ammendola, Matt 37 yd field goal
		6-46 2:16, USA 13 - OSU 41
4th 14:10	OSU	Hubbard, Chuba 22 yd run (Ammendola, Matt kick)
		5-60 1:29, USA 13 - OSU 48
04:39	OSU	King, J.D. 25 yd pass from Wudtee (Ammendola kick)
		7-42 7:59, USA 13 - OSU 55

	USA	OSU
FIRST DOWNS	15	32
RUSHES-YARDS (NET)	37-78	44-164
PASSING YDS (NET)	136	453
Passes Att-Comp-Int	34-17-1	42-26-2
TOTAL OFFENSE PLAYS-YARDS	71-214	86-617
Fumble Returns-Yards	1-3	0-0
Punt Returns-Yards	1-5	2-25
Kickoff Returns-Yards	5-103	3-52
Interception Returns-Yards	2-1	1-24
Punts (Number-Avg)	10-39.7	3-47.7
Fumbles-Lost	0-0	1-1
Penalties-Yards	12-85	9-112
Possession Time	29:11	33:45
Third-Down Conversions	3 of 17	3 of 14
Fourth-Down Conversions	0 of 2	4 of 6
Red-Zone Scores-Chances	1-1	6-7
Sacks By: Number-Yards	4-34	4-23

RUSHING: South Alabama-Baker, Kawaan 7-40; Moore, Deonta 5-27; Orth, Evan 6-9; Harris, Sam 1-5; Mayo, Maurice 6-5; Minter, Tra 8-1; Johnson, Cephus 1-minus 1; Gardner, David 1-minus 4; Garvin, Cole 2-minus 4. Oklahoma State-Hubbard, Chuba 6-46; Wudtee, Keondre 7-34; King, J.D. 9-32; Hill, Justice 9-32; Brown, LD 1-14; Haymaker, Ryan 5-11; Cornelius, Taylor 5-3; Johnson, Tyron 1-1; Hockett, Matt 1-minus 9.

PASSING: South Alabama-Orth, Evan 14-25-1-119; Garvin, Cole 3-6-0-17; Johnson, Cephus 0-3-0-0. Oklahoma State-Cornelius, Taylor 25-40-2-428; Wudtee, Keondre 1-2-0-25.

RECEIVING: South Alabama-Way, Jamarius 5-48; Baker, Kawaan 4-29; McCray, Jordan 3-19; Flenord, Davyn 2-17; Minter, Tra 2-16; Tolbert, Jalen 1-7. Oklahoma State-Wallace, Tylan 10-166; Johnson, Tyron 5-137; Stoner, Dillon 4-54; Wolf, Landon 2-17; McCleskey, Jalen 2-11; Woods, Jelani 1-32; King, J.D. 1-25; Hill, Justice 1-11.

INTERCEPTIONS: South Alabama-Barge, Bull 1-0; Moss, Tobias 1-minus 1. Oklahoma State-Harper, Devin 1-24.

FUMBLES: South Alabama-None. Oklahoma State-Hockett, Matt 1-1.



GAME THREE

Sep 15, 2017 | Stillwater, Okla.
Attendance: 54,974 | TV: ESPN

BOISE STATE <small>17/17</small>	21
OKLAHOMA STATE <small>24/19</small>	44

Captains: Za'Carrius Green, Jalen McCleskey, Kenneth Edison-McGruder, Cole Walterscheid

Score by Quarters	1	2	3	4	Score
Boise State	0	7	14	0	21
Oklahoma State	0	17	17	10	44

Scoring Summary

2nd 14:20	BSU	Hightower 31 yd pass from Rypien (Hoggarth, Haden kick)
		8-65 3:43, BSU 7 - OSU 0
12:08	OSU	Hill, Justice 8 yd run (Ammendola, Matt kick)
		6-75 2:12, BSU 7 - OSU 7
08:43	OSU	Cornelius, Taylor 1 yd run (Ammendola, Matt kick)
		3-7 1:16, BSU 7 - OSU 14
02:12	OSU	Ammendola, Matt 22 yd field goal
		11-63 4:07, BSU 7 - OSU 17
3rd 13:03	OSU	Ammendola, Matt 48 yd field goal
		8-68 2:38, BSU 14 - OSU 20
09:18	BSU	Richardson, AJ 34 yd pass from Rypien, Brett (Hoggarth, Haden kick)
		8-75 3:45, BSU 14 - OSU 20
06:40	OSU	Stoner 32 yd pass from Cornelius (Ammendola kick)
		8-68 2:38, BSU 14 - OSU 27
05:11	OSU	Green, Z.) 13 yd blocked punt return (Ammendola kick)
		BSU 14 - OSU 34
01:30	BSU	Blakley, Chase 5 yd pass from Rypien, Brett (Hoggarth, Haden kick)
		11-65 3:41, BSU 21 - OSU 34
4th 11:07	OSU	Ammendola, Matt 23 yd field goal
		14-69 5:23, BSU 21 - OSU 37
04:16	OSU	Cornelius, Taylor 6 yd run (Ammendola, Matt kick)
		5-72 2:37, BSU 21 - OSU 44

	BSU	OSU
FIRST DOWNS	23	19
RUSHES-YARDS (NET)	31-34	38-176
PASSING YDS (NET)	380	246
Passes Att-Comp-Int	56-39-0	27-16-0
TOTAL OFFENSE PLAYS-YARDS	87-414	65-422
Fumble Returns-Yards	0-0	0-0
Punt Returns-Yards	1-16	2-37
Kickoff Returns-Yards	3-58	1-32
Interception Returns-Yards	0-0	0-0
Punts (Number-Avg)	5-23.6	3-37.0
Fumbles-Lost	4-1	0-0
Penalties-Yards	5-40	4-25
Possession Time	34:34	25:26
Third-Down Conversions	11 of 22	7 of 13
Fourth-Down Conversions	3 of 4	0 of 0
Red-Zone Scores-Chances	1-3	5-5
Sacks By: Number-Yards	3-19	7-49

RUSHING: Boise State-Mattison, Alex 14-53; Hightower, J. 3-10; Shakir, Khalil 1-3; Mahone, Robert 1-0; Van Buren, A. 1-minus 2; Rypien, Brett 11-minus 30. Oklahoma State-Hill, Justice 15-123; Cornelius, Taylor 16-41; King, J.D. 5-16; Hubbard, Chuba 1-minus 2; TEAM 1-minus 2.

PASSING: Boise State-Rypien, Brett 39-56-0-380. Oklahoma State-Cornelius, Taylor 15-26-0-243; Stoner, Dillon 1-1-0-3.

RECEIVING: Boise State-Thomas, Ct 8-52; Richardson, Aj 6-70; Butler, Akilian 6-55; Blakley, Chase 6-30; Modster, Sean 4-56; Bates, John 4-49; Hightower, J. 3-44; Shakir, Khalil 1-19; Mattison, Alex 1-5. Oklahoma State-Wallace, Tylan 5-105; Stoner, Dillon 5-68; McCleskey, Jalen 3-26; Johnson, Tyron 1-35; King, J.D. 1-9; Cornelius, Taylor 1-3.

INTERCEPTIONS: Boise State-None. Oklahoma State-None.

FUMBLES: Boise State-Rypien, Brett 4-1. Oklahoma State-None.



BOX SCORES

	GAME FOUR Sept. 22, 2018 Stillwater, Okla. Attendance: 53,166 TV: FS1
	TEXAS TECH 41
OKLAHOMA STATE ^{15/15}	17

Captains: Matt Ammendola, Justin Phillips, Justice Hill, Dillon Stoner

Score by Quarters	1	2	3	4	Score
Texas Tech	7	17	10	7	41
Oklahoma State	10	7	0	0	17

Scoring Summary

1st 07:35	OSU	King 23 yd pass from Cornelius (Ammendola kick)
		8-99 1:47, TTU 0 - OSU 7
04:50	TTU	Vasher 12 yd pass from Bowman (Hatfield, C. kick)
		8-75 2:45, TTU 7 - OSU 7
02:00	OSU	Ammendola, Matt 39 yd field goal
		9-52 2:50, TTU 7 - OSU 10
2nd 14:56	TTU	Carter 2 yd pass from Bowman, Alan (Hatfield, C. kick)
		6-75 2:04, TTU 14 - OSU 10
10:40	OSU	Hill, Justice 13 yd run (Ammendola, Matt kick)
		5-53 0:47, TTU 14 - OSU 17
07:15	TTU	Thompson, S. 1 yd run (Hatfield, C. kick)
		8-75 3:25, TTU 21 - OSU 17
01:40	TTU	Hatfield, C. 31 yd field goal
		11-63 4:24, TTU 24 - OSU 17
3rd 08:57	TTU	Felton, Dem. 27 yd run (Hatfield, C. kick)
		7-62 1:54, TTU 31 - OSU 17
01:25	TTU	Hatfield, C. 32 yd field goal
		7-27 3:26, TTU 34 - OSU 17
4th 04:29	TTU	Felton, Dem. 17 yd run (Hatfield, C. kick)
		10-72 6:01, TTU 41 - OSU 17

	TTU	OSU
FIRST DOWNS	35	18
RUSHES-YARDS (NET)	46-224	24-128
PASSING YDS (NET)	397	258
Passes Att-Comp-Int	46-35-2	38-18-1
TOTAL OFFENSE PLAYS-YARDS	92-621	62-386
Fumble Returns-Yards	0-0	0-0
Punt Returns-Yards	1-2	1-2
Kickoff Returns-Yards	0-0	2-28
Interception Returns-Yards	1-0	2-15
Punts (Number-Avg)	2-41.0	5-49.6
Fumbles-Lost	0-0	3-1
Penalties-Yards	3-20	8-73
Possession Time	41:17	18:43
Third-Down Conversions	9 of 14	3 of 13
Fourth-Down Conversions	0 of 0	0 of 1
Red-Zone Scores-Chances	6-8	2-3
Sacks By: Number-Yards	2-16	3-27

RUSHING: Texas Tech-Felton, Dem. 12-121; Thompson, S. 15-66; Henry, Ta'Zawn 11-65; Carter, KeSean 1-4; Wesley, Antoine 1-minus 2; TEAM 2-minus 4; Bowman, Alan 4-minus 26. Oklahoma State-Hill, Justice 12-111; Hubbard, Chuba 4-13; King, J.D. 3-8; Cornelius, Taylor 4-0; TEAM 1-minus 4.

PASSING: Texas Tech-Bowman, Alan 35-46-2-397. Oklahoma State-Cornelius, Taylor 18-38-1-258.

RECEIVING: Texas Tech-High, Ja'Deion 8-79; Wesley, Antoine 7-98; Austin, Zach 7-69; Vasher, T.J. 3-62; Collins, Seth 3-59; Carter, KeSean 3-15; Felton, Dem. 2-6; Henry, Ta'Zawn 1-6; Bowman, De'Quan 1-3. Oklahoma State-Wallace, Tylan 7-123; McCleskey, Jalen 4-52; Johnson, Tyron 2-21; Hill, Justice 2-minus 2; King, J.D. 1-23; Stoner, Dillon 1-22; Woods, Jelani 1-19.

INTERCEPTIONS: Texas Tech-Frye, Adrian 1-0. Oklahoma State-Bernard, Jarrick 1-15; Green, A.J. 1-0.

FUMBLES: Texas Tech-None. Oklahoma State-TEAM 1-0; Wallace, Tylan 1-1; Cornelius, Taylor 1-0.

	GAME FIVE Sep. 29, 2018 Lawrence, Kan. Attendance: 18,364 TV: FSN
	OKLAHOMA STATE ^{RV/21} 48
KANSAS	28

Captains: Phillip Redwine-Bryant, A.J. Green, Marcus Keyes, Jarrell Owens

Score by Quarters	1	2	3	4	Score
Oklahoma State	14	10	10	14	48
Kansas	0	7	7	14	28

Scoring Summary

1st 10:21	OSU	Wallace 11 yd pass from Cornelius (Ammendola kick)
		9-75 4:39, OSU 7 - KU 0
03:07	OSU	Wolf 42 yd pass from Cornelius (Ammendola kick)
		7-65 3:42, OSU 14 - KU 0
2nd 14:54	KU	Lassiter, K. 20 yd pass from Stanley (Rui, Gabriel kick)
		7-65 3:13, OSU 14 - KU 7
13:34	OSU	Johnson 64 yd pass from Cornelius (Ammendola kick)
		4-92 1:11, OSU 21 - KU 7
07:05	OSU	Ammendola, Matt 33 yd field goal
		9-45 4:24, OSU 24 - KU 7
3rd 13:55	KU	Williams, Pooka 60 yd run (Rui, Gabriel kick)
		3-75 1:05, OSU 24 - KU 14
12:34	OSU	Hill, Justice 10 yd run (Ammendola, Matt kick)
		4-75 1:21, OSU 31 - KU 14
07:25	OSU	Ammendola, Matt 29 yd field goal
		8-67 3:03, OSU 34 - KU 14
4th 12:04	KU	Sims, Steven 31 yd pass from Stanley (Rui kick)
		10-80 4:52, OSU 34 - KU 21
06:22	OSU	Johnson 12 yd pass from Cornelius (Ammendola kick)
		5-37 1:57, OSU 41 - KU 21
04:19	KU	Booker, J. 22 yd pass from Stanley (Rui, Gabriel kick)
		7-67 1:55, OSU 41 - KU 28
02:38	OSU	Hubbard, Chuba 13 yd run (Ammendola, Matt kick)
		5-43 1:41, OSU 48 - KU 28

	OSU	KU
FIRST DOWNS	25	18
RUSHES-YARDS (NET)	46-256	32-121
PASSING YDS (NET)	312	247
Passes Att-Comp-Int	20-15-1	32-24-0
TOTAL OFFENSE PLAYS-YARDS	66-568	64-368
Fumble Returns-Yards	0-0	0-0
Punt Returns-Yards	2-29	0-0
Kickoff Returns-Yards	1-9	1-32
Interception Returns-Yards	0-0	1-21
Punts (Number-Avg)	4-46.2	6-41.0
Fumbles-Lost	0-0	1-1
Penalties-Yards	8-92	4-43
Possession Time	31:20	28:40
Third-Down Conversions	4 of 11	3 of 13
Fourth-Down Conversions	1 of 1	1 of 2
Red-Zone Scores-Chances	6-7	1-1
Sacks By: Number-Yards	5-27	0-0

RUSHING: Oklahoma State-Hill, Justice 31-189; Hubbard, Chuba 5-57; Cornelius, Taylor 5-18; King, J.D. 3-2; Team 2-minus 10. Kansas-Williams, Pooka 13-97; Sims, Steven 1-23; Williams, Dom 2-2; Herbert, Khalil 3-0; Stanley, Carter 13-minus 1.

PASSING: Oklahoma State-Cornelius, Taylor 15-20-1-312. Kansas-Stanley, Carter 24-32-0-247.

RECEIVING: Oklahoma State-Wolf, Landon 6-116; Wallace, Tylan 4-104; Johnson, Tyron 3-86; Woods, Jelani 1-5; Hill, Justice 1-0; Johnson, Braydon 0-1. Kansas-Sims, Steven 10-89; Williams, Pooka 6-60; Johnson, Kerr 4-34; Jeremiah Booker 1-22; Hampton, Quan 1-22; Kwame Lassiter 1-20; Takulve Williams 1-0.

INTERCEPTIONS: Oklahoma State-None. Kansas-Elmore Hempstead 1-21.

FUMBLES: Oklahoma State-None. Kansas-Takulve Williams 1-1.

	GAME SIX Oct. 6, 2017 Stillwater, Okla. Attendance: 52,995 TV: ESPN2
	IOWA STATE 48
OKLAHOMA STATE ^{25/21}	42

Captains: Bryce Balous, Sione Finefeuiaki, Enoch Smith Jr., Larry Williams

Score by Quarters	1	2	3	4	Score
Iowa State	9	21	10	8	48
Oklahoma State	7	14	7	14	42

Scoring Summary

1st 11:03	OSU	Woods 14 yd pass from Cornelius (Ammendola kick)
		5-70 2:24, ISU 0 - OSU 7
06:56	ISU	TEAM safety, ISU 2 - OSU 7
04:04	ISU	Butler 21 yd pass from Purdy (Assalley, C. kick)
		7-75 2:52, ISU 9 - OSU 7
2nd 12:37	ISU	Purdy, Brock 29 yd run (Assalley, C. kick)
		8-62 3:53, ISU 16 - OSU 7
09:06	OSU	Wolf 8 yd pass from Cornelius (Ammendola, Matt kick)
		9-68 3:31, ISU 16 - OSU 14
05:36	ISU	Crony, Sheldon 12 yd run (Assalley, C. kick)
		3-56 0:52, ISU 23 - OSU 14
02:21	OSU	Johnson 28 yd pass from Cornelius (Ammendola kick)
		9-75 3:15, ISU 23 - OSU 21
00:21	ISU	Eaton 26 yd pass from Purdy (Assalley, C. kick)
		6-75 2:00, ISU 30 - OSU 21
3rd 12:35	OSU	Cornelius, Taylor 1 yd run (Ammendola, Matt kick)
		7-65 2:25, ISU 30 - OSU 28
11:06	ISU	Jones, D. 23 yd pass from Purdy (Assalley, C. kick)
		4-75 1:29, ISU 37 - OSU 28
00:04	ISU	Assalley, C. 22 yd field goal
		7-14 3:21, ISU 40 - OSU 28
4th 10:25	OSU	Hill, Justice 5 yd run (Ammendola, Matt kick)
		6-23 1:56, ISU 40 - OSU 35
06:09	ISU	Milton 60 yd pass from Purdy (Crony pass from Purdy)
		2-61 0:47, ISU 48 - OSU 35
00:56	OSU	Wallace 42 yd pass from Cornelius (Ammendola kick)
		6-96 1:40, ISU 48 - OSU 42

	ISU	OSU
FIRST DOWNS	21	22
RUSHES-YARDS (NET)	38-140	43-126
PASSING YDS (NET)	325	289
Passes Att-Comp-Int	25-19-1	33-19-1
TOTAL OFFENSE PLAYS-YARDS	63-465	76-415
Fumble Returns-Yards	0-0	0-0
Punt Returns-Yards	4-12	1-1
Kickoff Returns-Yards	2-30	5-114
Interception Returns-Yards	1-0	1-0
Punts (Number-Avg)	6-41.0	6-45.2
Fumbles-Lost	1-1	3-1
Penalties-Yards	5-36	9-87
Possession Time	29:05	30:08
Third-Down Conversions	3 of 11	7 of 15
Fourth-Down Conversions	1 of 1	1 of 2
Red-Zone Scores-Chances	2-2	4-4
Sacks By: Number-Yards	7-45	4-16

RUSHING: Iowa State-Purdy, Brock 19-84; Nwangwu, Kene 10-49; Crony, Sheldon 4-20; Lang, Johnnie 3-6; TEAM 1-minus 9; Noland, Zeb 1-minus 10. Oklahoma State-Hill, Justice 24-66; Cornelius, Taylor 14-46; Hubbard, Chuba 2-22; Wolf, Landon 1-6; Sinor, Zach 1-minus 7; TEAM 1-minus 7.

PASSING: Iowa State-Purdy, Brock 18-23-1-318; Noland, Zeb 1-2-0-7. Oklahoma State-Cornelius, Taylor 19-33-1-289.


RECEIVING: Iowa State-Jones, D. 6-37; Milton, Tarique 4-98; Butler, Hakeem 2-61; Eaton, Matthew 2-43; Crony, Sheldon 2-6; Akers, Landon 1-55; Seonbuchner, S. 1-16; Lang, Johnnie 1-9. Oklahoma State-Wolf, Landon 6-63; Wallace, Tylan 5-82; Johnson, Tyron 4-79; Woods, Jelani 2-33; Stoner, Dillon 1-31; Hill, Justice 1-1.

INTERCEPTIONS: Iowa State-Lewis, Braxton 1-0. Oklahoma State-Williams, Rodarius 1-0.

FUMBLES: Iowa State-Ruth, DeMonte 1-1. Oklahoma State-Cornelius, Taylor 1-1; Sinor, Zach 1-0; TEAM 1-0.



BOX SCORES

	GAME SEVEN Oct. 13, 2017 Manhattan, Kan. Attendance: 50,435 TV: ESPNU
OKLAHOMA STATE	12
KANSAS STATE	31

Captains: Tyrell Alexander, Trey Carter, Teven Jenkins, Justin Phillips

Score by Quarters	1	2	3	4	OT	Score
Oklahoma State	3	3	0	6	0	12
Kansas State	0	3	14	14	0	31

Scoring Summary

- 1st 05:10 OSU Ammendola, Matt 48 yd field goal
10-36 4:31, OSU 3 - KS 0
- 2nd 13:32 KS Hicks, Andrew 31 yd field goal
13-50 6:32, OSU 3 - KS 3
- 07:23 OSU Ammendola, Matt 22 yd field goal
6-52 2:32, OSU 6 - KS 3
- 3rd 08:44 KS Barnes, Alex 9 yd run (Hicks, Andrew kick)
9-70 4:59, OSU 6 - KS 10
- 02:41 KS Barnes, Alex 1 yd run (Hicks, Andrew kick)
7-62 3:34, OSU 6 - KS 17
- 4th 14:23 OSU Cornelius, 1 yd run (Cornelius, Taylor pass failed)
10-75 3:18, OSU 12 - KS 17
- 09:41 KS Barnes, Alex 8 yd run (Hicks, Andrew kick)
9-75 4:42, OSU 12 - KS 24
- 02:35 KS Barnes, Alex 3 yd run (Hicks, Andrew kick)
11-75 5:32, OSU 12 - KS 31

	OSU	KSU
FIRST DOWNS	15	23
RUSHES-YARDS (NET)	28-127	55-291
PASSING YDS (NET)	184	130
Passes Att-Comp-Int	35-17-2	22-11-0
TOTAL OFFENSE PLAYS-YARDS	63-311	77-421
Fumble Returns-Yards	0-0	0-0
Punt Returns-Yards	2-14	2-5
Kickoff Returns-Yards	5-89	2-53
Interception Returns-Yards	0-0	2-30
Punts (Number-Avg)	5-33.8	3-43.0
Fumbles-Lost	0-0	0-0
Penalties-Yards	7-70	4-40
Possession Time	22:08	37:52
Third-Down Conversions	5 of 15	7 of 14
Fourth-Down Conversions	2 of 2	1 of 1
Red-Zone Scores-Chances	3-3	5-6
Sacks By: Number-Yards	2-17	2-19


RUSHING: Oklahoma State-Cornelius, Taylor 11-55; Hill, Justice 11-41; King, J.D. 5-25; Hubbard, Chuba 1-6. Kansas State-Barnes, Alex 34-181; Thompson, S. 12-80; Warmack, Dalvin 8-32; TEAM 1-minus 2.


PASSING: Oklahoma State-Cornelius, Taylor 17-35-2-184. Kansas State-Thompson, S. 11-22-0-130.

RECEIVING: Oklahoma State-Wallace, Tylan 5-90; Hubbard, Chuba 4-35; Johnson, Tyron 3-28; King, J.D. 2-10; Hill, Justice 2-10; Stoner, Dillon 1-11. Kansas State-Barnes, Alex 3-51; Zuber, Isaiah 3-33; Harris, Isaiah 3-16; Warmack, Dalvin 1-18; Gammon, Blaise 1-12.

INTERCEPTIONS: Oklahoma State-None. Kansas State-Shelley, Duke 2-30.

FUMBLES: Oklahoma State-None. Kansas State-None.

	GAME EIGHT Oct. 27, 2017 Stillwater, Okla. Attendance: TV: ABC
TEXAS ^{6/7}	
OKLAHOMA STATE	

	GAME NINE Nov. 3, 2017 Waco, Texas Attendance: TV: TBA
OKLAHOMA STATE	
BAYLOR	



SELECT PLAYERS GAME-BY-GAME STATS

49 MATT AMMENDOLA

KICKER | 5-9 | 195 | R-JUNIOR
LANSDALE, PA./NORTH PENN

Career Highs

Longest FG 53 twice, last at South Alabama 9/8/17
Most FG Made 3, four times, last vs. Boise State, 9/15/18

2018 Season Highs

Longest FG 48 vs. Boise State, 9/15/18
Most FG Made 3 vs. Boise State, 9/15/18

Ammendola's 2016 Game-by-Game Kicking Stats

Date	Opponent	PAT-A	FGM-FGA	Lg	Blk
Sept. 3	SE Louisiana	0-1	0-0	0	0
Sept. 10	Central Michigan	0-0	1-1	53	0
Sept. 17	Pittsburgh	0-0	0-0	0	0
Sept. 24	at Baylor	0-0	0-0	0	0
Oct. 1	Texas	0-0	0-0	0	0
Oct. 8	Iowa State	0-0	0-0	0	0
Oct. 22	at Kansas	0-0	0-0	0	0
Oct. 29	West Virginia	0-0	0-0	0	0
Nov. 5	at Kansas State	0-0	0-0	0	0
Nov. 12	Texas Tech	0-0	0-0	0	0
Nov. 19	at TCU	0-0	0-0	0	0
Dec. 3	at Oklahoma	0-0	0-0	0	0

Ammendola's 2017 Game-by-Game Kicking Stats

Date	Opponent	PAT-A	FGM-FGA	Lg	Blk
Aug. 31	Tulsa	8-8	1-2	24	0
Sept. 8	at South Alabama	5-5	3-4	53	0
Sept. 16	at Pittsburgh	8-8	1-1	25	0
Sept. 23	TCU	4-4	1-1	29	0
Sept. 30	at Texas Tech	5-5	2-4	27	0
Oct. 14	Baylor	8-8	1-1	40	0
Oct. 21	at Texas	1-1	2-3	34	0
Oct. 28	at West Virginia	5-6	1-2	35	0
Nov. 4	Oklahoma	7-7	1-1	29	0
Nov. 11	at Iowa State	6-6	2-2	41	0
Nov. 18	Kansas State	5-5	2-2	32	0
Nov. 25	Kansas	7-7	3-3	49	0
Dec. 28	vs. Virginia Tech	3-3	3-3	38	0

Ammendola's 2018 Game-by-Game Kicking Stats

Date	Opponent	PAT-A	FGM-FGA	Lg	Blk
Aug. 30	Missouri State	7-8	1-1	20	0
Sept. 8	South Alabama	7-7	2-2	45	0
Sept. 15	Boise State	5-5	3-3	48	0
Sept. 22	Texas Tech	2-2	1-2	39	0
Sept. 29	at Kansas	6-6	2-2	33	0
Oct. 6	Iowa State	6-6	0-0	0	0
Oct. 13	at Kansas State	0-0	2-2	48	0
Oct. 27	Texas				
Nov. 3	at Baylor				
Nov. 10	at Oklahoma				
Nov. 17	West Virginia				
Nov. 24	at TCU				

Ammendola's Career Kicking Stats

Year	FGM-FGA	Pct.	1-19	20-29	30-39	40-49	50+	Lg	Blk
2016	1-1	100.0	0-0	0-0	0-0	0-0	1-1	53	0
2017	23-29	79.3	1-2	8-9	9-10	5-7	1-1	53	0
2018	11-12	91.7	0-0	5-5	3-4	3-3	0-0	48	0
Career	35-42	83.3	1-2	13-14	12-14	8-10	2-2	53	0

6 DRU BROWN

QUARTERBACK | 5-11 | 200 | SENIOR
SAN MATEO, CALIF./LOS GATOS/
COLLEGE OF SAN MATEO/HAWAII

Career Highs

Completions 31 vs. Colorado State, 9/30/17 (at UH)
Attempts 47, twice, most recently at UNLV, 11/4/17 (at UH)
Yards 391 at Massachusetts, 8/29/17 (at UH)
Passing TD 5 vs. Massachusetts, 11/26/16 (at UH)
Long Pass 85 at Massachusetts, 8/29/17 (at UH)

Brown's 2016 Game-by-Game Passing Stats (at Hawai'i)

Date	Opponent	Cmp.	Att.	Int.	Yds.	TD	Long	Sack
Aug. 27	vs. Cal				DNP			
Sept. 3	at Michigan	5	10	1	63	0	25	0
Sept. 10	UT Martin	1	2	0	-2	0	0	1
Sept. 17	at Arizona	10	18	0	144	0	37	0
Oct. 1	Nevada	15	18	0	222	2	38	2
Oct. 8	at San Jose State	24	33	0	287	2	39	2
Oct. 15	UNLV	17	32	0	217	2	38	1
Oct. 22	at Air Force	21	37	2	312	3	41	2
Oct. 29	New Mexico	16	28	0	173	0	31	2
Nov. 5	at San Diego State	22	35	3	135	0	13	2
Nov. 12	Boise State	16	31	0	125	1	21	0
Nov. 19	at Fresno State	20	31	1	227	0	53	2
Nov. 26	Massachusetts	22	30	0	311	5	56	3
Dec. 24	MTSU	20	30	0	274	4	44	1

Brown's 2016 Game-by-Game Rushing Stats (at Hawai'i)

Date	Opponent	No.	Gain	Loss	Net	TD	Long	Avg.
Aug. 27	vs. Cal				DNP			
Sept. 3	at Michigan	5	49	0	49	0	17	9.8
Sept. 10	UT Martin	1	0	5	-5	0	0	-5
Sept. 17	at Arizona	5	33	0	33	1	12	6.6
Oct. 1	Nevada	7	44	13	31	0	17	4.43
Oct. 8	at San Jose State	6	92	38	54	1	62	9
Oct. 15	UNLV	8	51	19	32	0	21	4
Oct. 22	at Air Force	7	17	17	0	0	8	0
Oct. 29	New Mexico	8	21	10	11	1	6	1.38
Nov. 5	at San Diego State	6	10	19	-9	0	5	-1.5
Nov. 12	Boise State	11	71	10	61	0	30	5.55
Nov. 19	at Fresno State	5	1	19	-18	0	1	-3.6
Nov. 26	UMass	10	66	22	44	0	27	4.4
Dec. 24	MTSU	9	27	4	23	1	12	2.56

Brown's 2017 Game-by-Game Passing Stats (at Hawai'i)

Date	Opponent	Cmp.	Att.	Int.	Yds.	TD	Long	Sack
Aug. 26	at Massachusetts	25	38	1	391	3	85	4
Sept. 2	Western Carolina	11	21	2	154	2	50	2
Sept. 9	at UCLA	23	38	1	227	2	37	1
Sept. 23	at Wyoming	29	40	2	280	1	50	2
Sept. 30	Colorado State	31	47	0	362	2	38	1
Oct. 7	at Nevada	18	27	1	229	2	42	4
Oct. 14	San Jose State	12	23	0	173	1	56	0
Oct. 28	San Diego State	19	33	0	160	0	47	3
Nov. 4	at UNLV	24	47	0	269	1	38	2
Nov. 11	Fresno State	18	31	1	154	2	18	5
Nov. 18	at Utah State	16	29	0	128	0	19	4
Nov. 25	Brigham Young	28	38	0	258	2	44	2

Brown's 2017 Game-by-Game Rushing Stats (at Hawai'i)

Date	Opponent	No.	Gain	Loss	Net	TD	Long	Avg.
Aug. 26	at Massachusetts	8	48	29	19	1	29	2.4
Sept. 2	Western Carolina	3	3	16	-13	0	3	-4.3
Sept. 9	at UCLA	3	13	10	3	0	9	1
Sept. 23	at Wyoming	3	6	4	2	0	6	0.7
Sept. 30	Colorado State	2	6	2	4	0	6	2
Oct. 7	at Nevada	6	13	34	-21	0	13	-3.5
Oct. 14	San Jose State	5	45	0	45	0	17	9
Oct. 28	San Diego State	6	8	13	-5	1	4	-0.8
Nov. 4	at UNLV	5	20	10	10	0	19	2
Nov. 11	Fresno State	10	29	29	0	0	14	0
Nov. 18	at Utah State	5	6	33	-27	0	6	-5.4
Nov. 25	Brigham Young	2	0	10	-10	0	0	-5

Brown's 2018 Game-by-Game Passing Stats

Date	Opponent	Cmp.	Att.	Int.	Yds.	TD	Long	Sack
Aug. 30	Missouri State				DNP			
Sept. 8	South Alabama				DNP			
Sept. 15	Boise State				DNP			
Sept. 22	Texas Tech				DNP			
Sept. 29	at Kansas				DNP			
Oct. 6	Iowa State				DNP			
Oct. 13	at Kansas State				DNP			
Oct. 27	Texas				DNP			
Nov. 3	at Baylor				DNP			
Nov. 10	at Oklahoma				DNP			
Nov. 17	West Virginia				DNP			
Nov. 24	at TCU				DNP			

Brown's 2018 Game-by-Game Rushing Stats

Date	Opponent	No.	Gain	Loss	Net	TD	Long	Avg.
Aug. 30	Missouri State				DNP			
Sept. 8	South Alabama				DNP			
Sept. 15	Boise State				DNP			
Sept. 22	Texas Tech				DNP			
Sept. 29	at Kansas				DNP			
Oct. 6	Iowa State				DNP			
Oct. 13	at Kansas State				DNP			
Oct. 27	Texas				DNP			
Nov. 3	at Baylor				DNP			
Nov. 10	at Oklahoma				DNP			
Nov. 17	West Virginia				DNP			
Nov. 24	at TCU				DNP			

Brown's Career Passing Stats

Year	G	Effic	Cmp-Att-Int	Pct	Yds	TD	Lng	Avg/G
2015			JUCO					
2016(UH)13	139.31	209-335-7	62.4	2,488	19	56	191.38	
2017(UH)12	128.97	254-412-8	61.7	2,785	18	85	232.08	
Career 25	133.61	463-747-15	62.0	5,273	37	85	210.92	

Brown's Career Rushing Stats

Year	G	Att.	Gain	Loss	Net	Avg.	TD	Long	Avg/G
2015			JUCO						
2016(UH)13	88	482	176	306	3.48	4	62	23.5	
2017(UH)12	58	197	190	7	0.12	2	29	0.6	
Career 25	146	679	366	313	2.14	6	62	12.5	



SELECT PLAYERS GAME-BY-GAME STATS

7 LD BROWN

RUNNING BACK | 5-9 | 193 | R-SOPHOMORE
DALLAS, TEXAS/DESOTO

Career Highs

Rushes	10 at South Alabama, 9/8/17
Rushing Yards	110 vs. Missouri State, 8/30/18
Long Rush	77 vs. Missouri State, 8/30/18

2018 Season Highs

Rushes	9 vs. Missouri State, 8/30/18
Rushing Yards	110 vs. Missouri State, 8/30/18
Long Rush	77 vs. Missouri State, 8/30/18

Brown's 2017 Game-by-Game Rushing Stats

Date	Opponent	No.	Gain	Loss	Net	TD	Long	Avg.
Aug. 31	Tulsa	5	95	3	92	1	73	18.4
Sept. 8	at South Alabama	10	38	0	38	0	13	3.8
Sept. 16	at Pittsburgh	4	12	4	8	0	6	2.0
Sept. 23	TCU				DNP			
Sept. 30	at Texas Tech				DNP			
Oct. 14	Baylor	2	19	0	19	0	12	9.5
Oct. 21	at Texas	0	0	0	0	0	0	0
Oct. 28	at West Virginia	4	11	5	6	0	5	1.5
Nov. 4	Oklahoma	0	0	0	0	0	0	0
Nov. 11	at Iowa State	0	0	0	0	0	0	0
ov. 18	Kansas State	0	0	0	0	0	0	0
Nov. 25	Kansas	8	49	1	48	2	29	6.0
Dec. 28	vs. Virginia Tech	1	12	0	12	0	12	12.0

Brown's 2017 Game-by-Game Receiving Stats

Date	Opponent	No.	Yds.	TD	Long
Aug. 31	Tulsa	0	0	0	0
Sept. 8	at South Alabama	0	0	0	0
Sept. 16	at Pittsburgh	0	0	0	0
Sept. 23	TCU				
Sept. 30	at Texas Tech				
Oct. 14	Baylor	0	0	0	0
Oct. 21	at Texas	0	0	0	0
Oct. 28	at West Virginia	0	0	0	0
Nov. 4	Oklahoma	0	0	0	0
Nov. 11	at Iowa State	0	0	0	0
Nov. 18	Kansas State	0	0	0	0
Nov. 25	Kansas	1	-2	0	-2
Dec. 28	vs. Virginia Tech	0	0	0	0

Brown's 2018 Game-by-Game Rushing Stats

Date	Opponent	No.	Gain	Loss	Net	TD	Long	Avg.
Aug. 30	Missouri State	9	110	0	110	1	77	12.2
Sept. 8	South Alabama	1	14	0	14	0	14	14.0
Sept. 15	Boise State				DNP			
Sept. 22	Texas Tech				DNP			
Sept. 29	at Kansas				DNP			
Oct. 6	Iowa State	0	0	0	0	0	0	0.0
Oct. 13	at Kansas State	0	0	0	0	0	0	0.0
Oct. 27	Texas							
Nov. 3	at Baylor							
Nov. 10	at Oklahoma							
Nov. 17	West Virginia							
Nov. 24	at TCU							

Brown's 2018 Game-by-Game Receiving Stats

Date	Opponent	No.	Yds.	TD	Long
Aug. 30	Missouri State	0	0	0	0
Sept. 8	South Alabama	0	0	0	0
Sept. 15	Boise State				
Sept. 22	Texas Tech				
Sept. 29	at Kansas				
Oct. 6	Iowa State	0	0	0	0
Oct. 13	at Kansas State	0	0	0	0
Oct. 27	Texas				
Nov. 3	at Baylor				
Nov. 10	at Oklahoma				
Nov. 17	West Virginia				
Nov. 24	at TCU				

Brown's Career Rushing Stats

Year	G	Att.	Gain	Loss	Net	Avg.	TD	Long	Avg./G
2017	11	34	236	13	223	6.6	3	73	20.3
2018	4	10	124	0	124	12.4	1	77	31.0
Career	15	44	360	13	347	7.9	4	77	23.1

14 TAYLOR CORNELIUS

QUARTERBACK | 6-6 | 225 | R-SENIOR
BUSHLAND, TEXAS/BUSHLAND

Career Highs

Completions	25, twice, vs. South Alabama, 9/8/18
Attempts	40 vs. South Alabama, 9/8/18
Yards	428 vs. South Alabama, 9/8/18
Passing TD	5 vs. Missouri State, 8/30/18
Long Pass	64 at Kansas, 9/29/18

2018 Season Highs

Completions	25, twice, last vs. South Alabama, 9/8/18
Attempts	40 vs. South Alabama, 9/8/18
Yards	428 vs. South Alabama, 9/8/18
Passing TD	5 vs. Missouri State, 8/30/18
Long Pass	64 at Kansas, 9/29/18

Cornelius' 2015 Game-by-Game Passing Stats

Date	Opponent	Cmp.	Att.	Int.	Yds.	TD	Long	Sack
Sept. 3	at Central Michigan				DNP			
Sept. 12	Central Arkansas				DNP			
Sept. 19	UTSA	0	0	0	0	0	0	1
Sept. 26	at Texas				DNP			
Oct. 3	Kansas State				DNP			
Oct. 10	at West Virginia				DNP			
Oct. 24	Kansas	2	5	0	8	0	5	1
Oct. 31	at Texas Tech				DNP			
Nov. 7	TCU				DNP			
Nov. 14	at Iowa State				DNP			
Nov. 21	Baylor				DNP			
Nov. 28	Oklahoma				DNP			
Jan. 1	vs. Ole Miss				DNP			

Cornelius' 2016 Game-by-Game Passing Stats

Date	Opponent	Cmp.	Att.	Int.	Yds.	TD	Long	Sack
Sept. 3	SE Louisiana	6	8	0	54	0	17	1
Sept. 10	Central Michigan				DNP			
Sept. 17	Pittsburgh				DNP			
Sept. 24	at Baylor				DNP			
Oct. 1	Texas				DNP			
Oct. 8	Iowa State				DNP			
Oct. 22	at Kansas	1	1	0	10	0	10	0
Oct. 29	West Virginia				DNP			
Nov. 5	at Kansas State				DNP			
Nov. 12	Texas Tech				DNP			
Nov. 19	at TCU				DNP			
Dec. 3	at Oklahoma				DNP			
Dec. 29	vs. Colorado				DNP			

Cornelius' 2017 Game-by-Game Passing Stats

Date	Opponent	Cmp.	Att.	Int.	Yds.	TD	Long	Sack
Aug. 31	Tulsa	1	2	0	5	0	5	1
Sept. 8	at South Alabama				DNP			
Sept. 16	at Pittsburgh	3	5	0	75	0	39	0
Sept. 23	TCU				DNP			
Sept. 30	at Texas Tech				DNP			
Oct. 14	Baylor	1	2	0	12	0	12	0
Oct. 21	at Texas				DNP			
Oct. 28	at West Virginia				DNP			
Nov. 4	Oklahoma				DNP			
Nov. 11	at Iowa State				DNP			
Nov. 18	Kansas State				DNP			
Nov. 25	Kansas	1	1	0	56	0	56	0
Dec. 28	vs. Virginia Tech				DNP			

Cornelius' 2017 Game-by-Game Rushing Stats

Date	Opponent	No.	Gain	Loss	Net	TD	Long	Avg.
Aug. 31	Tulsa	1	0	8	-8	0	0	-8.0
Sept. 8	at South Alabama				DNP			
Sept. 16	at Pittsburgh	0	0	0	0	0	0	0.0
Sept. 23	TCU				DNP			
Sept. 30	at Texas Tech				DNP			
Oct. 14	Baylor	3	66	0	66	1	40	22.0
Oct. 21	at Texas				DNP			
Oct. 28	at West Virginia				DNP			
Nov. 4	Oklahoma				DNP			
Nov. 11	at Iowa State				DNP			
Nov. 18	Kansas State				DNP			
Nov. 25	Kansas	3	20	3	17	0	19	5.7
Dec. 28	vs. Virginia Tech				DNP			

Cornelius' 2018 Game-by-Game Passing Stats

Date	Opponent	Cmp.	Att.	Int.	Yds.	TD	Long	Sack
Aug. 30	Missouri State	25	35	1	300	5	54	1
Sept. 8	South Alabama	25	40	2	428	1	60	3
Sept. 15	Boise State	15	26	0	249	1	43	3
Sept. 22	Texas Tech	18	38	1	258	1	31	2
Sept. 29	at Kansas	15	20	1	312	4	64	0
Oct. 6	Iowa State	19	33	1	289	4	42	7
Oct. 13	at Kansas State	17	35	2	184	0	45	2
Oct. 27	Texas							
Nov. 3	at Baylor							
Nov. 10	at Oklahoma							
Nov. 17	West Virginia							
Nov. 24	at TCU							

Cornelius' 2018 Game-by-Game Rushing Stats

Date	Opponent	No.	Gain	Loss	Net	TD	Long	Avg.
Aug. 30	Missouri State	4	34	7	27	0	32	6.8
Sept. 8	South Alabama	5	35	32	3	0	34	0.6
Sept. 15	Boise State	16	65	24	41	2	12	2.6
Sept. 22	Texas Tech	4	20	20	0	0	14	0.0
Sept. 29	at Kansas	5	18	0	18	0	10	3.6
Oct. 6	Iowa State	14	92	46	46	1	48	3.3
Oct. 13	at Kansas State	11	76	21	55	1	26	5.0
Oct. 27	Texas							
Nov. 3	at Baylor							
Nov. 10	at Oklahoma							
Nov. 17	West Virginia							
Nov. 24	at TCU							

Cornelius' Career Passing Stats

Year	G	Effic	Cmp-Att-Int	Pct	Yds	TD	Lng	Avg./G
2015	2	53.44	2-5-0	40.0	8	0	5	4.0
2016	2	137.51	7-9-0	77.8	64	0	17	32.0
2017	5	184.32	6-10-0	60.0	148	0	56	37.0
2018	7	149.77	134-227-8	59.0	2014	16	64	287.7
Career	16	148.79	149-251-8	59.4	2234	16	64	139.6

Cornelius' Career Rushing Stats

Year	G	Att.	Gain	Loss	Net	Avg.	TD	Long	Avg./G
2015	2	4	21	16	5	1.3	0	12	2.5
2016	2	6	32	4	28	4.7	1	15	14.0
2017	5	7	86	11	75	10.7	1	40	15.0
2018	7	59	340	150	190	3.2	4	48	27.1
Career	16	76	479	181	298	3.9	6	48	18.6



SELECT PLAYERS GAME-BY-GAME STATS

42 SIONE FINEFEUIAKI

COWBOY BACK | 6-0 | 252 | SENIOR
SANTA CLARA, CALIF./COLLEGE OF SAN MATEO

Career Highs

Receptions	1, four times, last vs. Missouri State, 8/30/18
Receiving Yards	17 at West Virginia, 10/28/17
Long Reception	17 at West Virginia, 10/28/17

2018 Season Highs

Receptions	1 vs. Missouri State, 8/30/18
Receiving Yards	3 vs. Missouri State, 8/30/18
Long Reception	3 vs. Missouri State, 8/30/18

Finefeuiaki's 2017 Game-by-Game Receiving Stats

Date	Opponent	No.	Yds.	TD	Long
Aug. 31	Tulsa	1	5	0	5
Sept. 8	at South Alabama	0	0	0	0
Sept. 16	at Pittsburgh	0	0	0	0
Sept. 23	TCU	0	0	0	0
Sept. 30	at Texas Tech	0	0	0	0
Oct. 14	Baylor	0	0	0	0
Oct. 21	at Texas	0	0	0	0
Oct. 28	at West Virginia	1	17	0	17
Nov. 4	Oklahoma	0	0	0	0
Nov. 11	at Iowa State	0	0	0	0
Nov. 18	Kansas State	0	0	0	0
Nov. 25	Kansas	1	5	0	5
Dec. 28	vs. Virginia Tech	0	0	0	0

Finefeuiaki's 2018 Game-by-Game Receiving Stats

Date	Opponent	No.	Yds.	TD	Long
Aug. 30	Missouri State	1	3	1	3
Sept. 8	South Alabama	0	0	0	0
Sept. 15	Boise State	0	0	0	0
Sept. 22	Texas Tech	0	0	0	0
Sept. 29	at Kansas	0	0	0	0
Oct. 6	Iowa State	0	0	0	0
Oct. 13	at Kansas State	0	0	0	0
Oct. 27	Texas	0	0	0	0
Nov. 3	at Baylor	0	0	0	0
Nov. 10	at Oklahoma	0	0	0	0
Nov. 17	West Virginia	0	0	0	0
Nov. 24	at TCU	0	0	0	0

Finefeuiaki's Career Receiving Stats

Year	G	Rec.	Yds.	Avg.	TD	Long	Avg./G
2017	13	3	27	9.0	0	17	2.1
2018	7	1	3	3.0	1	3	0.4
Career	20	4	30	7.5	0	17	1.5

5 JUSTICE HILL

RUNNING BACK | 5-10 | 185 | JUNIOR
TULSA, OKLA./BOOKER T. WASHINGTON

Career Highs

Rushes	33 at Texas, 10/21/17
Rushing Yards	228 vs. Oklahoma, 11/4/17
Long Rush	92 vs. Missouri State, 8/30/18

2018 Season Highs

Rushes	31 at Kansas, 9/29/18
Rushing Yards	189 at Kansas, 9/29/18
Long Rush	92 vs. Missouri State, 8/30/18

Hill's 2016 Game-by-Game Rushing Stats

Date	Opponent	No.	Gain	Loss	Net	TD	Long	Avg.
Sept. 3	SE Louisiana	7	33	3	30	0	8	4.3
Sept. 10	Central Michigan	5	31	0	31	0	17	6.2
Sept. 17	Pittsburgh	12	38	10	28	0	18	2.3
Sept. 24	at Baylor	20	128	6	122	1	38	6.1
Oct. 1	Texas	25	143	8	135	1	30	5.4
Oct. 8	Iowa State	18	63	6	57	1	11	3.2
Oct. 22	at Kansas	22	162	0	162	1	32	7.4
Oct. 29	West Virginia	19	56	2	54	0	8	2.8
Nov. 5	at Kansas State	9	44	0	44	0	9	4.9
Nov. 12	Texas Tech	18	127	1	126	1	31	7.0
Nov. 19	at TCU	16	155	1	154	0	32	9.6
Dec. 3	at Oklahoma	16	100	1	99	0	32	6.2
Dec. 29	vs. Colorado	19	107	7	100	1	37	5.3

Hill's 2016 Game-by-Game Receiving Stats

Date	Opponent	No.	Yds.	TD	Long
Sept. 3	SE Louisiana	1	6	0	6
Sept. 10	Central Michigan	0	0	0	0
Sept. 17	Pittsburgh	0	0	0	0
Sept. 24	at Baylor	0	0	0	0
Oct. 1	Texas	0	0	0	0
Oct. 8	Iowa State	2	16	0	11
Oct. 22	at Kansas	1	22	0	22
Oct. 29	West Virginia	0	0	0	0
Nov. 5	at Kansas State	0	0	0	0
Nov. 12	Texas Tech	0	0	0	0
Nov. 19	at TCU	1	2	0	2
Dec. 3	at Oklahoma	0	0	0	0
Dec. 29	vs. Colorado	0	0	0	0

Hill's 2017 Game-by-Game Rushing Stats

Date	Opponent	No.	Gain	Loss	Net	TD	Long	Avg.
Aug. 31	Tulsa	15	140	8	132	1	32	8.8
Sept. 8	at South Alabama	11	27	0	27	0	7	2.5
Sept. 16	at Pittsburgh	11	91	0	91	2	20	8.3
Sept. 23	TCU	25	109	7	102	1	17	4.1
Sept. 30	at Texas Tech	30	165	1	164	0	24	5.5
Oct. 14	Baylor	14	119	2	117	1	79	8.4
Oct. 21	at Texas	33	127	10	117	0	15	3.5
Oct. 28	at West Virginia	12	91	5	86	2	39	7.2
Nov. 4	Oklahoma	30	231	3	228	2	34	7.6
Nov. 11	at Iowa State	25	149	15	134	3	52	5.4
Nov. 18	Kansas State	23	93	2	91	1	32	4.0
Nov. 25	Kansas	16	62	4	58	1	17	3.6
Dec. 28	vs. Virginia Tech	23	133	13	129	1	31	5.2

Hill's 2017 Game-by-Game Receiving Stats

Date	Opponent	No.	Yds.	TD	Long
Aug. 31	Tulsa	3	10	0	8
Sept. 8	at South Alabama	4	46	0	14
Sept. 16	at Pittsburgh	2	2	0	3
Sept. 23	TCU	3	27	0	13
Sept. 30	at Texas Tech	2	7	1	5
Oct. 14	Baylor	1	7	0	7
Oct. 21	at Texas	3	29	0	20
Oct. 28	at West Virginia	0	0	0	0
Nov. 4	Oklahoma	0	0	0	0
Nov. 11	at Iowa State	6	35	0	24
Nov. 18	Kansas State	4	21	0	11
Nov. 25	Kansas	2	7	0	9
Dec. 28	vs. Virginia Tech	1	-1	0	0

Hill's 2018 Game-by-Game Rushing Stats

Date	Opponent	No.	Gain	Loss	Net	TD	Long	Avg.
Aug. 30	Missouri State	10	125	3	122	1	92	12.2
Sept. 8	South Alabama	9	37	5	32	2	17	3.6
Sept. 15	Boise State	15	125	2	123	1	53	8.2
Sept. 22	Texas Tech	12	116	5	111	1	37	9.2
Sept. 29	at Kansas	31	193	4	189	1	21	6.1
Oct. 6	Iowa State	24	83	17	66	1	8	2.8
Oct. 13	at Kansas State	11	41	0	41	0	7	3.7
Oct. 27	Texas	0	0	0	0	0	0	0
Nov. 3	at Baylor	0	0	0	0	0	0	0
Nov. 10	at Oklahoma	0	0	0	0	0	0	0
Nov. 17	West Virginia	0	0	0	0	0	0	0
Nov. 24	at TCU	0	0	0	0	0	0	0

Hill's 2018 Game-by-Game Receiving Stats

Date	Opponent	No.	Yds.	TD	Long
Aug. 30	Missouri State	1	22	0	22
Sept. 8	South Alabama	1	11	0	11
Sept. 15	Boise State	0	0	0	0
Sept. 22	Texas Tech	2	-2	0	0
Sept. 29	at Kansas	1	0	0	0
Oct. 6	Iowa State	1	1	0	1
Oct. 13	at Kansas State	2	10	0	11
Oct. 27	Texas	0	0	0	0
Nov. 3	at Baylor	0	0	0	0
Nov. 10	at Oklahoma	0	0	0	0
Nov. 17	West Virginia	0	0	0	0
Nov. 24	at TCU	0	0	0	0

Hill's Career Rushing Stats

Year	G	Att.	Gain	Loss	Net	Avg.	TD	Long	Avg./G
2016	13	206	1187	45	1142	5.5	6	38	87.8
2017	13	268	1537	70	1467	5.5	15	79	112.8
2018	7	112	717	33	684	6.1	7	92	97.7
Career	33	586	3441	148	3293	5.6	28	92	99.8

Hill's Career Receiving Stats

Year	G	Rec.	Yds.	Avg.	TD	Long	Avg./G
2016	13	5	46	9.2	0	22	3.5
2017	13	31	190	6.1	1	24	14.6
2018	7	8	42	5.2	0	22	6.0
Career	33	44	278	6.3	1	24	8.4



SELECT PLAYERS GAME-BY-GAME STATS

30 CHUBA HUBBARD

RUNNING BACK | 6-1 | 190 | R-FRESHMAN
SHERWOOD PARK, ALBERTA/BEV FACEY

Career/2018 Season Highs

Rushes	7	vs. Missouri State, 8/30/18
Rushing Yards	57	at Kansas, 9/29/18
Long Rush	27	at Kansas, 9/29/18
Receptions	4	vs. Kansas State, 10/13/18
Receiving Yards	65	vs. Missouri State, 8/30/18
Long Reception	54	vs. Missouri State, 8/30/18

Hubbard's 2018 Game-by-Game Rushing Stats

Date	Opponent	No.	Gain	Loss	Net	TD	Long	Avg.
Aug. 30	Missouri State	7	42	0	42	0	19	6.0
Sept. 8	South Alabama	6	49	3	46	1	22	7.7
Sept. 15	Boise State	1	0	2	-2	0	-2	-2.0
Sept. 22	Texas Tech	4	14	1	13	0	7	3.2
Sept. 29	at Kansas	5	57	0	57	1	27	11.4
Oct. 6	Iowa State	2	22	0	22	0	12	11.0
Oct. 13	at Kansas State	1	6	0	6	0	6	6.0
Oct. 27	Texas							
Nov. 3	at Baylor							
Nov. 10	at Oklahoma							
Nov. 17	West Virginia							
Nov. 24	at TCU							

Hubbard's 2018 Game-by-Game Receiving Stats

Date	Opponent	No.	Yds.	TD	Long
Aug. 30	Missouri State	3	65	1	54
Sept. 8	South Alabama	0	0	0	0
Sept. 15	Boise State	0	0	0	0
Sept. 22	Texas Tech	0	0	0	0
Sept. 29	at Kansas	0	0	0	0
Oct. 6	Iowa State	0	0	0	0
Oct. 13	at Kansas State	4	35	0	14
Oct. 27	Texas				
Nov. 3	at Baylor				
Nov. 10	at Oklahoma				
Nov. 17	West Virginia				
Nov. 24	at TCU				

Hubbard's Career Rushing Stats

Year	G	Att.	Gain	Loss	Net	Avg.	TD	Long	Avg./G
2018	7	26	190	6	184	7.1	2	27	26.3
Career	7	26	190	6	184	7.1	2	27	26.3

Hubbard's Career Receiving Stats

Year	G	Rec.	Yds.	Avg.	TD	Long	Avg./G
2018	7	7	100	14.3	1	54	14.3
Career	7	7	100	14.3	1	54	14.3

13 TYRON JOHNSON

RECEIVER | 6-1 | 185 | R-JUNIOR
NEW ORLEANS, LA/WARREN EASTON/LSU

Career Highs

Receptions	5	twice, last vs. South Alabama, 9/8/18
Receiving Yards	137	vs. South Alabama, 9/8/18
Long Reception	64	at Kansas, 9/29/18

2018 Season Highs

Receptions	5	vs. South Alabama, 9/8/18
Receiving Yards	137	vs. South Alabama, 9/8/18
Long Reception	64	at Kansas, 9/29/18

Johnson's 2015 Game-by-Game Receiving Stats (at LSU)

Date	Opponent	No.	Yds.	TD	Long
Sept. 5	McNeese State		DNP		
Sept. 12	at Mississippi State		DNP		
Sept. 19	Auburn	1	0	0	0
Sept. 26	Syracuse	0	0	0	0
Oct. 3	Eastern Michigan	0	0	0	0
Oct. 10	South Carolina	2	6	0	6
Oct. 17	Florida	0	0	0	0
Oct. 24	Western Kentucky	1	61	1	61
Nov. 7	at Alabama	0	0	0	0
Nov. 14	Arkansas		DNP		
Nov. 21	at Ole Miss	5	83	1	39
Nov. 28	Texas A&M	0	0	0	0
Dec. 29	vs. Texas Tech		DNP		

Johnson's 2017 Game-by-Game Receiving Stats

Date	Opponent	No.	Yds.	TD	Long
Aug. 31	Tulsa	1	44	1	44
Sept. 8	at South Alabama	4	43	0	14
Sept. 16	at Pittsburgh		DNP		
Sept. 23	TCU	0	0	0	0
Sept. 30	at Texas Tech	1	12	0	12
Oct. 14	Baylor	3	39	0	17
Oct. 21	at Texas	2	11	0	7
Oct. 28	at West Virginia	1	1	0	1
Nov. 4	Oklahoma	4	118	2	60
Nov. 11	at Iowa State	0	0	0	0
Nov. 18	Kansas State	0	0	0	0
Nov. 25	Kansas	0	0	0	0
Dec. 28	vs. Virginia Tech	2	25	0	13

Johnson's 2018 Game-by-Game Receiving Stats

Date	Opponent	No.	Yds.	TD	Long
Aug. 30	Missouri State	2	13	0	9
Sept. 8	South Alabama	5	137	0	60
Sept. 15	Boise State	1	35	0	35
Sept. 22	Texas Tech	2	21	0	11
Sept. 29	at Kansas	3	86	2	64
Oct. 6	Iowa State	4	79	1	28
Oct. 13	at Kansas State	3	28	0	19
Oct. 27	Texas				
Nov. 3	at Baylor				
Nov. 10	at Oklahoma				
Nov. 17	West Virginia				
Nov. 24	at TCU				

Johnson's Career Receiving Stats

Year	G	Rec.	Yds.	Avg.	TD	Long	Avg./G
2015	9	9	150	16.7	2	61	16.7
2016				Redshirt			
2017	12	18	293	16.3	3	60	24.4
2018	7	20	399	19.9	3	64	57.0
Career	28	46	842	18.3	8	64	30.1

Johnson's Career Special Teams Stats

Year	GP	KR	Yds	Avg	TD	Long	PR	Yds	Avg	TD	Long
2015	9	0	0	0.0	0	0	0	0	0.0	0	0
2016											
2017	12	13	264	20.3	0	31	0	0	0.0	0	0
2018	7	0	0	0.0	0	0	0	0	0.0	0	0
Career	28	13	264	20.3	0	31	0	0	0.0	0	0

27 J.D. KING

RUNNING BACK | 5-11 | 205 | SOPHOMORE
FITZGERALD, GA./FITZGERALD

Career Highs

Rushes	36	at West Virginia, 10/28/17
Rushing Yards	142	at West Virginia, 10/28/17
Long Rush	71	vs. Tulsa, 8/31/17

2018 Season Highs

Rushes	9	vs. South Alabama, 9/8/18
Rushing Yards	52	vs. Missouri State, 8/30/18
Long Rush	21	vs. Missouri State, 8/30/18

King's 2017 Game-by-Game Rushing Stats

Date	Opponent	No.	Gain	Loss	Net	TD	Long	Avg.
Aug. 31	Tulsa	6	95	0	95	1	71	15.8
Sept. 8	at South Alabama	8	64	0	64	0	31	8.0
Sept. 16	at Pittsburgh	16	40	5	35	0	6	2.2
Sept. 23	TCU	1	7	0	7	0	7	7.0
Sept. 30	at Texas Tech	2	12	0	12	0	7	6.0
Oct. 14	Baylor	9	47	0	47	1	14	5.2
Oct. 21	at Texas	11	43	0	43	1	10	3.9
Oct. 28	at West Virginia	36	156	14	142	1	23	3.9
Nov. 4	Oklahoma	0	0	0	0	0	0	0
Nov. 11	at Iowa State	5	8	1	7	0	4	1.4
Nov. 18	Kansas State	3	14	0	14	0	6	4.7
Nov. 25	Kansas	0	0	0	0	0	0	0.0
Dec. 28	vs. Virginia Tech	2	3	0	3	0	2	1.5

King's 2017 Game-by-Game Receiving Stats

Date	Opponent	No.	Yds.	TD	Long
Aug. 31	Tulsa	0	0	0	0
Sept. 8	at South Alabama	0	0	0	0
Sept. 16	at Pittsburgh	0	0	0	0
Sept. 23	TCU	0	0	0	0
Sept. 30	at Texas Tech	0	0	0	0
Oct. 14	Baylor	0	0	0	0
Oct. 21	at Texas	0	0	0	0
Oct. 28	at West Virginia	5	29	1	8
Nov. 4	Oklahoma	1	7	0	7
Nov. 11	at Iowa State	1	7	0	7
Nov. 18	Kansas State	1	7	0	7
Nov. 25	Kansas	0	0	0	0
Dec. 28	vs. Virginia Tech	0	0	0	0

King's 2018 Game-by-Game Rushing Stats

Date	Opponent	No.	Gain	Loss	Net	TD	Long	Avg.
Aug. 30	Missouri State	8	55	3	52	0	21	6.5
Sept. 8	South Alabama	9	37	5	32	0	17	3.6
Sept. 15	Boise State	5	16	0	16	0	8	3.2
Sept. 22	Texas Tech	3	8	0	8	0	6	2.7
Sept. 29	at Kansas	3	4	2	2	0	4	0.7
Oct. 6	Iowa State	0	0	0	0	0	0	0.0
Oct. 13	at Kansas State	5	25	0	25	0	12	5.0
Oct. 27	Texas							
Nov. 3	at Baylor							
Nov. 10	at Oklahoma							
Nov. 17	West Virginia							
Nov. 24	at TCU							

King's 2018 Game-by-Game Receiving Stats

Date	Opponent	No.	Yds.	TD	Long
Aug. 30	Missouri State	1	25	0	25
Sept. 8	South Alabama	1	25	1	25
Sept. 15	Boise State	1	9	0	9
Sept. 22	Texas Tech	1	23	1	23
Sept. 29	at Kansas	0	0	0	0
Oct. 6	Iowa State	0	0	0	0
Oct. 13	at Kansas State	2	10	0	5
Oct. 27	Texas				
Nov. 3	at Baylor				
Nov. 10	at Oklahoma				
Nov. 17	West Virginia				
Nov. 24	at TCU				



SELECT PLAYERS GAME-BY-GAME STATS

King's Career Rushing Stats

Year	G	Att.	Gain	Loss	Net	Avg.	TD	Long	Avg./G
2017	13	99	489	20	469	4.7	4	71	36.1
2018	7	33	145	10	135	4.1	0	21	19.3
Career	20	132	634	30	604	4.6	4	71	30.2

King's Career Receiving Stats

Year	G	Rec.	Yds.	Avg.	TD	Long	Avg./G
2017	13	8	50	6.2	1	8	3.8
2018	7	6	92	15.3	2	25	13.1
Career	20	14	142	10.1	3	25	7.1

29 ZACH SINOR

PUNTER | 5-10 | 223 | R-SENIOR
CASTROVILLE, TEXAS/MEDINA VALLEY

Career Highs

Most Punts	10 vs. Baylor, 2015
Most Punts Downed Inside 20	6 vs. TCU, 2015
Longest Punt	67 vs. Texas Tech, 9/22/18

2018 Season Highs

Most Punts	5 vs. Texas Tech, 9/22/18
Most Punts Downed Inside 20	3 at Kansas, 9/29/18
Longest Punt	67 vs. Texas Tech, 9/22/18

Sinor's 2015 Game-by-Game Punting Stats

Date	Opponent	No.	Yds	Avg.	Long	In20	TB
Sept. 3	at Central Michigan	5	234	46.8	65	2	0
Sept. 12	Central Arkansas	5	217	43.4	50	3	0
Sept. 19	UTSA	5	174	34.8	40	1	0
Sept. 26	at Texas	5	194	38.8	44	2	1
Oct. 3	Kansas State	4	150	37.5	40	2	0
Oct. 10	at West Virginia	8	359	44.9	52	3	1
Oct. 24	Kansas	4	142	35.5	42	2	0
Oct. 31	at Texas Tech	5	201	40.2	43	2	1
Nov. 7	TCU	9	379	42.1	53	6	0
Nov. 14	at Iowa State	3	113	37.7	45	1	0
Nov. 21	Baylor	10	390	39.0	46	4	0
Nov. 28	Oklahoma	5	190	38.0	45	0	0
Jan. 1	vs Ole Miss	7	267	38.1	55	3	0

Sinor's 2016 Game-by-Game Punting Stats

Date	Opponent	No.	Yds	Avg.	Long	In20	TB
Sept. 3	SE Louisiana	3	128	42.7	48	2	0
Sept. 10	Central Michigan	5	190	38.0	46	5	0
Sept. 17	Pittsburgh	6	286	47.7	65	4	0
Sept. 24	at Baylor	2	94	47.0	56	1	0
Oct. 1	Texas	6	276	46.0	53	2	0
Oct. 8	Iowa State	9	364	40.4	57	5	1
Oct. 22	at Kansas	4	168	42.0	53	1	0
Oct. 29	West Virginia	4	179	44.8	59	3	0
Nov. 5	at Kansas State	1	34	34.0	34	1	0
Nov. 12	Texas Tech	3	130	43.3	53	2	0
Nov. 19	at TCU	3	115	38.3	52	3	0
Dec. 3	at Oklahoma	6	240	40.0	58	3	0
Dec. 29	vs. Colorado	4	191	47.8	54	3	0

Sinor's 2017 Game-by-Game Punting Stats

Date	Opponent	No.	Yds	Avg.	Long	In20	TB
Aug. 31	Tulsa	1	37	37.0	37	1	0
Sept. 8	at South Alabama	2	74	37.0	45	0	0
Sept. 16	at Pittsburgh	1	45	45.0	45	0	0
Sept. 23	TCU	3	145	48.3	57	0	1
Sept. 30	at Texas Tech	1	35	35.0	35	0	0
Oct. 14	Baylor	1	54	54.0	54	0	1
Oct. 21	at Texas	9	374	41.6	50	2	1
Oct. 28	at West Virginia	2	67	33.5	39	0	0
Nov. 4	Oklahoma	3	135	45.0	49	1	0
Nov. 11	at Iowa State	5	223	44.6	51	3	1
Nov. 18	Kansas State	5	235	47.0	52	1	1
Nov. 25	Kansas	3	123	41.0	49	0	0
Dec. 28	vs. Virginia Tech	2	92	46.0	49	1	0

Sinor's 2018 Game-by-Game Punting Stats

Date	Opponent	No.	Yds	Avg.	Long	In20	TB
Aug. 30	Missouri State						DNP
Sept. 8	South Alabama						DNP
Sept. 15	Boise State						DNP
Sept. 22	Texas Tech	5	248	49.6	67	1	0
Sept. 29	at Kansas	4	185	46.2	49	3	1
Oct. 6	Iowa State	6	271	45.2	55	0	0
Oct. 13	at Kansas State	4	132	33.0	41	0	0
Oct. 27	Texas						
Nov. 3	at Baylor						
Nov. 10	at Oklahoma						
Nov. 17	West Virginia						
Nov. 24	at TCU						

Sinor's Career Stats

Year	GP	No.	Yards	Avg.	Long	TB	FC	120	50+	BK
2015	13	75	3010	40.1	65	3	32	31	8	0
2016	13	56	2395	42.8	65	1	21	35	16	2
2017	13	38	1639	43.1	57	5	13	9	7	1
2018	4	19	836	44.0	67	1	5	4	2	0
Career	43	188	7880	41.9	67	10	71	79	33	3

17 DILLON STONER

RECEIVER | 6-0 | 198 | R-SOPHOMORE
TULSA, OKLA./JENKS

Career Highs

Receptions	8 vs. Kansas State, 11/18/17
Receiving Yards	113 vs. Kansas, 11/25/17
Long Reception	76 vs. Kansas, 11/25/17

2018 Season Highs

Receptions	5 vs. Boise State, 9/15/18
Receiving Yards	68 vs. Boise State, 9/15/18
Long Reception	32 vs. Boise State, 9/15/18

Stoner's 2016 Game-by-Game Receiving Stats

Date	Opponent	No.	Yds.	TD	Long
Sept. 3	SE Louisiana	2	27	0	17
Sept. 10	Central Michigan	0	0	0	0
Sept. 17	Pittsburgh	0	0	0	0
Sept. 24	at Baylor	3	0	0	4
Oct. 1	Texas				DNP
Oct. 8	Iowa State				DNP
Oct. 22	at Kansas				DNP
Oct. 29	West Virginia				DNP
Nov. 5	at Kansas State				DNP
Nov. 12	Texas Tech				DNP
Nov. 19	at TCU				DNP
Dec. 3	at Oklahoma				DNP

Stoner's 2017 Game-by-Game Receiving Stats

Date	Opponent	No.	Yds.	TD	Long
Aug. 31	Tulsa	4	18	0	7
Sept. 8	at South Alabama	2	24	0	13
Sept. 16	at Pittsburgh	5	100	1	54
Sept. 23	TCU	3	39	1	14
Sept. 30	at Texas Tech	1	21	0	21
Oct. 14	Baylor				DNP
Oct. 21	at Texas	2	15	0	8
Oct. 28	at West Virginia	3	44	0	27
Nov. 4	Oklahoma	4	53	0	30
Nov. 11	at Iowa State	4	41	1	19
Nov. 18	Kansas State	8	73	1	16
Nov. 25	Kansas	4	113	1	76
Dec. 28	vs. Virginia Tech	4	35	1	17

Stoner's 2018 Game-by-Game Receiving Stats

Date	Opponent	No.	Yds.	TD	Long
Aug. 30	Missouri State	4	29	0	9
Sept. 8	South Alabama	4	54	0	20
Sept. 15	Boise State	5	68	1	32
Sept. 22	Texas Tech	1	22	0	22
Sept. 29	at Kansas				DNP
Oct. 6	Iowa State	1	31	0	31
Oct. 13	at Kansas State	1	11	0	11
Oct. 27	Texas				
Nov. 3	at Baylor				
Nov. 10	at Oklahoma				
Nov. 17	West Virginia				
Nov. 24	at TCU				

Stoner's Career Receiving Stats

Year	G	Rec.	Yds.	Avg.	TD	Long	Avg./G
2016(RS)	4	5	27	5.4	0	17	6.8
2017	12	44	576	13.1	6	76	48.0
2018	6	16	215	13.4	1	32	35.8
Career	22	65	818	12.6	7	76	37.2



SELECT PLAYERS GAME-BY-GAME STATS

2 TYLAN WALLACE

RECEIVER | 6-0 | 185 | SOPHOMORE
FORT WORTH, TEXAS/SOUTH HILLS

Career Highs

Receptions	10 vs. South Alabama, 9/8/18
Receiving Yards	166 vs. South Alabama, 9/8/18
Long Reception	56 at Kansas, 9/29/18

2018 Season Highs

Receptions	10 vs. South Alabama, 9/8/18
Receiving Yards	166 vs. South Alabama, 9/8/18
Long Reception	56 at Kansas, 9/29/18

Wallace's 2017 Game-by-Game Receiving Stats

Date	Opponent	No.	Yds.	TD	Long
Aug. 31	Tulsa	0	0	0	0
Sept. 8	at South Alabama	1	7	0	7
Sept. 16	at Pittsburgh	2	49	0	39
Sept. 23	TCU	0	0	0	0
Sept. 30	at Texas Tech	0	0	0	0
Oct. 14	Baylor	0	0	0	0
Oct. 21	at Texas	0	0	0	0
Oct. 28	at West Virginia	0	0	0	0
Nov. 4	Oklahoma	0	0	0	0
Nov. 11	at Iowa State	3	49	0	25
Nov. 18	Kansas State	1	13	0	13
Nov. 25	Kansas	0	0	0	0
Dec. 28	vs. Virginia Tech	0	0	0	0

Wallace's 2018 Game-by-Game Receiving Stats

Date	Opponent	No.	Yds.	TD	Long
Aug. 30	Missouri State	4	48	1	21
Sept. 8	South Alabama	10	166	1	33
Sept. 15	Boise State	5	105	0	43
Sept. 22	Texas Tech	7	123	0	31
Sept. 29	at Kansas	4	104	1	56
Oct. 6	Iowa State	5	82	1	42
Oct. 13	at Kansas State	5	90	0	45
Oct. 27	Texas				
Nov. 3	at Baylor				
Nov. 10	at Oklahoma				
Nov. 17	West Virginia				
Nov. 24	at TCU				

Wallace's Career Receiving Stats

Year	G	Rec.	Yds.	Avg.	TD	Long	Avg./G
2017	13	7	118	16.9	0	39	9.1
2018	7	40	718	18.0	4	56	102.6
Career	20	47	836	17.8	4	56	41.8

4 TRACIN WALLACE

RECEIVER | 6-0 | 185 | R-FRESHMAN
FORT WORTH, TEXAS/SOUTH HILLS

Career/2018 Season Highs

Receptions	1 vs. Missouri State, 8/30/18
Receiving Yards	1 vs. Missouri State, 8/30/18
Long Reception	1 vs. Missouri State, 8/30/18

Wallace's 2018 Game-by-Game Receiving Stats

Date	Opponent	No.	Yds.	TD	Long
Aug. 30	Missouri State	1	1	0	1
Sept. 8	South Alabama	0	0	0	0
Sept. 15	Boise State		DNP		
Sept. 22	Texas Tech		DNP		
Sept. 29	at Kansas		DNP		
Oct. 6	Iowa State		DNP		
Oct. 13	at Kansas State		DNP		
Oct. 27	Texas				
Nov. 3	at Baylor				
Nov. 10	at Oklahoma				
Nov. 17	West Virginia				
Nov. 24	at TCU				

Wallace's Career Receiving Stats

Year	G	Rec.	Yds.	Avg.	TD	Long	Avg./G
2018	2	1	1	1.0	0	1	0.5
Career	2	1	1	1.0	0	1	0.5

88 LANDON WOLF

RECEIVER | 5-11 | 174 | R-SOPHOMORE
TULSA, OKLA./EAST CENTRAL

Career/2018 Season Highs

Receptions	2, twice, last vs. South Alabama, 9/8/18
Receiving Yards	24 vs. Missouri State, 8/30/18
Long Reception	16 vs. South Alabama, 9/8/18

Wolf's 2018 Game-by-Game Receiving Stats

Date	Opponent	No.	Yds.	TD	Long
Aug. 30	Missouri State	2	24	0	13
Sept. 8	South Alabama	2	17	0	16
Sept. 15	Boise State	0	0	0	0
Sept. 22	Texas Tech	0	0	0	0
Sept. 29	at Kansas	6	116	1	42
Oct. 6	Iowa State	6	63	1	27
Oct. 13	at Kansas State	0	0	0	0
Oct. 27	Texas				
Nov. 3	at Baylor				
Nov. 10	at Oklahoma				
Nov. 17	West Virginia				
Nov. 24	at TCU				

Wolf's Career Receiving Stats

Year	G	Rec.	Yds.	Avg.	TD	Long	Avg./G
2017	13	0	0	0	0	0	0.0
2018	7	16	220	13.8	2	42	31.4
Career	20	16	220	13.8	2	42	11.0

89 JELANI WOODS

COWBOY BACK | 6-7 | 251 | R-FRESHMAN
ELLENWOOD, GA./CEDAR GROVE

Career/2018 Season Highs

Receptions	2 vs. Iowa State, 10/6/18
Receiving Yards	32 vs. South Alabama, 9/8/18
Long Reception	32 vs. South Alabama, 9/8/18

Woods' 2018 Game-by-Game Receiving Stats

Date	Opponent	No.	Yds.	TD	Long
Aug. 30	Missouri State	0	0	0	0
Sept. 8	South Alabama	1	32	0	32
Sept. 15	Boise State	0	0	0	0
Sept. 22	Texas Tech	1	19	0	19
Sept. 29	at Kansas	1	5	0	5
Oct. 6	Iowa State	2	33	1	19
Oct. 13	at Kansas State	0	0	0	0
Oct. 27	Texas				
Nov. 3	at Baylor				
Nov. 10	at Oklahoma				
Nov. 17	West Virginia				
Nov. 24	at TCU				

Woods' Career Receiving Stats

Year	G	Rec.	Yds.	Avg.	TD	Long	Avg./G
2018	7	5	89	17.8	1	32	12.7
Career	7	5	89	17.8	1	32	12.7



CAREER HIGHS FOR OTHERS (SORTED BY LAST NAME)

Offense

11 KEONDRE WUDTEE - QB

Completions 1 , three times, last vs. South Alabama, 2018
 Attempts 3 , twice, last vs. Missouri State, 2018
 Passing Yards 25 vs. South Alabama, 2018
 Passing TD 1 vs. South Alabama, 2018
 Long Pass 25 vs. South Alabama, 2018
 Rushes 7 vs. South Alabama, 2018
 Rushing Yards 47 vs. Missouri State, 2018
 Long Rush 30 vs. Missouri State, 2018

33 RYAN HAYMAKER - RB

Rushes 10 vs. Missouri State, 2018
 Rushing Yards 26 vs. Missouri State, 2018
 Rushing TD No career rushing TD
 Long Rush 10 vs. Missouri State, 2018

Defense

94 JORDAN BRAILFORD - DE

Tackles 8 at Kansas, 2018
 Sacks 3.0 at Kansas, 2018
 TFL 5.0 at Kansas, 2018
 Hurries 2 vs. Missouri State, 2018

24 JARRICK BERNARD - S

Tackles 14 vs. Texas Tech, 2018
 TFL 1.0, twice, last vs. Kansas State, 2018
 Sacks 1.0, twice, last vs. Kansas State, 2018
 Interceptions 1 vs. Texas Tech, 2018

1 CALVIN BUNDAGE - LB

Tackles 12 vs. Boise State, 2018
 TFL 2.5 vs. Kansas State, 2017
 Sacks 2.0 vs. Oklahoma, 2017

99 TREY CARTER - DT

Tackles 6 vs. Kansas State, 2018
 TFL 1.5 vs. Colorado, 2016
 Sacks 1.0, four times, last vs. Missouri State, 2018
 Hurries 2 vs. Virginia Tech, 2017

79 DARRION DANIELS - DT

Tackles 8 vs. TCU, 2017
 TFL 1.0, seven times, last vs. Texas Tech, 2018
 Sacks 1.0 vs. Texas Tech, 2018

3 KENNETH EDISON-MCGRUDER - LB

Tackles 8 at Kansas, 2018
 TFL 1.5 vs. Iowa State, 2018
 Sacks 1.0 vs. Tulsa, 2017
 Pass Break Ups 1, twice, last at Texas Tech, 2017

4 A.J. GREEN - CB

Tackles 6, four times, last vs. Texas Tech, 2018
 TFL 1.5 vs. TCU, 2017
 Pass Break Ups 2 at West Virginia, 2017
 Interceptions 2 at West Virginia, 2017

16 DEVIN HARPER - LB

Tackles 9 at Kansas, 2018
 Sacks 1.5 vs. Boise State, 2018
 TFL 1.5 vs. Boise State, 2018
 Interceptions 1 vs. South Alabama, 2018

33 KEVIN HENRY - LB

Tackles 6 vs. Tulsa, 2017
 TFL 1.0 vs. Tulsa, 2017
 Sacks No career sacks

28 THABO MWANIKI - S

Tackles 5 vs. Texas Tech, 2018
 TFL No career tackles for loss
 Pass Break Ups 1 vs. Boise State, 2018
 Interceptions 1 vs. Baylor, 2017

93 JARRELL OWENS - DE

Tackles 6 vs. Iowa State, 2018
 TFL 2.0, three times, last vs. Iowa State, 2018
 Sacks 2.0 vs. Boise State, 2018
 Hurries 1, three times, last vs. Texas Tech, 2018

31 KOLBY PEEL - LB

Tackles 7 vs. Iowa State, 2018
 Sacks No career sacks
 TFL 1.0, twice, last vs. Kansas State, 2018

19 JUSTIN PHILLIPS - LB

Tackles 14 vs. Texas Tech, 2016
 Sacks 1.0, five times, last vs. Kansas State, 2017
 TFL 3.0 vs. Missouri State, 2018
 Forced Fumbles 2 vs. Baylor, 2017

20 MALCOLM RODRIGUEZ - S

Tackles 11 vs. Boise State, 2018
 Pass Break Ups No career pass break ups
 Interceptions No career interceptions

56 ENOCH SMITH, JR. - LB

Tackles 4 vs. Tulsa, 2017
 Sacks 1.0, twice, last vs. Kansas State, 2017
 TFL 2.0 vs. Kansas State, 2017

8 RODARIUS WILLIAMS - CB

Tackles 9 at Iowa State, 2017
 TFL 1.0, twice, last vs. Kansas State
 Pass Break Ups 2, four times, last vs. Iowa St., 2018
 Interceptions No career interceptions

82 COLE WALTERSCHEID

Tackles 7 at Oklahoma, 2016
 TFL 4.0 vs. Pittsburgh, 2016
 Forced Fumbles 2.0 vs. Pittsburgh, 2016



STARTING LINEUPS/PLAYER CAREER STARTS

GAME-BY-GAME STARTING LINEUPS

STARTING LINEUPS - OFFENSE

		LT	LG	C	RG	RT	WR	WR/RB	WR	CW/WR	RB	QB
8/30	Missouri State	Hambright	L. Williams	Wilson	Richards	Jenkins	Johnson	McCleskey	Ty. Wallace	Woods	Hill	Cornelius
9/8	South Alabama	Hambright	L. Williams	Wilson	Richards	Jenkins	Johnson	McCleskey	Ty. Wallace	Abbott	Hill	Cornelius
9/15	Boise State	Hambright	Keyes	Wilson	L. Williams	Jenkins	Johnson	McCleskey	Ty. Wallace	Stoner	Hill	Cornelius
9/22	Texas Tech	Hambright	Keyes	Wilson	L. Williams	Jenkins	Johnson	King	Ty. Wallace	Woods	Hill	Cornelius
9/29	at Kansas	Hambright	Keyes	Wilson	L. Williams	Jenkins	Johnson	Wolf	Ty. Wallace	Woods	Hill	Cornelius
10/6	Iowa State	Jenkins	Keyes	Wilson	L. Williams	Richards	Johnson	Wolf	Ty. Wallace	Woods	Hill	Cornelius
10/13	at Kansas State	Jenkins	Keyes	Wilson	L. Williams	Richards	Johnson	Stoner	Ty. Wallace	Woods	Hill	Cornelius
10/27	Texas											
11/3	at Baylor											
11/10	at Oklahoma											
11/17	West Virginia											
11/24	at TCU											

STARTING LINEUPS - DEFENSE

		DE	DT	DT	DE	LB	LB	CB	S	S	S	CB
8/30	Missouri State	Owens	Daniels	Carter	Brailford	Bundage	Phillips	Green	Edison-McGruder	Rodriguez	Mwaniki	R. Williams
9/8	South Alabama	Owens	Daniels	Carter	Brailford	Bundage	Phillips	Green	Edison-McGruder	Rodriguez	Mwaniki	R. Williams
9/15	Boise State	Owens	Daniels	Carter	Brailford	Bundage	Phillips	Green	Edison-McGruder	Rodriguez	Mwaniki	R. Williams
9/22	Texas Tech	Owens	Daniels	Carter	Brailford	Bundage	Phillips	Green	Edison-McGruder	Rodriguez	Mwaniki	R. Williams
9/29	at Kansas	Owens	Smith	Carter	Brailford	Harper	Phillips	Green	Edison-McGruder	Peel	Bernard	R. Williams
10/6	Iowa State	Owens	Smith	Carter	Brailford	Bundage	Phillips	Green	Edison-McGruder	Peel	Bernard	R. Williams
10/13	at Kansas State	Owens	Smith	Carter	Brailford	Bundage	Phillips	Green	Edison-McGruder	Peel	Bernard	R. Williams
10/27	Texas											
11/3	at Baylor											
11/10	at Oklahoma											
11/17	West Virginia											
11/24	at TCU											

CAREER CONSECUTIVE AND TOTAL STARTS

Player, Pos.	Yr.	Consecutive Starts	Total Starts	-----Starts by Year-----				Player, Pos.	Yr.	Consecutive Starts	Total Starts	-----Starts by Year-----			
				2018	2017	2016	2015					2018	2017	2016	2015
Justice Hill, RB	Jr.	30	30	7	13	10	0	Cole Walterscheid, DE	RSr.	0	21	0	8	13	0
Justin Phillips, LB	RSr.	20	21	7	13	2	0	Darrion Daniels, DT	Sr.	0	14	4	10	0	0
A.J. Green, CB	Jr.	20	20	7	13	0	0	Britton Abbott, CW	RSr.	0	10	1	9	0	0
Rodarius Williams, CB	RSo.	20	20	7	13	0	0	Thabo Mwaniki, S	So.	0	6	4	2	0	0
Johnny Wilson, OL	RJr.	17	17	7	10	0	0	Arlington Hambright, OL	RJr.	0	5	5	0	0	0
Jordan Brailford, DE	RJr.	16	16	7	9	0	0	Malcolm Rodriguez, S	So.	0	4	4	0	0	0
Trey Carter, DT	RSr.	10	10	7	3	0	0	Landon Wolf, WR	RSo.	0	2	2	0	0	0
Jarrell Owens, DE	RSr.	7	19	7	0	12	0	Devin Harper, LB	RSo.	0	1	1	0	0	0
Larry Williams, OL	RSr.	7	15	7	3	5	0	J.D. King, RB	So.	0	1	1	0	0	0
Kenneth Edison-McGruder, S	Sr.	7	15	7	5	4	0	Sione Finefeuiaki, CW	Sr.	0	1	0	1	0	0
Tevin Jenkins, OL	RSo.	7	10	7	3	0	0								
Taylor Cornelius, QB	RSr.	7	7	7	0	0	0								
Tyron Johnson, WR	RJr.	7	7	7	0	0	0								
Tylan Wallace, WR	So.	7	7	7	0	0	0								
Marcus Keyes, OL	RJr.	5	31	5	13	13	0								
Jelani Woods, CW	RFr.	4	5	5	0	0	0								
Enoch Smith, DT	RSr.	3	3	3	0	0	0								
Kolby Peel, S	Fr.	3	3	3	0	0	0								
Jarrick Bernard, S	Fr.	3	3	3	0	0	0								
Calvin Bundage, LB	Jr.	2	15	6	9	0	0								
Shane Richards, OL	RSr.	2	4	4	0	0	0								
Dillon Stoner, WR	RSo.	1	8	2	6	0	0								

GAME-BY-GAME CAPTAINS

8/30	Missouri State	Abbott	Daniels	Phillips	Wolf
9/8	South Alabama	Brailford	Cornelius	Ogbongbemiga	Richards
9/15	Boise State	Z.Green	McCleskey	Edison-McGruder	Walterscheid
9/22	Texas Tech	Ammendola	Daniels	Hill	Stoner
9/29	at Kansas	Redwine-Bryant	Green	Keyes	Owens
10/6	Iowa State	Balous	Finefeuiaki	Smith Jr.	L.Williams
10/13	at Kansas State	Alexander	Carter	Jenkins	Phillips
10/27	Texas				
11/3	at Baylor				
11/10	at Oklahoma				
11/17	West Virginia				
11/24	at TCU				



EXPLOSIVE PLAYS/SCORING SUMMARY

PASSING PLAYS - 20 YARDS OR LONGER (37)

Yds	Connection	Opponent	Result of Pass	Result of Drive
64	Cornelius to Johnson	Kansas	Touchdown	Touchdown
60	Cornelius to Johnson	South Alabama	1st and 10 at USA 11	Touchdown
56	Cornelius to Ty. Wallace	Kansas	1st and 10 at KU 15	Touchdown
54	Cornelius to Hubbard	Missouri State	Touchdown	Touchdown
45	Cornelius to Ty. Wallace	Kansas State	1st and Goal at KSU 7	Field Goal
43	Cornelius to Ty. Wallace	Boise State	1st and Goal at BSU 8	Touchdown
42	Cornelius to Wolf	Kansas	Touchdown	Touchdown
42	Cornelius to Ty. Wallace	Iowa State	Touchdown	Touchdown
39	Cornelius to Wolf	Kansas	1st and 10 at KU 20	Field Goal
36	Cornelius to Ty. Wallace	Kansas State	1st and 10 at KSU 39	Touchdown
35	Cornelius to Johnson	Boise State	1st and 10 at BSU 35	Field Goal
33	Cornelius to Ty. Wallace	South Alabama	1st and 10 at USA 41	Punt
32	Cornelius to Johnson	South Alabama	1st and 10 at OSU 44	Interception
32	Cornelius to Woods	South Alabama	1st and 10 at USA 20	Field Goal
32	Cornelius to Stoner	Boise State	Touchdown	Touchdown
31	Cornelius to Ty. Wallace	Texas Tech	1st and 10 at TTU 31	Turnover on Downs
31	Cornelius to Stoner	Iowa State	1st and Goal at ISU 1	Touchdown
29	Cornelius to McCleskey	Missouri State	Touchdown	Touchdown
28	Cornelius to Johnson	Iowa State	Touchdown	Touchdown
27	Cornelius to Wolf	Iowa State	1st and 10 at ISU 40	Touchdown
26	Cornelius to Ty. Wallace	Texas Tech	1st and 10 at TTU 28	Field Goal
25	Cornelius to King	Missouri State	1st and 10 at MSU 22	Field Goal
25	Cornelius to Johnson	South Alabama	1st and Goal at USA 8	Touchdown
25	Cornelius to Ty. Wallace	South Alabama	1st and 10 at USA 35	Touchdown
25	Wudtee to King	South Alabama	Touchdown	Touchdown
22	Cornelius to Hill	Missouri State	1st and 10 at MSU 49	Touchdown
23	Cornelius to King	Texas Tech	Touchdown	Touchdown
23	Cornelius to Johnson	Iowa State	1st and 10 at OSU 27	Touchdown
22	Cornelius to Stoner	Texas Tech	1st and 10 at OSU 39	Turnover on Downs
22	Cornelius to Ty. Wallace	Texas Tech	1st and 10 at TTU 31	Touchdown
22	Cornelius to Wolf	Iowa State	1st and 10 at ISU 38	Touchdown
21	Cornelius to Ty. Wallace	Missouri State	Touchdown	Touchdown
21	Cornelius to Ty. Wallace	Boise State	1st and 10 at OSU 46	Field Goal
21	Cornelius to Ty. Wallace	Kansas	1st and 10 at KU 22	Touchdown
20	Cornelius to Johnson	South Alabama	1st and 10 at USA 17	Field Goal
20	Cornelius to Ty. Wallace	South Alabama	1st and 10 at USA 16	Touchdown
20	Cornelius to Stoner	South Alabama	1st and 10 at USA 35	Touchdown

RUNNING PLAYS - 20 YARDS OR LONGER (17)

Yds	Rusher	Opponent	Result of Rush	Result of Drive
92	Justice Hill	Missouri State	1st and Goal at MSU 3	Touchdown
77	LD Brown	Missouri State	Touchdown	Touchdown
53	Justice Hill	Boise State	1st and 10 at BSU 19	Touchdown
48	Taylor Cornelius	Iowa State	1st and 10 at ISU 15	Touchdown
37	Justice Hill	Texas Tech	1st and 10 at TTU 38	Missed Field Goal
35	Justice Hill	Texas Tech	1st and 10 at TTU 39	Touchdown
34	Taylor Cornelius	South Alabama	1st and Goal at USA 7	Interception
32	Taylor Cornelius	Missouri State	1st and Goal at MSU 3	Touchdown
30	Keondre Wudtee	Missouri State	1st and 10 at MSU 40	Turnover on Downs
27	Chuba Hubbard	Kansas	1st and 10 at KU 5	Field Goal
26	Taylor Cornelius	Kansas State	1st and 10 at KSU 42	Interception
23	Taylor Cornelius	Iowa State	1st and 10 at ISU 21	Touchdown
22	Chuba Hubbard	South Alabama	Touchdown	Touchdown
22	Taylor Cornelius	Kansas State	1st and 10 at KSU 48	Punt
21	J.D. King	Missouri State	1st and 10 at MSU 34	Touchdown
21	Justice Hill	Kansas	1st and 10 at KU 17	Touchdown
20	Justice Hill	Kansas	1st and 10 at KU 48	Punt

KICK RETURNS - 30 YARDS OR LONGER (5)

Yds	Returner	Opponent	Result of Return	Result of Drive
42	Chuba Hubbard	Missouri State	1st at 10 at OSU 42	Touchdown
33	Chuba Hubbard	Iowa State	1st and 10 at OSU 38	Punt
32	Chuba Hubbard	Boise State	1st and 10 at OSU 32	Touchdown
31	Chuba Hubbard	Iowa State	1st and 10 at OSU 32	Touchdown
31	Chuba Hubbard	Kansas State	1st and 10 at OSU 34	Punt

PUNT RETURNS - 20 YARDS OR LONGER (0)

Yds	Returner	Opponent	Result of Return	Result of Drive
-----	----------	----------	------------------	-----------------

INTERCEPTION/FUMBLE RETURNS - 20 YARDS OR LONGER (1)

Yds	Returner	Opponent	Result of Return	Result of Drive
24	Devin Harper	South Alabama	Touchdown	Touchdown

AUG. 30 VS. MISSOURI STATE

QTR.	TIME	PLAYS	YDS.	ELAPSED
1	12:24	8	75	2:36
1	5:25	14	68	5:01
1	2:28	7	70	1:53
2	14:56	4	95	1:10
2	6:37	10	80	3:04
3	8:59	4	58	1:29
3	2:14	5	67	1:40
4	14:37	5	54	0:57
4	12:19	3	80	1:19

SEPT. 8 VS. SOUTH ALABAMA

QTR.	TIME	PLAYS	YDS.	ELAPSED
1	8:38	2	71	0:23
1	4:05	8	37	2:09
2	13:20	10	57	2:30
2	6:11	11	68	3:55
2	0:21	10	75	2:36
3	9:56	0	0	0:00
3	1:44	6	46	2:16
4	14:10	5	60	1:29
4	4:39	7	42	7:59

SEPT. 15 VS. BOISE STATE

QTR.	TIME	PLAYS	YDS.	ELAPSED
2	12:08	6	75	2:12
2	8:43	3	7	1:16
2	2:12	11	63	4:07
3	13:03	8	44	1:57
3	6:40	8	68	2:38
3	5:11	0	0	0:00
4	11:07	14	69	5:23
4	4:16	5	72	2:37

SEPT. 22 VS. TEXAS TECH

QTR.	TIME	PLAYS	YDS.	ELAPSED
1	7:35	8	99	1:47
1	2:00	9	52	2:50
2	10:40	5	53	0:47

SEPT. 29 AT KANSAS

QTR.	TIME	PLAYS	YDS.	ELAPSED
1	10:21	9	75	4:39
1	3:07	7	65	3:42
2	13:34	4	92	1:11
2	7:05	9	45	4:24
3	12:34	4	75	1:21
3	7:25	8	67	3:03
4	6:22	5	37	1:57
4	2:38	5	43	1:41

OCT. 6 VS. IOWA STATE

QTR.	TIME	PLAYS	YDS.	ELAPSED
1	11:03	5	70	2:24
2	9:06	9	68	3:31
2	2:21	9	75	3:15
3	12:35	7	65	2:25
4	10:25	6	23	1:56
4	00:56	6	96	1:40

OCT. 13 AT KANSAS STATE

QTR.	TIME	PLAYS	YDS.	ELAPSED
1	5:10	10	36	4:31
2	7:53	6	52	2:32
4	14:23	10	75	3:18

OCT. 27 VS. TEXAS

QTR.	TIME	PLAYS	YDS.	ELAPSED
------	------	-------	------	---------

NOV. 3 AT BAYLOR

QTR.	TIME	PLAYS	YDS.	ELAPSED
------	------	-------	------	---------

NOV. 10 AT OKLAHOMA

QTR.	TIME	PLAYS	YDS.	ELAPSED
------	------	-------	------	---------

NOV. 17 VS. WEST VIRGINIA

QTR.	TIME	PLAYS	YDS.	ELAPSED
------	------	-------	------	---------

NOV. 24 AT TCU

QTR.	TIME	PLAYS	YDS.	ELAPSED
------	------	-------	------	---------



DRIVE ANALYSIS

OKLAHOMA STATE SEASON DRIVE CHART

Opponent	Total Drives	Total Yard Line	Avg. Start Position	Start in Opp.	How Ended						
					TD	FG	Missed FG	Punt	Downs	TO	Clock
Missouri State	16	462	Own 28	1	8	1	0	3	1	2	1
South Alabama	15	436	Own 29	5	6	2	0	3	1	3	0
Boise State	12	384	Own 32	2	4	3	0	3	0	0	1
Texas Tech	12	278	Own 23	0	2	1	1	5	1	1	1
Kansas	14	510	Own 36	3	6	2	0	4	0	1	1
Iowa State	16	443	Own 27	1	6	0	0	6	0	2	1
Kansas State	10	298	Own 29	0	1	2	0	5	0	2	0
Texas											
Baylor											
Oklahoma											
West Virginia											
TCU											

Note: Non-offensive touchdowns and turnovers on punt returns and kick returns are not counted as drives.

OPPONENT SEASON DRIVE CHART

Opponent	Total Drives	Total Yard Line	Avg. Start Position	Start in Opp.	How Ended						
					TD	FG	Missed FG	Punt	Downs	TO	Clock
Missouri State	16	439	Own 27	0	2	1	0	10	0	2	1
South Alabama	16	408	Own 25	1	2	0	0	10	2	1	2
Boise State	11	340	Own 29	0	3	0	1	5	1	1	1
Texas Tech	13	352	Own 27	1	5	2	1	2	0	2	1
Kansas	14	344	Own 24	0	4	0	1	6	1	1	1
Iowa State	16	579	Own 37	3	6	1	0	6	0	2	1
Kansas State	11	319	Own 29	1	4	1	1	3	0	0	2
Texas											
Baylor											
Oklahoma											
West Virginia											
TCU											

Note: Non-offensive touchdowns and turnovers on punt returns and kick returns are not counted as drives.

SCORING DRIVE ANALYSIS

Plays Run	Oklahoma State		Opponent	
	TD	FG	TD	FG
1-5	15	0	6	0
6-10	17	7	18	3
11-15	1	4	2	2
16+	0	0	0	0

Yards Gained	Oklahoma State		Opponent	
	TD	FG	TD	FG
Negative Yards	0	0	0	0
0-9 yards	1	0	0	0
10-19 yards	0	0	0	1
20-29 yards	1	0	0	1
30-39 yards	2	1	1	1
40-49 yards	2	3	0	0
50-59 yards	3	3	1	1
60-69 yards	7	4	8	1
70-79 yards	11	0	15	0
80-89 yards	2	0	1	0
90-99 yards	4	0	0	0

Time Elapsed	Oklahoma State		Opponent	
	TD	FG	TD	FG
0:00-0:59	2	0	3	0
1:00-1:59	13	1	4	0
2:00-2:59	8	3	5	0
3:00-3:59	6	1	9	2
4:00-4:59	1	3	3	2
5:00-5:59	0	2	1	0
6:00-6:59	0	0	1	1
7:00-7:59	1	0	0	0
8:00-8:59	0	0	0	0
9:00-9:59	0	0	0	0
10:00+	0	0	0	0

THREE-AND-OUT

For the purpose of this note, a three-and-out is defined as a possession in which three offensive plays were run without gaining a first down and those three plays were followed immediately by a punt, or a possession that resulted in a turnover before the offense gained a first down.

Game	OSU Three-and-Out/Drives	Opponent Three-and-Out/Drives
Missouri State	4/16	9/16
South Alabama	1/15	9/16
Boise State	2/11	4/12
Texas Tech	4/12	0/13
at Kansas	2/14	6/14
Iowa State	5/16	6/16
at Kansas State	2/10	3/11
Texas		
at Baylor		
at Oklahoma		
West Virginia		
at TCU		

DOWN SUMMARY

OKLAHOMA STATE OFFENSE

Down	Neg. Yds.	Yardage Gained						Conv-Att*	Conv Pct.
		0-3	4-6	7-9	10	11+	20+		
First Down	18	101	32	25	4	28	23	58-231	.251
Second Down	12	73	14	18	7	27	14	57-165	.345
Third Down	5	51	12	7	2	8	14	40-99	.404
Fourth Down	3	5	1	1	0	2	3	10-15	.667
Total	38	230	59	51	13	65	54	165-510	.324

OPPONENT OFFENSE

Down	Neg. Yds.	Yardage Gained						Conv-Att*	Conv Pct.
		0-3	4-6	7-9	10	11+	20+		
First Down	19	100	42	24	5	17	15	38-224	.169
Second Down	15	83	23	17	7	12	16	54-176	.307
Third Down	7	44	20	10	4	16	8	41-109	.376
Fourth Down	1	2	5	1	0	0	1	6-10	.600
Total	42	229	88	52	16	45	40	139-519	.268

* Conv. = Plays that resulted in a first down or touchdown. Att = Total plays run

GAME-OPENING DRIVES

	Oklahoma State				Opponent			
	Plays	Yards	TOP	Result	Plays	Yards	TOP	Result
Missouri State	8	75	2:36	TD	4	4	1:58	Punt
South Alabama	3	1	0:37	Punt	9	25	4:01	Downs
Boise State	3	1	0:37	Punt	6	18	2:01	Punt
Texas Tech	3	-3	1:02	Punt	9	41	4:36	Punt
at Kansas	9	75	4:39	TD	9	40	3:32	Missed FG
Iowa State	5	70	2:24	TD	3	-3	1:33	Punt
at Kansas St.	5	13	1:33	Punt	6	35	1:49	Missed FG
Texas								
at Baylor								
at Oklahoma								
West Virginia								
at TCU								

SECOND HALF-OPENING DRIVES

	Oklahoma State				Opponent			
	Plays	Yards	TOP	Result	Plays	Yards	TOP	Result
Missouri State	4	58	1:29	TD	10	33	4:32	FG
South Alabama	3	12	1:01	INT	3	8	1:19	Punt
Boise State	8	44	1:57	FG	8	75	3:45	TD
Texas Tech	3	0	1:08	Punt	9	70	3:01	INT
at Kansas	4	75	1:21	TD	3	75	1:05	TD
Iowa State	7	65	2:25	TD	4	75	1:29	TD
at Kansas St.	3	4	1:13	Punt	9	70	4:59	TD
Texas								
at Baylor								
at Oklahoma								
West Virginia								
at TCU								



OSU IN THE BIG 12 AND NCAA STATISTICAL RANKINGS

TEAM STATS

Category	Actual	Big 12 Rank	NCAA Rank
Scoring Offense	39.4	3	16
Scoring Defense	28.4	8	78
Total Offense	493	3	12
Total Defense	394.7	5	72
Rushing Offense	201.1	2	36
Rushing Defense	142.6	5	48
Passing Offense	291.9	5	22
Passing Yards Allowed	252.1	8	97
Team Passing Efficiency	149.66	5	33
Team Passing Efficiency Defense	142.29	10	97
Passing Yards per Completion	14.91	2	13
Kickoff Returns	20.33	7	72
Kickoff Return Defense	21.23	6	73
Punt Returns	7.64	7	79
Punt Return Defense	3.91	3	18
Passes Intercepted	4	8	97
Passes Had Intercepted	8	7	95
Net Punting	40.59	3	22
Team Sacks	4.29	1	1
Team Tackles for Loss	8.6	3	9
Sacks Allowed	2.86	6	98
First Downs Offense	164	4	38
First Downs Defense	148	7	71
3rd Down Conversion Pct	0.404	7	57
3rd Down Conversion Pct Defense	0.383	5	62
4th Down Conversion Pct	0.667	2	21
4th Down Conversion Pct Defense	0.6	7	89
Fewest Penalty Yards Per Game	73.43	8	111
Time of Possession	26:28	10	122
Turnover Margin	-0.43	9	98
Turnovers Gained	9	5	84
Fumbles Recovered	5	2	50
Blocked Punts	2	1	2
Blocked Kicks	2	1	15
Red Zone Offense	0.886	4	30
Red Zone Defense	0.739	1	21

INDIVIDUAL STATS

	Actual	Big 12 Rank	NCAA Rank
5 JUSTICE HILL - RB			
Rushing Yards	684	2	22
Rushing Yards Per Game	97.7	4	23
Rush Yards Per Carry	6.11	2	29
Rushing TDs	7	3	30
Total Touchdowns	7	3	51
All Purpose	103.71	10	67
Total Points Scored	42	8	-
Scoring	6	11	-
Total Offense	97.7	14	-
14 TAYLOR CORNELIUS - QB			
Passing Yards per Completion	15.03	2	7
Points Responsible For Per Game	17.1	3	10
Total Offense	314.9	3	10
Passing Yards	2,014	2	12
Passing Yards Per Game	287.7	3	13
Yards per Pass Attempt	8.87	3	14
Points Responsible For	120	3	14
Passing TDs	16	3	15
Passing Efficiency	149.8	4	30
Completions Per Game	19.14	5	41
Completion Percentage	0.59	8	80
Rushing TDs	4	8	-
30 CHUBA HUBBARD - RB			
Combined Kick Returns	330	3	39
Kickoff Returns	22	4	41
All Purpose	87.71	14	-
2 TYLAN WALLACE - WR			
Receiving Yards Per Game	102.6	2	8
Receiving Yards	718	2	11
Receptions Per Game	5.7	6	39
Yards per Reception	17.95	5	40
All Purpose	105.71	9	64
Receiving TDs	4	9	77
88 LONDON WOLF - WR			
Yards per Reception	13.75	13	-
13 TYRON JOHNSON - WR			
Yards per Reception	19.95	2	18
Receiving TDs	3	14	-

	Actual	Big 12 Rank	NCAA Rank
94 JORDAN BRAILFORD - DE			
Sacks	1.14	1	7
Tackles For Loss	1.8	1	9
11 AMEN OGBONGBEMIGA - LB			
Fumbles Recovered	1	3	73
1 CALVIN BUNDAGE - LB			
Total Tackles	7.3	11	-
56 ENOCH SMITH - DT			
Fumbles Recovered	1	3	73
93 JARRELL OWENS - DE			
Sacks	0.57	6	80
91 MIKE SCOTT - DE			
Sacks	0.43	14	-
3 KENNETH EDISON-MCGRUDER - S			
Fumbles Recovered	1	3	73
19 JUSTIN PHILLIPS - LB			
Solo Tackles	5.3	6	36
Fumbles Recovered	1	3	73
Total Tackles	7.6	8	-
18 ZA'CARRIUS GREEN - S			
Punt Return TDs	1	1	3
Fumbles Recovered	1	3	73
49 MATT AMMENDOLA - K			
Field Goal Percentage	0.917	1	6
Field Goals Per Game	1.57	2	13
Scoring	9.4	2	13
Total Points Scored	66	2	17
Points Responsible For	66	9	92
Points Responsible For Per Game	9.4	9	92

- Player does not rank in the NCAA top 100 in this category



OKLAHOMA STATE STATISTICS

RECORD:	OVERALL	HOME	AWAY	NEUTRAL
ALL GAMES	4-3-0	3-2-0	1-1-0	0-0-0
CONFERENCE	1-3-0	0-2-0	1-1-0	0-0-0
NON-CONFERENCE	3-0-0	3-0-0	0-0-0	0-0-0

RESULTS

DATE	OPPONENT	W/L	SCORE	ATTEND
Aug 30, 2018	MISSOURI STATE	W	58-17	50103
Sept. 8, 2018	SOUTH ALABAMA	W	55-13	53,923
Sept. 15, 2018	BOISE STATE	W	44-21	54,974
*Sept. 22, 2018	TEXAS TECH	L	17-41	53,166
*Sept. 29, 2018	at Kansas	W	48-28	18,364
*Oct. 6, 2018	IOWA STATE	L	42-48	52,995
*Oct. 13, 2018	at Kansas State	L	12-31	50,435

TEAM STATISTICS

	OSU	OPP
SCORING	276	199
Points Per Game	39.4	28.4
Points Off Turnovers	21	19
FIRST DOWNS	164	148
Rushing	66	47
Passing	88	83
Penalty	10	18
RUSHING YARDAGE	1408	998
Yards gained rushing	1655	1256
Yards lost rushing	247	258
Rushing Attempts	277	276
Average Per Rush	5.1	3.6
Average Per Game	201.1	142.6
TDs Rushing	16	11
PASSING YARDAGE	2043	1765
Comp-Att-Int	137-233-8	156-243-4
Average Per Pass	8.8	7.3
Average Per Catch	14.9	11.3
Average Per Game	291.9	252.1
TDs Passing	17	15
TOTAL OFFENSE	3451	2763
Total Plays	510	519
Average Per Play	6.8	5.3
Average Per Game	493.0	394.7
KICK RETURNS: #-Yards	18-366	13-276
PUNT RETURNS: #-Yards	14-107	11-43
INT RETURNS: #-Yards	4-39	8-50
KICK RETURN AVERAGE	20.3	21.2
PUNT RETURN AVERAGE	7.6	3.9
INT RETURN AVERAGE	9.8	6.2
FUMBLES-LOST	9-4	9-5
PENALTIES-Yards	52-514	41-338
Average Per Game	73.4	48.3
PUNTS-Yards	29-1260	42-1664
Average Per Punt	43.4	39.6
Net punt average	40.6	36.6
KICKOFFS-Yards	54-3330	37-2180
Average Per Kick	61.7	58.9
Net kick average	40.4	40.2
TIME OF POSSESSION/Game	26:28	33:25
3RD-DOWN Conversions	40/99	41/107
3rd-Down Pct	40%	38%
4TH-DOWN Conversions	10/15	6/10
4th-Down Pct	67%	60%
SACKS BY-Yards	30-176	20-146
MISC YARDS	0	0
TOUCHDOWNS SCORED	35	26
FIELD GOALS-ATTEMPTS	11-12	5-9
ON-SIDE KICKS	0-0	0-1
RED-ZONE SCORES	(31-35) 89%	(17-23) 74%
RED-ZONE TOUCHDOWNS	(21-35) 60%	(13-23) 57%
PAT-ATTEMPTS	(33-34) 97%	(24-25) 96%
ATTENDANCE	265161	68799
Games/Avg Per Game	5/53032	2/34400
Neutral Site Games		0/0

SCORE BY QUARTERS	1ST	2ND	3RD	4TH	OT	TOTAL
Oklahoma State	65	82	58	71	0	276
Opponents	23	68	65	43	0	199

RUSHING

	GP	Att	Gain	Loss	Net	Avg	TD	Long	Avg/G
Hill, Justice	7	112	717	33	684	6.1	7	92	97.7
Cornelius, Taylor	7	59	340	150	190	3.2	4	48	27.1
Hubbard, Chuba	7	26	190	6	184	7.1	2	27	26.3
King, J.D.	7	33	145	10	135	4.1	0	21	19.3
Brown, LD	4	10	124	0	124	12.4	1	77	31.0
Wudtee, Keondre	2	12	89	8	81	6.8	0	30	40.5
Haymaker, Ryan	2	15	38	1	37	2.5	0	10	18.5
Wolf, Landon	7	1	6	0	6	6.0	0	6	0.9
McCleskey,Jalen	4	1	5	0	5	5.0	1	5	1.2
Johnson, Tyron	7	1	1	0	1	1.0	1	1	0.1
Sinor, Zach	4	1	0	7	-7	-7.0	0	0	-1.8
Hockett, Matt	7	1	0	9	-9	-9.0	0	0	-1.3
TEAM	5	5	0	23	-23	-4.6	0	0	-4.6
Total.....	7	277	1655	247	1408	5.1	16	92	201.1
Opponents.....	7	276	1256	258	998	3.6	11	60	142.6

PASSING

	G	Effic	Cmp-Att-Int	Pct	Yds	TD	Lng	Avg/G
Cornelius, Taylor	7	149.77	134-227-8	59.0	2014	16	64	287.7
Wudtee, Keondre	2	149.68	2-5-0	40.0	26	1	25	13.0
Stoner, Dillon	6	125.20	1-1-0	100.0	3	0	3	0.5
Total.....	7	149.66	137-233-8	58.8	2043	17	64	291.9
Opponents.....	7	142.29	156-243-4	64.2	1765	15	60	252.1

RECEIVING

	G	No.	Yds	Avg	TD	Long	Avg/G
Wallace, Tylan	7	40	718	18.0	4	56	102.6
Johnson, Tyron	7	20	399	20.0	3	64	57.0
Wolf, Landon	7	16	220	13.8	2	42	31.4
Stoner, Dillon	6	16	215	13.4	1	32	35.8
McCleskey,Jalen	4	15	155	10.3	2	29	38.8
Hill, Justice	7	8	42	5.2	0	22	6.0
Hubbard, Chuba	7	7	100	14.3	1	54	14.3
King, J.D.	7	6	92	15.3	2	25	13.1
Woods, Jelani	7	5	89	17.8	1	32	12.7
Brown, LD	4	1	5	5.0	0	5	1.2
Finefuiaki, Sione	7	1	3	3.0	1	3	0.4
Cornelius, Taylor	7	1	3	3.0	0	3	0.4
Wallace, Tracin	2	1	1	1.0	0	1	0.5
Johnson,Braydon	6	0	1	0.0	0	0	0.2
Total.....	7	137	2043	14.9	17	64	291.9
Opponents.....	7	156	1765	11.3	15	60	252.1

TOTAL OFFENSE

	G	Plays	Rush	Pass	Total	Avg/G
Cornelius, Taylor	7	286	190	2014	2204	314.9
Hill, Justice	7	112	684	0	684	97.7
Hubbard, Chuba	7	26	184	0	184	26.3
King, J.D.	7	33	135	0	135	19.3
Brown, LD	4	10	124	0	124	31.0
Wudtee, Keondre	2	17	81	26	107	53.5
Haymaker, Ryan	2	15	37	0	37	18.5
Wolf, Landon	7	1	6	0	6	0.9
McCleskey,Jalen	4	1	5	0	5	1.2
Stoner, Dillon	6	1	0	3	3	0.5
Johnson, Tyron	7	1	1	0	1	0.1
Sinor, Zach	4	1	-7	0	-7	-1.8
Hockett, Matt	7	1	-9	0	-9	-1.3
TEAM	5	5	-23	0	-23	-4.6
Total.....	7	510	1408	2043	3451	493.0
Opponents.....	7	519	998	1765	2763	394.7



OKLAHOMA STATE STATISTICS

SCORING

	----- PATs -----								Points
	TD	FGs	Kick	Rush	Rcv	Pass	DXP	Saf	
Ammendola, Matt	0	11-12	33-34	0-0	0	0-0	0	0	66
Hill, Justice	7	0-0	0-0	0-0	0	0-0	0	0	42
Wallace, Tylan	4	0-0	0-0	0-0	0	0-0	0	0	24
Johnson, Tyron	4	0-0	0-0	0-0	0	0-0	0	0	24
Cornelius, Taylor	4	0-0	0-0	0-0	0	0-1	0	0	24
McCleskey,Jalen	3	0-0	0-0	0-0	0	0-0	0	0	18
Hubbard, Chuba	3	0-0	0-0	0-0	0	0-0	0	0	18
Wolf, Landon	2	0-0	0-0	0-0	0	0-0	0	0	12
King, J.D.	2	0-0	0-0	0-0	0	0-0	0	0	12
Harper, Devin	1	0-0	0-0	0-0	0	0-0	0	0	6
Green, Za'Carrius	1	0-0	0-0	0-0	0	0-0	0	0	6
Finefeuiaki, Sione	1	0-0	0-0	0-0	0	0-0	0	0	6
Brown, LD	1	0-0	0-0	0-0	0	0-0	0	0	6
Stoner, Dillon	1	0-0	0-0	0-0	0	0-0	0	0	6
Woods, Jelani	1	0-0	0-0	0-0	0	0-0	0	0	6
Total.....	35	11-12	33-34	0-0	0	0-1	0	0	276
Opponents.....	26	5-9	24-25	0-0	1	1-1	0	1	199

PUNT RETURNS

	No.	Yds	Avg	TD	Long
Stoner, Dillon	6	46	7.7	0	14
Wallace, Tylan	3	22	7.3	0	19
Wolf, Landon	3	2	0.7	0	10
Bernard,Jarrick	1	14	14.0	0	0
Ogbongbemiga, Amen	1	10	10.0	0	0
Green, Za'Carrius	0	13	0.0	1	13
Total.....	14	107	7.6	1	19
Opponents.....	11	43	3.9	0	16

INTERCEPTIONS

	No.	Yds	Avg	TD	Long
Bernard,Jarrick	1	15	15.0	0	15
Williams, Rodarius	1	0	0.0	0	0
Harper, Devin	1	24	24.0	1	24
Green, A.J.	1	0	0.0	0	0
Total.....	4	39	9.8	1	24
Opponents.....	8	50	6.2	0	30

KICK RETURNS

	No.	Yds	Avg	TD	Long
Hubbard, Chuba	15	330	22.0	0	42
Finefeuiaki, Sione	2	21	10.5	0	12
Brown, LD	1	15	15.0	0	15
Total.....	18	366	20.3	0	42
Opponents.....	13	276	21.2	0	36

FUMBLE RETURNS

	No.	Yds	Avg	TD	Long
Total.....	0	0	0.0	0	0
Opponents.....	1	3	3.0	0	3

ALL-PURPOSE

	G	Rush	Rec	PR	KOR	IR	Tot	Avg/G
Wallace, Tylan	7	0	718	22	0	0	740	105.7
Hill, Justice	7	684	42	0	0	0	726	103.7
Hubbard, Chuba	7	184	100	0	330	0	614	87.7
Johnson, Tyron	7	1	399	0	0	0	400	57.1
Stoner, Dillon	6	0	215	46	0	0	261	43.5
Wolf, Landon	7	6	220	2	0	0	228	32.6
King, J.D.	7	135	92	0	0	0	227	32.4
Cornelius, Taylor	7	190	3	0	0	0	193	27.6
McCleskey,Jalen	4	5	155	0	0	0	160	40.0
Brown, LD	4	124	5	0	15	0	144	36.0
Woods, Jelani	7	0	89	0	0	0	89	12.7
Wudtee, Keondre	2	81	0	0	0	0	81	40.5
Haymaker, Ryan	2	37	0	0	0	0	37	18.5
Bernard,Jarrick	7	0	0	14	0	15	29	4.1
Harper, Devin	7	0	0	0	0	24	24	3.4
Finefeuiaki, Sione	7	0	3	0	21	0	24	3.4
Green, Za'Carrius	7	0	0	13	0	0	13	1.9
Ogbongbemiga, Amen	7	0	0	10	0	0	10	1.4
Wallace, Tracin	2	0	1	0	0	0	1	0.5
Johnson,Braydon	6	0	1	0	0	0	1	0.2
Sinor, Zach	4	-7	0	0	0	0	-7	-1.8
Hockett, Matt	7	-9	0	0	0	0	-9	-1.3
TEAM	5	-23	0	0	0	0	-23	-4.6
Total.....	7	1408	2043	107	366	39	3963	566.1
Opponents.....	7	998	1765	43	276	50	3132	447.4

FIELD GOALS

	FGM-FGA	Pct	01-19	20-29	30-39	40-49	50-99	Lg	Blk
Ammendola, Matt	11-12	91.7	0-0	5-5	3-4	3-3	0-0	48	0

FIELD GOAL SEQUENCE

	Oklahoma State	OPPONENTS
Missouri State	(20)	(40)
South Alabama	(45),(37)	-
Boise State	(22),(48),(23)	26
Texas Tech	(39),36	(31),(32),37
Kansas	(33),(29)	52
Iowa State	-	(22)
Kansas State	(48),(22)	51,(31)

Numbers in (parentheses) indicate field goal was made.

PUNTING

	No.	Yds	Avg	Long	TB	FC	I20	50+	Blkd
Sinor, Zach	19	836	44.0	67	1	5	4	2	0
Hockett, Matt	7	281	40.1	47	1	1	1	0	0
McClure, Jake	2	106	53.0	54	0	0	1	2	0
TEAM	1	37	37.0	37	0	0	1	0	1
Total.....	29	1260	43.4	67	2	6	7	4	1
Opponents.....	42	1664	39.6	63	1	10	11	5	2

KICKOFFS

	No.	Yds	Avg	TB	OB	Retn	Net	YdLn
McClure, Jake	54	3330	61.7	35	4			
Total.....	54	3330	61.7	35	4	276	40.4	24
Opponents.....	37	2180	58.9	13	2	366	40.2	24



OKLAHOMA STATE STATISTICS

DEFENSIVE STATS

		-----Tackles-----				-Sacks-		---Pass Def---			-Fumbles-		Blkd	
	GP	Solo	Ast	Total	TFL/Yds	No-Yards	Int-Yds	BrUp	QBH	Rcv-Yds	FF	Kick	Saf	
19	Phillips,Justin	7	37	16	53	6.5-16	1.0-7	.	2	2	1-0	1	.	
1X	Bundage, Calvin	6	29	15	44	7.0-18	1.5-5	.	.	2	.	.	.	
3	Edison-McGruder, K.	7	26	10	36	4.5-10	.	.	1	.	1-0	1	.	
20	Rodriguez, Malcolm	7	18	16	34	1.0-4	
24	Bernard,Jarrick	7	26	5	31	2.5-19	2.0-18	1-15	.	1	.	1	1	
8	Williams, Rodarius	7	26	5	31	1.0-1	.	1-0	7	
16	Harper, Devin	7	19	8	27	2.0-14	1.5-12	1-24	1	2	.	1	.	
94	Brailford, Jordan	7	20	6	26	12.5-56	8.0-46	.	1	4	.	1	.	
31	Peel, Kolby	7	19	5	24	2.5-3	1.0-1	.	2	
4	Green, A.J.	7	17	6	23	.	.	1-0	2	
93	Owens, Jarrell	7	15	4	19	5.5-20	4.0-17	.	.	1	.	1	.	
99	Carter, Trey	7	11	6	17	2.0-17	2.0-17	.	.	1	.	.	.	
28	Mwaniki, Thabo	7	11	6	17	1.0-6	.	.	1	1	.	.	.	
5F	Smith, Enoch	7	7	3	10	1.5-4	.	.	.	2	1-0	.	.	
91	Scott, Mike	7	8	.	8	3.0-20	3.0-20	.	.	2	.	.	.	
79	Daniels,Darrion	4	4	3	7	1.0-11	1.0-11	
18	Green, Za'Carrius	7	6	1	7	1-0	.	.	
92	Murray, Cameron	7	3	3	6	0.5-5	0.5-5	
11	Ogbongbemiga, Amen	7	3	3	6	2.0-9	0.5-6	.	.	.	1-0	.	1	
98	Evers, Brendon	7	6	.	6	
40	Martin, Brock	7	5	.	5	1.0-3	1.0-3	
5X	Siverand, Kemah	7	4	1	5	.	.	.	1	
38	Redwine-Bryant, P.	7	1	3	4	
88	Wolf, Landon	7	2	1	3	
39	McClure, Jake	7	3	.	3	
82	Walterscheid, Cole	7	2	1	3	2.0-7	2.0-7	
1D	Balous, Bryce	7	.	2	2	
7	Brown, LD	4	1	1	2	
2X	McCalister, Tanner	6	2	.	2	
13	Johnson, Tyron	7	1	.	1	
86	Grant, Triston	2	1	.	1	1.0-1	1.0-1	
3B	Givens, Malik	7	1	.	1	
17	Stoner, Dillon	6	1	.	1	
1	McCleskey,Jalen	4	1	.	1	
33	Henry, Kevin	5	.	1	1	
14	Cornelius, Taylor	7	.	1	1	
Total.....		7	336	132	468	60-244	30-176	4-39	18	18	5-0	6	2	
Opponents.....		7	329	122	451	55.0-230	20-146	8-50	20	15	4-3	3	1	



OKLAHOMA STATE STATISTICS

INDIVIDUAL GAME-BY-GAME PASSING

	Att	Comp	Int	Pct	Yards	TD	Long	Sack	Yds	Effic
#14 Cornelius, T.										
Missouri State	35	25	1	71.4	300	5	54	1	7	184.9
South Alabama	40	25	2	62.5	428	1	60	3	32	150.6
Boise State	26	15	0	57.7	243	1	43	3	19	148.9
Texas Tech	38	18	1	47.4	258	1	31	2	16	107.8
Kansas	20	15	1	75.0	312	4	64	0	0	262.0
Iowa State	33	19	1	57.6	289	4	42	7	45	165.1
Kansas State	35	17	2	48.6	184	0	45	2	19	81.3
TOTALS	227	134	8	59.0	2014	16	64	18	138	149.8
#1A Wudtee, Keondre										
Missouri State	3	1	0	33.3	1	0	1	1	6	36.1
South Alabama	2	1	0	50.0	25	1	25	1	2	320.0
TOTALS	5	2	0	40.0	26	1	25	2	8	149.7
#17 Stoner, Dillon										
Boise State	1	1	0	100.0	3	0	3	0	0	125.2
TOTALS	1	1	0	100.0	3	0	3	0	0	125.2

INDIVIDUAL GAME-BY-GAME RUSHING

	No-Yds/TD	MSU	USA	BSU	TTU	KU	ISU	KSU	UT	BU	OU	WVU	TCU
Hill, Justice RB	112-684/7	10-122/1	9-32/2	15-123/1	12-111/1	31-189/1	24-66/1	11-41/0					
Cornelius, T. QB	59-190/4	4-27/0	5-3/0	16-41/2	4-0/0	5-18/0	14-46/1	11-55/1					
Hubbard, Chuba RB	26-184/2	7-42/0	6-46/1	1-2/0	4-13/0	5-57/1	2-22/0	1-6/0					
King, J.D. RB	33-135/0	8-52/0	9-32/0	5-16/0	3-8/0	3-2/0	-	5-25/0					
Brown, LD RB	10-124/1	9-110/1	1-14/0	DNP	DNP	DNP	-	-					
Wudtee, Keondre QB	12-81/0	5-47/0	7-34/0	DNP	DNP	DNP	DNP	DNP					
Haymaker, Ryan RB	15-37/0	10-26/0	5-11/0	DNP	DNP	DNP	DNP	DNP					
Wolf, Landon WR	1-6/0	-	-	-	-	-	1-6/0	-					
McCleskey, Jalen WR	1-5/1	1-5/1	-	-	-	DNP	DNP	DNP					
Johnson, Tyron WR	1-1/1	-	1-1/1	-	-	-	-	-					
Sinor, Zach P	1--7/0	DNP	DNP	DNP	-	-	1--7/0	-					
Hockett, Matt P	1--9/0	-	1--9/0	-	-	-	-	-					
TEAM	5--23/0	DNP	DNP	1--2/0	1--4/0	2--10/0	1--7/0	-					

INDIVIDUAL GAME-BY-GAME RECEIVING

	No-Yds/TD	MSU	USA	BSU	TTU	KU	ISU	KSU	UT	BU	OU	WVU	TCU
Wallace, Tylan WR	40-718/4	4-48/1	10-166/1	5-105/0	7-123/0	4-104/1	5-82/1	5-90/0					
Johnson, Tyron WR	20-399/3	2-13/0	5-137/0	1-35/0	2-21/0	3-86/2	4-79/1	3-28/0					
Wolf, Landon WR	16-220/2	2-24/0	2-17/0	-	-	6-116/1	6-63/1	-					
Stoner, Dillon WR	16-215/1	4-29/0	4-54/0	5-68/1	1-22/0	DNP	1-31/0	1-11/0					
McCleskey, Jalen WR	15-155/2	6-66/2	2-11/0	3-26/0	4-52/0	DNP	DNP	DNP					
Hubbard, Chuba RB	7-100/1	3-65/1	-	-	-	-	-	4-35/0					
King, J.D. RB	6-92/2	1-25/0	1-25/1	1-9/0	1-23/1	-	-	2-10/0					
Woods, Jelani	5-89/1	-	1-32/0	-	1-19/0	1-5/0	2-33/1	-					
Hill, Justice RB	8-42/0	1-22/0	1-11/0	-	2--2/0	1-0/0	1-1/0	2-10/0					
Brown, LD RB	1-5/0	1-5/0	-	DNP	DNP	DNP	-	-					
Cornelius, T. QB	1-3/0	-	-	1-3/0	-	-	-	-					
Finefeuiaki, S.	1-3/1	1-3/1	-	-	-	-	-	-					
Wallace, Tracin WR	1-1/0	1-1/0	-	DNP	DNP	DNP	DNP	DNP					



OKLAHOMA STATE STATISTICS

INDIVIDUAL GAME-BY-GAME TACKLES

	UA-A	TOT	MSU	USA	BSU	TTU	KU	ISU	KSU	UT	BU	OU	WVU	TCU
Phillips,Justin LB	37-16	53	3-2	2-1	5-3	5-3	10-2	5-1	7-4					
Bundage, Calvin LB	29-15	44	6-1	5-2	6-6	4-0	DNP	3-1	5-5					
Edison-McGruder	26-10	36	2-1	2-0	4-3	6-0	6-2	3-2	3-2					
Rodriguez, M.	18-16	34	0-2	2-2	5-6	3-3	-	5-1	3-2					
Williams, R. CB	26-5	31	3-0	2-1	6-1	5-1	-	5-1	5-1					
Bernard,Jarrick	26-5	31	-	1-1	1-1	13-1	4-1	2-1	5-0					
Harper, Devin LB	19-8	27	2-1	1-4	4-2	1-0	8-1	2-0	1-0					
Brailford, J. DE	20-6	26	2-0	2-0	3-2	1-0	7-1	3-1	2-2					
Peel, Kolby	19-5	24	1-0	5-0	2-1	3-1	2-0	5-2	1-1					
Green, A.J. CB	17-6	23	-	3-2	3-1	5-1	2-1	0-1	4-0					
Owens, Jarrell DE	15-4	19	3-1	0-2	3-0	1-0	2-0	5-1	1-0					
Mwaniki, Thabo	11-6	17	3-1	2-0	1-3	4-1	1-0	0-1	-					
Carter, Trey DT	11-6	17	3-0	1-1	0-1	2-0	1-0	1-1	3-3					
Smith, Enoch DT	7-3	10	-	2-1	1-1	1-0	1-0	1-0	1-1					
Scott, Mike DE	8-0	8	1-0	1-0	-	3-0	2-0	1-0	-					
Green, Z.	6-1	7	2-0	2-1	-	2-0	-	-	-					
Daniels,Darrion DT	4-3	7	1-0	1-2	1-0	1-1	DNP	DNP	DNP					
Evers, Brendon DT	6-0	6	1-0	2-0	-	1-0	1-0	1-0	-					
Ogbongbemiga,A. LB	3-3	6	2-1	0-2	1-0	-	-	-	-					
Murray, Cameron DT	3-3	6	-	2-2	0-1	1-0	-	-	-					
Siverand, Kemah CB	4-1	5	-	1-1	-	-	-	2-0	1-0					
Martin, Brock DE	5-0	5	1-0	1-0	-	2-0	-	-	1-0					
Redwine-Bryant LB	1-3	4	-	0-2	1-1	-	-	-	-					
Walterscheid,C. DE	2-1	3	-	-	-	-	-	1-0	1-1					
McClure, Jake	3-0	3	-	1-0	-	-	1-0	1-0	-					
Wolf, Landon	2-1	3	0-1	-	-	1-0	1-0	-	-					
Balous, Bryce CB	0-2	2	0-1	-	0-1	-	-	-	-					
Brown, LD	1-1	2	-	0-1	DNP	DNP	DNP	-	1-0					
McCalister, T. CB	2-0	2	DNP	-	-	1-0	-	1-0	-					
Givens, Malik S	1-0	1	1-0	-	-	-	-	-	-					
Johnson, Tyron	1-0	1	-	1-0	-	-	-	-	-					
Henry, Kevin LB	0-1	1	-	0-1	DNP	DNP	-	-	-					
McCleskey,Jalen	1-0	1	1-0	-	-	-	DNP	DNP	DNP					
Grant, Triston DE	1-0	1	1-0	-	DNP	DNP	DNP	DNP	DNP					
Stoner, Dillon	1-0	1	-	-	-	-	DNP	-	1-0					
Cornelius, T.	0-1	1	-	0-1	-	-	-	-	-					

INDIVIDUAL GAME-BY-GAME SACKS

	UA-A	TOT	MSU	USA	BSU	TTU	KU	ISU	KSU	UT	BU	OU	WVU	TCU
Brailford, J. DE	8-0	8.0	1.0-6	1.0-8	2.0-12	-	3.0-16	1.0-4	-					
Owens, Jarrell DE	4-0	4.0	1.0-1	-	2.0-15	-	-	1.0-1	-					
Scott, Mike DE	3-0	3.0	-	-	-	2.0-16	1.0-4	-	-					
Carter, Trey DT	2-0	2.0	1.0-7	-	-	-	-	1.0-10	-					
Bernard,Jarrick	2-0	2.0	-	-	1.0-7	-	-	-	1.0-11					
Walterscheid,C. DE	2-0	2.0	-	-	-	-	-	1.0-1	1.0-6					
Harper, Devin LB	1-1	1.5	-	-	1.5-12	-	-	-	-					
Bundage, Calvin LB	1-1	1.5	1.0-2	-	0.5-3	-	DNP	-	-					
Phillips,Justin LB	1-0	1.0	-	-	-	-	1.0-7	-	-					
Peel, Kolby	1-0	1.0	-	1.0-1	-	-	-	-	-					
Martin, Brock DE	1-0	1.0	-	1.0-3	-	-	-	-	-					
Daniels,Darrion DT	1-0	1.0	-	-	-	1.0-11	DNP	DNP	DNP					
Grant, Triston DE	1-0	1.0	1.0-1	-	DNP	DNP	DNP	DNP	DNP					
Ogbongbemiga,A. LB	0-1	0.5	-	0.5-6	-	-	-	-	-					
Murray, Cameron DT	0-1	0.5	-	0.5-5	-	-	-	-	-					

INDIVIDUAL GAME-BY-GAME TACKLES FOR LOSS

	UA-A	TOT	MSU	USA	BSU	TTU	KU	ISU	KSU	UT	BU	OU	WVU	TCU
Brailford, J. DE	12-1	12.5	2.0-7	1.0-8	2.5-13	-	5.0-19	1.0-4	1.0-5					
Bundage, Calvin LB	6-2	7.0	1.0-2	1.5-3	1.5-5	2.0-5	DNP	1.0-3	-					
Phillips,Justin LB	6-1	6.5	3.0-4	0.5-0	-	1.0-2	2.0-10	-	-					
Owens, Jarrell DE	5-1	5.5	1.0-1	0.5-1	2.0-15	-	-	2.0-3	-					
Edison-McGruder	4-1	4.5	-	1.0-4	1.0-1	-	1.0-2	1.5-3	-					
Scott, Mike DE	3-0	3.0	-	-	-	2.0-16	1.0-4	-	-					
Bernard,Jarrick	2-1	2.5	-	0.5-1	1.0-7	-	-	-	1.0-11					
Peel, Kolby	2-1	2.5	-	1.0-1	-	-	-	0.5-0	1.0-2					
Walterscheid,C. DE	2-0	2.0	-	-	-	-	-	1.0-1	1.0-6					
Carter, Trey DT	2-0	2.0	1.0-7	-	-	-	-	1.0-10	-					
Ogbongbemiga,A. LB	1-2	2.0	1.0-2	1.0-7	-	-	-	-	-					
Harper, Devin LB	1-2	2.0	-	0.5-2	1.5-12	-	-	-	-					
Smith, Enoch DT	1-1	1.5	-	1.0-3	0.5-1	-	-	-	-					
Martin, Brock DE	1-0	1.0	-	1.0-3	-	-	-	-	-					
Rodriguez, M.	1-0	1.0	-	1.0-4	-	-	-	-	-					
Daniels,Darrion DT	1-0	1.0	-	-	-	1.0-11	DNP	DNP	DNP					
Mwaniki, Thabo	1-0	1.0	1.0-6	-	-	-	-	-	-					
Williams, R. CB	1-0	1.0	-	-	-	-	-	-	1.0-1					
Grant, Triston DE	1-0	1.0	1.0-1	-	DNP	DNP	DNP	DNP	DNP					
Murray, Cameron DT	0-1	0.5	-	0.5-5	-	-	-	-	-					



OKLAHOMA STATE STATISTICS

INDIVIDUAL GAME-BY-GAME FUMBLES

	No-Lost	MSU	USA	BSU	TTU	KU	ISU	KSU	UT	BU	OU	WVU	TCU
Wallace, Tylan WR	2-2	1-1	-	-	1-1	-	-	-	-	-	-	-	-
TEAM	2-0	DNP	DNP	-	1-0	-	1-0	-	-	-	-	-	-
Cornelius, T. QB	2-1	-	-	-	1-0	-	1-1	-	-	-	-	-	-
Sinor, Zach P	1-0	DNP	DNP	DNP	-	-	1-0	-	-	-	-	-	-
Wolf, Landon WR	1-0	1-0	-	-	-	-	-	-	-	-	-	-	-
Hockett, Matt P	1-1	-	1-1	-	-	-	-	-	-	-	-	-	-

INDIVIDUAL GAME-BY-GAME FUMBLES FORCED

	Number	MSU	USA	BSU	TTU	KU	ISU	KSU	UT	BU	OU	WVU	TCU
Owens, Jarrell	1	-	-	1	-	-	-	-	-	-	-	-	-
Harper, Devin	1	-	-	1	-	-	-	-	-	-	-	-	-
Edison-McGruder	1	1	-	-	-	-	-	-	-	-	-	-	-
Bernard,Jarrick	1	-	-	1	-	-	-	-	-	-	-	-	-
Phillips,Justin	1	-	-	-	-	1	-	-	-	-	-	-	-
Brailford, J.	1	-	-	1	-	-	-	-	-	-	-	-	-

INDIVIDUAL GAME-BY-GAME FUMBLES RECOVERED

	Number	MSU	USA	BSU	TTU	KU	ISU	KSU	UT	BU	OU	WVU	TCU
Ogbongbemiga,A.	1	-	-	-	-	-	1	-	-	-	-	-	-
Smith, Enoch	1	-	-	1	-	-	-	-	-	-	-	-	-
Phillips,Justin	1	-	-	-	-	1	-	-	-	-	-	-	-
Green, Z.	1	1	-	-	-	-	-	-	-	-	-	-	-
Edison-McGruder	1	1	-	-	-	-	-	-	-	-	-	-	-

INDIVIDUAL GAME-BY-GAME PUNT RETURNS

	No-Yds	MSU	USA	BSU	TTU	KU	ISU	KSU	UT	BU	OU	WVU	TCU
Stoner, Dillon	6-46	2-7	2-25	-	-	DNP	-	2-14	-	-	-	-	-
Wallace, Tylan	3-22	-	-	-	1-2	1-19	1-1	-	-	-	-	-	-
Bernard,Jarrick	1-14	-	-	1-14	-	-	-	-	-	-	-	-	-
Ogbongbemiga,A.	1-10	-	-	1-10	-	-	-	-	-	-	-	-	-
Wolf, Landon	3-2	2-8	-	-	-	1-10	-	-	-	-	-	-	-

INDIVIDUAL GAME-BY-GAME KICK RETURNS

	No-Yds	MSU	USA	BSU	TTU	KU	ISU	KSU	UT	BU	OU	WVU	TCU
Hubbard, Chuba	15-330	1-42	2-37	1-32	2-28	1-9	4-102	4-80	-	-	-	-	-
Finefeuiaki, S.	2-21	-	-	-	-	-	1-12	1-9	-	-	-	-	-
Brown, LD	1-15	-	1-15	DNP	DNP	DNP	-	-	-	-	-	-	-

INDIVIDUAL GAME-BY-GAME INTERCEPTION RETURNS

	No-Yds	MSU	USA	BSU	TTU	KU	ISU	KSU	UT	BU	OU	WVU	TCU
Green, A.J.	1-0	-	-	-	1-0	-	-	-	-	-	-	-	-
Williams, R.	1-0	-	-	-	-	-	1-0	-	-	-	-	-	-
Bernard,Jarrick	1-15	-	-	-	1-15	-	-	-	-	-	-	-	-
Harper, Devin	1-24	-	1-24	-	-	-	-	-	-	-	-	-	-

INDIVIDUAL GAME-BY-GAME FUMBLE RETURNS

	No-Yds	MSU	USA	BSU	TTU	KU	ISU	KSU	UT	BU	OU	WVU	TCU
	0-0	-	-	-	-	-	-	-	-	-	-	-	-

INDIVIDUAL GAME-BY-GAME ALL-PURPOSE YARDS

	TOTAL	MSU	USA	BSU	TTU	KU	ISU	KSU	UT	BU	OU	WVU	TCU
Wallace, Tylan	740	48	166	105	125	123	83	90	-	-	-	-	-
Hill, Justice	726	144	43	123	109	189	67	51	-	-	-	-	-
Hubbard, Chuba	614	149	83	30	41	66	124	121	-	-	-	-	-
Johnson, Tyron	400	13	138	35	21	86	79	28	-	-	-	-	-
Stoner, Dillon	261	36	79	68	22	DNP	31	25	-	-	-	-	-
Wolf, Landon	228	16	17	-	-	126	69	-	-	-	-	-	-
King, J.D.	227	77	57	25	31	2	-	35	-	-	-	-	-
Cornelius, T.	193	27	3	44	-	18	46	55	-	-	-	-	-
McCleskey,Jalen	160	71	11	26	52	DNP	DNP	DNP	-	-	-	-	-
Brown, LD	144	115	29	DNP	DNP	DNP	-	-	-	-	-	-	-
Woods, Jelani	89	-	32	-	19	5	33	-	-	-	-	-	-
Wudtee, Keondre	81	47	34	DNP	DNP	DNP	DNP	DNP	-	-	-	-	-
Haymaker, Ryan	37	26	11	DNP	DNP	DNP	DNP	DNP	-	-	-	-	-
Bernard,Jarrick	29	-	-	14	15	-	-	-	-	-	-	-	-
Finefeuiaki, S.	24	3	-	-	-	-	12	9	-	-	-	-	-
Harper, Devin	24	-	24	-	-	-	-	-	-	-	-	-	-
Green, Z.	13	-	-	13	-	-	-	-	-	-	-	-	-
Ogbongbemiga,A.	10	-	-	10	-	-	-	-	-	-	-	-	-
Johnson,Braydon	1	-	-	-	-	1	-	DNP	-	-	-	-	-
Wallace, Tracin	1	1	-	DNP	DNP	DNP	DNP	DNP	-	-	-	-	-
Sinor, Zach	-7	DNP	DNP	DNP	-	-	-7	-	-	-	-	-	-
Hockett, Matt	-9	-	-9	-	-	-	-	-	-	-	-	-	-
TEAM	-23	-	-	-2	-4	-10	-7	-	-	-	-	-	-



OKLAHOMA STATE STATISTICS

GAME-BY-GAME TEAM COMPARISON

	First Downs					Rushing	Passing			Total Offense	Return	Turn-
MISSOURI STATE	58-17	33/13	15/4	15/8	3/1	54-431/37-110	26-38-1/11-28-0	301/150	92-732/65-260	41/3	2/2	
SOUTH ALABAMA	55-13	32/15	7/5	21/5	4/5	44-164/37-78	26-42-2/17-34-1	453/136	86-617/71-214	101/110	3/1	
BOISE STATE	44-21	19/23	10/2	9/21	0/0	38-176/31-34	16-27-0/39-56-0	246/380	65-422/87-414	69/74	0/1	
TEXAS TECH	17-41	18/35	6/11	12/20	0/4	24-128/46-224	18-38-1/35-46-2	258/397	62-386/92-621	45/2	2/2	
Kansas	48-28	25/18	14/5	10/11	1/2	46-256/32-121	15-20-1/24-32-0	312/247	66-568/64-368	38/53	1/1	
IOWA STATE	42-48	22/21	8/7	13/11	1/3	43-126/38-140	19-33-1/19-25-1	289/325	76-415/63-465	115/42	2/2	
Kansas State	12-31	15/23	6/13	8/7	1/3	28-127/55-291	17-35-2/11-22-0	184/130	63-311/77-421	103/88	2/0	
Totals	276-199	164/148	66/47	88/83	10/18	277-1408/276-998	137-233-8/156-243-4	2043/1765	510-3451/519-2763	512/372	12/9	

Note: Game totals are displayed in the format TEAM/OPPONENT for each category

Opponent	3rd Down Conversions	4th Down Conversions	Time of Possession	TOP Margin	Avg Yds/Rush	Avg Yds/Pass	Avg Yds/Play	Punting Number-Avg	Penalties Number-Yards
MISSOURI STATE	11-18/5-16	2-3/0-0	29:36/30:24	-0:48	8.0/3.0	7.9/5.4	8.0/4.0	3-44.3/10-44.6	7-55/7-69
SOUTH ALABAMA	3-14/3-17	4-6/0-2	27:58/32:02	-4:04	3.7/2.1	10.8/4.0	7.2/3.0	3-47.7/10-39.7	9-112/12-85
BOISE STATE	7-13/11-22	0-0/3-4	25:26/34:34	-9:08	4.6/1.1	9.1/6.8	6.5/4.8	3-37.0/5-23.6	4-25/5-40
TEXAS TECH	3-13/9-14	0-1/0-0	18:43/41:17	-22:34	5.3/4.9	6.8/8.6	6.2/6.8	5-49.6/2-41.0	8-73/4-25
Kansas	4-11/3-13	1-1/1-2	31:20/28:40	2:40	5.6/3.8	15.6/7.7	8.6/5.8	4-46.2/6-41.0	8-92/4-43
IOWA STATE	7-15/3-11	1-2/1-1	30:08/29:05	1:03	2.9/3.7	8.8/13.0	5.5/7.4	6-45.2/6-41.0	9-87/5-36
Kansas State	5-15/7-14	2-2/1-1	22:08/37:52	-15:44	4.5/5.3	5.3/5.9	4.9/5.5	5-33.8/3-43.0	7-70/4-40
Totals	40-99/41-107	10-15/6-10	185:19/233:54	-48:35	5.1/3.6	8.8/7.3	6.8/5.3	29-43.4/42-39.6	514/338

Note: Game totals are displayed in the format TEAM/OPPONENT for each category

GAME-BY-GAME TEAM STATS

Date	Opponent	RUSHING				RECEIVING				PASSING				KICK RET				PUNT RET				tot off	
		No.	Yds	TD	Lg	No.	Yds	TD	Lg	Cmp	Att	Int	Yds	TD	Lg	No	Yds	TD	Lg	No	Yds		TD
Aug 30, 2018	MISSOURI STATE	54	431	3	92	26	301	5	54	26	38-1	301	5	54	1	42	0	42	4	-1	0	7	732
Sep 08, 2018	SOUTH ALABAMA	44	164	4	34	26	453	2	60	26	42-2	453	2	60	3	52	0	21	2	25	0	14	617
Sep 15, 2018	BOISE STATE	38	176	3	53	16	246	1	43	16	27-0	246	1	43	1	32	0	32	2	37	1	13	422
Sep 22, 2018	TEXAS TECH	24	128	1	37	18	258	1	31	18	38-1	258	1	31	2	28	0	15	1	2	0	0	386
Sep 29, 2018	at Kansas	46	256	2	27	15	312	4	64	15	20-1	312	4	64	1	9	0	9	2	29	0	19	568
Oct 06, 2018	IOWA STATE	43	126	2	48	19	289	4	42	19	33-1	289	4	42	5	114	0	33	1	1	0	1	415
Oct 13, 2018	at Kansas State	28	127	1	26	17	184	0	45	17	35-2	184	0	45	5	89	0	31	2	14	0	7	311
Totals		277	1408	16	92	137	2043	17	64	137	233-8	2043	17	64	18	366	0	42	14	107	1	19	3451
Opponent		276	998	11	60	156	1765	15	60	156	243-4	1765	15	60	13	276	0	36	11	43	0	16	2763

Date	Opponent	TACKLES				SACKS		FUMBLES		Pass	Blkd	Kicks-XPTS				Saf	Pts	
		Solo	Ast	Total	TFL-Yds	No-Yds	FF	FR-Yds	Int-Yds			QBH	Brk	Kick	Att-Mad			Run
Aug 30, 2018	MISSOURI STATE	39	12	51	11.0-30	5.0-17	1	2-0	0-0	8	6	0	8-7	0	0	0	0	58
Sep 08, 2018	SOUTH ALABAMA	42	30	72	11.0-42	4.0-23	0	0-0	1-24	0	4	0	7-7	0	0	0	0	55
Sep 15, 2018	BOISE STATE	47	34	81	10.0-54	7.0-49	4	1-0	0-0	2	2	2	5-5	0	0	0	0	44
Sep 22, 2018	TEXAS TECH	66	12	78	6.0-34	3.0-27	0	0-0	2-15	5	1	0	2-2	0	0	0	0	17
Sep 29, 2018	at Kansas	49	8	57	9.0-35	5.0-27	1	1-0	0-0	1	3	0	6-6	0	0	0	0	48
Oct 06, 2018	IOWA STATE	47	14	61	8.0-24	4.0-16	0	1-0	1-0	1	2	0	6-6	0	0	0	0	42
Oct 13, 2018	at Kansas State	46	22	68	5.0-25	2.0-17	0	0-0	0-0	1	0	0	0-0	0	0	0	0	12
Totals		336	132	468	60.0-244	30.0-176	6	5-0	4-39	18	18	2	34-33	0	0	0	0	276
Opponent		329	122	451	55.0-230	20.0-146	3	4-3	8-50	15	20	1	25-24	0	1	1	1	199

Date	Opponent	PUNTING										FIELD GOALS			KICKOFFS			
		No	Yds	Avg	Long	Blkd	TB	FC	50+	I20	Att-Made	Lg	Blkd	No	Yds	Avg	TB	OB
Aug 30, 2018	MISSOURI STATE	3	133	44.3	52	0	0	1	1	0	1-1	20	0	10	605	60.5	9	0
Sep 08, 2018	SOUTH ALABAMA	3	143	47.7	54	0	1	0	1	2	2-2	45	0	10	633	63.3	5	0
Sep 15, 2018	BOISE STATE	3	111	37.0	47	0	0	0	0	0	3-3	48	0	9	568	63.1	4	2
Sep 22, 2018	TEXAS TECH	5	248	49.6	67	0	0	2	1	1	2-1	39	0	4	260	65.0	4	0
Sep 29, 2018	at Kansas	4	185	46.2	49	0	1	2	0	3	2-2	33	0	9	541	60.1	6	1
Oct 06, 2018	IOWA STATE	6	271	45.2	55	0	0	1	1	0	0-0	0	0	8	477	59.6	5	1
Oct 13, 2018	at Kansas State	5	169	33.8	41	1	0	0	0	1	2-2	48	0	4	246	61.5	2	0
Totals		29	1260	43.4	67	1	2	6	4	7	12-11	48	0	54	3330	61.7	35	4
Opponent		42	1664	39.6	63	2	1	10	5	11	9-5	40	0	37	2180	58.9	13	2



OKLAHOMA STATE STATISTICS

GAME-BY-GAME OPPONENT TEAM STATS

Date	Opponent	-----RUSHING-----				-----RECEIVING-----				-----PASSING-----				-----KICK RET-----				-----PUNT RET-----				Tot. Off.
		No.	Yds	TD	Lg	No.	Yds	TD	Lg	Cmp-Att-Int	Yds	TD	Lg	No	Yds	TD	Lg	No	Yds	TD	Lg	
Aug 30, 2018	MISSOURI STATE	37	110	0	58	11	150	2	28	11-28-0	150	2	28	0	0	0	0	2	3	0	5	260
Sep 08, 2018	SOUTH ALABAMA	37	78	1	19	17	136	1	24	17-34-1	136	1	24	5	103	0	36	1	5	0	5	214
Sep 15, 2018	BOISE STATE	31	34	0	16	39	380	3	34	39-56-0	380	3	34	3	58	0	21	1	16	0	16	414
Sep 22, 2018	TEXAS TECH	46	224	3	27	35	397	2	32	35-46-2	397	2	32	0	0	0	0	1	2	0	2	621
Sep 29, 2018	at Kansas	32	121	1	60	24	247	3	31	24-32-0	247	3	31	1	32	0	32	0	0	0	0	368
Oct 06, 2018	IOWA STATE	38	140	2	29	19	325	4	60	19-25-1	325	4	60	2	30	0	30	4	12	0	11	465
Oct 13, 2018	at Kansas State	55	291	4	29	11	130	0	28	11-22-0	130	0	28	2	53	0	27	2	5	0	4	421
	Opponent totals	276	998	11	60	156	1765	15	60	156-243-4	1765	15	60	13	276	0	36	11	43	0	16	2763
	Oklahoma State	277	1408	16	92	137	2043	17	64	137-233-8	2043	17	64	18	366	0	42	14	107	1	19	3451

Date	Opponent	-----TACKLES-----				-SACKS-		-FUMBLE-		Int-Yds	QBH	Brk	Kick	-Kicks--XPTS-			Saf	Pts
		Solo	Ast	Total	TFL-Yds	No-Yds	FF	FR-Yds	Att-Mad					Run	Rcv			
Aug 30, 2018	MISSOURI STATE	59	20	79	7.0-20	2.0-13	1	1-0	1-0	0	2	0	2-2	0	0	0	0	17
Sep 08, 2018	SOUTH ALABAMA	58	20	78	11.0-54	4.0-34	1	1-3	2--1	1	3	0	2-1	0	0	0	0	13
Sep 15, 2018	BOISE STATE	42	14	56	6.0-28	3.0-19	0	0-0	0-0	2	3	0	3-3	0	0	0	0	21
Sep 22, 2018	TEXAS TECH	34	16	50	7.0-28	2.0-16	0	1-0	1-0	5	6	0	5-5	0	0	0	0	41
Sep 29, 2018	at Kansas	44	22	66	3.0-6	0.0-0	0	0-0	1-21	2	1	0	4-4	0	0	0	0	28
Oct 06, 2018	IOWA STATE	51	14	65	16.0-68	7.0-45	1	1-0	1-0	5	2	0	5-5	0	1	1	1	48
Oct 13, 2018	at Kansas State	41	16	57	5.0-26	2.0-19	0	0-0	2-30	0	3	1	4-4	0	0	0	0	31
	Opponent totals	329	122	451	55.0-230	20.0-146	3	4-3	8-50	15	20	1	25-24	0	1	1	1	199
	Oklahoma State	336	132	468	60.0-244	30.0-176	6	5-0	4-39	18	18	2	34-33	0	0	0	0	276

Date	Opponent	-----PUNTING-----									-----FIELD GOALS-----			-----KICKOFFS-----				
		No	Yds	Avg	Long	Blkd	TB	FC	50+	I20	Att-Made	Lg	Blkd	No	Yds	Avg	TB	OB
Aug 30, 2018	MISSOURI STATE	10	446	44.6	63	0	1	2	2	3	1-1	40	0	4	260	65.0	3	0
Sep 08, 2018	SOUTH ALABAMA	10	397	39.7	58	0	0	4	1	3	0-0	0	0	3	179	59.7	0	0
Sep 15, 2018	BOISE STATE	5	118	23.6	49	2	0	2	0	0	1-0	0	0	4	260	65.0	3	0
Sep 22, 2018	TEXAS TECH	2	82	41.0	45	0	0	0	0	1	3-2	32	0	8	467	58.4	3	1
Sep 29, 2018	at Kansas	6	246	41.0	46	0	0	1	0	0	1-0	0	0	4	229	57.2	2	0
Oct 06, 2018	IOWA STATE	6	246	41.0	51	0	0	0	1	4	1-1	22	0	8	468	58.5	2	1
Oct 13, 2018	at Kansas State	3	129	43.0	55	0	0	1	1	0	2-1	31	0	6	317	52.8	0	0
	Opponent totals	42	1664	39.6	63	2	1	10	5	11	9-5	40	0	37	2180	58.9	13	2
	Oklahoma State	29	1260	43.4	67	1	2	6	4	7	12-11	48	0	54	3330	61.7	35	4



OKLAHOMA STATE STATISTICS

INDIVIDUAL GAME HIGHS

Rushes	31	Hill, Justice at Kansas (Sep 29, 2018)
Yards Rushing	189	Hill, Justice at Kansas (Sep 29, 2018)
TD Rushes	2	Hill, Justice vs South Alabama (Sep 08, 2018) Cornelius, Taylor vs Boise State (Sep 15, 2018)
Long Rush	92	Hill, Justice vs Missouri State (Aug 30, 2018)
Pass attempts	40	Cornelius, Taylor vs South Alabama (Sep 08, 2018)
Pass completions	25	Cornelius, Taylor vs Missouri State (Aug 30, 2018) Cornelius, Taylor vs South Alabama (Sep 08, 2018)
Yards Passing	428	Cornelius, Taylor vs South Alabama (Sep 08, 2018)
TD Passes	5	Cornelius, Taylor vs Missouri State (Aug 30, 2018)
Long Pass	64	Cornelius, Taylor at Kansas (Sep 29, 2018)
Receptions	10	Wallace, Tylan vs South Alabama (Sep 08, 2018)
Yards Receiving	166	Wallace, Tylan vs South Alabama (Sep 08, 2018)
TD Receptions	2	McCleskey, Jalen vs Missouri State (Aug 30, 2018) Johnson, Tyron at Kansas (Sep 29, 2018)
Long Reception	64	Johnson, Tyron at Kansas (Sep 29, 2018)
Field Goals	3	Ammendola, Matt vs Boise State (Sep 15, 2018)
Long Field Goal	48	Ammendola, Matt vs Boise State (Sep 15, 2018) Ammendola, Matt at Kansas State (Oct 13, 2018)
Punts	6	Sinor, Zach vs Iowa State (Oct 06, 2018)
Punting Avg	54.0	McClure, Jake vs South Alabama (Sep 08, 2018)
Long Punt	67	Sinor, Zach vs Texas Tech (Sep 22, 2018)
Punts inside 20	3	Sinor, Zach at Kansas (Sep 29, 2018)
Long Punt Return	19	Wallace, Tylan at Kansas (Sep 29, 2018)
Long Kickoff Return	42	Hubbard, Chuba vs Missouri State (Aug 30, 2018)
Tackles	14	Bernard, Jarrick vs Texas Tech (Sep 22, 2018)
Sacks	3.0	Brailford, Jordan at Kansas (Sep 29, 2018)
Tackles For Loss	5.0	Brailford, Jordan at Kansas (Sep 29, 2018)
Interceptions	1	Harper, Devin vs South Alabama (Sep 08, 2018) Green, A.J. vs Texas Tech (Sep 22, 2018) Bernard, Jarrick vs Texas Tech (Sep 22, 2018) Williams, Rodarius vs Iowa State (Oct 06, 2018)

TEAM GAME HIGHS

Rushes	54	vs Missouri State (Aug 30, 2018)
Yards Rushing	431	vs Missouri State (Aug 30, 2018)
Yards Per Rush	8.0	vs Missouri State (Aug 30, 2018)
TD Rushes	4	vs South Alabama (Sep 08, 2018)
Pass attempts	42	vs South Alabama (Sep 08, 2018)
Pass completions	26	vs Missouri State (Aug 30, 2018) vs South Alabama (Sep 08, 2018)
Yards Passing	453	vs South Alabama (Sep 08, 2018)
Yards Per Pass	15.6	at Kansas (Sep 29, 2018)
TD Passes	5	vs Missouri State (Aug 30, 2018)
Total Plays	92	vs Missouri State (Aug 30, 2018)
Total Offense	732	vs Missouri State (Aug 30, 2018)
Yards Per Play	8.6	at Kansas (Sep 29, 2018)
Points	58	vs Missouri State (Aug 30, 2018)
Sacks By	7	vs Boise State (Sep 15, 2018)
First Downs	33	vs Missouri State (Aug 30, 2018)
Penalties	9	vs South Alabama (Sep 08, 2018) vs Iowa State (Oct 06, 2018)
Penalty Yards	112	vs South Alabama (Sep 08, 2018)
Turnovers	3	vs South Alabama (Sep 08, 2018)
Interceptions By	2	vs Texas Tech (Sep 22, 2018)
Punts	6	vs Iowa State (Oct 06, 2018)
Punting Avg	49.6	vs Texas Tech (Sep 22, 2018)
Long Punt	67	vs Texas Tech (Sep 22, 2018)
Punts inside 20	3	at Kansas (Sep 29, 2018)
Long Punt Return	19	at Kansas (Sep 29, 2018)

OPPONENT INDIVIDUAL GAME HIGHS

Rushes	34	Barnes, Alex, at Kansas State (Oct 13, 2018)
Yards Rushing	181	Barnes, Alex, at Kansas State (Oct 13, 2018)
TD Rushes	4	Barnes, Alex, at Kansas State (Oct 13, 2018) Williams, Pooka, at Kansas (Sep 29, 2018)
Long Rush	60	RYPIEN, Brett, vs Boise State (Sep 15, 2018)
Pass attempts	56	RYPIEN, Brett, vs Boise State (Sep 15, 2018)
Pass completions	39	RYPIEN, Brett, vs Boise State (Sep 15, 2018)
Yards Passing	397	Bowman, Alan, vs Texas Tech (Sep 22, 2018)
TD Passes	4	Purdy, Brock, vs Iowa State (Oct 06, 2018)
Long Pass	60	Purdy, Brock, vs Iowa State (Oct 06, 2018)
Receptions	10	Sims, Steven, at Kansas (Sep 29, 2018)
Yards Receiving	98	Wesley, Antoine, vs Texas Tech (Sep 22, 2018) Milton, Tarique, vs Iowa State (Oct 06, 2018)
TD Receptions	1	15 different players
Long Reception	60	Milton, Tarique, vs Iowa State (Oct 06, 2018)
Field Goals	2	Hatfield, C., vs Texas Tech (Sep 22, 2018)
Long Field Goal	40	Parker Lacina, vs Missouri State (Aug 30, 2018)
Punts	10	Brendan Withrow, vs Missouri State (Aug 30, 2018) Waitman, Corliss, vs South Alabama (Sep 08, 2018) Brendan Withrow, vs Missouri State (Aug 30, 2018)
Punting Avg	44.6	Brendan Withrow, vs Missouri State (Aug 30, 2018)
Long Punt	63	Dunn, Corey, vs Iowa State (Oct 06, 2018)
Punts inside 20	4	Sinor, Zach vs Texas Tech (Sep 22, 2018)
Long Punt Return	16	SHAKIR, Khalil, vs Boise State (Sep 15, 2018)
Long Kickoff Return	36	Minter, Tra, vs South Alabama (Sep 08, 2018)
Tackles	13	Dineen, Joe, at Kansas (Sep 29, 2018)
Sacks	2.0	Fisher, Strling, vs South Alabama (Sep 08, 2018)
Tackles For Loss	2.5	FRAZIER, Jabril, vs Boise State (Sep 15, 2018)
Interceptions	2	Brooks, Jordyn, vs Texas Tech (Sep 22, 2018) Shelley, Duke, at Kansas State (Oct 13, 2018)

OPPONENT TEAM GAME HIGHS

Rushes	55	at Kansas State (Oct 13, 2018)
Yards Rushing	291	at Kansas State (Oct 13, 2018)
Yards Per Rush	5.3	at Kansas State (Oct 13, 2018)
TD Rushes	4	at Kansas State (Oct 13, 2018)
Pass attempts	56	vs Boise State (Sep 15, 2018)
Pass completions	39	vs Boise State (Sep 15, 2018)
Yards Passing	397	vs Texas Tech (Sep 22, 2018)
Yards Per Pass	13.0	vs Iowa State (Oct 06, 2018)
TD Passes	4	vs Iowa State (Oct 06, 2018)
Total Plays	92	vs Texas Tech (Sep 22, 2018)
Total Offense	621	vs Texas Tech (Sep 22, 2018)
Yards Per Play	7.4	vs Iowa State (Oct 06, 2018)
Points	48	vs Iowa State (Oct 06, 2018)
Sacks By	7	vs Iowa State (Oct 06, 2018)
First Downs	35	vs Texas Tech (Sep 22, 2018)
Penalties	12	vs South Alabama (Sep 08, 2018)
Penalty Yards	85	vs South Alabama (Sep 08, 2018)
Turnovers	2	vs Missouri State (Aug 30, 2018) vs Iowa State (Oct 06, 2018)
Interceptions By	2	vs South Alabama (Sep 08, 2018) at Kansas State (Oct 13, 2018)
Punts	10	vs Missouri State (Aug 30, 2018) vs South Alabama (Sep 08, 2018)
Punting Avg	44.6	vs Missouri State (Aug 30, 2018)
Long Punt	63	vs Missouri State (Aug 30, 2018)
Punts inside 20	4	vs Iowa State (Oct 06, 2018)
Long Punt Return	16	vs Boise State (Sep 15, 2018)



OKLAHOMA STATE STATISTICS

GAME-BY-GAME PLAYER PARTICIPATION

No.	Name	Played/Started	MSU	USA	BSU	TTU	KU	ISU	KSU	UT	BU	OU	WVU	TCU
41	Abbott, Britton	7/1	XXX	START	XXX	XXX	XXX	XXX	XXX					
10	Alexander, T.	7/-	XXX	XXX	XXX	XXX	XXX	XXX	XXX					
49	Ammendola, Matt	7/-	XXX	XXX	XXX	XXX	XXX	XXX	XXX					
1D	Balous, Bryce	7/-	XXX	XXX	XXX	XXX	XXX	XXX	XXX					
24	Bernard,Jarrick	7/3	XXX	XXX	XXX	XXX	START	START	START					
36	Boles, Rhett	2/-	XXX	XXX					
94	Brailford, J.	7/7	START	START	START	START	START	START	START					
21	Brown, Bryce	1/-	XXX					
7	Brown, LD	4/-	XXX	XXX	XXX	XXX					
1X	Bundage, Calvin	6/6	START	START	START	START	...	START	START					
6X	Cardwell, J.	1/-	XXX					
87	Carter, Logan	7/-	XXX	XXX	XXX	XXX	XXX	XXX	XXX					
99	Carter, Trey	7/7	START	START	START	START	START	START	START					
14	Cornelius, T.	7/7	START	START	START	START	START	START	START					
79	Daniels,Darrion	4/4	START	START	START	START					
3	Edison-McGruder	7/7	START	START	START	START	START	START	START					
98	Evers, Brendon	7/-	XXX	XXX	XXX	XXX	XXX	XXX	XXX					
47	Ferguson, Tyler	3/-	XXX	XXX	XXX					
42	Finefeuiaki, S.	7/-	XXX	XXX	XXX	XXX	XXX	XXX	XXX					
15	Flanagan, Sean	1/-	XXX					
83	Frausto, Korie	2/-	XXX	XXX					
76	Galloway, Dylan	3/-	XXX	XXX	XXX					
3B	Givens, Malik	7/-	XXX	XXX	XXX	XXX	XXX	XXX	XXX					
86	Grant, Triston	2/-	XXX	XXX					
4	Green, A.J.	7/7	START	START	START	START	START	START	START					
18	Green, Z.	7/-	XXX	XXX	XXX	XXX	XXX	XXX	XXX					
81	Greenwood, LC	3/-	...	XXX	XXX	...	XXX					
51	Hambright, A.	5/5	START	START	START	START	START					
16	Harper, Devin	7/1	XXX	XXX	XXX	XXX	START	XXX	XXX					
3C	Haymaker, Ryan	2/-	XXX	XXX					
33	Henry, Kevin	5/-	XXX	XXX	XXX	XXX	XXX					
61	Hill, Grant	2/-	XXX	XXX					
5	Hill, Justice	7/7	START	START	START	START	START	START	START					
59	Hockett, Matt	7/-	XXX	XXX	XXX	XXX	XXX	XXX	XXX					
30	Hubbard, Chuba	7/-	XXX	XXX	XXX	XXX	XXX	XXX	XXX					
73	Jenkins, Teven	7/7	START	START	START	START	START	START	START					
8X	Johnson,Braydon	6/-	XXX	XXX	XXX	XXX	XXX	XXX	XXX					
13	Johnson, Tyrone	7/7	START	START	START	START	START	START	START					
74	Joubert, Larry	2/-	XXX	XXX					
22	Karim, Taoheed	2/-	XXX	XXX					
71	Kegel, Matt	7/-	XXX	XXX	XXX	XXX	XXX	XXX	XXX					
75	Keyes, Marcus	7/5	XXX	XXX	START	START	START	START	START					
27	King, J.D.	7/1	XXX	XXX	XXX	START	XXX	XXX	XXX					
48	Martin, Adam	1/-	XXX					
40	Martin, Brock	7/-	XXX	XXX	XXX	XXX	XXX	XXX	XXX					
2X	McCalister, T.	6/-	...	XXX	XXX	XXX	XXX	XXX	XXX					
1	McCleskey,Jalen	4/3	START	START	START	START					
39	McClure, Jake	7/-	XXX	XXX	XXX	XXX	XXX	XXX	XXX					
65	McClurg, Matt	1/-	XXX					
32	McCune, Kris	1/-	XXX					
84	Metcalfe, Dayton	2/-	XXX	XXX					
92	Murray, Cameron	7/-	XXX	XXX	XXX	XXX	XXX	XXX	XXX					
28	Mwaniki, Thabo	7/4	START	START	START	START	XXX	XXX	XXX					
68	Noel, Deionte	1/-	XXX					
8F	Odom, Baron	1/-	XXX					
11	Ogbongbemiga,A.	7/-	XXX	XXX	XXX	XXX	XXX	XXX	XXX					
93	Owens, Jarrell	7/7	START	START	START	START	START	START	START					
31	Peel, Kolby	7/3	XXX	XXX	XXX	XXX	START	START	START					
19	Phillips,Justin	7/7	START	START	START	START	START	START	START					
38	Redwine-Bryant	7/-	XXX	XXX	XXX	XXX	XXX	XXX	XXX					
57	Reed, Walker	5/-	XXX	XXX	XXX	XXX	XXX					
67	Richards, Shane	7/4	START	START	XXX	XXX	XXX	START	START					
20	Rodriguez, M.	7/4	START	START	START	START	XXX	XXX	XXX					
50	Schneider, Ry	2/-	XXX	XXX					
91	Scott, Mike	7/-	XXX	XXX	XXX	XXX	XXX	XXX	XXX					
1E	Shepherd, J.	1/-	XXX					
29	Sinor, Zach	4/-	XXX	XXX	XXX	XXX					
5X	Siverand, Kemah	7/-	XXX	XXX	XXX	XXX	XXX	XXX	XXX					
5F	Smith, Enoch	7/3	XXX	XXX	XXX	XXX	START	START	START					
23	Sterling, Tre	7/-	XXX	XXX	XXX	XXX	XXX	XXX	XXX					
17	Stoner, Dillon	6/2	XXX	XXX	START	XXX	...	XXX	START					
63	Walkingstick,S.	7/-	XXX	XXX	XXX	XXX	XXX	XXX	XXX					
4X	Wallace, Tracin	2/-	XXX	XXX					
2	Wallace, Tylan	7/7	START	START	START	START	START	START	START					
82	Walterscheid,C.	7/-	XXX	XXX	XXX	XXX	XXX	XXX	XXX					
12	Williams,Kanion	1/-	XXX					
56	Williams, Larry	7/7	START	START	START	START	START	START	START					
8	Williams, R.	7/7	START	START	START	START	START	START	START					
60	Williams,Tyrese	1/-	XXX					
58	Wilson, Brett	1/-	XXX					
72	Wilson, Johnny	7/7	START	START	START	START	START	START	START					
88	Wolf, Landon	7/2	XXX	XXX	XXX	XXX	START	START	XXX					
89	Woods, Jelani	7/5	START	XXX	XXX	START	START	START	START					
1A	Wudtee, Keondre	2/-	XXX	XXX					