



OKLAHOMA STATE COWBOYS

COMMUNICATIONS CONTACTS: GAVIN LANG (GAVIN.LANG@OKSTATE.EDU) AND SEAN MAGUIRE (SEAN.MAGUIRE@OKSTATE.EDU)

AT TEXAS TECH

7 p.m. CT | Sept. 30, 2017 | Jones AT&T Stadium (60,454)

TV: FOX (Gus Johnson, Joel Klatt and Jenny Taft)
In Stillwater: Broadcast (25-1); Suddenlink (12/112); DirecTV (25); Dish (25)
In OKC: Broadcast (25-1); Cox (12); DirecTV (25); Dish (25)
In Tulsa: Broadcast (23-1); Cox (5); Suddenlink (5/105); DirecTV (23); Dish (23)
Radio: Cowboy Radio Network
(Dave Hunziker, John Holcomb & Robert Allen)
Satellite Radio (TTU): Sirius (81); XM (81); Internet (81)
Internet Radio: <http://okla.st/osutunein>
Live Stats: okstate.com

OKLAHOMA STATE SCHEDULE/RESULTS

Date	Opponent	Time/Result	TV
8/31	Tulsa	W, 59-24	FS1
9/8	at South Alabama	W, 44-7	ESPN2
9/16	at Pittsburgh	W, 59-21	ESPN
9/23	No. 16/15 TCU	L, 31-44	ESPN
9/30	at Texas Tech	7 p.m.	FOX
10/14	Baylor	TBA	TBA
10/21	at Texas	TBA	TBA
10/28	at West Virginia	TBA	TBA
11/4	Oklahoma	TBA	TBA
11/11	at Iowa State	TBA	TBA
11/18	Kansas State	TBA	TBA
11/25	Kansas	TBA	TBA
12/2	Big 12 Championship Game	11:30 a.m.	FOX

TEXAS TECH SCHEDULE/RESULTS

Date	Opponent	Time/Result
9/2	Eastern Washington	W, 56-10
9/16	Arizona State	W, 52-45
9/23	at Houston	W, 27-24
9/30	No. 15 Oklahoma State	7 p.m.
10/7	at Kansas	TBA
10/14	at West Virginia	TBA
10/21	Iowa State	TBA
10/28	at Oklahoma	TBA
11/4	Kansas State	TBA
11/11	vs. Baylor (Arlington)	TBA
11/18	TCU	TBA
11/24	at Texas	7 p.m.

SERIES CAPSULE

Series History	Texas Tech leads, 21-20-3
In Lubbock	Texas Tech leads, 12-6-2
In Stillwater	OSU leads, 12-7-0
At Neutral	OSU leads, 2-2-1
First Meeting (1935)	Texas Tech 14, OSU 0
Last Meeting (2016)	OSU 45, Texas Tech 44
Last OSU Win (2016)	OSU 45, Texas Tech 44
Last Tech Win (2008)	Texas Tech 56, OSU 20
Gundy vs. Texas Tech	10-2
Kingsbury vs. OSU	0-4

GAME CAPSULE



No. 15/14 Oklahoma State
COWBOYS
3-1; 0-1 Big 12

Coach Mike Gundy
Oklahoma State, 1990
Career: 107-51/13th year
At Oklahoma State: Same

RV/RV Texas Tech
RED RAIDERS
3-0; 0-0 Big 12

Coach Kliff Kingsbury
Texas Tech, 2001
Career: 27-25/5th year
At Texas Tech: Same

TEAM STATISTICAL COMPARISON

Category	FBS Rk	Value	FBS Rk	Value
Total Offense	4	580.0	3	587.3
Rushing Offense	57	175.0	82	149.7
Passing Offense	5	405.0	2	437.7
Team Passing Efficiency	5	182.18	3	188.38
Scoring Offense	4	48.3	9	45.0
Total Defense	53	366.0	86	407.3
Rushing Defense	77	156.5	40	119.7
Passing Yards Allowed	49	209.5	115	287.7
Team Passing Efficiency Defense	40	114.07	72	128.91
Scoring Defense	59	24.0	73	26.3
Turnover Margin	74	-0.25	2	2.33
3rd Down Conversion Pct	4	0.547	66	0.405
4th Down Conversion Pct	42	0.600	111	0.200
3rd Down Conversion Pct Defense	112	0.471	82	0.396
4th Down Conversion Pct Defense	83	0.600	105	0.714
Red Zone Offense	43	0.895	112	0.706
Red Zone Defense	49	0.786	93	0.889
Net Punting	33	40.88	69	38.15
Punt Returns	99	3.2	90	4.0
Kickoff Returns	89	19.27	100	18.00
First Downs Offense	9	107	53	82
First Downs Defense	103	87	56	71
Fewest Penalties Per Game	35	5.25	127	10.67
Fewest Penalty Yards Per Game	34	45.75	128	101.33
Time of Possession	119	25:42	63	30:20

BIG 12 STANDINGS

Team	Big 12	All
TCU	1-0	4-0
Oklahoma	1-0	4-0
West Virginia	1-0	3-1
Texas Tech	0-0	3-0
Kansas State	0-0	2-1
Iowa State	0-0	2-1
Texas	0-0	1-2
Oklahoma State	0-1	3-1
Kansas	0-1	1-3
Baylor	0-1	0-4



SERIES HISTORY

1935	L	0-14	A
1936	L	0-12	A
1937	L	6-14	H
1940	T	6-6	N
1941	L	6-16	N
1942	W	9-6	A
1943	W	21-13	N
1944	W	14-7	A
1945	W	46-6	H
1946	L	7-14	A
1953	L	13-27	H
1954	T	13-13	A
1955	L	6-24	H
1956	T	13-13	A
1957	W	13-0	H
1965	L	14-17	A
1966	L	7-10	A
1969	W	17-10	H
1973	L	7-20	H
1974	L	13-14	A
1975	W	17-16	H
1988	W	45-42	N
1989	L	15-31	H
1996	L	3-31	N
1997	L	3-27	H
1998	L	17-24	A
1999	W	41-21	H
2000	L	0-58	A
2001	L	30-49	H
2002	L	24-49	A
2003	W	51-49	H
2004	L	15-31	A
2005	W	24-17	H
2006	L	24-30	A
2007	W	49-45	H
2008	L	20-56	A
2009	W	24-17	H
2010	W	34-17	A
2011	W	66-6	A
2012	W	59-21	H
2013	W	52-34	A
2014	W	45-35	H
2015	W	70-53	A
2016	W	45-44	H



OKLAHOMA STATE HEAD COACH MIKE GUNDY



MIKE GUNDY

Head Coach | 13th Year | Oklahoma State, 1990

CAREER TRACK

Year	School	Position
1990	Oklahoma State	Receivers
1991-93	Oklahoma State	Quarterbacks
1994-95	Oklahoma State	Offensive Coordinator
1996	Baylor	Quarterbacks/Passing Game Coordinator
1997-2000	Maryland	Quarterbacks/Pass Game Coordinator/Receivers
2001-04	Oklahoma State	Assistant Head Coach/Offensive Coordinator
2005-present	Oklahoma State	Head Coach

OKLAHOMA STATE UNDER MIKE GUNDY

► Since 2010, Oklahoma State has five seasons with at least 10 wins, an outright Big 12 title (2011) and a share of the Big 12 South title (2010). The Cowboys reached the top 10 of the Associated Press poll in 2008, 2009, 2010, 2011, 2013, 2015, 2016 and 2017.

► Four times has Mike Gundy coached the Cowboys to a bowl game now referred to as one of the New Year's Six since 2010. The Pokes appeared in the 2010 Cotton Bowl, the 2012 Fiesta Bowl, the 2014 Cotton Bowl and the 2016 Sugar Bowl.

► Oklahoma State has been ranked in the top 15 of the Associated Press poll in nine of the last 10 seasons and has posted 10-win seasons five of the last seven years. Only once has OSU finished lower than third in the Big 12 since 2009.

► OSU has scored six victories over teams ranked in the Associated Press top 10 since 2008.

► OSU's current streak of 11 straight bowl games is the best in the history of the program.

► 21 Gundy-era Cowboys have been drafted into the NFL, with six of those 21 chosen in the first round.

MOST WINS SINCE 2010

School	Wins
1. Alabama	90
2. Clemson	80
3. Florida State	78
Stanford	78
5. Oklahoma	77
6. Boise State	76
Oregon	76
8. Wisconsin	74
9. LSU	72
Northern Illinois	72
11. Oklahoma State	71
12. Michigan State	70
Ohio State*	70
14. Georgia	68
TCU	68

*2010 adjusted to 0-0 by NCAA

MOST WINS AT CURRENT SCHOOL

(Active coaches only)

1. 204	Bill Snyder, Kansas State	26th year
2. 153	Gary Patterson, TCU	17th year
3. 138	Kirk Ferentz, Iowa	19th year
4. 123	Nick Saban, Alabama	11th year
5. 108	Kyle Whittingham, Utah	13th year
6. 107	Mike Gundy, Oklahoma State	13th year
7. 93	Dabo Swinney, Clemson	10th year
8. 92	Mark Dantonio, Michigan State	11th year

NOTING GUNDY

- 2011 winner of the Paul "Bear" Bryant College Coach of the Year Award and the Eddie Robinson National Coach of the Year Award.
- Finalist for the Eddie Robinson National Coach of the Year Award and the Liberty Mutual National Coach of the Year Award in both 2010 and 2011.
- 2010 Big 12 Coach of the Year.
- 2015 AFCA Region 4 Coach of the Year.

The 10 years

Gundy Era
(2005-pres.)

Before
Gundy
(1995-2004)

Top-25 National Finishes	5	1
Top-20 National Finishes	5	0
Top-15 National Finishes	3	0
Top-10 National Finishes	1	0
Top-5 National Finishes	1	0
Seasons with at least 10 wins	5	0
Seasons with at least nine wins	8	1
Seasons with at least eight wins	9	3
Conference Record	63-40	32-49
Top-3 Finishes in Conf. Standings	7	0
All-Americans	17	4
Conference Player of the Year	6	0
First-Round NFL Draft Picks	6	3
Bowl Appearances	11	4
Bowl Victories	7	1

LONGEST-TENURED COACHES AT THEIR CURRENT SCHOOL (ACTIVE)

1.	Bill Snyder, Kansas State	26th year
2.	Kirk Ferentz, Iowa	19th year
3.	Gary Patterson, TCU	17th year
4.	Mike Gundy, Oklahoma State	13th year
	Frank Solich, Ohio	13th year
	Rick Stockstill, Middle Tennessee	13th year
	Kyle Whittingham, Utah	13th year

HEAD COACHES AT THEIR ALMA MATER

Troy Calhoun	Air Force
Scott Satterfield	Appalachian State
Mike Neu	Ball State
Bryan Harsin	Boise State
Kalani Sitake	BYU
John Bonamego	Central Michigan
Jeff Tedford	Fresno State
Kirby Smart	Georgia
Nick Rolovich	Hawaii
Paul Haynes	Kent State
Mark Richt	Miami (Fla.)
Jim Harbaugh	Michigan
Barry Odom	Missouri
Pat Fitzgerald	Northwestern
Mike Gundy	Oklahoma State
David Shaw	Stanford
Kliff Kingsbury	Texas Tech
Matt Wells	Utah State
Sean Kugler	UTEP
Tim Lester	Western Michigan
Paul Chryst	Wisconsin

GUNDY YEAR-BY-YEAR HEAD COACHING RECORD

Year	Overall	Home	Away	Neutral	League Record	Finish
2005	4-7	3-3	1-4	0-0	1-7	6th South
2006	7-6	4-2	1-4	2-0	3-5	5th South
2007	7-6	4-2	2-4	1-0	4-4	3rd South
2008	9-4	6-1	2-2	1-1	5-3	4th South
2009	9-4	6-2	3-1	0-1	6-2	2nd South
2010	11-2	5-2	5-0	1-0	6-2	T1st South
2011	12-1	6-0	5-1	1-0	8-1	1st
2012	8-5	6-1	1-4	1-0	5-4	T3rd
2013	10-3	5-1	4-1	1-1	7-2	T2nd
2014	7-6	4-2	2-3	1-1	4-5	7th
2015	10-3	5-2	5-0	0-1	7-2	2nd
2016	10-3	6-1	3-2	1-0	7-2	T2nd
2017	3-1	1-1	2-0	0-0	0-1	-
Career	107-51	61-20	36-26	10-5	63-40	-



OKLAHOMA STATE DEPTH CHART

OFFENSE

- LT** 78 Aaron Cochran (6-8; 350; Sr; Atwater, CA)
76 Dylan Galloway (6-5; 310; RFr; Dallas, TX)
- LG** 75 Marcus Keyes (6-3; 300; RSo; Port Allen, LA)
68 Deionte Noel (6-2; 325; RJr; Cibola, TX)
- C** 71 Brad Lundblade (6-3; 300; Sr; Argyle, TX)
50 Ry Schneider (6-3; 325; RFr; Minco, OK)
- RG** 73 Teven Jenkins (6-6; 310; RFr; Topeka, KS) -or
72 Johnny Wilson (6-3; 310; RSo; Midland, TX)
- RT** 60 Zachary Crabtree (6-7; 310; RSr; Mansfield, TX)
67 Shane Richards (6-8; 325; Sr; Calgary, Alberta)
- WR** 28 James Washington (6-0; 205; Sr; Stamford, TX)
13 Tyron Johnson (6-1; 185; RSo; New Orleans, LA)
- WR** 1 Jalen McCleskey (5-10; 170; Jr; Covington, LA)
17 Dillon Stoner (6-0; 198; RFr; Tulsa, OK)
- WR** 15 Chris Lacy (6-3; 205; Sr; DeSoto, TX) -or
3 Marcell Ateman (6-4; 220; RSr; Dallas, TX)
- CW*** 41 Britton Abbott (6-2; 255; RJr; Liberal, KS) -or
42 Sione Finefeuiaki (6-0; 245; Jr; Santa Clara, CA)
- RB** 5 Justice Hill (5-10; 185; So; Tulsa, OK)
27 J.D. King (5-11; 205; Fr; Fitzgerald, GA)
- QB** 2 Mason Rudolph (6-5; 230; Sr; Rock Hill, SC)
14 Taylor Cornelius (6-6; 225; RJr; Bushland, TX) -or
11 Keondre Wudtee (6-4; 210; RFr; Bossier City, LA)

*CW - Cowboy Back (a tight end/fullback hybrid)

DEFENSE

- DE** 93 Jarrell Owens (6-3; 265; RJr; Palestine, TX) -or
95 Vili Leveni (6-4; 280; RSr; Hurst, TX)
- DT** 91 DeQuinton Osborne (6-0; 305; RSr; Grand Prairie, TX) -or
99 Trey Carter (6-3; 295; RJr; Dallas, TX)
- DT** 79 Darrion Daniels (6-3; 300; Jr; Dallas, TX)
56 Enoch Smith, Jr. (6-2; 295; Jr; Chicago, IL)
- DE** 82 Cole Walterscheid (6-5; 260; RJr; Muenster, TX)
89 Tralund Webber (6-5; 250; Sr; Cameron, TX) -or
94 Jordan Brailford (6-3; 250; RSo; Tulsa, OK)
- SLB** 3 Kenneth Edison-McGruder (6-0; 220; Jr; Houston, TX) -or
1 Calvin Bundage (6-2; 205; So; Edmond, OK)
12 Kirk Tucker (6-1; 200; Sr; Tucker, GA)
- MLB** 45 Chad Whitener (6-0; 240; RSr; Mansfield, TX)
9 Gyasi Akem (6-2; 239; Sr; Broken Arrow, OK) -or
11 Amen Ogbongbemiga (6-0; 225; RFr; Calgary, Alberta)
- WLB** 19 Justin Phillips (6-0; 230; RJr; Pearland, TX)
16 Devin Harper (6-1; 240; RFr; Knoxville, TN)
- CB** 8 Rodarius Williams (6-0; 180; RFr; Shreveport, LA)
6 Adrian Baker (5-11; 180; Sr; Hallandale, FL)
- FS** 31 Tre Flowers (6-3; 200; RSr; Converse, TX)
5 Jerel Morrow (5-10; 205; RSr; Emporia, KS)
- SS** 7 Ramon Richards (5-11; 185; Sr; San Antonio, TX)
18 Za'Carrius Green (5-11; 205; RSo; Duncanville, TX) -or
2 Darius Curry (6-1; 205; RSr; Flowery Branch, GA)
- CB** 4 A.J. Green (6-1; 180; So; DeSoto, TX)
25 Malik Kearse (6-0; 170; Sr; Miami, FL)

SPECIAL TEAMS

- P** 29 Zach Sinor (5-10; 223; RJr; Castroville, TX)
59 Matt Hockett (6-2; 215; RJr; Norman, OK)
- KO** 49 Matt Ammendola (5-9; 195; RSo; Lansdale, PA)
59 Matt Hockett (6-2; 215; RJr; Norman, OK)
- PK** 49 Matt Ammendola (5-9; 195; RSo; Lansdale, PA) -or
59 Matt Hockett (6-2; 215; RJr; Norman, OK)
- LS** 63 Sam Walkingstick (5-11; 200; RSo; Sallisaw, OK) -or
53 Matt Hembrough (6-3; 192; Fr; Lisle, IL)
- H** 29 Zach Sinor (5-10; 223; RJr; Castroville, TX)
17 Dillon Stoner (6-0; 198; RFr; Tulsa, OK)
- PR** 1 Jalen McCleskey (5-10; 170; Jr; Covington, LA)
17 Dillon Stoner (6-0; 198; RFr; Tulsa, OK)
- KR** 13 Tyron Johnson (6-1; 185; RSo; New Orleans, LA)
15 Chris Lacy (6-3; 205; Sr; DeSoto, TX)

PRONUNCIATIONS

- | | | |
|----|-------------------|---------------------------|
| 3 | Marcell Ateman | EIGHT-man |
| 5 | Jerel Morrow | juh-RELL |
| 7 | Ramon Richards | ruh-MOAN |
| 8 | Rodarius Williams | roh-DARE-ee-us |
| 9 | Gyasi Akem | JAH-see uh-KEM |
| 11 | Keondre Wudtee | kee-AWN-dray WOOD-tee |
| 11 | Amen Ogbongbemiga | AY-men |
| | | awg-BONG-beh-MEE-guh |
| 13 | Tyron Johnson | TIE-ruhn |
| 18 | Za'Carrius Green | zuh-CARE-ee-us |
| 25 | Malik Kearse | muh-LEEK curse |
| 29 | Zach Sinor | SIGH-ner |
| 42 | Sione Finefeuiaki | see-OH-nay |
| | | FEE-nay-FAY-you-ee-AH-kee |
| 45 | Chad Whitener | WHITE-ner |
| 73 | Teven Jenkins | TEV-in |
| 82 | Cole Walterscheid | walter-SHIED (not -SHEED) |
| 89 | Tralund Webber | TRAY-luhnd |
| 90 | Taaj Bakari | TAWJH buh-KAR-ee |
| 93 | Jarrell Owens | juh-RELL |
| 95 | Vili Leveni | VILL-ee luh-VEN-ee |

ASSISTANT COACHES AND GAMEDAY LOCATIONS



JOE BOB CLEMENTS
Defensive Line
Fifth Year at Oklahoma State
Gameday Location: Field



DAN HAMMERSCHMIDT
Safeties
Third Year at Oklahoma State
Gameday Location: Press Box



GLENN SPENCER
Defensive Coordinator/Linebackers
10th Year at Oklahoma State
Gameday Location: Press Box



TIM DUFFIE
Cornerbacks
Fifth Year at Oklahoma State
Gameday Location: Field



JOSH HENSON
Offensive Line
Seventh Year at Oklahoma State
Gameday Location: Press Box



JOHN WOZNIAK
Running Backs
First Year at Oklahoma State
Gameday Location: Field



KASEY DUNN
Receivers
Seventh Year at Oklahoma State
Gameday Location: Field



JASON MCENDOO
Cowboy Backs
Third Year at Oklahoma State
Gameday Location: Field



MIKE YURCICH
Offensive Coordinator/Quarterbacks
Fifth Year at Oklahoma State
Gameday Location: Press Box



PLAYER TIDBITS - OFFENSE

Left Tackle		Left Guard		Center		Right Guard		Right Tackle	
78	Aaron Cochran 6-8; 350; Sr; Atwater, CA	75	Marcus Keyes 6-3; 300; RSo; Port Allen, LA	71	Brad Lundblade 6-3; 300; Sr; Argyle, TX	73	Teven Jenkins 6-6; 310; RFr; Topeka, KS	60	Zachary Crabtree 6-7; 310; RSr; Mansfield, TX
<ul style="list-style-type: none">▶ A graduate transfer from California who played in 28 games and started in 16 during his time with the Golden Bears. Protected a pair of highly-productive QBs in Jared Goff and Davis Webb.▶ Helped Cal's offense rank among the top 25 nationally in eight categories including fewest tackles for loss allowed and fewest sacks allowed.▶ Has started every game in 2017.		<ul style="list-style-type: none">▶ Talented returner who started all 13 games at left guard last season.▶ Redshirted as a true freshman in 2015 and converted to guard during preseason camp in 2016.▶ The last addition to OSU's 2015 signing class, added the night before signing day.▶ Father, also named Marcus Keyes, was a defensive lineman for the Chicago Bears in 1996-97.		<ul style="list-style-type: none">▶ 2016 CoSIDA first-team Academic All-American.▶ One-time walk-on put on scholarship prior to the 2015 season who has started 27 straight.▶ First-team Academic All-Big 12 and first-team Academic All-District selection by CoSIDA in 2015 and again in 2016.▶ Serving on the Big 12 SAAC.▶ Three-time high school state champ in the discus.		<ul style="list-style-type: none">▶ Earned his first career start last week vs. TCU, playing at right tackle the majority of the game.▶ Has seen meaningful playing time in every game this season.▶ Had a good fall camp heading into the 2017 season and was thrust into the starting lineup after injuries on the right side of the line.▶ A young player with a high ceiling.▶ Also played basketball and baseball in high school.		<ul style="list-style-type: none">▶ 2016 second-team All-Big 12 by the coaches.▶ 2014 second-team Academic All-Big 12 selection.▶ Leads the team in both career starts with 37 and consecutive starts with 32.▶ The 2015 recipient of the Vernon Grant Award, presented by the OSU coaching staff to players who show outstanding leadership, spirit and enthusiasm.	
76		68		50		72		67	
Dylan Galloway 6-5; 310; RFr; Dallas, TX		Deionte Noel 6-2; 325; R Jr; Cibola, TX		Ry Schneider 6-3; 325; RFr; Minco, Ok		Johnny Wilson 6-3; 310; RSo; Midland, TX		Shane Richards 6-8; 325; Sr; Calgary, Alberta, Can.	
<ul style="list-style-type: none">▶ Showed promise as part of the scout team last season.▶ Has seen game action this year.		<ul style="list-style-type: none">▶ Has seen action in two games this season.▶ Four career appearances at OSU.		<ul style="list-style-type: none">▶ Recently placed into the back up role after impressing in practice.▶ Has played in three games in 2017.		<ul style="list-style-type: none">▶ Earned his first career start last week vs. TCU at right guard.▶ Played in three games in 2016.		<ul style="list-style-type: none">▶ Has great size and can play multiple positions on the line.▶ One of three Canadian Cowboys.	
Wide Receiver		Wide Receiver		Wide Receiver		Wide Receiver		Cowboy Back	
28	James Washington 6-0; 205; Sr; Stamford, TX	1	Jalen McCleskey 5-10; 170; Jr; Covington, LA	3	Marcell Ateman 6-4; 220; RSR; Dallas, TX	13	Tyron Johnson 6-1; 185; RSo; New Orleans, LA	41	Britton Abbott 6-2; 255; R Jr; Liberal, KS
<ul style="list-style-type: none">▶ Favorite for the Biletnikoff Award and a first team preseason AP All-American.▶ 2nd in FBS with 520 rec. yards.▶ The FBS active career leader in receiving touchdowns (30), receiving yards (3,443) and yards per reception (20.1).▶ Just passed Dez Bryant for fourth place in OSU history for career touchdown catches.▶ Fourth on OSU's career rec. yards list with 3,443. Needs 68 to pass Hart Lee Dykes for third.▶ 36 straight games with a catch dating back to his freshman year, the second longest active streak in the nation.▶ 15 career 100-yard receiving games, including four in the last five games.		<ul style="list-style-type: none">▶ Had career highs at Pittsburgh in receiving yards (162) and receiving touchdowns (3).▶ His 13 career rec. TDs are second on the team to Washington.▶ His 73 receptions in 2016 were the most for any Big 12 player returning in 2017.▶ Recorded three 100-yard receiving games last season.▶ Had two games with double-digit catches last season.▶ Has caught a pass in 26 straight games, dating back to Oct. 3, 2015, his freshman season.▶ One of OSU's fastest players.▶ Father, J.J., played for the NFL's Saints and Cardinals.▶ Also a talented punt returner who's returned a punt for a TD.		<ul style="list-style-type: none">▶ Missed last season after a very productive junior season in 2015.▶ 100-yard receiving days in back-to-back games (109 yards at Pitt and 100 yards vs. TCU).▶ 69-yard TD catch vs. Pitt.▶ His 19 catches are tied for the team lead this year and his 3 TD catches and 335 rec. yards are second only to Washington.▶ Second on the team with 1,645 career receiving yards.		<p>Pronounced TIE-ruhn</p> <ul style="list-style-type: none">▶ Transferred to OSU from LSU during preseason camp in 2015 and sat out last season per NCAA transfer rules.▶ A five-star prospect coming out of high school who was the No. 2 receiver in the class of 2015.▶ Caught a 44-yard TD on his first target at OSU in week one.▶ Tallied nine catches for 150 yards with two TDs at LSU.		<ul style="list-style-type: none">▶ Came to OSU as a walk-on who started out on the scout team and has now earned a scholarship and a role on Saturdays.▶ A 2016 First Team Academic All-Big 12 selection.▶ Has started every game this season after playing in 12 games last year.▶ Played QB in high school.▶ Son of former New York Giant Cliff Abbott.	
15				17				42	
Chris Lacy 6-3; 205; Sr; DeSoto, TX				Dillon Stoner 6-0; 198; RFr; Tulsa, OK				Sione Finefeuiaki 6-0; 245; Jr; Santa Clara, CA	
<ul style="list-style-type: none">▶ A smart receiver with good size and hands who emerged as a significant playmaker last year.				<ul style="list-style-type: none">▶ Career highs vs. Pitt in rec. yards (100), catches (5), long rec. (54).▶ TD catches vs. Pitt and TCU.				<p>Pronounced see-OH-nay FEE-nay-FAY-you-ee-AH-kee</p>	
Running Back		Quarterback							
5	Justice Hill 5-10; 185; So; Tulsa, OK	2	Mason Rudolph 6-5; 230; Sr; Rock Hill, SC						
<ul style="list-style-type: none">▶ Ranks third in the Big 12 with four rushing touchdowns, despite playing on the No. 5 passing offense in the nation.▶ Season-high 132 rushing yards vs. Tulsa in the opener. Also had 102 vs. TCU - his eighth career game with at least 100 yards, and the fifth time in the last eight games he's hit 100 yards.▶ Has put on 15 pounds of muscle since his freshman year began.▶ The 2016 FBS freshman rushing champion with 1,142 yards - a total that makes him Oklahoma State's all-time leading freshman rusher. That mark was also the fifth-highest total by a freshman in Big 12 Conference history.▶ 2016 honors included FWAA Freshman All-America First Team, USA Today Freshman All-America First Team, Big 12 Newcomer of the Year (Associated Press), Big 12 Offensive Freshman of the Year (Coaches) and Second-Team All-Big 12 Team (Coaches).▶ Last year he became the only freshman in school history to rush for 100 yards in six games.▶ His 41.3-inch vertical leap is the highest on the team.		<ul style="list-style-type: none">▶ A Heisman candidate who has played at a level that matches some of OSU's all-time best QBs.▶ Has quarterbacked OSU to a 25-7 record as a starter and has led the Cowboys to eight victories in games in which they trailed during the second half.▶ Oklahoma State's all-time leading passer with 10,247 career passing yards.▶ Among the NCAA's top-five active career leaders in passing yards per attempt (1st - 9.38), passing yards (2nd - 10,247), total offense (2nd - 10,250), total offense yds per play (2nd - 8.07), passing efficiency (3rd - 158.48), passing yards per game (3rd - 310.5), passing attempts (4th - 1,093), passing completions (4th - 687) and total offense per game (5th - 310.6).▶ Set a school record for passing yards in a half vs. Pitt, throwing for 423 in the first half with five touchdowns. That was also the most passing yards in a half vs. an FBS opponent since 2013.▶ Already the owner of no fewer than 18 school records, he is in position to set OSU career records for pass attempts, pass completions and passing touchdowns in the 2017 season and he also has a very real chance to finish his career as the most efficient passer in Oklahoma State history.▶ Is perhaps OSU's most active player in community service activities.▶ Marketing major.							
27		14							
J.D. King 5-11; 205; Fr; Fitzgerald, GA		Taylor Cornelius 6-6; 225; R Jr; Bushland, TX							
<ul style="list-style-type: none">▶ Rushed for a 71-yard touchdown on his second career carry against Tulsa.▶ A powerful back who was physically ready for FBS football his first day on campus.▶ His 201 rushing yards rank second among Big 12 freshmen this season.		<ul style="list-style-type: none">▶ In his third season as an OSU backup, playing late in six career games.▶ A former walk-on who was put on scholarship before the start of this season.▶ Comes from an athletic family that includes 1996 Olympic gold medal swimmer Josh Davis.							



PLAYER TIDBITS - DEFENSE AND SPECIAL TEAMS

Defensive End		Defensive Tackle		Defensive Tackle		Defensive End	
95	Vili Leveni 6-4; 280; RSr; Hurst, TX	91	DeQuinton Osborne 6-0; 305; RSr; Grand Prairie, TX	79	Darrion Daniels 6-3; 300; Jr; Dallas, TX	82	Cole Walterscheid 6-5; 260; RJr; Muenster, TX
<ul style="list-style-type: none"> ▶ A talented player who is healthy again after missing part of the last two seasons due to injury. ▶ Made a major impact on the defensive line last season with his ability to play inside and outside before an injury sidelined him nine games into the season. ▶ Made his first career start against Texas last season and has started every game in 2017. ▶ Had a 10-yard sack last week. 		<ul style="list-style-type: none"> ▶ His 2.0 sacks this year rank second in the Big 12 among interior defensive linemen, and sixth overall in the league. ▶ Recorded a sack in back-to-back games vs. USA and Pitt. ▶ Intercepted a pass at Kansas last season and returned it 27 yards just short of the endzone for one of OSU's most memorable plays of the season. ▶ A first team NJCAA All-American. 		<ul style="list-style-type: none"> ▶ Has stepped into the starting role after contributing on the OSU defensive line in each of his first two seasons. ▶ Has played in every game since his arrival on OSU's campus. ▶ Recorded 15 tackles last season to rank third among OSU's interior defensive linemen. ▶ Blocked an extra point against Texas last season. ▶ Batted a pass vs. S. Alabama. 		<p>Pronounced walter-SHIED</p> <ul style="list-style-type: none"> ▶ Grew from 210 lbs. to 242 lbs. in his first year in the OSU program. ▶ Has started 15 games since the start of the 2016 season. ▶ Set career highs with four tackles for loss, two sacks and a QB hurry in OSU's 2016 win over Pittsburgh. ▶ Missed most of his freshman year to injury, but came back as a regular starter his soph. year. 	
93	Jarrell Owens 6-3; 265; RJr; Palestine, TX	99	Trey Carter 6-3; 295; Jr; Dallas, TX	56	Enoch Smith, Jr. 6-2; 295; Jr; Chicago, IL	89	Tralund Webber 6-5; 250; Sr; Cameron, TX
<p>Pronounced juh-RELL</p> <ul style="list-style-type: none"> ▶ Effective off the edge and was a regular starter as a sophomore. 		<ul style="list-style-type: none"> ▶ Gifted pass rusher who has the ability to be disruptive in opposing backfields. 		<ul style="list-style-type: none"> ▶ A big defensive tackle who began his career at Michigan State and did not play last year. 		<p>Pronounced TRAY-luhnd</p> <ul style="list-style-type: none"> ▶ One of the most productive DEs in the Big 12 during 2016. 	

Cornerback		Star Linebacker		Mike Linebacker		Will Linebacker		Cornerback	
8	Rodarius Williams 6-0; 180; RFr; Shreveport, LA	3	Kenneth Edison-McGruder 6-0; 220; Jr; Houston, TX	45	Chad Whitener 6-0; 240; RSr; Mansfield, TX	19	Justin Phillips 6-0; 230; RJr; Pearlant, TX	4	A.J. Green 6-1; 180; So; DeSoto, TX
<p>Pronounced roh-DARE-ee-us</p> <ul style="list-style-type: none"> ▶ A young, talented player who had a productive offseason. ▶ Successfully defended back-to-back passes on TCU's first drive. ▶ A Louisiana all-state selection in high school after grabbing four interceptions with two pick-sixes. ▶ Was also a standout on the basketball court and the track. ▶ His brother, Andreaez Williams, plays cornerback for LSU. 		<ul style="list-style-type: none"> ▶ Had an 82-yard fumble return for a score vs. Tulsa - OSU's fourth-longest in school history and the longest since a 93-yard return by T. Robinson at Kansas in 2002. ▶ Started his career as a safety, but moved to OSU's "star" linebacker position at the end of the 2016 season. ▶ Played in all 13 games last season. ▶ Recorded 5.0 tackles vs. TCU last week. 		<p>Pronounced WHITE-ner</p> <ul style="list-style-type: none"> ▶ His 186 career tackles rank second on the team and seventh among all Big 12 players. ▶ His 24 career starts rank third on the OSU defense. ▶ Native Texan who started his career at Cal in 2013 before transferring in the 2014 summer. ▶ Earned national defensive player of the week honors after snagging two interceptions vs. TCU in 2015. 		<ul style="list-style-type: none"> ▶ His 42 tackles last season led all OSU underclassmen. ▶ Returned an interception for a touchdown in back-to-back games, one for 25 yards at USA and another for 10 yards at Pitt. ▶ Played in all 13 games last year and started against Texas Tech and Oklahoma. ▶ Had a career day in OSU's win over Texas Tech in 2016, recording a game-high 14 tackles. 		<ul style="list-style-type: none"> ▶ A young cornerback who had a productive fall camp this year. ▶ Has started every game in 2017. ▶ Leads all of OSU's cornerbacks with 13 tackles on the season. ▶ Career-high 6.0 tackles vs. TCU last week. ▶ Played in nine games in 2016, including the last eight of the season. ▶ Part of an athletic family with three cousins playing NCAA DI sports and another in the WNBA. 	
6	Adrian Baker 5-11; 180; Sr; Hallandale, FL	1	Calvin Bundage 6-2; 205; So; Edmond, OK	9	Gyasi Akem 6-2; 239; Sr; Broken Arrow, OK	16	Devin Harper 6-1; 240; RFr; Knoxville, TN	25	Malik Kearse 6-0; 170; Sr; Miami, FL
<ul style="list-style-type: none"> ▶ A graduate transfer who came to Oklahoma State from Clemson. ▶ 5 tackles and a PBU in 3 games. 		<ul style="list-style-type: none"> ▶ A fast, hard-hitting linebacker who led all Cowboy true freshmen with 13 tackles in 2016. 		<ul style="list-style-type: none"> ▶ Has seen an increased role on defense in 2017 after playing on special teams for three years. 		<ul style="list-style-type: none"> ▶ Has played in all four games for the Cowboy defense this year, recording three tackles. 		<ul style="list-style-type: none"> ▶ Played in one game in 2016 and had a good fall camp this year. ▶ Started career at Fort Scott CC. 	

Strong Safety		Free Safety		Kicker		Kickoff Return		Punt Return			
7	Ramon Richards 5-11; 185; Sr; San Antonio, TX	31	Tre Flowers 6-3; 198; RSr; Converse, TX	49	Matt Ammendola 5-9; 195; RSo; Lansdale, PA	13	Tyron Johnson 6-1; 185; RSo; New Orleans, LA	1	Jalen McCleskey 5-10; 170; Jr; Covington, LA		
<p>Pronounced ruh-MOAN</p> <ul style="list-style-type: none">▶ One of OSU fans' most beloved off-the-field personalities.▶ Started 23 career games at cornerback before moving to safety for his senior season.▶ Tied for the team lead with three interceptions last year.▶ A converted high school QB who started 9 games at cornerback as a true freshman in 2014.▶ Had offers from both Harvard and Yale out of high school.		<ul style="list-style-type: none">▶ Leads the team with 220 career tackles - third in the Big 12.▶ Played strong safety until 2017.▶ A second team All-Big 12 selection last year who ranks second on the team and first on the defense with 35 career starts.▶ Two-sport athlete who's competed as a long jumper at OSU.▶ Second team Academic All-Big 12 honoree in 2015.▶ His uncle, Erik Flowers, played seven seasons in the NFL.		<p>Punter</p> <td>29</td> <td>Zach Sinor 5-10; 223; RJr; Castroville, TX</td> <td colspan="2"><ul style="list-style-type: none">▶ A legitimate Ray Guy Award contender who was the nation's best in 2016 at pinning opponents inside their own 20 (62.5%).▶ Started as OSU's punter since his first game as a FR in 2015.▶ 57-yard punt last week vs. TCU.</td> <td colspan="2"><ul style="list-style-type: none">▶ Leads the Big 12 and ranks 7th in FBS with 43 pts. this season.▶ Made a 53-yard FG at USA.▶ Big 12 Week 2 Special Teams Player of the Week.▶ A walk-on who also made a 53-yard field goal vs. Central Michigan last year.</td>		29	Zach Sinor 5-10; 223; RJr; Castroville, TX	<ul style="list-style-type: none">▶ A legitimate Ray Guy Award contender who was the nation's best in 2016 at pinning opponents inside their own 20 (62.5%).▶ Started as OSU's punter since his first game as a FR in 2015.▶ 57-yard punt last week vs. TCU.		<ul style="list-style-type: none">▶ Leads the Big 12 and ranks 7th in FBS with 43 pts. this season.▶ Made a 53-yard FG at USA.▶ Big 12 Week 2 Special Teams Player of the Week.▶ A walk-on who also made a 53-yard field goal vs. Central Michigan last year.	
18	Za'Carrius Green 5-11; 205; RSo; Duncanville, TX	5	Jerel Morrow 6-3; 198; RSr; Converse, TX			15	Chris Lacy 6-3; 205; Sr; DeSoto, TX	17	Dillon Stoner 6-0; 198; RFr; Tulsa, OK		
<ul style="list-style-type: none">▶ A developing safety who has competed on special teams.▶ Played in five games last year.		<ul style="list-style-type: none">▶ A career special teams contributor who plays on defense in 2017.▶ Recovered a fumble vs. Tulsa.				<ul style="list-style-type: none">▶ Returned two kickoffs last season for 51 yards.▶ 2016 team leadership award.		<ul style="list-style-type: none">▶ One of OSU's fastest players▶ A talented returner who returned a punt for a career-best 67 yards and a touchdown as a true freshman at Texas Tech in 2015.▶ Handled the majority of OSU punt returns as a freshman, but had seven returns last season. Has taken over as OSU's main returner again in 2017.▶ Father, J.J., played for the NFL's Saints and Cardinals.			



NUMERICAL ROSTER

No.	Name	Pos.	Ht.	Wt.	Exp.	Hometown/Previous School	No.	Name	Pos.	Ht.	Wt.	Exp.	Hometown/Previous School
1	Calvin Bundage	LB	6-2	205	So-1L	Edmond, OK/Santa Fe	52	Tanner Morgan	LS	6-1	235	So-1L	Ankeny, IA/Centennial
1	Jalen McCleskey	WR	5-10	170	Jr-2L	Covington, LA/St. Paul's	53	Matt Hembrough	LS	6-3	192	Fr.	Lisle, IL / Benet
2	Darius Curry	S	6-1	205	RSr-2L	Flowery Branch, GA/Flowery Branch	54	Latu Maile	DT	6-1	305	So-TR	Euleess, TX/Trinity/Tyler JC
2	Mason Rudolph	QB	6-5	230	Sr-2L	Rock Hill, SC/ Northwestern	56	Enoch Smith, Jr.	DT	6-2	295	Jr-TR	Chicago, IL/Mount Carmel/
3	Marcell Ateman	WR	6-4	220	RSr-3L	Dallas, TX/Wylie East							Michigan State/Kennedy-King College
3	Kenneth Edison-McGruder	LB	6-0	220	Jr-2L	Houston, TX/Taylor	56	Larry Williams	OL	6-4	330	RSr-1L	Wilmington, NC/Laney/
4	A.J. Green	CB	6-1	180	So-1L	DeSoto, TX/DeSoto							East Carolina/Hutchinson CC
4	Tracin Wallace	QB	6-0	175	Fr-HS	Fort Worth, TX/South Hills	57	Walker Reed	OL	6-6	350	RFr-RS	Norman, OK/North
5	Justice Hill	RB	5-10	185	So-1L	Tulsa, OK/Booker T. Washington	58	Brett Wilson	OL	6-2	275	RSo-Sq	Cashion, OK/Cashion
5	Jerel Morrow	S	5-10	205	RSr-3L	Emporia, KS/Emporia	59	Matt Hockett	P	6-2	215	RJR-Sq	Norman, OK/Norman
6	Adrian Baker	CB	5-11	180	Sr-TR	Hallandale, FL/Chaminade-Madonna/	60	Zachary Crabtree	OL	6-7	310	RSr-3L	Mansfield, TX/Mansfield
						Clemson	62	Jacob Clark	OL	6-3	280	RFR-RS	Rogers, AR/Bentonville
6	Keenen Brown	CW	6-3	250	RJR-1L	Houston, TX/Alief Taylor	63	Sam Walkingstick	LS	5-11	200	RSo-1L	Sallisaw, OK/Sallisaw
7	Ramon Richards	S	5-11	185	Sr-3L	San Antonio, TX/Brackenridge	65	Matt McClurg	OL	6-5	323	Fr-HS	Centennial, CO/Heritage
8	Braydon Johnson	WR	6-1	185	Fr-HS	Arlington, TX/Bowie	66	Lemaefe Galea'i	OL	6-4	340	RJR-1L	Euleess, TX/Trinity
8	Rodarius Williams	CB	6-0	180	RFR-RS	Shreveport, LA/Calvary Baptist	67	Shane Richards	OL	6-8	325	Sr-Sq	Calgary, Alberta, Canada/
9	Gyasi Akem	LB	6-2	239	Sr-3L	Broken Arrow, OK/Broken Arrow							New Mexico Military
9	John Kolar	QB	6-4	200	RSo-Sq	Norman, OK/Norman North	68	Deionte Noel	OL	6-2	325	RJR-Sq	Cibola, TX/Steele
10	Tyrell Alexander	WR	6-1	180	RFR-RS	Lancaster, TX/Lancaster	69	Bailey Wilhite	OL	6-3	292	Fr.	Rowlett, TX / Rowlett
11	Keondre Wudtee	QB	6-4	210	RFR-RS	Bossier City, LA/Parkway	70	Ben Hughes	DT	6-1	325	RSr-Sq	Waco, TX/University
11	Amen Ogbongbemiga	LB	6-0	225	RFR-RS	Calgary, Alberta, Canada/Notre Dame HS	71	Brad Lundblade	OL	6-3	300	Sr-3L	Argyle, TX/Liberty Christian
12	Kirk Tucker	LB	6-1	200	Sr-3L	Tucker, GA/Tucker	72	Johnny Wilson	OL	6-3	310	RSo-Sq	Midland, TX/Midland Christian
12	Ryan Sherry	QB	6-4	205	Fr-HS	Holdenville, OK/Holdenville	73	Teven Jenkins	OL	6-6	310	RFR-RS	Topeka, KS/Topeka
13	Tyron Johnson	WR	6-1	185	RSo-TR	New Orleans, LA/Warren Easton/LSU	74	Larry Joubert	OL	6-4	290	Jr-TR	Oklahoma City, OK/Douglass/NEO A&M JC
13	Lamarcus Morton	CB	6-1	165	Fr-HS	Gilmer, TX/Gilmer	75	Marcus Keyes	OL	6-3	300	RSo-1L	Port Allen, LA/Port Allen
14	Bryce Balous	CB	5-11	185	RSo-Sq	McKinney, TX/North	76	Dylan Galloway	OL	6-5	310	RFR-RS	Dallas, TX/Coppell
14	Taylor Cornelius	QB	6-6	225	RJR-Sq	Bushland, TX/Bushland	77	Tyler Moore	OL	6-4	310	Jr-TR	Galena Park, TX/North Shore/Minnesota
15	Chris Lacy	WR	6-3	205	Sr-3L	DeSoto, TX/DeSoto	78	Aaron Cochran	OL	6-8	350	Sr-TR	Atwater, CA/Buhach Colony/California
16	Devin Harper	LB	6-1	240	RFR-RS	Knoxville, TN/Karns	79	Darrion Daniels	DT	6-3	300	Jr-2L	Dallas, TX/Bishop Dunne
17	Dillon Stoner	WR	6-0	198	RFR-RS	Tulsa, OK/Jenks	79	Matt Kegel	OL	6-5	295	RFR-RS	Chaska, MN/Chaska
18	Za'Carrius Green	S	5-11	205	RSo-Sq	Duncanville, TX/Duncanville	80	Tylan Wallace	WR	6-0	185	Fr-HS	Fort Worth, TX/South Hills
18	Jelani Woods	QB	6-7	235	Fr-HS	Ellenwood, GA/Cedar Grove	81	LC Greenwood	WR	6-3	210	Fr-HS	Garland, TX/Lakeview Centennial
19	Jovi Muñoz	K	5-8	173	Fr-HS	Arlington, TX/Mansfield Summit	82	Cole Walterscheid	DE	6-5	260	RJR-1L	Muenster, TX/Muenster
19	Justin Phillips	LB	6-0	230	RJR-2L	Pearland, TX/Pearland	83	Korie Frausto	WR	6-0	187	RFR-HS	Wichita, KS/Maize South/Army
20	Malcolm Rodriguez	S	6-0	205	Fr-HS	Wagoner, OK/Wagoner	84	Dayton Metcalf	CW	6-4	215	RFR-RS	Hooker, OK/Hooker
22	Ja'Ron Wilson	RB	5-10	225	RFR-RS	Euleess, TX/Trinity	85	Patrick McKaufman	WR	6-6	190	So-TROklahoma City, OK/Douglass, NEO A&M JC	
22	Taoheed Karim	CB	5-11	165	Fr-HS	Oklahoma City, OK/Putnam City North	86	Triston Grant	DE	6-4	235	RFR-RS	Owasso, OK/Owasso
23	Trey Sterling	S	6-1	195	Fr-HS	Sunnyvale, TX/Sunnyvale	86	Baron Odom	CW	6-5	225	Fr-HS	Wynnewood, OK/Wynnewood
24	LD Brown	RB	5-9	193	RFR-RS	Dallas, TX/DeSoto	87	Logan Carter	CW	6-4	245	RFR-RS	Henrietta, TX/Henrietta
25	Malik Kearse	CB	6-0	170	Sr-Sq	Miami, FL/Pace/Fort Scott CC	88	Landon Wolf	WR	5-11	170	RFR-RS	Tulsa, OK/East Central
25	Cole McKnight	WR	5-11	180	RSr-Sq	Cushing, OK/Cushing	89	Austin Parker	WR	6-1	195	RJR-Sq	Grapevine, TX/Grapevine/SE Okla. State
26	Anthony Love	WR	6-4	192	Fr-HS	Lawton, OK/MacArthur	89	Tralund Webber	DE	6-5	250	Sr-1L	Cameron, TX/Yoe/Blinn JC
27	J.D. King	RB	5-11	205	Fr-HS	Fitzgerald, GA/Fitzgerald	90	Taaj Bakari	DT	6-1	305	RSo-Sq	Mansfield, TX/Legacy
28	Thabo Mwaniki	S	5-11	185	Fr-HS	Denton, TX/Guyer	91	DeQuinton Osborne	DT	6-0	305	RSr-1L	Grand Prairie, TX/South Grand Prairie
28	James Washington	WR	6-0	205	Sr-3L	Stamford, TX/Stamford							Kilgore JC
29	Bryce Brown	CB	5-9	180	RSo-Sq	Denton, TX/Guyer	92	Cameron Murray	DT	6-2	290	RFR-RS	Bryant, AR/Bryant
29	Zach Sinor	P	5-10	223	RJR-2L	Castroville, TX/Medina Valley	93	Jarrell Owens	DE	6-3	265	RJR-2L	Palestine, TX/Palestine
30	Chuba Hubbard	RB	6-1	190	Fr-HS	Sherwood Park, Alberta, Canada/Bev Facey	94	Jordan Brailford	DE	6-3	250	RSo-1L	Tulsa, OK/Booker T. Washington
31	Tre Flowers	S	6-3	200	RSr-3L	Converse, TX/Judson	95	Vili Leveni	DE	6-4	280	RSr-2L	Hurst, TX/L.D. Bell
32	Kris McCune	CB	6-2	200	Fr-HS	Forney, TX/Dallas Christian	98	Brendon Evers	DT	6-2	290	Fr-HS	Bixby, OK/Bixby
33	Kevin Henry	LB	6-0	230	RSo-1L	Baton Rouge, LA/Central	99	Trey Carter	DT	6-3	295	RJR-1L	Dallas, TX/Pinkston
35	Chance Cook	S	6-0	190	So-1L	Canadian, TX/Canadian							
36	Rhett Boles	WR	5-11	185	Fr-HS	Tuttle, OK/Tuttle							
37	Javarus Barksdale-Blair	CB	6-0	175	RFR-RS	Lexington, KY/Lafayette							
38	Philip Redwine-Bryant	S	6-2	215	RSo-Sq	Harker Heights, TX/Academy							
38	Gunner Hudson	WR	5-10	180	Fr-HS	Afton, OK/Afton							
39	Jake McClure	P	6-3	195	Fr-HS	Chattanooga, TN/East Hamilton							
40	Luke Hupp	CW	5-10	270	RJR-Sq	Louisburg, KS/Louisburg/Fort Scott CC							
40	Brock Martin	DE	6-4	235	Fr-HS	Oologah, OK/Oologah							
41	Britton Abbott	CW	6-2	255	RJR-1L	Liberal, KS/Liberal							
42	Sione Finefeuiaki	CW	6-0	245	Jr-TR	Santa Clara, CA/Wilcox/							
						College of San Mateo							
44	Patrick Macon	LB	6-3	240	Jr-TR	Memphis, TN/Millington Central/							
						Arizona Western CC							
44	Ethan Garner	CW	6-6	255	Fr-HS	Owasso, OK/Owasso							
45	Chad Whitener	LB	6-0	240	RSr-2L	Mansfield, TX/Mansfield/California							
46	Mike Coats	LB	6-1	228	Fr.	Edmond, OK / Santa Fe							
47	Tyler Ferguson	CW	6-2	260	RJR-Sq	McKinney, TX/Boyd							
48	Dawson Bassett	CW	6-4	245	RSr-2L	Tuttle, OK/Tuttle							
49	Matt Ammendola	K	5-9	195	RSo-1L	Lansdale, PA/North Penn							
50	Ry Schneider	OL	6-3	325	RFR-RS	Minco, OK/Minco							
51	Arlington Hambricht	OL	6-5	305	Jr-TR	Ypsilanti, MI/Belleville/Garden City CC							

PRONUNCIATIONS					
3	Marcell Ateman	EIGHT-man	29	Zach Sinor	SIGH-ner
4	Tracin Wallace	TRAY-sin	30	Chuba Hubbard	CHOO-buh
5	Jerel Morrow	juh-RELL	31	Tre Flowers	TRAY
7	Ramon Richards	ruh-MOAN	42	Sione Finefeuiaki	see-OH-nay
8	Braydon Johnson	BRAY-din			FEE-nay-FAY-you-wee-AH-kee
8	Rodarius Williams	roh-DARE-ee-us			
9	Gyasi Akem	JAH-see AH-kem	45	Chad Whitener	WHITE-ner
9	John Kolar	KOE-larr	54	Latu Maile	LAH-too MY-lay
11	Amen Ogbongbemiga	AY-men	66	Lemaefe Galea'i	leh-AH-eh-feh
		awg-BONG-beh-MEE-guh			naw-LAY-uh-eye
11	Keondre Wudtee	kee-AWN-dray WOOD-tee	73	Teven Jenkins	TEV-in
13	Tyron Johnson	TIE-ruhn	74	Larry Joubert	joe-BARE
14	Bryce Balous	(rhymes with 'malice')	82	Cole Walterscheid	walter-SHIED
18	Za'Carrius Green	zuh-CARE-ee-us			(not walter-SHEED)
18	Jelani Woods	jay-LAWN-ee	89	Tralund Webber	TRAY-luhnd
22	Ja'Ron Wilson	JAY-ron	90	Taaj Bakari	TAWJH buh-KAR-ee
25	Malik Kearse	muh-LEEK curse	93	Jarrell Owens	juh-RELL
28	Thabo Mwaniki	TAW-bo MWAH-nee-kee	95	Vili Leveni	VILL-ee luh-VEN-ee

PRONUNCIATIONS

3	Marcell Ateman	EIGHT-man	29	Zach Sinor	SIGH-ner
4	Tracin Wallace	TRAY-sin	30	Chuba Hubbard	CHOO-buh
5	Jerel Morrow	juh-RELL	31	Tre Flowers	TRAY
7	Ramon Richards	ruh-MOAN	42	Sione Finefeuiaki	see-OH-nay
8	Braydon Johnson	BRAY-din			FEE-nay-FAY-you-
8	Rodarius Williams	roh-DARE-ee-us			wee-AH-kee
9	Gyasi Akem	JAH-see AH-kem	45	Chad Whitener	WHITE-ner
9	John Kolar	KOE-larr	54	Latu Maile	LAH-too MY-lay
11	Amen Ogbongbemiga	AY-men	66	Lemaefe Galea'i	lem-AH-eh-feh
		awg-BONG-beh-MEE-guh			naw-LAY-uh-ey
11	Keondre Wudtee	kee-AWN-dray WOOD-tee	73	Teven Jenkins	TEV-in
13	Tyron Johnson	TIE-ruhn	74	Larry Joubert	joe-BARE
14	Bryce Balous	(rhymes with "malice")	82	Cole Walterscheid	walter-SHIED
18	Za'Carrius Green	zuh-CARE-ee-us			(not walter-SHEED)
18	Jelani Woods	jay-LAWN-ee	89	Tralund Webber	TRAY-luhnd
22	Ja'Ron Wilson	JAY-ron	90	Taaj Bakari	TAWJH buh-KAR-ee
25	Malik Kearse	muh-LEEK curse	93	Jarrell Owens	juh-RELL
28	Thabo Mwaniki	TAW-bo MWAH-nee-kee	95	Vili Leveni	VILL-ee luh-VEN-ee



ALPHABETICAL ROSTER

No.	Name	Pos.	Ht.	Wt.	Exp.	Hometown/Previous School	No.	Name	Pos.	Ht.	Wt.	Exp.	Hometown/Previous School
41	Britton Abbott	CW	6-2	255	RJr-1L	Liberal, KS/Liberal	32	Kris McCune	CB	6-2	200	Fr-HS	Forney, TX/Dallas Christian
9	Gyasi Akem	LB	6-2	239	Sr-3L	Broken Arrow, OK/Broken Arrow	85	Patrick McKaufman	WR	6-6	190	So-TR	Oklahoma City, OK/Douglass, NEO A&M JC
10	Tyrell Alexander	WR	6-1	180	RFr-RS	Lancaster, TX/Lancaster	25	Cole McKnight	WR	5-11	180	RSr-Sq	Cushing, OK/Cushing
49	Matt Ammendola	K	5-9	195	RSO-1L	Lansdale, PA/North Penn	84	Dayton Metcalf	CW	6-4	215	RFr-RS	Hooker, OK/Hooker
3	Marcell Ateman	WR	6-4	220	RSr-3L	Dallas, TX/Wylie East	77	Tyler Moore	OL	6-4	310	Jr-TR	Galena Park, TX/North Shore/Minnesota
90	Taaj Bakari	DT	6-1	305	RSO-Sq	Mansfield, TX/Legacy	52	Tanner Morgan	LS	6-1	235	So-1L	Ankeny, IA/Centennial
6	Adrian Baker	CB	5-11	180	Sr-TR	Hallandale, FL/Chaminade-Madonna/ Clemson	5	Jerel Morrow	S	5-10	205	RSr-3L	Emporia, KS/Emporia
14	Bryce Balous	CB	5-11	185	RSO-Sq	McKinney, TX/North	13	Lamarcus Morton	CB	6-1	165	Fr-HS	Gilmer, TX/Gilmer
37	Javarus Barksdale-Blair	CB	6-0	175	RFr-RS	Lexington, KY/Lafayette	19	Jovi Muñoz	K	5-8	173	Fr-HS	Arlington, TX/Mansfield Summit
48	Dawson Bassett	CW	6-4	245	RSr-2L	Tuttle, OK/Tuttle	92	Cameron Murray	DT	6-2	290	RFr-RS	Bryant, AR/Bryant
36	Rhett Boles	WR	5-11	185	Fr-HS	Tuttle, OK/Tuttle	28	Thabo Mwaniki	S	5-11	185	Fr-HS	Denton, TX/Guyer
94	Jordan Brailford	DE	6-3	250	RSO-1L	Tulsa, OK/Booker T. Washington	68	Deionte Noel	OL	6-2	325	RJr-Sq	Cibola, TX/Steele
6	Keenen Brown	CW	6-3	250	RJr-1L	Houston, TX/Alief Taylor	86	Baron Odom	CW	6-5	225	Fr-HS	Wynnewood, OK/Wynnewood
24	LD Brown	RB	5-9	193	RFr-RS	Dallas, TX/DeSoto	11	Amen Ogbongbemiga	LB	6-0	225	RFr-RS	Calgary, Alberta, Canada/Notre Dame HS
29	Bryce Brown	CB	5-9	180	RSO-Sq	Denton, TX/Guyer	91	DeQuinton Osborne	DT	6-0	305	RSr-1L	Grand Prairie, TX/South Grand Prairie/ Kilgore JC
1	Calvin Bundage	LB	6-2	205	So-1L	Edmond, OK/Santa Fe	93	Jarrell Owens	DE	6-3	265	RJr-2L	Palestine, TX/Palestine
87	Logan Carter	CW	6-4	245	RFr-RS	Henrietta, TX/Henrietta	89	Austin Parker	WR	6-1	195	RJr-Sq	Grapevine, TX/Grapevine/SE Okla. State
99	Trey Carter	DT	6-3	295	RJr-1L	Dallas, TX/Pinkston	19	Justin Phillips	LB	6-0	230	RJr-2L	Pearland, TX/Pearland
62	Jacob Clark	OL	6-3	280	RFr-RS	Rogers, AR/Bentonville	38	Philip Redwine-Bryant	S	6-2	215	RSO-Sq	Harker Heights, TX/Academy
46	Mike Coats	LB	6-1	228	Fr	Edmond, OK / Santa Fe	57	Walker Reed	OL	6-6	350	RFr-RS	Norman, OK/North
78	Aaron Cochran	OL	6-8	350	Sr-TR	Atwater, CA/Buhach Colony/California	7	Ramon Richards	S	5-11	185	Sr-3L	San Antonio, TX/Brackenridge
35	Chance Cook	S	6-0	190	So-1L	Canadian, TX/Canadian	67	Shane Richards	OL	6-8	325	Sr-Sq	Calgary, Alberta, Canada/ New Mexico Military
14	Taylor Cornelius	QB	6-6	225	RJr-Sq	Bushland, TX/Bushland	20	Malcolm Rodriguez	S	6-0	205	Fr-HS	Wagoner, OK/Wagoner
60	Zachary Crabtree	OL	6-7	310	RSr-3L	Mansfield, TX/Mansfield	2	Mason Rudolph	QB	6-5	230	Sr-2L	Rock Hill, SC/ Northwestern
2	Darius Curry	S	6-1	205	RSr-2L	Flowery Branch, GA/Flowery Branch	50	Ry Schneider	OL	6-3	325	RFr-RS	Minco, OK/Minco
79	Darion Daniels	DT	6-3	300	Jr-2L	Dallas, TX/Bishop Dunne	12	Ryan Sherry	QB	6-4	205	Fr-HS	Holdenville, OK/Holdenville
3	Kenneth Edison-McGruder	LB	6-0	220	Jr-2L	Houston, TX/Taylor	29	Zach Sinor	P	5-10	223	RJr-2L	Castroville, TX/Medina Valley
98	Brendon Evers	DT	6-2	290	Fr-HS	Bixby, OK/Bixby	56	Enoch Smith, Jr.	DT	6-2	295	Jr-TR	Chicago, IL/Mount Carmel/ Michigan State/Kennedy-King College
47	Tyler Ferguson	CW	6-2	260	RJr-Sq	McKinney, TX/Boyd	23	Trey Sterling	S	6-1	195	Fr-HS	Sunnyvale, TX/Sunnyvale
42	Sione Finefeuiaki	CW	6-0	245	Jr-TR	Santa Clara, CA/Wilcox/ College of San Mateo	17	Dillon Stoner	WR	6-0	198	RFr-RS	Tulsa, OK/Jenks
31	Tre Flowers	S	6-3	200	RSr-3L	Converse, TX/Judson	12	Kirk Tucker	LB	6-1	200	Sr-3L	Tucker, GA/Tucker
83	Korie Frausto	WR	6-0	187	RFr-HS	Wichita, KS/Maize South/Army	63	Sam Walkingstick	LS	5-11	200	RSO-1L	Salinas, OK/Salisaw
66	Lemaefe Galea'i	OL	6-4	340	RJr-1L	Eules, TX/Trinity	4	Tracin Wallace	QB	6-0	175	Fr-HS	Fort Worth, TX/South Hills
76	Dylan Galloway	OL	6-5	310	RFr-RS	Dallas, TX/Coppell	80	Tylan Wallace	WR	6-0	185	Fr-HS	Fort Worth, TX/South Hills
44	Ethan Garner	CW	6-6	255	Fr-HS	Owasso, OK/Owasso	82	Cole Walterscheid	DE	6-5	260	RJr-1L	Muenster, TX/Muenster
86	Triston Grant	DE	6-4	235	RFr-RS	Owasso, OK/Owasso	28	James Washington	WR	6-0	205	Sr-3L	Stamford, TX/Stamford
4	A.J. Green	CB	6-1	180	So-1L	DeSoto, TX/DeSoto	89	Tralund Webber	DE	6-5	250	Sr-1L	Cameron, TX/Yoe/Blinn JC
18	Za'Carrius Green	S	5-11	205	RSO-Sq	Duncanville, TX/Duncanville	45	Chad Whitener	LB	6-0	240	RSr-2L	Mansfield, TX/Mansfield/California
81	LC Greenwood	WR	6-3	210	Fr-HS	Garland, TX/Lakeview Centennial	69	Bailey Wilhite	OL	6-3	292	Fr	Rowlett, TX / Rowlett
51	Arlington Hambricht	OL	6-5	305	Jr-TR	Ypsilanti, MI/Belleville/Garden City CC	56	Larry Williams	OL	6-4	330	RSr-1L	Wilmington, NC/Laney/ East Carolina/Hutchinson CC
16	Devin Harper	LB	6-1	240	RFr-RS	Knoxville, TN/Karns	8	Rodarius Williams	CB	6-0	180	RFr-RS	Shreveport, LA/Calvary Baptist
53	Matt Hembrough	LS	6-3	192	Fr	Lisle, IL / Benet	58	Brett Wilson	OL	6-2	275	RSO-Sq	Cashion, OK/Cashion
33	Kevin Henry	LB	6-0	230	RSO-1L	Baton Rouge, LA/Central	22	Ja'Ron Wilson	RB	5-10	225	RFr-RS	Eules, TX/Trinity
5	Justice Hill	RB	5-10	185	So-1L	Tulsa, OK/Booker T. Washington	72	Johnny Wilson	OL	6-3	310	RSO-Sq	Midland, TX/Midland Christian
59	Matt Hockett	P	6-2	215	RJr-Sq	Norman, OK/Norman	88	Landon Wolf	WR	5-11	170	RFr-RS	Tulsa, OK/East Central
38	Chuba Hubbard	WR	6-1	190	Fr-HS	Sherwood Park, Alberta, Canada/Bev Facey	18	Jelani Woods	QB	6-7	235	Fr-HS	Ellenwood, GA/Cedar Grove
70	Ben Hughes	DT	6-1	325	RSr-Sq	Waco, TX/University	11	Keondre Wudtee	QB	6-4	210	RFr-RS	Bossier City, LA/Parkway
40	Luke Hupp	CW	5-10	270	RJr-Sq	Louisburg, KS/Louisburg/Fort Scott CC							
73	Teven Jenkins	OL	6-6	310	RFr-RS	Topeka, KS/Topeka							
8	Braydon Johnson	WR	6-1	185	Fr-HS	Arlington, TX/Bowie							
13	Tyron Johnson	WR	6-1	185	RSO-TR	New Orleans, LA/Warren Easton/LSU							
74	Larry Joubert	OL	6-4	290	Jr-TR	Oklahoma City, OK/Douglass/NEO A&M JC							
22	Taoheed Karim	CB	5-11	165	Fr-HS	Oklahoma City, OK/Putnam City North							
25	Malik Kearse	CB	6-0	170	Sr-Sq	Miami, FL/Pace/Fort Scott CC							
79	Matt Kegel	OL	6-5	295	RFr-RS	Chaska, MN/Chaska							
75	Marcus Keyes	OL	6-3	300	RSO-1L	Port Allen, LA/Port Allen							
27	J.D. King	RB	5-11	205	Fr-HS	Fitzgerald, GA/Fitzgerald							
9	John Kolar	QB	6-4	200	RSO-Sq	Norman, OK/Norman North							
15	Chris Lacy	WR	6-3	205	Sr-3L	DeSoto, TX/DeSoto							
95	Vili Leveni	DE	6-4	280	RSr-2L	Hurst, TX/L.D. Bell							
26	Anthony Love	WR	6-4	192	Fr-HS	Lawton, OK/MacArthur							
71	Brad Lundblade	OL	6-3	300	Sr-3L	Argyle, TX/Liberty Christian							
44	Patrick Macon	LB	6-3	240	Jr-TR	Memphis, TN/Millington Central/ Arizona Western CC							
54	Latu Maile	DT	6-1	305	So-TR	Eules, TX/Trinity/Tyler JC							
40	Brock Martin	DE	6-4	235	Fr-HS	Oologah, OK/Oologah							
1	Jalen McCleskey	WR	5-10	170	Jr-2L	Covington, LA/St. Paul's							
39	Jake McClure	P	6-3	195	Fr-HS	Chattanooga, TN/East Hamilton							
65	Matt McClurg	OL	6-5	323	Fr-HS	Centennial, CO/Heritage							

PRONUNCIATIONS

9	Gyasi Akem	JAH-see AH-kem	95	Vili Leveni	VILL-ee luh-VEN-ee
3	Marcell Ateman	EIGHT-man	54	Latu Maile	LAH-too MY-lay
90	Taaj Bakari	TAWJH buh-KAR-ee	5	Jerel Morrow	juh-RELL
14	Bryce Balous	(rhymes with "malice")	28	Thabo Mwaniki	TAW-bo MWAH-nee-kee
42	Sione Finefeuiaki	see-OH-nay	11	Amen Ogbongbemiga	AY-men
		FEE-nay-FAY-you-wee-AH-kee			awg-BONG-beh-MEE-guh
31	Tre Flowers	TRAY	93	Jarrell Owens	juh-RELL
66	Lemaefe Galea'i	lem-AH-eh-feh	7	Ramon Richards	ruh-MOAN
		naw-LAY-uh-eye	29	Zach Sinor	SIGH-ner
18	Za'Carrius Green	zuh-CARE-ee-us	4	Tracin Wallace	TRAY-sin
30	Chuba Hubbard	CHOO-buh	82	Cole Walterscheid	walter-SHIED (not walter-SHEED)
73	Teven Jenkins	TEV-in	89	Tralund Webber	TRAY-luhnd
8	Braydon Johnson	BRAY-din	45	Chad Whitener	WHITE-ner
13	Tyron Johnson	TIE-ruhn	8	Rodarius Williams	roh-DARE-ee-us
74	Larry Joubert	joe-BARE	22	Ja'Ron Wilson	JAY-rah
25	Malik Kearse	muh-LEEK curse	18	Jelani Woods	jay-LAWN-ee
9	John Kolar	KOE-larr	11	Keondre Wudtee	kee-AWN-dray WOOD-tee



GAME NOTES

ASSOCIATED PRESS POLL, WEEK 5

RK	TEAM	RECORD	PTS
1	Alabama (52)	4-0	1,515
2	Clemson (8)	4-0	1,458
3	Oklahoma (1)	4-0	1,397
4	Penn State	4-0	1,304
5	USC	4-0	1,247
6	Washington	4-0	1,188
7	Georgia	4-0	1,136
8	Michigan	4-0	1,088
9	TCU	4-0	1,028
10	Wisconsin	3-0	1,023
11	Ohio State	3-1	1,016
12	Virginia Tech	4-0	828
13	Auburn	3-1	701
14	Miami (FL)	2-0	693
15	Oklahoma State	3-1	665
16	Washington State	4-0	551
17	Louisville	3-1	502
18	South Florida	4-0	406
19	San Diego State	4-0	365
20	Utah	4-0	356
21	Florida	2-1	342
22	Notre Dame	3-1	246
23	West Virginia	3-1	212
24	Mississippi State	3-1	148
25	LSU	3-1	92

Others receiving votes: NC State 87, Duke 79, Texas Tech 40, Florida St. 35, Memphis 26, Iowa 16, Stanford 8, California 7, Colorado 5, UCF 4, Minnesota 3, Kansas St. 3, Oregon 3, Tennessee 1, Wake Forest 1

AMWAY COACHES POLL, WEEK 5

RK	TEAM	RECORD	PTS
1	Alabama (59)	4-0	1,570
2	Clemson (4)	4-0	1,499
3	Oklahoma	4-0	1,443
4	Penn State	4-0	1,328
5	USC	4-0	1,306
6	Washington	4-0	1,277
7	Michigan	4-0	1,152
8	Georgia	4-0	1,089
9	Ohio State	3-1	1,066
10	Wisconsin	3-0	1,029
11	TCU	4-0	985
12	Virginia Tech	4-0	877
13	Miami	2-0	727
14	Oklahoma State	3-1	687
15	Auburn	3-1	684
16	Washington State	4-0	574
17	South Florida	4-0	522
18	Louisville	3-1	505
19	Utah	4-0	437
20	Florida	2-1	345
21	San Diego State	4-0	315
22	LSU	3-1	221
23	West Virginia	3-1	184
24	Mississippi State	3-1	132
25	Florida State	0-2	104

Others receiving votes: Notre Dame 100; Duke 93; North Carolina State 54; Memphis 44; Kansas State 27; Minnesota 15; Wake Forest 15; Central Florida 13; Stanford 12; Texas Tech 11; Oregon 9; Iowa 9; Tennessee 7; South Carolina 6; Navy 6; Georgia Tech 6; Texas A&M 4; Colorado 3; Appalachian State 1; Maryland 1; Troy 1.

THE BASICS

The No. 15/14 Oklahoma State football team (3-1 overall; 0-1 Big 12) travels to Lubbock, Texas for its first Big 12 road trip of the 2017 season. The Cowboys square off with the Texas Tech Red Raiders (3-0 overall; 0-0 Big 12) in Jones AT&T Stadium on Saturday, Sept. 30 at 7 p.m. CT on FOX.

ON THE AIR

The game will be televised by FOX with Gus Johnson, Joel Klatt and Jenny Taft on the call. The contest will also be carried live on the Cowboy Radio Network, with Dave Hunziker handling play-by-play, John Holcomb providing analysis and Robert Allen reporting from the sideline. Fans outside of the Cowboy Radio Network can listen to the OSU broadcast for free through TuneIn Radio or the TuneIn Radio app.

IN THE RANKINGS

Oklahoma State is ranked No. 15 in the Associated Press poll and is No. 14 in the Amway Coaches Poll. The Cowboys have been ranked in the top 15 of both polls since week 12 of the 2016 season.

Including this season, OSU has now reached the top 15 of the A.P. poll at some point in nine of the past 10 seasons and the top 10 of the A.P. poll in eight of the last 10 seasons. This week's game at Texas Tech marks the 88th time in the Cowboys' last 119 games that OSU has been ranked by the A.P. entering a game.

Texas Tech enters the game unranked, but the Red Raiders are receiving votes in both polls.

Although the first College Football Playoff rankings of 2017 aren't released until October 31, it is worth noting that the Cowboys are one of only seven teams to be ranked in every set of CFP rankings since the beginning of 2015, joining Alabama, Clemson, Florida State, Michigan, Ohio State and Utah.

THE SERIES

The series between Oklahoma State and Texas Tech is a tight one, with TTU holding a 21-20-3 all-time series advantage, and a 12-6-2 advantage in Lubbock. The Cowboys have owned the series of late, though, winning the last eight matchups and the last four games in Lubbock - OSU has not lost to TTU since 2008. Mike Gundy is 10-2 in his career against Texas Tech, and Kliff Kingsbury is 0-4 against OSU.

OKLAHOMA STATE FROM A DISTANCE

The Cowboys are 3-1 on the year after being handed their first loss of the season by TCU last week. OSU continued to put up big offensive numbers in the game (499 yards of offense), but untimely penalties, TCU's third-down offense and turnovers ultimately sealed the 44-31 win for the Horned Frogs in a game the Cowboys cut down to six points in the fourth quarter. Prior to that game, the Cowboys rolled through the three game non-conference portion of their schedule, winning by a combined score of 162-52.

Quarterback Mason Rudolph has been, as expected, the biggest story of the OSU football season thus far. The senior Heisman candidate has continued to rewrite the OSU record book, setting the school record for career passing yards at South Alabama, the school record for passing yards in a half at Pittsburgh as he threw for 423 yards and five touchdowns before halftime and last week becoming OSU's all-time leader in total offense, just to name a few.

Perhaps Rudolph's biggest asset is his receiving corps. In just four games, OSU has had seven 100-yard single game receiving performances, with four different players contributing at least one: James Washington (three), Marcell Ateman (two), Jalen McCleskey (one) and Dillon Stoner (one). Those four all had a 100-yard day at Pittsburgh, marking the most in a game in OSU history and the first time FBS team has had four 100-yard receivers in a game since Texas Tech did it in 2005.

The defense has been opportunistic on the season, scoring three defensive touchdowns - one in each of the first three games - to rank second nationally this season. The Cowboys have started games strongly as well, allowing just six first-quarter points all season.

WEEKLY MEDIA CALENDAR

25

Monday

10:20 a.m. CT
Mike Gundy on
Big 12 Coaches
Teleconference

11 a.m. CT
Mike Gundy
Media Luncheon

6 p.m. CT
Mike Gundy
Radio Show -
Cowboy Radio
Network

26

Tuesday

5:45 p.m. CT
Selected
Cowboy play-
ers available
after practice in
the Sherman E.
Smith Training
Center

27

Wednesday

5 p.m. CT
Cowboy Foot-
ball Roundup
TV Show Aired
on Fox Sports
Oklahoma

28

Thursday

No availability

29

Friday

No availability
except for net-
work TV

30

Saturday

7 p.m. CT
OSU vs.
Texas Tech



GAME NOTES

TEXAS TECH FROM A DISTANCE

Texas Tech is facing Oklahoma State in its first conference game of the 2017 season, as well as its first game against a ranked opponent. The Red Raiders have gone 3-0 with wins over Eastern Washington, 56-10, Arizona State, 52-45, and Houston, 27-24.

The Red Raider offense has put up plenty of big numbers as well, ranking third nationally with 587.3 yards per game and holding the second-best passing offense in the nation at 437.7 yards per game. Senior quarterback Nic Shimonek leads the way for the offense as the only quarterback in the Big 12 averaging more passing yards per game than Mason Rudolph. Shimonek's top target is junior receiver Keke Coutee, who has 28 receptions for 446 yards and four touchdowns on the year.

Defensively, TTU has made its living off of turnovers as their 2.33 turnover margin per game is the second-best in the country.

AN OKLAHOMA STATE WIN WOULD...

- ▶ Mark the eighth time it has won at least four of its first five games during the Mike Gundy era.
- ▶ Even its all-time record vs. Texas Tech at 21-21-3.
- ▶ Mark its ninth straight win over Texas Tech to match its longest active winning streak over any opponent. OSU has also won nine straight in its series against Louisiana.
- ▶ Mark its fifth-straight win over Texas Tech in Lubbock - the longest road streak for either team in the series.
- ▶ Improve Mike Gundy's record against Texas Tech to 11-2.
- ▶ Give the Cowboys wins in 12 of their last 14 true road games.
- ▶ Give the Cowboys wins in 12 of their last 14 games overall.
- ▶ Improve the Cowboys to 56-6 in their last 62 games against unranked opponents, dating back to 2010.
- ▶ Give the Cowboys wins in 22 of their last 23 games when playing as a ranked team against an unranked opponent.
- ▶ Improve Mike Gundy's record in conference games to 64-40.
- ▶ Improve the Cowboys to 45-19 in Big 12 Conference games since 2010.

NOTABLE STREAKS AND TRENDS ENTERING THE GAME

- ▶ Oklahoma State has won 11 of its last 13 games overall.
- ▶ QB Mason Rudolph has thrown 35 touchdown passes against just five interceptions in his last 13 games.
- ▶ Receiver James Washington has at least one catch in each of his last 36 games - the second longest active streak in the country.
- ▶ Receiver Jalen McCleskey has at least one catch in each of his last 26 games.
- ▶ The Cowboys are outscoring their opponents in the first quarter, 66-6, this year, and have not allowed a first quarter point in five of their last six games.
- ▶ OSU is 11-1 in its last 12 games decided by less than 10 points.
- ▶ Oklahoma State has outrushed its opponent in four of its last five games and in six of its last eight games.
- ▶ Oklahoma State has won 25 of its last 32 games overall, dating back to the end of the 2014 season.
- ▶ Oklahoma State has scored at least 20 points in each of its last 33 games - the second-longest active streak in the nation, trailing only Oregon's streak of 44 straight.
- ▶ Oklahoma State's defense has forced at least one turnover in 18 straight games and in 27 of the last 28 games, dating back to 2015.
- ▶ OSU has scored a defensive touchdown in three of its last four games.
- ▶ Dating back to 2005, the Cowboys have won 30 of their last 32 games when not committing a turnover.
- ▶ Dating back to 2008, the Cowboys have won 52 of their last 57 games when winning the turnover battle.
- ▶ Oklahoma State has held its last 12 opponents to a total of minus-23 punt return yards.

CONNECTIONS

- ▶ OSU WR Tyron Johnson and TTU DB Abraham Wallace went to LSU.
- ▶ OSU CB Lamarcus Morton and TTU QB McLane Carter went to Gilmer HS in Texas.
- ▶ OSU OL Larry Williams and TTU WR De'Quan Bowman and RB Tre King went to Hutchinson CC.
- ▶ OSU RB Ja'Ron Wilson, OL Lemaefe Galea'i and DT Latu Maile and TTU DB John Davis, Jr. went to Trinity HS in Euless, Texas.
- ▶ OSU DT Latu Maile and TTU QB McLane Carter went to Tyler JC.
- ▶ OSU OL Deionte Noel and TTU WR Xavier Martin, RB Justin Stockton, WR Antoine Wesley and OL Terence Steele went to Steele HS in Cibolo, Texas.
- ▶ OSU WR Braydon Johnson and TTU OL Madison Akamnonu went to Bowie HS in Arlington, Texas.
- ▶ OSU safeties coach Dan Hammerschmidt and TTU DC David Gibbs and LB coach Zac Spavital were on staff at Houston in 2014.
- ▶ OSU OL coach Josh Henson and TTU special teams coordinator Joe Robinson were on staff at LSU in 2008. Robinson and OSU WR Kasey Dunn were on staff at Arizona from 2004-06.

STATE OF THE PROGRAM

FIRST-ROUND PICKS, 2009-17 (BIG 12)

1. Oklahoma State	6
Baylor	6
3. Oklahoma	5
4. Texas	4
West Virginia	4
6. TCU	3
7. Texas Tech	2
8. Kansas State	1
9. Iowa State and Kansas	0

FIRST-ROUND PICKS, 2009-17 (NATIONAL)

1. Alabama	22
2. Florida	13
Ohio State	13
4. Florida State	10
LSU	10
6. Texas A&M	9
USC	9
8. Missouri	8
Clemson	8
10. Georgia	7
North Carolina	7
Wisconsin	7
11. Oklahoma State	6
Baylor	6
Louisville	6
Notre Dame	6
Mississippi	6
Tennessee	6
Washington	6
Stanford	6
21. California	5
Oklahoma	5
Oregon	5

MOST 10-WIN SEASONS, 2010-2017

1. Alabama	7
2. Florida State	6
Ohio State	6
Stanford	6
Oklahoma	6
6. Oklahoma State	5
Michigan State	5
Oregon	5
Wisconsin	5
Boise State	5
Clemson	5
12. TCU	4
Baylor	4
Georgia	4
LSU	4

RECORD IN BIG 12 GAMES SINCE 2010

1. Oklahoma	50-13	.793
2. Oklahoma State	44-19	.698
3. Baylor	39-23	.629
4. Kansas State	38-23	.623
5. TCU*	26-20	.565
6. West Virginia*	23-22	.511
7. Texas	29-32	.467
8. Texas Tech	22-40	.355
9. Iowa State	15-47	.242
10. Kansas	4-59	.063

* TCU and West Virginia didn't join the Big 12 until 2012.



GAME NOTES

STATE OF THE PROGRAM



The list of Oklahoma State products now in the NFL includes three Pro Bowlers - kicker Dan Bailey of the Dallas Cowboys, receiver Dez Bryant of the Dallas Cowboys, and offensive lineman Russell Okung of the Los Angeles Chargers.

The complete list:

Player	Team	Position
Dan Bailey	Dallas Cowboys	K
Dez Bryant	Dallas Cowboys	WR
Chris Carson	Seattle Seahawks	RB
Michael Hunter	New York Giants	CB
Ashton Lampkin	Kansas City Chiefs	CB
Emmanuel Ogbah	Cleveland Browns	DL
Russell Okung	Los Angeles Chargers	OT
Tyler Patmon	Jacksonville Jaguars	CB
Kevin Peterson	Los Angeles Rams	CB
Lenzy Pipkins	Green Bay Packers	CB
Lane Taylor	Green Bay Packers	OG
Vincent Taylor	Miami Dolphins	DT

Since Mike Gundy took over as head coach in 2005, Oklahoma State has produced 21 NFL draft picks. The list:

OSU'S DRAFT PICKS UNDER MIKE GUNDY

Year	Rd.	Pick	Player	Pos.	Team
2005	2	56	Darrent Williams	CB	Denver Broncos
2005	3	73	Vernand Morency	RB	Houston Texans
2005	7	249	Billy Bajema	TE	San Francisco 49ers
2006	6	199	Charlie Johnson	T	Indianapolis Colts
2007	4	132	Ryan McBean	DE	Pittsburgh Steelers
2007	6	209	Corey Hilliard	OT	New England Patriots
2009	1	20	Brandon Pettigrew	TE	Detroit Lions
2010	1	6	Russell Okung	OL	Seattle Seahawks
2010	1	24	Dez Bryant	WR	Dallas Cowboys
2010	5	137	Perrish Cox	DB	Denver Broncos
2010	7	250	Zac Robinson	QB	New England Patriots
2011	4	115	Kendall Hunter	RB	San Francisco 49ers
2012	1	5	Justin Blackmon	WR	Jacksonville Jaguars
2012	1	22	Brandon Weeden	QB	Cleveland Browns
2012	6	190	Markelle Martin	S	Tennessee Titans
2013	5	151	Joseph Randle	RB	Dallas Cowboys
2014	1	8	Justin Gilbert	CB	Cleveland Browns
2015	7	252	Josh Furman	DB	Denver Broncos
2016	2	32	Emmanuel Ogbah	DE	Cleveland Browns
2017	6	194	Vincent Taylor	DT	Miami Dolphins
2017	7	249	Chris Carson	RB	Seattle Seahawks

Team and Player Notes

WIN INDICATORS

There are many things that go into whether a team wins a game, but a long-term look at the trends during Mike Gundy's tenure at Oklahoma State shows that winning the turnover battle and winning the run game are two of the easiest ways to predict an OSU victory.

Since 2005, when the Cowboys win the turnover battle, they are 62-8 (88.6 pct.) They are 29-2 (93.5 pct.) in games when they commit zero turnovers. OSU is 79-20 under Gundy when outrushing the opponent (79.8 pct.) and is 33-5 when holding the opponent under 100 yards on the ground (86.8 pct.).

History also shows that OSU is tough to beat when it takes a lead into halftime, as the Cowboys are 84-7 when leading at intermission under Gundy (92.3 pct.).

WEEK FIVE TALKING POINTS - OFFENSE

► Already OSU's all-time leading passer, Mason Rudolph continues to rewrite the record book at Oklahoma State. He owns no fewer than 18 school records, and he's added even more to his resume the last two weeks. With 423 first half passing yards against Pitt, Rudolph set a new school record for passing yards in a half. Against TCU last week, Rudolph threw for 398 yards to surpass the 300-yard mark for a fifth straight game to set a new OSU record for consecutive games with at least 300 passing yards.

► The Cowboy receivers are also denting the record books. OSU recorded four different 100-yard receivers in the game at Pitt - Jalen McCleskey (162), James Washington (124), Marcell Ateman (109) and Dillon Stoner (100). It was the first time in school history that OSU has had more than two 100-yard receivers in a game, and the first time any FBS team has accomplished the feat since Texas Tech had four 100-yard receivers against Kansas State in 2005.

► James Washington has lived up to the hype as the preseason Biletnikoff Award favorite and preseason AP All-American. He's gone over 100 yards receiving in every game but one (in which he had 98) and ranks second nationally in receiving yards with 520, despite sitting out the fourth quarter in each of OSU's three blowout non-conference wins.

► The balance between the run game and the pass game makes it especially difficult for opponents to defend OSU's offense. The Cowboys have outpassed their opponents in every game this season and have outrushed them in all but one. OSU is ranked fourth nationally in total offense per game.

RUDOLPH EMERGING AS A HEISMAN TROPHY FRONTRUNNER

Since having his redshirt pulled in week 11 of the 2014 season, Mason Rudolph has quarterbacked Oklahoma State to a 25-7 record as a starter and has led the Cowboys to eight victories in games in which they trailed during the second half.

Rudolph has matched an OSU record with 16 career games with at least 300 yards passing, including every game this season. He's hit the mark in his last five games, and in seven of his last nine. Including his school-record 423 passing yards in the first half against Pittsburgh, Rudolph has surpassed 300 yards passing in a half on three occasions - a feat that had only been accomplished twice in Oklahoma State history prior to last season. He set the school record for passing yards in a game with 540 in OSU's win over Pitt last season and is OSU's career passing leader and OSU career leader in total offense. He was the only quarterback in the country last season to throw for more than 4,000 yards with fewer than five interceptions, and this season he's thrown for 1,533 yards and 13 touchdowns against just three interceptions.

Rudolph has been tabbed as the No. 1 senior quarterback in the country by Mel Kiper. He's also on the watch lists for the Maxwell Award, the Wuerffel Trophy, the Johnny Unitas Golden Arm Award, the Davey O'Brien National Quarterback Award, the Manning Award and the Allstate AFCA Good Works Team.

He's also been picked to win the most famous of them all: the Heisman Trophy.

RUDOLPH CHASING OSU WINS RECORD

Rudolph holds no fewer than 18 school records at Oklahoma State and he's in position to set OSU career records for pass attempts, pass completions and passing touchdowns. He set the career passing yards record in week two, the total offense record last week and is also working his way into another spot in the Cowboy record book: OSU's all-time winningest quarterback. As a senior, he is 25-7 as a starter and needs only four more wins to set the record for wins as a starting quarterback. A look at where he stands on the list:

Rank	Name	Years as a Starter	Record
1.	Mike Gundy	1986-1989	28-14
2.	Mason Rudolph	2014-2017	25-7
3.	Brandon Weeden	2010-2011	23-3
4.	Zac Robinson	2007-2009	23-13



GAME NOTES

MASON RUDOLPH: THE NUMBERS SPEAK FOR THEMSELVES

Now in his final season of college football, Rudolph's numbers are among the best in nation when it comes to both career and season rankings. A look at how his passing numbers rank among all FBS players:

Career Ranking Among Active FBS Players

Rank	Statistic	Value
1.	Passing Yards Per Attempt	9.38
2.	Passing Yards	10,247
2.	Total Offense	10,250
2.	Total Offense Yards Per Play	8.07
3.	Passing Efficiency	158.48
3.	Passing Yards Per Game	310.5
4.	Passing Attempts	1,093
4.	Passing Completions	687
5.	Total Offense Per Game	310.6

2017 FBS Rankings

Rank	Statistic	Value
2.	Passing Yards	1,533
2.	Points Responsible For	96
2.	Points Responsible For Per Game	24
2.	Passing Efficiency	189.4
2.	Yards Per Pass Attempt	11.36
3.	Passing TDs	13
3.	Passing Yards per Completion	17.03
4.	Passing Yards Per Game	383.3
5.	Total Offense Per Game	385.8

THROWING DARTS

One of the most impressive parts of Rudolph's game is his ability to avoid interceptions, not just this year, but throughout his career. Despite attempting 448 passes in 2016, he was only picked off four times. He was the only quarterback in the country who surpassed 4,000 passing yards with less than five interceptions last season.

Rudolph's interception numbers are even more impressive considering a large percentage of his passes are downfield, not short and easy throws. Rudolph was third nationally last year in 30-plus yard completions and he was the only quarterback in the country with four completions of at least 80 yards.

He leads the nation in completions of at least 30 yards this season. A look:

Rk	Player, School	G	10+	20+	30+	40+	50+	60+	70+	80+	90+	TD	Int.
1.	Mason Rudolph, Oklahoma State	4	57	23	14	10	5	4	2	1	0	13	3
2.	Will Grier, West Virginia	4	49	21	12	8	4	3	1	0	0	13	3
3.	Mason Fine, North Texas	4	37	16	10	6	1	1	1	0	0	9	3
3.	Justin Herbert, Oregon	4	44	22	10	5	4	0	0	0	0	8	2
3.	Shea Patterson, Ole Miss	3	47	13	10	9	6	4	4	0	0	11	4
3.	Josh Rosen, UCLA	4	69	29	10	5	3	1	0	0	0	16	4
3.	Manny Wilkins, Arizona State	4	43	17	10	8	6	2	0	0	0	8	0
3.	Logan Woodside, Toledo	4	49	18	10	5	4	4	2	1	0	11	1

300, 300, 300, 300, 300 ...

With 398 passing yards against TCU last week, Rudolph tied Brandon Weeden's record for career games with at least 300 yards passing with his 16th. He also broke Weeden's record for consecutive games with 300 yards passing with his fifth straight, beginning with his performance in last year's Alamo Bowl. A look at Rudolph's performances on his active record streak:

Date	Opponent	Cmp.	Att.	Int.	Yds.	TD	Long
Dec. 29	vs. Colorado	22	32	0	314	3	46
Aug. 31	Tulsa	20	24	0	303	3	77
Sept. 8	at South Alabama	25	38	0	335	3	66
Sept. 16	at Pittsburgh	23	32	1	497	5	69
Sept. 23	TCU	22	41	2	398	2	86

THE BEST WIDE RECEIVER IN THE COUNTRY

James Washington is Rudolph's top target, and he leads the nation in several statistical categories of his own. His 30 career receiving touchdowns are the highest total among all active FBS players - and are six in front of second place. He also leads all active players with 3,443 career receiving yards - more than 250 yards in front of the next best - and he leads all active players with a career average of 20.1 yards per catch. Washington is the consensus pick as the nation's top receiver and he's the favorite to win the Biletnikoff Award. The Stamford, Texas, native can also be found on the watch lists for the Walter Camp Award and the Maxwell Award, both of which are presented to the nation's top player.

This season, he's the nation's second-leading receiver with 520 yards despite sitting out the fourth quarter in each of OSU's three blowout non-conference wins.

SITUATIONAL RECORDS

	2017	Gundy Era
Home	1-1	61-20
Away	2-0	37-26
Neutral	0-0	10-5
Natural Grass	1-0	14-16
Artificial Turf	2-1	93-35
Day Games	1-1	61-26
Night Games	2-0	46-25
vs. Ranked Opponents	0-1	20-30
August	1-0	3-1
September	2-1	38-10
October	0-0	33-13
November	0-0	25-20
December	0-0	5-4
January	0-0	3-3
Leading at Halftime	3-0	84-7
Trailing at Halftime	0-1	20-41
Tied at Halftime	0-0	3-3
Scoring First	3-0	73-22
Opponent Scoring First	0-1	34-29
Score < 20 Points	0-0	1-13
Score 20+ Points	3-1	104-38
Score 30+ Points	3-1	94-19
Score 40+ Points	3-0	60-4
Opponent Scores < 20 Points	1-0	51-0
Opponent Scores 20+ Points	2-1	55-50
Opponent Scores 30+ Points	0-1	26-43
Opponent Scores 40+ Points	0-1	4-27
Gain < 20 First Downs	0-0	17-23
Gain 20+ First Downs	3-1	89-28
Opponent Gains < 20 First Downs	2-0	52-12
Opponent Gains 20+ First Downs	1-1	55-39
More Rushing Yards Than Opponent	3-0	79-20
Fewer Rushing Yards Than Opponent	0-1	28-31
Rush For < 100 Yards	0-0	12-11
Rush For 100+ Yards	3-1	95-40
Opponent Rushes For < 100 Yards	1-0	33-5
Opponent Rushes For 100+ Yards	2-1	74-46
More Passing Yards Than Opponent	3-1	73-18
Fewer Passing Yards Than Opponent	0-0	34-33
Pass For < 200 Yards	0-0	19-19
Pass For 200+ Yards	3-1	88-32
Opponent Passes For < 200 Yards	2-0	39-9
Opponent Passes For 200+ Yards	1-1	68-42
Pass For < 300 Yards	0-0	54-33
Pass For 300+ Yards	3-1	51-18
Opponent Passes For < 300 Yards	3-1	84-27
Opponent Passes For 300+ Yards	0-0	23-24
More Total Yards Than Opponent	3-1	84-13
Fewer Total Yards Than Opponent	0-0	23-38
Gain < 300 Total Yards	0-0	3-11
Gain 300+ Total Yards	3-1	104-40
Opponent Gains < 300 Total Yards	1-0	25-1
Opponent Gains 300+ Total Yards	2-1	82-50
Commit No Turnovers	1-0	29-2
Win Turnover Battle	1-0	62-8
Equal Turnovers As Opponent	2-0	27-12
Lose Turnover Battle	0-1	18-31
Commit < 6 Penalties	3-0	46-28
Commit 6+ Penalties	0-1	61-23
3rd Down % < 25	0-0	5-16
3rd Down % 25-49	1-0	54-24
3rd Down % 50+	2-1	48-11
Opponent 3rd Down % < 25	1-0	25-3
Opponent 3rd Down % 25-49	1-0	68-30
Opponent 3rd Down % 50+	1-1	14-18
Trail Time of Possession	2-1	64-40
Lead Time of Possession	1-0	43-11



GAME NOTES

COWBOYS IN CLOSE GAMES

Success in close games has been part of Mike Gundy's career success. A look at how the Cowboys have fared in close games (less than 10 points separating the final score) during his head coaching career, which spans from 2005 to the present:

2005

Montana State	W	15-10
Missouri	L	31-38
No. 13 Texas Tech	W	24-17

2006

at Houston	L	25-34
at Kansas State	L	27-31
No. 23 Texas A&M	L	33-34 (OT)
at Texas Tech	L	24-30
No. 13 Oklahoma	L	21-27
Alabama (Independence Bowl)	W	34-31

2007

Texas Tech	W	49-45
at Texas A&M	L	23-24
No. 25 Kansas State	W	41-39
No. 14 Texas	L	35-38

2008

at No. 3 Missouri	W	28-23
at No. 1 Texas	L	24-28

2009

at Texas A&M	W	36-31
Texas Tech	W	24-17
Colorado	W	31-28

2010

Troy	W	41-38
Texas A&M	W	38-35
No. 14 Oklahoma	L	41-47

2011

at No. 8 Texas A&M	W	30-29
No. 17 Kansas State	W	52-45
at Iowa State	L	31-37 (OT)
No. 4 Stanford (Fiesta Bowl)	W	41-38 (OT)

2012

No. 12 Texas	L	36-41
at Kansas	W	20-14
at No. 14 Oklahoma	L	48-51 (OT)
at Baylor	L	34-41

2013

at West Virginia	L	21-30
Kansas State	W	33-29
No. 18 Oklahoma	L	24-33

2014

vs. No. 1 Florida State	L	31-37
at Kansas	W	27-20
at No. 18 Oklahoma	W	38-35
Washington (Cactus Bowl)	W	30-22

2015

at Texas	W	30-27
Kansas State	W	36-34
at West Virginia	W	33-26 (OT)
at Iowa State	W	35-31

2016

Central Michigan	L	27-30
Pittsburgh	W	45-38
Iowa State	W	38-31
at Kansas State	W	43-37
Texas Tech	W	45-44

WASHINGTON IN THE OSU RECORD BOOKS, TOO

Washington is one of only three Cowboys ever with 10 or more receiving touchdowns in multiple seasons, joining two-time Biletnikoff Award winner Justin Blackmon and Rashaun Woods. He is also one of five OSU players in history with multiple 1,000-yard seasons, joining Blackmon, Woods, Hart Lee Dykes and Adarius Bowman. He ranks fourth on OSU's career receiving yards list with 3,443.

Washington is also working his way up the OSU list for career receiving touchdowns, where he sits fourth after game four of 2017.

Rk	TD	Catches	Player	Years at OSU
1.	42		Rashaun Woods	1999-03
2.	40		Justin Blackmon	2008-11
3.	31		Hart Lee Dykes	1985-88
4.	30		James Washington	2014-17

THREE'S COMPANY

As evidence of the Cowboys' depth at receiver, James Washington, Marcell Ateman and Jalen McCleskey all have at least three touchdown receptions on the year through three games. Only two teams in the country have three different players with three receiving touchdowns in 2017 - OSU and Washington State. The Cowboys were the only team in the country that could make that claim last week, and James Washington added another touchdown last week.

Those three also rank among the top 70 in country when it comes to receiving yards this year. OSU is one of just four teams in the nation that can claim three top-70 receivers in 2017.

OFFENSIVE BENCHMARKS

Among the statistical categories that the OSU coaches prioritize when grading their own offense are the following: rushing yards per carry, explosive plays (20 yards or longer), minimizing turnovers and avoiding negative yardage plays. A game-by-game look at how the Cowboys grade out in those areas in 2017:

Opponent	YPC	20+ Plays	TOs	Neg. Plays	Res.
Tulsa	9.0	7	2	9	W
at South Alabama	4.4	4	0	2	W
at Pittsburgh	3.0	14	2	5	W
TCU	4.6	5	4	6	L
at Texas Tech					
Baylor					
at Texas					
at West Virginia					
Oklahoma					
at Iowa State					
Kansas State					
Kansas					
Totals	5.0	30	8	22	3-1

WEEK FIVE TALKING POINTS - DEFENSE

► The Cowboy defense has continually asserted itself in the opening quarter of games. OSU has not allowed a first quarter point in five of its last six games, and has only allowed six total points in the first quarter this season.

► Non-offensive touchdowns have been a staple of Oklahoma State's success since 2010, as the Cowboys have totaled 42 to rank third nationally during that time span. The defense has continued the trend so far in 2017, scoring in each of the first three games of this season. Linebacker Kenneth Edison-McGruder returned a Tulsa fumble 82 yards for a touchdown in the opener and linebacker Justin Phillips had pick-sixes in back-to-back games - a 25-yard return at South Alabama and a 10-yard return at Pittsburgh. OSU's three defensive touchdowns rank second in the nation this year.

► The Cowboys have forced a turnover in 18 consecutive games, including seven this season. Forcing turnovers has long been an emphasis for OSU defensive coordinator Glenn Spencer.

► Although the Cowboys rank fourth in the conference in scoring defense this season at 24.0 points per game, two touchdowns were non-offensive touchdowns and two came in late game situations with the first team and some of the second team resting on the sideline. Without those points included, OSU's starting defense is allowing just 17.0 points per game.



GAME NOTES

I'LL TAKE THAT

Cowboy linebacker Justin Phillips is one of 72 players in the country with two interceptions this season, but he's one of just four with two interception returns for a touchdown. His two pick-sixes match the school record for one player in a season, as he became the eighth Cowboy in school history to score two in a season. He is also the first OSU player to have pick sixes in back-to-back games since Jerry Deckard scored two against Illinois State and Nebraska in 1986, although Darrent Williams did have two in one game vs. Baylor in 2001.

DEFENSIVE BENCHMARKS

Oklahoma State's defensive coaches look at multiple factors when judging their own defense, but high on the priority list are the following: turnovers forced, points per possession, yards per possession, third down defense and big plays allowed. A game-by-game look at how the Cowboys are doing in those areas:

Opponent	Oppt.	Total	Yds/Poss.	Scoring	Pts/Poss.	Yds/Play	Turnovers	3rd Down	Big Plays
	Poss.	Defense	Defense	Defense	Defense	Defense	Forced	Defense Allowed (20+)	
Tulsa	14	432	30.86	17	1.21	4.4	2	16 of 26	2
at South Alabama	11	175	15.91	7	0.64	3.4	2	1 of 10	0
at Pittsburgh	12	391	32.58	14	1.17	5.7	2	5 of 15	4
TCU	13	466	35.85	44	3.14	5.5	1	11 of 19	4
at Texas Tech									
Baylor									
at Texas									
at West Virginia									
Oklahoma									
at Iowa State									
Kansas State									
Kansas									
Cumulative	50	1,464	29.28	82	1.64	4.8	7	33 of 70	10

WELL-ROUNDED

The Cowboys rank among the Big 12 leaders in several defensive categories this season. A look:

Statistic	Value	Big 12 Rank	NCAA Rank
Punt Return Defense	-3	1	1
Defensive TDs	3	2	2
Fumbles Recovered	3	3	35
Passes Intercepted	4	4	35
Turnovers Gained	7	4	41
Kickoff Return Defense	18.4	3	41

SENIOR LEADERS

Two of the Cowboys' most experienced players on defense are safety Tre Flowers and linebacker Chad Whitener. The two of them have combined for nearly 60 career starts, more than 400 tackles and more than 70 appearances in their career.

Here's a look at where they rank among the Big 12's active career leader in total tackles:

Rank	Player	School	Pos	Games	Solo Tackles	Assisted Tackles	Total Tackles
1.	Taylor Young	Baylor	LB	39	193	95	288
2.	Travin Howard	TCU	DB	43	149	112	261
3.	Tre Flowers	Oklahoma St.	DB	42	168	52	220
4.	Ty Summers	TCU	LB	31	106	109	215
5.	Kamari Cotton-Moya	Iowa St.	DB	32	145	56	201
6.	Jah'Shawn Johnson	Texas Tech	DB	32	123	69	192
7.	Chad Whitener	Oklahoma St.	LB	29	121	65	186
8.	Steven Parker	Oklahoma	DB	43	115	58	173
9.	Brian Peavy	Iowa St.	DB	27	104	61	165
10.	Nick Orr	TCU	DB	42	102	59	161

OKLAHOMA STATE COWBOY RADIO NETWORK AFFILIATES

Ada	KTLS	106.5 FM
Altus	KWHW	1450 AM
Ardmore	KYNZ	107.1 FM
Anadarko	KACO	98.5 FM
Bartlesville	KWON	1400 AM
Blackwell	KOKB	1580 AM
Broken Bow	KKBI	106.1 FM
Cordell/Sayre	KKZU	101.7 FM
Enid	KNID	107.1 FM
Frederick	KTAT	1570 AM
Grove	KGVE	99.3 FM
Hobart	KTJS	1420 AM
Hugo	KMMY	96.5 FM
Lawton	KMGZ	97.3 FM
Lawton	KMGZ	95.3 FM
McAlester	KTMC	105.1 FM
Oklahoma City	KXXY	96.1 HD2
Ponca City	WBBZ	1230 AM
Sallisaw	KXMX	105.1 FM
Shawnee	KGFF	1450 AM
Shawnee	KGFF	100.9 FM
Stillwater	KSPI	93.7 FM
Tahlequah	KEOK	102.1 FM
Tulsa	KFAQ	1170 AM
Weatherford	KWEY	1590 AM
Weatherford	KWEY	95.5 FM
Woodward	KMZE	92.1 FM

MIKE GUNDY RADIO SHOW

Mike Gundy's radio show airs live throughout most Cowboy Radio Network affiliates from 6-7 p.m. CT on the following dates:

Monday, August 28
Monday, September 4
Monday, September 11
Monday, September 18
Monday, September 25
Monday, October 9
Monday, October 16
Monday, October 23
Monday, October 30
Monday, November 6
Monday, November 13
Monday, November 20

MIKE GUNDY TV SHOW

Mike Gundy's television show, Cowboy Football Roundup, airs on Fox Sports Oklahoma at 5 p.m. each Wednesday. Hosted by Dave Hunziker, the show includes highlights and analysis delivered by Gundy, plus feature segments.



GAME NOTES

SCORING MACHINE

Oklahoma State has piled up points in a big way in recent years. The highest-scoring games of the Mike Gundy era:

60 OR MORE POINTS IN A GAME

Date	Opponent	Result	Score
9/1/2012	Savannah State	W	84-0
10/8/2011	Kansas	W	70-28
10/31/2015	at Texas Tech	W	70-53
9/19/2015	UTSA	W	69-14
11/12/2011	at Texas Tech	W	66-6
11/11/2006	Baylor	W	66-24
9/4/2010	Washington State	W	65-17
9/15/2012	Louisiana	W	65-24
9/18/2010	Tulsa	W	65-28
9/3/2016	Southeastern Louisiana	W	61-7
9/3/2011	Louisiana	W	61-34

50-59 POINTS IN A GAME

Date	Opponent	Result	Score
9/14/2013	Lamar	W	59-3
11/1/2008	Iowa State	W	59-17
9/16/2017	at Pittsburgh	W	59-21
11/17/2012	No. 23 Texas Tech	W	59-21
8/31/2017	Tulsa	W	59-24
10/29/2011	Baylor	W	59-24
9/17/2011	at Tulsa	W	59-33
10/24/2015	Kansas	W	58-10
1/1/2013	vs. Purdue+	W	58-21
10/26/13	at Iowa State	W	58-27
9/13/2008	Missouri State	W	57-13
9/26/2009	Grambling State	W	56-6
10/4/2008	Texas A&M	W	56-28
9/7/2013	at UTSA	W	56-35
9/6/2008	Houston	W	56-37
9/27/2008	Troy	W	55-24
11/6/2010	No. 22 Baylor	W	55-28
11/10/2012	West Virginia	W	55-34
10/8/2010	at Louisiana	W	54-28
9/2/2006	Missouri State	W	52-10
11/2/2013	at No. 15 Texas Tech	W	52-34
11/5/2011	No. 17 Kansas State	W	52-45

40-49 POINTS IN A GAME

Date	Opponent	Result	Score
11/23/2013	No. 3 Baylor	W	49-17
11/7/2015	No. 5 TCU	W	49-29
10/1/2016	No. 22 Texas	W	49-31
12/31/2007	vs. Indiana#	W	49-33
9/22/2007	Texas Tech	W	49-45
9/16/2006	Florida Atlantic	W	48-8
11/20/2010	at Kansas	W	48-14
11/24/2012	at No. 14 Oklahoma	L-ot	48-51
11/17/2007	at Baylor	W	45-14
10/13/2007	at Nebraska	W	45-14
10/22/2011	at Missouri	W	45-24
9/25/2014	Texas Tech	W	45-35
9/17/2016	Pitt	W	45-38
11/12/2016	Texas Tech	W	45-44
9/8/2017	at South Alabama	W	44-7
12/3/2011	No. 13 Oklahoma	W	44-10
10/22/2016	at Kansas	W	44-20
9/13/2014	UTSA	W	43-13
11/5/2016	at Kansas State	W	43-37
11/9/2013	Kansas	W	42-6
9/8/2007	Florida Atlantic	W	42-6
10/14/2006	at Kansas	W	42-32
9/19/2009	Rice	W	41-24
10/28/2006	No. 20 Nebraska	W	41-29
1/2/2012	No. 4 Stanford \$	W-ot	41-38
9/11/2010	Troy	W	41-38
10/20/2007	No. 25 Kansas State	W	41-39
11/27/2010	No. 14 Oklahoma	L	41-47
10/23/2010	No. 14 Nebraska	L	41-51
11/29/2008	No. 3 Oklahoma	L	41-61
9/6/2014	Missouri State	W	40-23

Insight Bowl, \$ Fiesta Bowl, + Heart of Dallas Bowl

TURNOVER TRADITION

OSU ranks among the national leaders in turnovers forced since 2010. A look at the elite performers:

1.	Houston	215
2.	Oregon	211
3.	Oklahoma State	207
4.	Washington	197
5.	Boise State	195
	Utah	195
6.	Louisiana Tech	194
7.	TCU	189
8.	Arkansas State	187
9.	San Diego State	186
	South Carolina	186

NON-OFFENSIVE TDS AN OSU STAPLE

Non-offensive touchdowns have been a regular part of the Oklahoma State attack in recent years, as the Cowboys have 42 non-offensive scores since the start of the 2010 season. A closer look:

Non-Offensive Touchdowns, NCAA Leaders Since 2010

1.	Alabama	43
2.	Utah	43
3.	Oklahoma State	42
4.	Houston	39
4.	Florida	39
6.	Oregon	38
7.	Kansas State	35
7.	TCU	35
9.	Ohio State	34
9.	Arizona State	34

TEXAS IS COWBOY COUNTRY

The OSU roster includes 51 native Texans. No FBS school outside of the Lone Star State has more. The list of schools outside of Texas with the most native Texans:

1.	Oklahoma State	51
2.	Tulsa	42
3.	Oklahoma	41
4.	Kansas	40
5.	New Mexico State	37

NOTING THE SPECIALISTS

In junior Zach Sinor, Oklahoma State has a legitimate Ray Guy Award candidate who led all FBS punters in 2016 with 62.5 percent of his punts being downed inside the opponent's 20-yard line, a figure that was nearly 10 percent better than any other punter in the country. Despite punting only 56 times on the season, Sinor's 35 punts downed inside the 20 led the nation. Due largely to his ability to target punt with hang time, OSU ranked second nationally by allowing only 15 punt return yards all season (0.94 yards per punt return). Sinor's performance was perhaps the most significant reason why OSU ranked No. 1 nationally in opponents' starting field position, starting on average at their own 23.8-yard line. He's punted four times this year, and opponents have mustered a total of -3 yards to give OSU the No. 1 punt return defense in the nation.

At placekicker, sophomore Matt Ammendola possesses a big leg. He kicked a 53-yard field goal at South Alabama that ranks as the fourth-longest field goal in the nation this season. He also made 48- and 31-yard field goals to go 3-for-4 on field goal attempts in the game. He now leads the Big 12 and ranks No. 7 nationally with 43 total points scored this season.

COWBOY GRADS

Academics has always been a point of emphasis for OSU coach Mike Gundy. During the 2017 season, five Cowboys have seen the field who already have their college degrees, including safety Tre Flowers, linebacker Chad Whitener, defensive lineman Vili Leveni, offensive lineman Aaron Cochran and cornerback Adrian Baker.



2017 HONORS AND RECOGNITION

MASON RUDOLPH - QB

- Maxwell Award Preseason Watch List
- Walter Camp Award Preseason Watch List
- Wuerffel Trophy Preseason Watch List
- Johnny Unitas Golden Arm Award Preseason Watch List
- Davey O'Brien Award Preseason Watch List
- Manning Award Preseason Watch List
- Allstate AFCA Good Works Team Preseason Watch List
- Big 12 Offensive Player of the Week, Week 3 at Pittsburgh
- Manning Award Star of the Week, Week 1 vs. Tulsa
- Manning Award Star of the Week, Week 3 at Pittsburgh
- Davey O'Brien "Great 8" Performer, Week 1 vs. Tulsa
- Davey O'Brien "Great 8" Performer, Week 3 at Pittsburgh
- OSU Offensive Player of the Game, Week 1 vs. Tulsa
- College Football Performance Awards - Honorable Mention National Performer of the Week, Week 1 vs. Tulsa
- OSU Offensive Player of the Game, Week 2 vs. South Alabama
- College Football Performance Awards - Honorable Mention National Performer of the Week, Week 3 vs. Pittsburgh

JAMES WASHINGTON - WR

- Preseason Associated Press All-America Team Unanimous First Team Selection
- Preseason All-Big 12 Football Team - Unanimous Selection
- Walter Camp Award Preseason Watch List
- Maxwell Award Preseason Watch List
- Biletnikoff Award Preseason Watch List
- Earl Campbell Tyler Rose Award Preseason Watch List

JALEN MCCLESKEY - WR

- Biletnikoff Award Preseason Watch List
- OSU Offensive Player of the Game, Week 3 at Pittsburgh

BRAD LUNDBLADE - OL

- Rimington Trophy Preseason Watch List

ZACHARY CRABTREE - OL

- Preseason All-Big 12 Football Team

JUSTICE HILL - RB

- Doak Walker Award Preseason Watch List
- Preseason All-Big 12 Football Team

DEQUINTON OSBORNE - DT

- OSU Defensive Player of the Game, Week 1 vs. Tulsa

JUSTIN PHILLIPS - LB

- OSU Defensive Player of the Game, Week 2 at South Alabama

JORDAN BRAILFORD - DE

- OSU Defensive Player of the Game, Week 3 at Pittsburgh

TRE FLOWERS - S

- Jim Thorpe Award Preseason Watch List
- Preseason All-Big 12 Football Team

ZACH SINOR - P

- Ray Guy Award Preseason Watch List

MATT AMMENDOLA - K

- Big 12 Special Teams Player of the Week, Week 2 at South Alabama



OSU CAREER RECORDS WATCH

TOUCHDOWNS SCORED

1.	60	Barry Sanders (53 rush, 1 rcv, 6 ret)	1986-88
2.	50	Thurman Thomas (47 rush, 2 rcv, 1 ret)	1984-87
3.	49	Terry Miller (49 rush)	1974-77
4.	43	Joseph Randle (40 rush, 3 rcv)	2010-12
5.	42	Justin Blackmon (1 rush, 40 rcv, 1 ret)	2008-11
	42	Rashaun Woods (42 rcv)	1999-03
7.	39	Kendall Hunter (37 rush, 2 rcv)	2007-10
8.	36	Tatum Bell (34 rush, 2 rcv)	2000-03
9.	34	Jeremy Smith (34 rush)	2009-13
10.	32	Dez Bryant (29 rcv, 3 ret)	2007-09
	32	Hart Lee Dykes (1 rush, 31 rcv)	1985-88
--	30	James Washington (30 rcv)	2014-17

PASS ATTEMPTS

1.	1103	Brandon Weeden (767-1103-27)	2007-11
2.	1093	Mason Rudolph (687-1093-20)	2014-17
2.	1078	Mike Gundy (636-1078-39)	1986-89

PASS COMPLETIONS

1.	767	Brandon Weeden (767-1103-27)	2007-11
2.	687	Mason Rudolph (687-1093-20)	2014-17

PASSING YARDS

1.	10247	Mason Rudolph (687-1093-20)	2014-17
2.	9260	Brandon Weeden (767-1103-27)	2007-11

PASSING TDS

1.	75	Brandon Weeden	2007-11
2.	68	Mason Rudolph	2014-17
3.	66	Zac Robinson	2005-09

COMPLETION PERCENTAGE (MIN 200 ATT)

1.	69.5	Brandon Weeden (767-1103-27)	2007-11
2.	63.1	J.W. Walsh (299-474-10)	2011-15
3.	62.9	Mason Rudolph (687-1093-20)	2014-17
4.	61.1	Zac Robinson (610-999-31)	2005-09
5.	59.0	Clint Chelf (317-537-15)	2009-13
	59.0	Mike Gundy (636-1078-39)	1986-89
7.	57.5	Aso Pogi (335-583-22)	2000-02
8.	55.5	Rusty Hilger (316-569-23)	1982-84
9.	54.9	Daxx Garman (152-277-12)	2013-14
10.	54.6	Josh Fields (445-815-25)	2001-03

PASS EFFICIENCY (MIN 200 ATT)

1.	158.5	Mason Rudolph (687-1093-20)	2014-17
2.	157.6	Brandon Weeden (767-1103-27)	2007-11
3.	153.3	J.W. Walsh (299-474-10)	2011-15
4.	146.6	Zac Robinson (610-999-31)	2005-09
5.	143.1	Clint Chelf (317-537-15)	2009-13
6.	137.3	Donovan Woods (114-219-5)	2003-07
7.	135.2	Mike Gundy (636-1078-39)	1986-89
8.	133.5	Josh Fields (445-815-25)	2001-03
9.	129.0	Bobby Reid (226-424-16)	2005-07
10.	122.4	Daxx Garman (152-277-12)	2013-14

TOUCHDOWNS RESPONSIBLE FOR

1.	88	Zac Robinson	2005-09
2.	78	Mason Rudolph	2014-17
3.	76	Brandon Weeden	2007-11

300-YARD PASSING GAMES

1.	16	Mason Rudolph	2014-17
	16	Brandon Weeden	2007-11

400-YARD PASSING GAMES

1.	7	Brandon Weeden	2007-11
2.	6	Mason Rudolph	2014-17

AVERAGE YARDS/PASS (MIN 200 ATT)

1.	9.4	Mason Rudolph (687-1093-20)	2014-17
2.	8.4	Brandon Weeden (767-1103-27)	2007-11
3.	8.3	Zac Robinson (610-999-31)	2005-09
	8.3	J.W. Walsh (299-474-10)	2011-15
5.	8.2	Donovan Woods (114-219-5)	2003-07
6.	8.0	Clint Chelf (317-537-15)	2009-13
7.	7.9	Mike Gundy (636-1078-39)	1986-89
8.	7.5	Tony Lindsay (290-547-26)	1997-00
	7.5	Josh Fields (445-815-25)	2001-03
	7.5	Charlie Weatherbie (138-325-21)	1973-76

AVERAGE YDS/COMPLETION (MIN 200 ATT)

1.	18.7	Charlie Weatherbie (138-325-21)	1973-76
2.	15.7	Donovan Woods (114-219-5)	2003-07
3.	15.3	Brent Blackman (103-284-19)	1971-73
4.	14.8	Mason Rudolph (687-1093-20)	2014-17
5.	14.4	Glenn Baxter (108-278-19)	1963-65
	14.4	Harold Bailey (122-305-18)	1976-79
7.	14.2	Tony Lindsay (290-547-26)	1997-00
8.	14.1	Tony Pounds (189-402-36)	1970-71
9.	14.0	Robert Cutburth (142-336-19)	1967-69
10.	13.9	Bobby Reid (226-424-16)	2005-07

PASSING YARDS/GAME (MIN 20 GAMES)

1.	310.5	Mason Rudolph (33 games)	2014-17
2.	298.7	Brandon Weeden (31 games)	2007-11
3.	192.6	Mike Gundy (44 games)	1986-89
4.	190.3	Josh Fields (32 games)	2001-03
5.	184.8	Zac Robinson (45 games)	2005-09
6.	142.6	Clint Chelf (30 games)	2009-13
7.	131.2	Aso Pogi (28 games)	2000-02
8.	124.4	Rusty Hilger (32 games)	1982-84

PASS RECEPTIONS

1.	293	Rashaun Woods (293-4414)	1999-03
2.	253	Justin Blackmon (253-3564)	2008-11
3.	224	Hart Lee Dykes (224-3510)	1985-88
4.	180	Josh Stewart (180-2204)	2011-13
5.	171	James Washington (171-3443)	2014-17
6.	163	D'Juan Woods (163-2751)	2002-06
7.	161	Josh Cooper (161-1695)	2007-11
8.	147	Dez Bryant (147-2425)	2007-09
9.	144	Tracy Moore (144-2064)	2009-13
10.	127	Adarius Bowman (127-2187)	2006-07
--	118	Jalen McCleskey (118-1323)	2015-17
--	106	Marcell Ateman (106-1645)	2013-17

RECEIVING YARDS

1.	4414	Rashaun Woods (293-4414)	1999-03
2.	3564	Justin Blackmon (253-3564)	2008-11
3.	3510	Hart Lee Dykes (224-3510)	1985-88
4.	3443	James Washington (171-3443)	2014-17
5.	2751	D'Juan Woods (163-2751)	2002-06
6.	2425	Dez Bryant (147-2425)	2007-09
7.	2204	Josh Stewart (180-2204)	2011-13
8.	2187	Adarius Bowman (127-2187)	2006-07
9.	2064	Tracy Moore (144-2064)	2009-13
10.	1973	Herman Eben (114-1973)	1968-70
--	1645	Marcell Ateman (106-1645)	2013-17

100-YARD RECEIVING GAMES

1.	20	Rashaun Woods	2000-03
2.	19	Justin Blackman	2009-11
3.	18	Hart Lee Dykes	1985-88
4.	15	James Washington	2014-17
5.	9	Dez Bryant	2007-09

TOUCHDOWN RECEPTIONS

1.	42	Rashaun Woods	1999-03
2.	40	Justin Blackmon	2008-11
3.	31	Hart Lee Dykes	1985-88
4.	30	James Washington	2014-17
5.	29	Dez Bryant	2007-09
6.	20	D'Juan Woods	2002-06
	20	Adarius Bowman	2006-07
8.	18	Tracy Moore	2009-13
9.	15	Alonzo Mayes	1994-97
	15	Herman Eben	1968-70
--	13	Jalen McCleskey	2015-17

AVERAGE YARDS/CATCH (MIN 60 REC)

1.	20.13	James Washington (171-3443)	2014-17
2.	17.22	Adarius Bowman (127-2187)	2006-07
3.	16.98	Curtis Mayfield (85-1443)	1988-90
4.	16.88	D'Juan Woods (163-2751)	2002-06
5.	16.51	Herman Eben (114-1973)	1968-70
6.	16.50	Dez Bryant (147-2425)	2007-09
7.	16.08	Terry Young (77-1069)	1979-82
8.	15.94	Hajuan Seales (112-1785)	2012-16
9.	15.67	Hart Lee Dykes (224-3510)	1985-88
10.	15.45	Marcell Ateman (100-1545)	2013-17
11.	15.25	Isaiah Anderson (63-961)	2008-12

RECEPTIONS/GAME (MIN 20 GAMES)

1.	6.66	Justin Blackmon (38 games)	2008-11
2.	6.23	Rashaun Woods (47 games)	1999-03
3.	5.46	Hart Lee Dykes (41 games)	1985-88
4.	5.29	Adarius Bowman (24 games)	2006-07
5.	5.25	Dez Bryant (28 games)	2007-09
6.	4.74	Josh Stewart (38 games)	2011-13
7.	4.40	Terry Brown (20 games)	1967-68
8.	3.98	James Washington (43 games)	2014-17
9.	3.93	Jalen McCleskey (30 games)	2015-17
10.	3.80	Herman Eben (30 games)	1968-70

TOTAL OFFENSE YARDS

1.	10250	Mason Rudolph (1270-10250)	2014-17
2.	10175	Zac Robinson (1425-10175)	2005-09

TOTAL OFFENSE/GAME (MIN 20 GAMES)

1.	310.6	Mason Rudolph (33 games)	2014-17
2.	293.9	Brandon Weeden (31 games)	2007-11
3.	226.1	Zac Robinson (45 games)	2005-09
4.	188.0	Mike Gundy (44 games)	1986-89
5.	187.0	Josh Fields (32 games)	2001-03
6.	162.6	Tony Lindsay (34 games)	1997-00
7.	159.4	Clint Chelf (30 games)	2009-13
8.	150.1	J.W. Walsh (33 games)	2011-15
9.	140.6	Bobby Reid (27 games)	2005-07
10.	136.5	Aso Pogi (28 games)	2000-02

TOTAL OFFENSE/PLAY (MIN 400 PLAYS)

1.	8.07	Mason Rudolph (1270-10250)	2014-17
2.	7.98	Brandon Weeden (1142-9110)	2007-11
3.	7.51	Clint Chelf (637-4782)	2009-13
4.	7.35	J.W. Walsh (674-4953)	2011-15
5.	7.14	Zac Robinson (1425-10175)	2005-09
6.	6.81	Barry Sanders (560-3814)	1986-88
7.	6.53	Josh Fields (917-5984)	2001-03
8.	6.22	Mike Gundy (1330-8272)	1986-89
9.	6.09	Bobby Reid (623-3797)	2005-07
10.	5.91	Kendall Hunter (708-4181)	2007-10



THE LAST TIME...

OKLAHOMA STATE TEAM

50+ Points	59 at Pittsburgh, Sept. 16, 2017
60+ Points	61 vs. Southeastern Louisiana, Sept. 3, 2016
70+ Points	70 at Texas Tech, Oct. 31, 2015
Shut a team out at home	vs. Savannah State, Sept. 1, 2012 (84-0)
Shut out a conference opponent at home	vs. Kansas State, Nov. 25, 1961 (45-0)
Shut a team out on the road	at Oklahoma, Nov. 11, 1995 (12-0)
Shut out a conference opponent on the road	at Oklahoma, Nov. 11, 1995 (12-0)
Overtime game	at West Virginia, Oct. 11, 2015 (W, 33-26)
30+ first downs	30 at Baylor, Sept. 24, 2016
50+ rushing attempts	55 at Baylor, Sept. 24, 2016
60+ rushing attempts	61 vs. Texas Tech, Sept. 22, 2007
70+ rushing attempts	71 vs. Mississippi State, Sept. 19, 1998
200+ Yards Rushing	332 vs. Tulsa, Aug. 31, 2017
300+ Yards Rushing	332 vs. Tulsa, Aug. 31, 2017
400+ Yards Rushing	450 vs. Missouri State, Sept. 13, 2008
500+ Yards Rushing	536 vs. Kansas, Nov. 12, 1988
Less than 100 Yards Rushing	85 vs. West Virginia, Oct. 29, 2016
Less than 50 Yards Rushing	8 vs. Baylor, Nov. 21, 2015
Less than 25 Yards Rushing	8 vs. Baylor, Nov. 21, 2015
50+ pass attempts	51 vs. Baylor, Nov. 21, 2015
60+ pass attempts	60 at Arizona, Sept. 8, 2012
40+ pass completions	42 at Iowa State, Nov. 18, 2011
300+ Yards Passing	398 vs. TCU, Sept. 23, 2017
400+ Yards Passing	572 at Pittsburgh, Sept. 16, 2017
500+ Yards Passing	572 at Pittsburgh, Sept. 16, 2017
Less than 100 Yards Passing	78 at Iowa State, Oct. 26, 2013
500+ Yards Total Offense	676 at Pittsburgh, Sept. 16, 2017
600+ Yards Total Offense	676 at Pittsburgh, Sept. 16, 2017
700+ Yards Total Offense	742 vs. Louisiana, Sept. 15, 2012
Less than 200 Yards Total Offense	192 vs. Texas, Nov. 16, 2014
Less than 150 Yards Total Offense	109 at Oklahoma, Nov. 28, 2009
90+ offensive plays	101 at Baylor, Sept. 24, 2016
Beat a Top 25 team at home	vs. No. 10 West Virginia, Oct. 29, 2016 (37-20)
Beat a Top 20 team at home	vs. No. 10 West Virginia, Oct. 29, 2016 (37-20)
Beat a Top 15 team at home	vs. No. 10 West Virginia, Oct. 29, 2016 (37-20)
Beat a Top 10 team at home	vs. No. 10 West Virginia, Oct. 29, 2016 (37-20)
Beat a Top 5 team at home	vs. No. 5 TCU, Nov. 7, 2015 (49-29)
Beat a Top 25 team on the road	at No. 18 Oklahoma, Dec. 6, 2014 (38-35, OT)
Beat a Top 20 team on the road	at No. 18 Oklahoma, Dec. 6, 2014 (38-35, OT)
Beat a Top 15 team on the road	at No. 15 Texas Tech, Nov. 2, 2013 (52-34)
Beat a Top 10 team on the road	at No. 8 Texas A&M, Sept. 24, 2011 (30-29)
Beat a Top 5 team on the road	at No. 3 Missouri, Oct. 11, 2008 (28-23)
Beat a Top 25 team at a neutral site	vs. No. 11 Colorado (2016 Alamo Bowl), 38-8
Beat a Top 20 team at a neutral site	vs. No. 11 Colorado (2016 Alamo Bowl), 38-8
Beat a Top 15 team at a neutral site	vs. No. 11 Colorado (2016 Alamo Bowl), 38-88
Beat a Top 10 team at a neutral site	vs. No. 4 Stanford (2012 Fiesta Bowl), 41-38
Beat a Top 5 team at a neutral site	vs. No. 4 Stanford (2012 Fiesta Bowl), 41-38
Forced 5 Turnovers	7 vs. UTSA, Sept. 19, 2015
Intercepted 4 Passes	4 vs. TCU, Nov. 7, 2015
Had 0 Turnovers	at South Alabama, Sept. 8, 2017

OKLAHOMA STATE INDIVIDUAL RUSHING

100+ Yards Rushing	102, Justice Hill, vs. TCU, Sept. 23, 2017
100+ Yards Rushing at Halftime	110, Desmond Roland vs. Oklahoma, Dec. 7, 2013
200+ Yards Rushing	219, Desmond Roland at Iowa State, Oct. 26, 2013
200+ Yards Rushing in a Half	208, Kendall Hunter 1st half vs. Washington St., Sept. 4, 2010
QB Rushed for 100 Yards	125, J.W. Walsh vs. Mississippi State, Aug. 31, 2013
Two Players with 100+ Yards Rushing	154, Justice Hill -and- 146 Chris Carson at TCU, Nov. 19, 2016
Three Players with 100+ Yards Rushing	148, Keith Toston vs. Missouri St., Sept. 13, 2008 138, Beau Johnson vs. Missouri St., Sept. 13, 2008 132, Kendall Hunter vs. Missouri St., Sept. 13, 2008
Had a run of 50+ Yards	73, LD Brown -and- 71, J.D. King vs. Tulsa, Aug. 31, 2017
Had a run of 75+ Yards	81, Herschel Sims vs. Baylor, Oct. 29, 2011 (TD)

Had a run of 80+ Yards	81, Herschel Sims vs. Baylor, Oct. 29, 2011 (TD)
Had a run of 90+ Yards	95, Tatum Bell vs. Texas Tech, Oct. 18, 2003 (TD)
Had 30+ Rushing Attempts	32, Desmond Roland vs. Washington, Jan. 2, 2015
Had 35+ Rushing Attempts	41, David Thompson vs. Baylor, Nov. 23, 1996
Had 40+ Rushing Attempts	41, David Thompson vs. Baylor, Nov. 23, 1996
4+ Rushing Touchdowns	4, Rennie Childs vs. Pittsburgh, Sept. 17, 2016
5+ Rushing Touchdowns	5, Barry Sanders vs. Kansas, Nov. 12, 1988

OKLAHOMA STATE INDIVIDUAL PASSING

300+ Yards Passing	398, Mason Rudolph, vs. TCU, Sept. 23, 2017
300+ Yards Passing in a half	423, Mason Rudolph, first half at Pittsburgh, Sept. 16, 2017
400+ Yards Passing	497, Mason Rudolph at Pittsburgh, Sept. 16, 2017
Had 30+ Completions	34, Mason Rudolph vs. Kansas State, Oct. 3, 2015
Had 40+ Completions	42, Brandon Weeden at Iowa State, Nov. 18, 2011
Had 40+ Attempts	44, Mason Rudolph vs. Iowa State, Oct. 8, 2016
Had 50+ Attempts	50, Mason Rudolph vs. Baylor, Nov. 21, 2015
Had 60+ Attempts	60, Wes Lunt at Arizona, Sept. 8, 2012
50+ Yard Pass	86, Mason Rudolph to James Washington vs. TCU, Sept. 23, 2017 (TD)
80+ Yard Pass	86, Mason Rudolph to James Washington vs. TCU, Sept. 23, 2017 (TD)
90+ Yard Pass	91, Mason Rudolph to James Washington vs. Pittsburgh, Sept. 17, 2016 (TD)
Had 4+ TD Passes	5, Mason Rudolph at Pittsburgh, Sept. 16, 2017
Had 4+ TD Passes in a Half	5, Mason Rudolph, first half, at Pittsburgh, Sept. 16, 2017
Had 5+ TD Passes	5, Mason Rudolph at Pittsburgh, Sept. 16, 2017
Had 5+ TD Passes in a Half	5, Mason Rudolph, first half, at Pittsburgh, Sept. 16, 2017
Had 6+ TD Passes	6, Brandon Weeden vs. Tulsa, Sept. 18, 2010
Had 7+ TD Passes	7, Josh Fields at SMU, Sept. 20, 2003

OKLAHOMA STATE INDIVIDUAL RECEIVING

Caught 10+ Passes	11, Jalen McCleskey vs. West Virginia, Oct. 29, 2016
Two Players Caught 10+ Passes	13, Josh Cooper -and- 10, Justin Blackmon at Iowa State, Nov. 18, 2011
Three Players Caught 10+ Passes	11, Josh Cooper; 11, Justin Blackmon -and- 10 Hubert Anyiam at Texas A&M, Sept. 24, 2011
100+ Yards Receiving	153, James Washington -and- 100, Marcell Ateman vs. TCU, Sept. 23, 2017
100+ Yards Receiving at halftime	109, James Washington vs. TCU, Sept. 23, 2017
200+ Yards Receiving	296, James Washington vs. Pittsburgh, Sept. 17, 2016
300+ Yards Receiving	300, Adarius Bowman at Kansas, Oct. 14, 2006
Two Players with 100+ Yards Receiving	153, James Washington -and- 100, Marcell Ateman vs. TCU, Sept. 23, 2017
Had 3+ TD Catches	3, Jalen McCleskey at Pittsburgh, Sept. 16, 2017
Had 4+ TD Catches	4, Tracy Moore at Arizona, Sept. 8, 2012
Had 5+ TD Catches	7, Rashaun Woods at SMU, Sept. 20, 2003
100+ Yards Receiving by a Running Back	113, Gerald Hudson at Kansas, Nov. 4, 1989
100 yards rushing and receiving, same game	Gerald Hudson at Kansas, Nov. 4, 1989 108 rushing yards and 113 receiving yards

OKLAHOMA STATE INDIVIDUAL DEFENSE

Had 15+ Tackles	19, Jordan Sterns at Oklahoma, Dec. 3, 2016
Had 20+ Tackles	20, Jordan Sterns vs. West Virginia, Oct. 25, 2014
Had 2+ Interceptions	2, Chad Whitener vs. TCU, Nov. 7, 2015
Had 3+ Interceptions	3, Jacob Lacey vs. Texas, Nov. 3, 2007
INT Return for a Touchdown	10, Justin Phillips at Pittsburgh, Sept. 16, 2017
Fumble Return for a Touchdown	82, Kenneth Edison-McGruder vs. Tulsa, Aug. 31, 2017
Multiple Defensive TDs	Ramon Richards (9 yd fumble return) and Madre Harper (0 yd fumble return) vs. Southeastern Louisiana, Sept. 3, 2016
Had 4+ Tackles for Loss	4.0, Cole Walterscheid vs. Pittsburgh, Sept. 17, 2016
Had 5+ Tackles for Loss	5.5, Emmanuel Ogbah at Kansas, Oct. 11, 2014
Had 3+ Sacks	3, Nathan Peterson at Baylor, Nov. 17, 2007
Blocked a Punt	Miketavius Jones vs. Kansas, Oct. 24, 2015
Blocked a FG	Motekiai Maile at Kansas, Oct. 22, 2016
Blocked a PAT	Vincent Taylor at TCU, Nov. 19, 2016
Blocked a Punt, FG and PAT in a single game	Jordan Sterns (Punt), Ofa Hautau (FG) -and- James Castleman (PAT) vs. Missouri State, Sept. 6, 2014
Recorded a Safety	Tyler Ferguson vs. Kansas, Oct. 24, 2015



THE LAST TIME...

OKLAHOMA STATE INDIVIDUAL MISCELLANEOUS

KR for a Touchdown	99, Tyreek Hill at Kansas, Oct. 11, 2014
Game-Opening KR for a Touchdown	100, Justin Gilbert vs. Kansas, Nov. 9, 2013
PR for a Touchdown	67, Jalen McCleskey at Texas Tech, Oct. 31, 2015
Punt Blocked for a Touchdown	Miketavius Jones blocked & returned vs. Kansas, Oct. 24, 2015
Returned a blocked FG for a Touchdown	Massey blocked, M. Jones returned vs. Kansas, Nov. 13, 1999
Returned a PAT for a score	Vincent Taylor blocked, Tre Flowers returned vs. Texas, Oct. 1, 2016
OSU player scored 4+ TDs in a game	4, Rennie Childs vs. Pittsburgh, Sept. 17, 2016
OSU player scored 5+ TDs in a game	7, Rashaun Woods at SMU, Sept. 20, 2003
Passed For 200 Yards & Rushed For 100 Yards	Zac Robinson, 202 passing/144 rushing at Baylor, Nov. 17, 2007
300-yd passer, 200-yd rusher, 200-yd receiver	Zac Robinson, 320 yards passing, Kendall Hunter, 210 yards rushing, Dez Bryant, 236 yards receiving vs. Houston, Sept. 6, 2008
300-yd passer, 100-yd rusher, 100-yd receiver	Mason Rudolph, 398 yards passing; Justice Hill, 102 yards rushing -and- James Washington, 153 yards receiving vs. TCU, Sept. 23, 2017
100-yd rusher & 100-yd receiver, same game	Justice Hill, 102 yards rushing -and- James Washington, 153 yards receiving vs. TCU, Sept. 23, 2017
200-yd rusher & 200-yd receiver, same game	Kendall Hunter, 210 yards rushing, Dez Bryant, 236 yards receiving vs. Houston, Sept. 6, 2008
Punted the Ball 70+ Yards	71, Kip Smith vs. West Virginia, Oct. 25, 2014
Punted the Ball 80+ Yards	80, Cole Farden at Baylor, Nov. 22, 2003
Kicked a 50-Yard FG	53, Matt Ammendola at South Alabama, Sept. 8, 2017
Kicked Two 50+ Yard FGs, same game	Dan Bailey (52 and 52) at Louisiana, Oct. 8, 2010
Made 4+ FG	4, Ben Grogan vs. Missouri State, Sept. 6, 2014
OSU player blocked multiple kicks in a game	Vincent Taylor (two blocked PATs) vs. Texas, Oct. 1, 2016

OPPONENT TEAM

50+ Points	58 vs. Oklahoma, Nov. 28, 2015
Shut out OSU in Stillwater	vs. Colorado, Oct. 1, 2005 (34-0)
Shut out OSU in Stillwater (Conf.)	vs. Colorado, Oct. 1, 2005 (34-0)
Shut out OSU at opponent home	at Oklahoma, Nov. 28, 2009 (27-0)
Shut out OSU at opponent home (Conf.)	at Oklahoma, Nov. 28, 2009 (27-0)
Shut out OSU in the first half	vs. Texas, Nov. 16, 2014
Shut out OSU in the second half	at Oklahoma, Nov. 28, 2009
30+ first downs	32 vs. TCU, Sept. 23, 2017
40+ first downs	44 at Oklahoma, Nov. 24, 2012
50+ rushing attempts	60 vs. Tulsa, Aug. 31, 2017
60+ rushing attempts	60 vs. Tulsa, Aug. 31, 2017
Less than 25 Yards Rushing	13 vs. Colorado, Nov. 19, 2009
Less than 50 yards Rushing	41 at South Alabama, Sept. 8, 2017
Less than 100 Yards Rushing	41 at South Alabama, Sept. 8, 2017
200+ Yards Rushing	238 vs. TCU, Sept. 23, 2017
300+ Yards Rushing	341 at Oklahoma, Dec. 3, 2016
400+ Yards Rushing	513, Nebraska, Aug. 31, 1995
500+ Yards Rushing	513, Nebraska, Aug. 31, 1995
50+ pass attempts	52 vs. Texas Tech, Nov. 12, 2016
60+ pass attempts	60 vs. Texas Tech, Sept. 25, 2014
70+ pass attempts	71 at Texas Tech, Nov. 2, 2013
Less than 100 Yards Passing	87 at Kansas State, Nov. 5, 2016
Less than 200 Yards Passing	134 at South Alabama, Sept. 8, 2017
300+ Yards Passing	359 vs. Texas Tech, Nov. 12, 2016
400+ Yards Passing	445 vs. TCU, Nov. 7, 2015
500+ Yards Passing	512 at Oklahoma, Nov. 24, 2012
600+ Yards Passing	646 vs. Texas Tech, Sept. 22, 2007
Less than 200 Yards Total Offense	175 at South Alabama, Sept. 8, 2017
Less than 150 Yards Total Offense	139, Savannah State, Sept. 1, 2012
500+ Yards Total Offense	629 at Oklahoma, Dec. 3, 2016
600+ Yards Total Offense	629 at Oklahoma, Dec. 3, 2016
700+ Yards Total Offense	700 vs. Baylor, Nov. 21, 2015
90+ offensive plays	98 vs. Tulsa, Aug. 31, 2017
100+ offensive plays	104 vs. Baylor, Nov. 21, 2015
Forced 5 OSU Turnovers	5 at Kansas State, Nov. 3, 2012
Intercepted 4 OSU Passes	4 at Kansas State, Nov. 3, 2012
Had 0 Turnovers	vs. Oklahoma, Nov. 28, 2015

OPPONENT INDIVIDUAL RUSHING

100+ Yards Rushing	168, Darius Anderson, vs. TCU, Sept. 23, 2017
200+ Yards Rushing	239, Samaje Perine at Oklahoma, Dec. 3, 2016
250+ Yards Rushing	267, Vince Young vs. Texas, Oct. 29, 2005
QB rushed for 100 Yards	153, Jesse Ertz at Kansas State, Nov. 5, 2016

Two Players with 100+ Yards Rushing

50+ Yard Run	
80+ Yard Run	
90+ Yard Run	
Had 30+ Rushing Attempts	
Had 35+ Rushing Attempts	
4+ Rushing Touchdowns	
5+ Rushing Touchdowns	

148, D'Onta Foreman -and-	
106, Chris Warren III vs. Texas, Oct. 1, 2016	
55, Corey Taylor II vs. Tulsa, Aug. 31, 2017	
80, Ja'Terian Douglas at Tulsa, Sept. 18, 2011	
90, Calvin Jones at Nebraska, Oct. 10, 1992	
37, Semaje Perine at Oklahoma, Dec. 3, 2016	
35, Stepfan Taylor vs. Stanford, Jan. 2, 2012	
5, Cedric Benson vs. Texas, Nov. 6, 2004	
5, Cedric Benson vs. Texas, Nov. 6, 2004	

OPPONENT INDIVIDUAL PASSING

300+ Yards Passing	344, Patrick Mahomes vs. Texas Tech, Nov. 12, 2016
400+ Yards Passing	445, Trevone Boykin vs. TCU, Nov. 7, 2015
500+ Yards Passing	500, Landry Jones at Oklahoma, Nov. 24, 2012
600+ Yards Passing	646, Graham Harrell vs. Texas Tech, Sept. 22, 2007
Had 30+ Completions	34, Patrick Mahomes vs. Texas Tech, Nov. 12, 2016
Had 40+ Completions	45, Davis Webb at Texas Tech, Nov. 2, 2013
Had 40+ Attempts	51, Patrick Mahomes vs. Texas Tech, Nov. 12, 2016
Had 50+ Attempts	51, Patrick Mahomes vs. Texas Tech, Nov. 12, 2016
Had 60+ Attempts	71, Davis Webb at Texas Tech, Nov. 2, 2013
Had 70+ Attempts	71, Davis Webb at Texas Tech, Nov. 2, 2013
50+ Yard Pass	74, Ben DiNucci to Quadree Henderson at Pittsburgh, Sept. 16, 2017
80+ Yard Pass	89, Seth Russell to Chris Platt at Baylor, Sept. 24, 2016
90+ Yard Pass	90, Patrick Mahomes to Jakeem Grant at Texas Tech, Oct. 31, 2015 (TD)
Had 4+ TD Passes	4, Seth Russell at Baylor, Sept. 24, 2016
Had 5+ TD Passes	5, Taylor Martinez vs. Nebraska, Oct. 23, 2010
Had 6+ TD Passes	6, Graham Harrell vs. Texas Tech, Nov. 8, 2008

OPPONENT INDIVIDUAL RECEIVING

Caught 10+ Passes	10, Sterling Shepard vs. Oklahoma, Nov. 28, 2015
Caught 15+ Passes	15, Jace Amaro at Texas Tech, Nov. 2, 2013
100+ Yards Receiving	103, Phillip Lindsay vs. Colorado, Dec. 29, 2016
Two With 100+ Yards Receiving	175, Ishmael Zamora and 114, Chris Platt at Baylor, Sept. 24, 2016
Three With 100+ Yards Receiving	162, Jalen Saunders, 146, Justin Brown and 103, Kenny Stills at Oklahoma, Nov. 24, 2012
200+ Yards Receiving	210, KD Cannon vs. Baylor, Nov. 21, 2015
Two Players with 200+ Yards Receiving	237, Michael Crabtree -and- 233, Danny Amendola, Texas Tech, Sept. 22, 2007
Had 3+ TD Catches	3, Laquon Treadwell vs. Ole Miss, Jan. 1, 2016
Had 4+ TD Catches	4, Marcus Harris at Wyoming, Sept. 23, 1995
100+ Yards Receiving by a Running Back	103, Phillip Lindsay vs. Colorado, Dec. 29, 2016


OPPONENT INDIVIDUAL DEFENSE

Had 15+ Tackles	15, Denzel Johnson at TCU, Nov. 19, 2016
Had 2+ Interceptions	2, Jordan Thomas vs. Oklahoma, Nov. 28, 2015
Had 3+ Interceptions	3, Allen Chapman at Kansas State, Nov. 3, 2012
Interception Return for a Touchdown	29, Duke Shelley at Kansas State, Nov. 5, 2016
Fumble Return for a Touchdown	Jason Pinnock at Pittsburgh, Sept. 16, 2017
Had 4+ Tackles for Loss	4.5, Travon Blanchard at Baylor, Sept. 24, 2016
Had 5+ Tackles for Loss	6, Dylan Cole vs. Missouri State, Sept. 6, 2014
Had 3+ Sacks	3, Tim Crowder, Texas, Nov. 6, 2004
Had 4+ Sacks	4, Antwaun Bynum vs. Missouri, Oct. 6, 2001
Blocked a Punt	Jayd Kirby at Kansas State, Nov. 5, 2016
Blocked a FG	Travis Britz vs. Kansas State, Oct. 5, 2013
Blocked a PAT attempt	Poona Ford vs. Texas, Oct. 1, 2016
Recorded a safety	Kyle Rose at West Virginia, Oct. 10, 2015

OPPONENT INDIVIDUAL MISCELLANEOUS

KR for a Touchdown	100, Jakeem Grant at Texas Tech, Oct. 31, 2015
PR for a Touchdown	64, Jalen Saunders vs. Oklahoma, Dec. 7, 2013
Punt Blocked for a Touchdown	21, Daniel Gonzalez, Kansas St., Oct. 7, 2006
Returned a blocked FG for a Touchdown	65, Kip Daily, Kansas St., Oct. 5, 2013
Returned a PAT for a score	Frank Alexander, vs. Oklahoma, Nov. 29, 2008
Scored 4+ TD in a game	4, Cooper Rush vs. Central Michigan, Sept. 10, 2016
Passed for 200 Yards & Rushed for 100 Yards	Taylor Martinez, 323 passing/112 rushing vs. Nebraska, Oct. 23, 2010
Punted the Ball 70+ Yards	74, Michael Such vs. Tulsa, Sept. 18, 2010
Punted the Ball 80+ Yards	81, Brian Lewis vs. Oklahoma, Nov. 9, 1996
Kicked a 50-Yard FG	51, Nick Rose vs. Texas, Nov. 16, 2014
Made 4+ FG	4, Jimmy Stevens, Oklahoma, Nov. 27, 2010

BOX SCORES

	WEEK ONE Aug. 31, 2017 Stillwater, Okla. Attendance: 56,790 TV: FS1
TULSA <small>RV/RV</small>	24
OKLAHOMA STATE <small>10/11</small>	59

Captains: Mason Rudolph, James Washington, Tre Flowers, Kirk Tucker

Score by Quarters	1	2	3	4	Score
Tulsa	0	17	0	7	24
Oklahoma State	21	17	14	7	59

Scoring Summary

1st	12:59	OSU	Johnson, T 44 yd pass from Rudolph, M. (Ammendola kick)
			8-74 2:01, TLS 0 - OSU 7
	06:35	OSU	Washington, J. 40 yd pass from Rudolph (Ammendola kick)
			6-81 2:13, TLS 0 - OSU 14
	04:08	OSU	Hill, Justice 3 yd run (Ammendola kick)
			2-52 0:17, TLS 0 - OSU 21
2nd	10:38	TLS	Higuera, A. 0 yd fumble recovery (Jones, R kick)
			TLS 7 - OSU 21
	10:06	OSU	King, J.D. 71 yd run (Ammendola kick)
			2-75 0:32, TLS 7 - OSU 28
	06:18	TLS	Taylor II, C. 3 yd run (Jones, R kick)
			13-75 3:48, TLS 14 - OSU 28
	03:29	OSU	Ammendola, Matt 24 yd field goal
			9-60 2:49, TLS 14 - OSU 31
	02:04	OSU	Washington 77 yd pass from Rudolph (Ammendola kick)
			1-77 0:10, TLS 14 - OSU 38
	00:00	TLS	Jones, R. 23 yd field goal
			4-18 0:33, TLS 17 - OSU 38
3rd	06:37	OSU	Rudolph, Mason 1 yd run (Ammendola kick)
			14-80 5:29, TLS 17 - OSU 45
	02:14	OSU	Edison-McGruder, K. 82 yd fumble ret. (Ammendola kick)
			TLS 17 - OSU 52
4th	07:55	OSU	Brown, LD 15 yd run (Ammendola, Matt kick)
			2-20 0:34, TLS 17 - OSU 59
	05:35	TLS	Taylor II, C. 55 yd run (Jones, R. kick)
			6-75 2:20, TLS 24 - OSU 59

	TLS	OSU
FIRST DOWNS	26	25
RUSHES-YARDS (NET)	60-244	37-332
PASSING YDS (NET)	188	308
Passes Att-Comp-Int	38-20-0	26-21-0
TOTAL OFFENSE PLAYS-YARDS	98-432	63-640
Fumble Returns-Yards	1-26	1-82
Punt Returns-Yards	0-0	2-3
Kickoff Returns-Yards	3-45	3-67
Interception Returns-Yards	0-0	0-0
Punts (Number-Avg)	7-44.6	2-40.0
Fumbles-Lost	3-2	2-2
Penalties-Yards	6-48	5-51
Possession Time	36:40	23:20
Third-Down Conversions	16 of 26	5 of 9
Fourth-Down Conversions	1 of 2	0 of 0
Red-Zone Scores-Chances	2-4	4-5
Sacks By: Number-Yards	2-9	1-11


RUSHING: Tulsa-Taylor II, C. 20-111; President, C. 8-69; Brewer, D. 22-33; Brooks, S. 8-28; Skipper, L. 2-3. Oklahoma State-Hill, Justice 15-132; King, J.D. 6-95; Brown, LD 5-92; Johnson, Tyron 1-11; Wilson, Ja'Ron 5-8; Rudolph, Mason 3-3; Washington, James 1-minus 1; Cornelius, Taylor 1-minus 8.

PASSING: Tulsa-President, C. 18-35-0-178; Skipper, L. 2-3-0-10. Oklahoma State-Rudolph, Mason 20-24-0-303; Cornelius, Taylor 1-2-0-5.

RECEIVING: Tulsa-Johnson, K. 7-52; Hobbs, J. 6-71; Stewart, J. 3-30; Carter, N. 2-18; Brewer, D. 1-18; Taylor II, C. 1-minus 1. Oklahoma State-Washington, James 6-145; Ateman, Marcell 4-75; Stoner, Dillon 4-18; Hill, Justice 3-10; Johnson, Tyron 1-44; Lacy, Chris 1-13; Finefuiaki, Sione 1-5; McCleskey, Jalen 1-minus 2.

INTERCEPTIONS: Tulsa-None. Oklahoma State-None.

FUMBLES: Tulsa-Wilson Jr., P. 1-0; President, C. 1-1; Brooks, S. 1-1. Oklahoma State-McCleskey, Jalen 1-1; Rudolph, Mason 1-1.

	WEEK TWO Sep. 8, 2017 Mobile, Ala. Attendance: 26,487 TV: ESPN2
SOUTH ALABAMA	7
OKLAHOMA STATE <small>11/10</small>	44

Captains: Larry Williams, Jerel Morrow, DeQuinton Osborne, Chance Cook

Score by Quarters	1	2	3	4	Score
South Alabama	0	0	0	7	7
Oklahoma State	17	3	21	3	44

Scoring Summary

1st	07:32	OSU	Ammendola, Matt 31 yd field goal
			12-57 3:58, USA 0 - OSU 3
	05:31	OSU	Washington, J. 66 yd pass from Rudolph (Ammendola kick)
			2-68 0:29, USA 0 - OSU 10
	01:36	OSU	Ateman, M. 4 yd pass from Rudolph (Ammendola kick)
			7-73 2:23, USA 0 - OSU 17
2nd	00:11	OSU	Ammendola, Matt 53 yd field goal
			8-44 1:06, USA 0 - OSU 20
3rd	11:16	OSU	Ateman, M. 20 yd pass from Rudolph (Ammendola kick)
			4-43 0:58, USA 0 - OSU 27
	07:44	OSU	Rudolph, Mason 10 yd run (Ammendola kick)
			6-63 1:54, USA 0 - OSU 34
	04:12	OSU	Phillips, Justin 25 yd interception return (Ammendola kick)
			USA 0 - OSU 41
4th	10:55	OSU	Ammendola, Matt 48 yd field goal
			12-39 6:29, USA 0 - OSU 44
	04:35	USA	Francis, Mseiah 17 yd pass from Davis (Patterson kick)
			11-83 6:20, USA 7 - OSU 44

	USA	OSU
FIRST DOWNS	12	29
RUSHES-YARDS (NET)	27-41	37-163
PASSING YDS (NET)	134	342
Passes Att-Comp-Int	24-14-1	41-26-0
TOTAL OFFENSE PLAYS-YARDS	51-175	78-505
Fumble Returns-Yards	0-0	0-0
Punt Returns-Yards	0-0	2-13
Kickoff Returns-Yards	4-84	1-18
Interception Returns-Yards	0-0	1-25
Punts (Number-Avg)	7-48.4	2-37.0
Fumbles-Lost	1-1	1-0
Penalties-Yards	3-40	4-25
Possession Time	29:56	30:04
Third-Down Conversions	1 of 10	7 of 16
Fourth-Down Conversions	1 of 1	2 of 2
Red-Zone Scores-Chances	1-2	5-6
Sacks By: Number-Yards	1-1	4-25


RUSHING: South Alabama - Johnson, Xavier 5-36, Moore, Deonta 2-12, Minter, Tra 7-10, Foster, Denzel 2-2, TEAM 1-minus 2, Davis, Dallas 8-minus 8, Garvin, Cole 2-minus 9. Oklahoma State- King, J.D. 8-64, Brown, LD 10-38, Wudtee, Keondre 3-29, Hill, Justice 11-27, Rudolph, Mason 4-18, TEAM 1-minus 13.

PASSING: South Alabama-Davis, Dallas 13-23-1-126, Garvin, Cole 1-1-0-8. Oklahoma State-Rudolph, Mason 25-38-0-335; Wudtee, Keondre 1-3-0-7.

RECEIVING: South Alabama-Way, Jamarius 5-66, McCray, Jordan 3-27, Collier, Sa'Mory 2-3, Francis, Mseiah 1-17, Harris, Sam 1-16, Moore, Deontra 1-4, Minter, Tra 1-1. Oklahoma State-Ateman, Marcell 5-51, Lacy, Chris 4-54, Hill, Justice 4-46, Johnson, Tyron 4-43, McCleskey, Jalen 4-19, Washington, James 2-98, Stoner, Dillon 2-24, Wallace, Tylan 1-7.

INTERCEPTIONS: Tulsa-Davis, Dallas 1. Oklahoma State-None.

FUMBLES: Tulsa-Johnson, Xavier 1-1. Oklahoma State-TEAM 1-0.

	WEEK THREE Sep 16, 2017 Pittsburgh, Pa. Attendance: 38,952 TV: ESPN
PITTSBURGH	21
OKLAHOMA STATE <small>9/8</small>	59

Captains: Aaron Cochran, Jalen McCleskey, Kirk Tucker, Jerel Morrow

Score by Quarters	1	2	3	4	Score
South Alabama	0	14	7	0	21
Oklahoma State	21	28	7	3	59

Scoring Summary

1st	13:00	OSU	Hill, Justice 20 yd run (Ammendola kick)
			7-75 2:00, OSU 7 - UP 0
	07:46	OSU	Stoner 54 yd pass from Rudolph (Ammendola kick)
			10-96 3:16, OSU 14 - UP 0
	03:33	OSU	Ateman 69 yd pass from Rudolph (Ammendola kick)
			6-80 1:32, OSU 21 - UP 0
2nd	13:41	OSU	McCleskey 8 yd pass from Rudolph (Ammendola,kick)
			6-54 1:14, OSU 28 - UP 0
	11:22	OSU	McCleskey 40 yd pass from Rudolph (Ammendola kick)
			3-65 0:39, OSU 35 - UP 0
	09:25	UP	Moss, C. 5 yd run (Kessman kick)
			4-87 1:57, OSU 35 - UP 7
	06:15	OSU	Hill, Justice 15 yd run (Ammendola kick)
			8-82 3:10, OSU 42 - UP 7
	03:40	OSU	McCleskey 48 yd pass from Rudolph (Ammendola kick)
			5-79 1:49, OSU 49 - UP 7
	00:16	UP	Araujo-Lopes 14 yd pass from DiNucci (Kessman kick)
			13-80 3:24, OSU 49 - UP 14
3rd	09:54	OSU	Phillips 10 yd interception return (Ammendola, kick)
			OSU 56 - UP 14
	00:08	UP	Pinnock 0 yd fumble recovery (Kessman kick)
			OSU 56 - UP 21
4th	10:08	OSU	Ammendola, Matt 25 yd field goal
			10-57 5:00, OSU 59 - UP 21

	OSU	UP
FIRST DOWNS	27	17
RUSHES-YARDS (NET)	35-104	34-103
PASSING YDS (NET)	288	572
Passes Att-Comp-Int	37-26-1	35-20-2
TOTAL OFFENSE PLAYS-YARDS	69-391	72-676
Fumble Returns-Yards	0-0	0-0
Punt Returns-Yards	0-0	0-0
Kickoff Returns-Yards	5-85	2-41
Interception Returns-Yards	2-17	1-0
Punts (Number-Avg)	1-45.0	6-48.7
Fumbles-Lost	1-1	0-0
Penalties-Yards	4-30	6-50
Possession Time	28:28	31:32
Third-Down Conversions	10 of 14	5 of 15
Fourth-Down Conversions	0 of 1	1 of 2
Red-Zone Scores-Chances	4-4	2-2
Sacks By: Number-Yards	2-22	1-3

RUSHING: Oklahoma State-Hill, Justice 11-91; King, J.D. 16-35; Brown, LD 4-8; Rudolph, Mason 1-minus 3; TEAM 3-minus 27. Pitt-Moss, C. 12-36; French, M. 3-34; DiNucci, B. 7-18; Araujo-Lopes, R 1-10; Ollison, Q. 7-6; Hall, D. 1-1; Henderson, Q. 1-1; Browne, M. 2-minus 3.

PASSING: Oklahoma State-Rudolph, Mason 23-32-1-497; Cornelius, Taylor 3-5-0-75. Pitt-DiNucci, B. 13-25-2-228; Browne, M. 7-10-0-60.

RECEIVING: Oklahoma State-McCleskey, Jalen 7-162; Washington, James 5-124; Stoner, Dillon 5-100; Ateman, Marcell 4-109; Wallace, Tylan 2-49; Hill, Justice 2-2; Abbott, Britton 1-26. Pitt-Araujo-Lopes, R 6-89; Flanagan, M. 3-43; Mathews, A. 3-32; French, M. 3-16; Henderson, Q. 1-74; Moss, C. 1-12; Hall, D. 1-8; Clark, C. 1-7; Ollison, Q. 1-7.

INTERCEPTIONS: Oklahoma State-Phillips, Justin 1-10; Flowers, Tre 1-7. Pitt-Maddox, A. 1-0.

FUMBLES: Oklahoma State-TEAM 1-1. Pitt-None.



BOX SCORES

	WEEK FOUR Sept. 23, 2017 Stillwater, Okla. Attendance: 56,790 TV: ESPN
TCU 16/15	44
OKLAHOMA STATE 6/7	31

Captains: Marcell Ateman, Vili Levini, Jordan Brailford, Britton Abbott

Score by Quarters	1	2	3	4	Score
TCU	6	14	14	10	44
Oklahoma State	7	3	7	14	31

Scoring Summary

1st	10:46	TCU	Song, Jonathan 29 yd field goal 12-64 4:14, TCU 3 - OSU 0
	02:45	TCU	Song, Jonathan 31 yd field goal 14-63 5:40, TCU 6 - OSU 0
	02:15	OSU	Washington 86 yd pass from Rudolph (Ammendola kick) 2-90 0:30, TCU 6 - OSU 7
2nd	14:28	TCU	Anderson, D. 28 yd run (Song, Jonathan kick) 7-75 2:47, TCU 13 - OSU 7
	07:15	TCU	Diarise 9 yd pass from Hill (Song, Jonathan kick) 9-62 4:38, TCU 20 - OSU 7
	04:46	OSU	Ammendola, Matt 29 yd field goal 11-63 2:29, TCU 20 - OSU 10
3rd	11:59	TCU	Anderson, D. 6 yd run (Song, Jonathan kick) 6-42 1:54, TCU 27 - OSU 10
	08:37	OSU	Stoner 14 yd pass from Rudolph (Ammendola kick) 10-78 3:22, TCU 27 - OSU 17
	04:34	TCU	Olonilua, Sewo 1 yd run (Song, Jonathan kick) 9-75 4:03, TCU 34 - OSU 17
4th	12:03	TCU	Song, Jonathan 31 yd field goal 11-66 5:41, TCU 37 - OSU 17
	09:44	OSU	Rudolph, Mason 1 yd run (Ammendola, Matt kick) 10-79 2:19, TCU 37 - OSU 24
	03:03	OSU	Hill, Justice 1 yd run (Ammendola, Matt kick) 5-47 1:24, TCU 37 - OSU 31
	02:37	TCU	Anderson, D. 42 yd run (Song, Jonathan kick) 3-48 0:26, TCU 44 - OSU 31

	TCU	OSU
FIRST DOWNS	32	26
RUSHES-YARDS (NET)	52-238	31-101
PASSING YDS (NET)	228	398
Passes Att-Comp-Int	33-22-1	42-22-3
TOTAL OFFENSE PLAYS-YARDS	85-466	73-499
Fumble Returns-Yards	0-0	0-0
Punt Returns-Yards	1-3	1-0
Kickoff Returns-Yards	3-62	5-86
Interception Returns-Yards	3-2	1-7
Punts (Number-Avg)	2-45.0	3-48.3
Fumbles-Lost	3-0	1-1
Penalties-Yards	4-23	8-77
Possession Time	39:04	20:56
Third-Down Conversions	11 of 19	7 of 14
Fourth-Down Conversions	0 of 0	1 of 2
Red-Zone Scores-Chances	6-6	4-4
Sacks By: Number-Yards	3-18	2-22

RUSHING: TCU-Anderson, D. 26-160; Olonilua, Sewo 9-38; Reagor, Jalen 1-18; Turpin, K. 1-16; Hill, Kenny 10-15; TEAM 3-minus 3; Snell, Kenedy 2-minus 6. Oklahoma State-Hill, Justice 25-102; King, J.D. 1-7; Rudolph, Mason 5-minus 8.

PASSING: TCU-Hill, Kenny 22-33-1-228. Oklahoma State-Rudolph, Mason 22-41-2-398; McCleskey, Jalen 0-1-1-0.

RECEIVING: TCU-White, Desmon 5-25; Anderson, D. 4-41; Diarise, John 3-40; Reagor, Jalen 3-25; Nixon, Shaun 2-22; Turpin, K. 2-21; Olonilua, Sewo 2-11; Austin, Jaelan 1-43. Oklahoma State-Washington, James 6-153; Ateman, Marcell 6-100; McCleskey, Jalen 4-79; Stoner, Dillon 3-39; Hill, Justice 3-27.

INTERCEPTIONS: TCU-Orr, Nick 1-0; Bradley, Chris 1-0; Collier, L.J. 1-minus 2. Oklahoma State-Flowers, Tre 1-7.

FUMBLES: TCU-Hill, Kenny 2-0; Anderson, D. 1-0. Oklahoma State-Rudolph, Mason 1-1.

	WEEK FIVE Sept. 30, 2017 Lubbock, Texas Attendance: TV: FOX
TEXAS TECH	
OKLAHOMA STATE	

	WEEK SEVEN Oct. 14, 2017 Stillwater, Okla. Attendance: TV:
BAYLOR	
OKLAHOMA STATE	



SELECT PLAYERS GAME-BY-GAME STATS

49 MATT AMMENDOLA

KICKER | 5-9 | 195 | R-SOPHOMORE
LANSDALE, PA./NORTH PENN

Career Highs

Longest FG 53 twice, last at South Alabama 9/8/17
Most FG Made 3 at South Alabama, 9/8/17

2017 Season Highs

Longest FG 53 at South Alabama 9/8/17
Most FG Made 3 at South Alabama, 9/8/17

Ammendola's 2016 Game-by-Game Kicking Stats

Date	Opponent	PAT-A	FGM-FGA	Lg	Blk
Sept. 3	SE Louisiana	0-1	0-0	0	0
Sept. 10	Central Michigan	0-0	1-1	53	0
Sept. 17	Pittsburgh	0-0	0-0	0	0
Sept. 24	at Baylor	0-0	0-0	0	0
Oct. 1	Texas	0-0	0-0	0	0
Oct. 8	Iowa State	0-0	0-0	0	0
Oct. 22	at Kansas	0-0	0-0	0	0
Oct. 29	West Virginia	0-0	0-0	0	0
Nov. 5	at Kansas State	0-0	0-0	0	0
Nov. 12	Texas Tech	0-0	0-0	0	0
Nov. 19	at TCU	0-0	0-0	0	0
Dec. 3	at Oklahoma	0-0	0-0	0	0

Ammendola's 2017 Game-by-Game Kicking Stats

Date	Opponent	PAT-A	FGM-FGA	Lg	Blk
Aug. 31	Tulsa	8-8	1-2	24	0
Sept. 8	at South Alabama	5-5	3-4	53	0
Sept. 16	at Pittsburgh	8-8	1-1	25	0
Sept. 23	TCU	4-4	1-1	29	0
Sept. 30	at Texas Tech				
Oct. 14	Baylor				
Oct. 21	at Texas				
Oct. 28	at West Virginia				
Nov. 4	Oklahoma				
Nov. 11	at Iowa State				
Nov. 18	Kansas State				
Nov. 25	Kansas				

Ammendola's Career Kicking Stats

Year	FGM-FGA	Pct.	1-19	20-29	30-39	40-49	50+	Lg	Blk
2016	1-1	100.0	0-0	0-0	0-0	0-0	1-1	53	0
2017	6-8	75.0	0-0	3-3	1-2	1-2	1-1	53	0
Career	7-9	77.8	0-0	3-3	1-2	1-2	2-2	53	0

3 MARCELL ATEMAN

RECEIVER | 6-4 | 220 | R-SENIOR
DALLAS, TEXAS/WYLIE EAST

Career Highs

Receptions 8 at Iowa State, 11/14/15
Receiving Yards 132 at Iowa State, 11/14/15
Long Reception 82 vs. TCU, 11/7/15

2017 Season Highs

Receptions 6 vs. TCU, 9/23/17
Receiving Yards 109 at Pittsburgh, 9/16/17
Long Reception 69 at Pittsburgh, 9/16/17

Ateman's 2013 Game-by-Game Receiving Stats

Date	Opponent	No.	Yds.	TD	Long
Aug. 31	vs. Mississippi State	1	6	0	6
Sept. 7	at UTSA	4	40	0	22
Sept. 14	Lamar	3	46	0	29
Sept. 28	at West Virginia	1	6	0	6
Oct. 5	Kansas State	2	10	0	5
Oct. 19	TCU	0	0	0	0
Oct. 26	at Iowa State	0	0	0	0
Nov. 2	at Texas Tech	2	25	0	13

Nov. 9	Kansas	3	53	0	34
Nov. 16	at Texas	1	3	0	3
Nov. 23	Baylor	1	51	0	51
Dec. 7	Oklahoma	0	0	0	0
Jan. 3	vs. Missouri	4	36	0	23

Ateman's 2014 Game-by-Game Receiving Stats

Date	Opponent	No.	Yds.	TD	Long
Aug. 30	vs. Florida State	0	0	0	0
Sept. 6	Missouri State	1	4	0	4
Sept. 13	UTSA	4	70	0	43
Sept. 25	Texas Tech	6	130	0	41
Oct. 4	Iowa State	3	33	0	16
Oct. 11	at Kansas	1	7	0	7
Oct. 18	at TCU	2	-3	0	3
Oct. 25	West Virginia	0	0	0	0
Nov. 1	at Kansas State	2	17	0	9
Nov. 15	Texas	1	10	0	10
Nov. 22	at Baylor	0	0	0	0
Dec. 6	at Oklahoma		DNP		
Jan. 2	vs. Washington	0	0	0	0

Ateman's 2015 Game-by-Game Receiving Stats

Date	Opponent	No.	Yds.	TD	Long
Sept. 3	at Central Michigan	4	75	1	49
Sept. 12	Central Arkansas	4	46	0	21
Sept. 19	UTSA	1	13	1	13
Sept. 26	at Texas	4	69	0	29
Oct. 3	Kansas State	6	101	1	27
Oct. 10	at West Virginia	2	41	0	22
Oct. 24	Kansas	0	0	0	0
Oct. 31	at Texas Tech	3	31	0	13
Nov. 7	TCU	1	82	1	82
Nov. 14	at Iowa State	8	132	1	32
Nov. 21	Baylor	5	83	2	39
Nov. 28	Oklahoma	2	23	0	13
Jan. 1	vs. Ole Miss	5	70	0	27

Ateman's 2016 Game-by-Game Receiving Stats

Date	Opponent	No.	Yds.	TD	Long
Sept. 3	SE Louisiana		DNP		
Sept. 10	Central Michigan		DNP		
Sept. 17	Pittsburgh		DNP		
Sept. 24	at Baylor		DNP		
Oct. 1	Texas		DNP		
Oct. 8	Iowa State		DNP		
Oct. 22	at Kansas		DNP		
Oct. 29	West Virginia		DNP		
Nov. 5	at Kansas State		DNP		
Nov. 12	Texas Tech		DNP		
Nov. 19	at TCU		DNP		
Dec. 3	at Oklahoma		DNP		

Ateman's 2017 Game-by-Game Receiving Stats

Date	Opponent	No.	Yds.	TD	Long
Aug. 31	Tulsa	4	75	0	49
Sept. 8	at South Alabama	5	51	2	20
Sept. 16	at Pittsburgh	4	109	1	69
Sept. 23	TCU	6	100	0	29
Sept. 30	at Texas Tech				
Oct. 14	Baylor				
Oct. 21	at Texas				
Oct. 28	at West Virginia				
Nov. 4	Oklahoma				
Nov. 11	at Iowa State				
Nov. 18	Kansas State				
Nov. 25	Kansas				

Ateman's Career Receiving Stats

Year	G	Rec.	Yds.	Avg.	TD	Long	Avg./G
2013	13	22	276	12.5	0	51	21.2
2014	12	20	268	13.4	0	43	22.3
2015	13	45	766	17.0	5	82	58.9
2016							
2017	4	19	335	17.6	3	69	83.8
Career	42	106	1645	15.5	8	82	39.2

24 LD BROWN

RUNNING BACK | 5-9 | 193 | R-FRESHMAN
DALLAS, TEXAS/DESOTO

Career Highs

Rushes 10 at South Alabama, 9/8/17
Rushing Yards 92 vs. Tulsa, 8/31/17
Long Rush 73 vs. Tulsa, 8/31/17

2017 Season Highs

Rushes 10 at South Alabama, 9/8/17
Rushing Yards 92 vs. Tulsa, 8/31/17
Long Rush 73 vs. Tulsa, 8/31/17

Brown's 2017 Game-by-Game Rushing Stats

Date	Opponent	No.	Gain	Loss	Net	TD	Long	Avg.
Aug. 31	Tulsa	5	95	3	92	1	73	18.4
Sept. 8	at South Alabama	10	38	0	38	0	13	3.8
Sept. 16	at Pittsburgh	4	12	4	8	0	6	2.0
Sept. 23	TCU				DNP			
Sept. 30	at Texas Tech							
Oct. 14	Baylor							
Oct. 21	at Texas							
Oct. 28	at West Virginia							
Nov. 4	Oklahoma							
Nov. 11	at Iowa State							
Nov. 18	Kansas State							
Nov. 25	Kansas							

Brown's 2017 Game-by-Game Receiving Stats

Date	Opponent	No.	Yds.	TD	Long
Aug. 31	Tulsa	0	0	0	0
Sept. 8	at South Alabama	0	0	0	0
Sept. 16	at Pittsburgh	0	0	0	0
Sept. 23	TCU				
Sept. 30	at Texas Tech				
Oct. 14	Baylor				
Oct. 21	at Texas				
Oct. 28	at West Virginia				
Nov. 4	Oklahoma				
Nov. 11	at Iowa State				
Nov. 18	Kansas State				
Nov. 25	Kansas				

Brown's Career Rushing Stats

Year	G	Att.	Gain	Loss	Net	Avg.	TD	Long	Avg./G
2017	3	19	145	7	138	7.3	1	73	46.0
Career	3	19	145	7	138	7.3	1	73	46.0

Browns's Career Receiving Stats

Year	G	Rec.	Yds.	Avg.	TD	Long	Avg./G
2017	3	0	0	0	0	0	0
Career	3	0	0	0	0	0	0



SELECT PLAYERS GAME-BY-GAME STATS

5 JUSTICE HILL

RUNNING BACK | 5-10 | 185 | SOPHOMORE
TULSA, OKLA./BOOKER T. WASHINGTON

Career Highs

Rushes	25 vs. TCU 9/23/17
Rushing Yards	162 at Kansas, 10/22/16
Long Rush	38 at Baylor, 9/24/16

2017 Season Highs

Rushes	25 vs. TCU 9/23/17
Rushing Yards	132 vs. Tulsa, 8/31/17
Long Rush	32 vs. Tulsa, 8/31/17

Hill's 2016 Game-by-Game Rushing Stats

Date	Opponent	No.	Gain	Loss	Net	TD	Long	Avg.
Sept. 3	SE Louisiana	7	33	3	30	0	8	4.3
Sept. 10	Central Michigan	5	31	0	31	0	17	6.2
Sept. 17	Pittsburgh	12	38	10	28	0	18	2.3
Sept. 24	at Baylor	20	128	6	122	1	38	6.1
Oct. 1	Texas	25	143	8	135	1	30	5.4
Oct. 8	Iowa State	18	63	6	57	1	11	3.2
Oct. 22	at Kansas	22	162	0	162	1	32	7.4
Oct. 29	West Virginia	19	56	2	54	0	8	2.8
Nov. 5	at Kansas State	9	44	0	44	0	9	4.9
Nov. 12	Texas Tech	18	127	1	126	1	31	7.0
Nov. 19	at TCU	16	155	1	154	0	32	9.6
Dec. 3	at Oklahoma	16	100	1	99	0	32	6.2
Dec. 29	vs. Colorado	19	107	7	100	1	37	5.3

Hill's 2017 Game-by-Game Rushing Stats

Date	Opponent	No.	Gain	Loss	Net	TD	Long	Avg.
Aug. 31	Tulsa	15	140	8	132	1	32	8.8
Sept. 8	at South Alabama	11	27	0	27	0	7	2.5
Sept. 16	at Pittsburgh	11	91	0	91	2	20	8.3
Sept. 23	TCU	25	109	7	102	1	17	4.1
Sept. 30	at Texas Tech							
Oct. 14	Baylor							
Oct. 21	at Texas							
Oct. 28	at West Virginia							
Nov. 4	Oklahoma							
Nov. 11	at Iowa State							
Nov. 18	Kansas State							
Nov. 25	Kansas							

Hill's 2016 Game-by-Game Receiving Stats

Date	Opponent	No.	Yds.	TD	Long
Sept. 3	SE Louisiana	1	6	0	6
Sept. 10	Central Michigan	0	0	0	0
Sept. 17	Pittsburgh	0	0	0	0
Sept. 24	at Baylor	0	0	0	0
Oct. 1	Texas	0	0	0	0
Oct. 8	Iowa State	2	16	0	11
Oct. 22	at Kansas	1	22	0	22
Oct. 29	West Virginia	0	0	0	0
Nov. 5	at Kansas State	0	0	0	0
Nov. 12	Texas Tech	0	0	0	0
Nov. 19	at TCU	1	2	0	2
Dec. 3	at Oklahoma	0	0	0	0
Dec. 29	vs. Colorado	0	0	0	0

Hill's 2017 Game-by-Game Receiving Stats

Date	Opponent	No.	Yds.	TD	Long
Aug. 31	Tulsa	3	10	0	8
Sept. 8	at South Alabama	4	46	0	14
Sept. 16	at Pittsburgh	2	2	0	3
Sept. 23	TCU	3	27	0	13
Sept. 30	at Texas Tech				
Oct. 14	Baylor				
Oct. 21	at Texas				
Oct. 28	at West Virginia				
Nov. 4	Oklahoma				
Nov. 11	at Iowa State				
Nov. 18	Kansas State				
Nov. 25	Kansas				

Hill's Career Rushing Stats

Year	G	Att.	Gain	Loss	Net	Avg.	TD	Long	Avg./G
2016	13	206	1187	45	1142	5.5	6	38	87.8
2017	4	62	367	15	352	5.7	4	32	88.0
Career	17	268	1554	60	1494	5.6	10	38	87.9

Hill's Career Receiving Stats

Year	G	Rec.	Yds.	Avg.	TD	Long	Avg./G
2016	13	5	46	9.2	0	22	3.5
2017	4	12	85	7.1	0	14	21.2
Career	17	17	131	7.7	0	22	7.7

30 CHUBA HUBBARD

RUNNING BACK | 6-1 | 190 | FRESHMAN
SHERWOOD PARK, ALBERTA, CANADA/BEV FACEY

Career Highs

Rushes	N/A
Rushing Yards	N/A
Long Rush	N/A

2017 Season Highs

Rushes	N/A
Rushing Yards	N/A
Long Rush	N/A

Hubbard's 2017 Game-by-Game Rushing Stats

Date	Opponent	No.	Gain	Loss	Net	TD	Long	Avg.
Aug. 31	Tulsa				DNP			
Sept. 8	at South Alabama				DNP			
Sept. 16	at Pittsburgh				DNP			
Sept. 23	TCU				DNP			
Sept. 30	at Texas Tech							
Oct. 14	Baylor							
Oct. 21	at Texas							
Oct. 28	at West Virginia							
Nov. 4	Oklahoma							
Nov. 11	at Iowa State							
Nov. 18	Kansas State							
Nov. 25	Kansas							

Hubbard's 2017 Game-by-Game Receiving Stats

Date	Opponent	No.	Yds.	TD	Long
Aug. 31	Tulsa				DNP
Sept. 8	at South Alabama				DNP
Sept. 16	at Pittsburgh				DNP
Sept. 23	TCU				DNP
Sept. 30	at Texas Tech				
Oct. 14	Baylor				
Oct. 21	at Texas				
Oct. 28	at West Virginia				
Nov. 4	Oklahoma				
Nov. 11	at Iowa State				
Nov. 18	Kansas State				
Nov. 25	Kansas				

Hubbard's Career Rushing Stats

Year	G	Att.	Gain	Loss	Net	Avg.	TD	Long	Avg./G
2017	-	-	-	-	-	-	-	-	-
Career	-	-	-	-	-	-	-	-	-

Hubbard's Career Receiving Stats

Year	G	Rec.	Yds.	Avg.	TD	Long	Avg./G
2017	-	-	-	-	-	-	-
Career	-	-	-	-	-	-	-

13 TYRON JOHNSON

RECEIVER | 6-1 | 185 | R-SOPHOMORE
NEW ORLEANS, LA/WARREN EASTON/LSU

Career Highs

Receptions	5 at Ole Miss, 2015
Receiving Yards	83 at Ole Miss, 2015
Long Reception	61 vs. Western Kentucky, 2015

2017 Season Highs

Receptions	4 at South Alabama, 9/8/17
Receiving Yards	44 vs. Tulsa, 8/31/17
Long Reception	44 vs. Tulsa, 8/31/17

Johnson's 2015 Game-by-Game Receiving Stats (at LSU)

Date	Opponent	No.	Yds.	TD	Long
Sept. 5	McNeese State		DNP		
Sept. 12	at Mississippi State		DNP		
Sept. 19	Auburn	1	0	0	0
Sept. 26	Syracuse	0	0	0	0
Oct. 3	Eastern Michigan	0	0	0	0
Oct. 10	South Carolina	2	6	0	6
Oct. 17	Florida	0	0	0	0
Oct. 24	Western Kentucky	1	61	1	61
Nov. 7	at Alabama	0	0	0	0
Nov. 14	Arkansas		DNP		
Nov. 21	at Ole Miss	5	83	1	39
Nov. 28	Texas A&M	0	0	0	0
Dec. 29	vs. Texas Tech		DNP		

Johnson's 2017 Game-by-Game Receiving Stats

Date	Opponent	No.	Yds.	TD	Long
Aug. 31	Tulsa	1	44	1	44
Sept. 8	at South Alabama	4	43	0	14
Sept. 16	at Pittsburgh		DNP		
Sept. 23	TCU	0	0	0	0
Sept. 30	at Texas Tech				
Oct. 14	Baylor				
Oct. 21	at Texas				
Oct. 28	at West Virginia				
Nov. 4	Oklahoma				
Nov. 11	at Iowa State				
Nov. 18	Kansas State				
Nov. 25	Kansas				

Johnson's Career Receiving Stats

Year	G	Rec.	Yds.	Avg.	TD	Long	Avg./G
2015	9	9	150	16.7	2	61	16.7
2016				Redshirt			
2017	3	5	87	17.4	1	44	29.0
Career	12	14	237	16.9	3	61	19.8

Johnson's Career Special Teams Stats

Year	GP	KR	Yds	Avg	TD	Long	PR	Yds	Avg	TD	Long
2015	9	0	0	0.0	0	0	0	0	0.0	0	0
2016											
2017	3	6	115	19.2	0	29	0	0	0	0	0
Career	12	6	115	19.2	0	29	0	0	0.0	0	0



SELECT PLAYERS GAME-BY-GAME STATS

27 J.D. KING

RUNNING BACK | 5-11 | 205 | FRESHMAN
FITZGERALD, GA./FITZGERLAD

Career Highs

Rushes	16 at Pittsburgh, 9/16/17
Rushing Yards	95 vs. Tulsa, 8/31/17
Long Rush	71 vs. Tulsa, 8/31/17

2017 Season Highs

Rushes	16 at Pittsburgh, 9/16/17
Rushing Yards	95 vs. Tulsa, 8/31/17
Long Rush	71 vs. Tulsa, 8/31/17

King's 2017 Game-by-Game Rushing Stats

Date	Opponent	No.	Gain	Loss	Net	TD	Long	Avg.
Aug. 31	Tulsa	6	95	0	95	1	71	15.8
Sept. 8	at South Alabama	8	64	0	64	0	31	8.0
Sept. 16	at Pittsburgh	16	40	5	35	0	6	2.2
Sept. 23	TCU	1	7	0	7	0	7	7.0
Sept. 30	at Texas Tech							
Oct. 14	Baylor							
Oct. 21	at Texas							
Oct. 28	at West Virginia							
Nov. 4	Oklahoma							
Nov. 11	at Iowa State							
Nov. 18	Kansas State							
Nov. 25	Kansas							

King's 2017 Game-by-Game Receiving Stats

Date	Opponent	No.	Yds.	TD	Long
Aug. 31	Tulsa	0	0	0	0
Sept. 8	at South Alabama	0	0	0	0
Sept. 16	at Pittsburgh	0	0	0	0
Sept. 23	TCU	0	0	0	0
Sept. 30	at Texas Tech				
Oct. 14	Baylor				
Oct. 21	at Texas				
Oct. 28	at West Virginia				
Nov. 4	Oklahoma				
Nov. 11	at Iowa State				
Nov. 18	Kansas State				
Nov. 25	Kansas				

King's Career Rushing Stats

Year	G	Att.	Gain	Loss	Net	Avg.	TD	Long	Avg./G
2017	4	31	206	5	201	6.5	1	71	50.2
Career	4	31	206	5	201	6.5	1	71	50.2

King's Career Receiving Stats

Year	G	Rec.	Yds.	Avg.	TD	Long	Avg./G
2017	4	0	0	0.0	0	0	0.0
Career	4	0	0	0.0	0	0	0.0

15 CHRIS LACY

RECEIVER | 6-3 | 205 | SENIOR
DESOTO, TEXAS/DESOTO

Career Highs

Receptions	4, five times, last at South Alabama 9/8/17
Receiving Yards	109 at TCU, 11/19/16
Long Reception	63 at TCU, 11/19/16
Receiving TD	2, twice, last vs. West Virginia, 10/29/16

2017 Season Highs

Receptions	4 at South Alabama, 9/8/17
Receiving Yards	54 at South Alabama, 9/8/17
Long Reception	16 at South Alabama, 9/8/17

Lacy's 2014 Game-by-Game Receiving Stats

Date	Opponent	No.	Yds.	TD	Long
Aug. 30	vs. Florida State	1	5	0	5
Sept. 6	Missouri State	0	0	0	0
Sept. 13	UTSA	1	19	0	19
Sept. 25	Texas Tech	1	23	0	23
Oct. 4	Iowa State	1	0	0	0
Oct. 11	at Kansas	0	0	0	0
Oct. 18	at TCU	0	0	0	0
Oct. 25	West Virginia	0	0	0	0
Nov. 1	at Kansas State	0	0	0	0
Nov. 15	Texas	0	0	0	0
Nov. 22	at Baylor	0	0	0	0
Dec. 6	at Oklahoma		DNP		
Jan. 2	vs. Washington	0	0	0	0

Lacy's 2015 Game-by-Game Receiving Stats

Date	Opponent	No.	Yds.	TD	Long
Sept. 3	at Central Michigan	1	7	0	7
Sept. 12	Central Arkansas	0	0	0	0
Sept. 19	UTSA	0	0	0	0
Sept. 26	at Texas	0	0	0	0
Oct. 3	Kansas State	1	15	0	15
Oct. 10	at West Virginia	0	0	0	0
Oct. 24	Kansas	4	76	2	38
Oct. 31	at Texas Tech	2	22	0	11
Nov. 7	TCU	0	0	0	0
Nov. 14	at Iowa State	0	0	0	0
Nov. 21	Baylor	0	0	0	0
Nov. 28	Oklahoma	0	0	0	0
Jan. 1	vs. Ole Miss	0	0	0	0

Lacy's 2016 Game-by-Game Receiving Stats

Date	Opponent	No.	Yds.	TD	Long
Sept. 3	SE Louisiana		DNP		
Sept. 10	Central Michigan	2	10	0	7
Sept. 17	Pittsburgh	4	64	0	28
Sept. 24	at Baylor	3	32	0	15
Oct. 1	Texas	3	52	0	28
Oct. 8	Iowa State	2	27	0	14
Oct. 22	at Kansas	1	11	0	11
Oct. 29	West Virginia	3	31	2	19
Nov. 5	at Kansas State	3	33	0	17
Nov. 12	Texas Tech	4	100	0	33
Nov. 19	at TCU	4	109	1	63
Dec. 3	at Oklahoma	1	9	0	9
Dec. 29	vs. Colorado	1	11	0	11

Lacy's 2017 Game-by-Game Receiving Stats

Date	Opponent	No.	Yds.	TD	Long
Aug. 31	Tulsa	1	13	0	1
Sept. 8	at South Alabama	4	54	0	16
Sept. 16	at Pittsburgh	0	0	0	0
Sept. 23	TCU		DNP		
Sept. 30	at Texas Tech				
Oct. 14	Baylor				
Oct. 21	at Texas				
Oct. 28	at West Virginia				
Nov. 4	Oklahoma				
Nov. 11	at Iowa State				
Nov. 18	Kansas State				
Nov. 25	Kansas				

Lacy's Career Receiving Stats

Year	G	Rec.	Yds.	Avg.	TD	Long	Avg./G
2014	12	4	47	11.8	0	23	3.9
2015	13	8	120	15.0	2	38	9.2
2016	12	31	489	15.8	3	63	40.8
2017	3	5	67	13.4	0	16	22.3
Career	40	48	723	15.1	5	63	18.1

1 JALEN MCCLESKEY

RECEIVER | 5-10 | 170 | JUNIOR
COVINGTON, LA./COVINGTON

Career Highs

Receptions	11, twice, last vs. West Virginia, 10/29/16
Receiving Yards	162 at Pittsburgh, 9/16/17
Long Reception	56 vs. Central Arkansas, 9/12/15
Long Punt Return	67 (TD) at Texas Tech, 10/31/15

2017 Season Highs

Receptions	7 at Pittsburgh, 9/16/17
Receiving Yards	162 at Pittsburgh, 9/16/17
Long Reception	48 at Pittsburgh, 9/16/17

McCleskey's 2015 Game-by-Game Receiving Stats

Date	Opponent	No.	Yds.	TD	Long
Sept. 3	at Central Michigan	1	-1	0	0
Sept. 12	Central Arkansas	1	56	0	56
Sept. 19	UTSA	3	58	0	19
Sept. 26	at Texas	0	0	0	0
Oct. 3	Kansas State	3	12	1	4
Oct. 10	at West Virginia	1	6	0	6
Oct. 24	Kansas	1	20	0	20
Oct. 31	at Texas Tech	5	9	0	4
Nov. 7	TCU	4	30	0	18
Nov. 14	at Iowa State	1	22	0	22
Nov. 21	Baylor	3	16	2	9
Nov. 28	Oklahoma	3	1	0	3
Jan. 1	vs. Ole Miss	3	24	0	20

McCleskey's 2016 Game-by-Game Receiving Stats

Date	Opponent	No.	Yds.	TD	Long
Sept. 3	SE Louisiana	4	27	0	11
Sept. 10	Central Michigan	11	103	1	28
Sept. 17	Pittsburgh	3	17	0	12
Sept. 24	at Baylor	5	77	0	21
Oct. 1	Texas	4	109	2	52
Oct. 8	Iowa State	5	74	1	36
Oct. 22	at Kansas	6	129	0	47
Oct. 29	West Virginia	11	66	1	19
Nov. 5	at Kansas State	8	68	1	19
Nov. 12	Texas Tech	5	50	1	26
Nov. 19	at TCU	5	26	0	9
Dec. 3	at Oklahoma	2	16	0	12
Dec. 29	vs. Colorado	4	50	0	18



SELECT PLAYERS GAME-BY-GAME STATS

McCleskey's 2017 Game-by-Game Receiving Stats

Date	Opponent	No.	Yds.	TD	Long
Aug. 31	Tulsa	1	-2	0	-2
Sept. 8	at South Alabama	4	19	9	13
Sept. 16	at Pittsburgh	7	162	3	48
Sept. 23	TCU	4	79	0	34
Sept. 30	at Texas Tech				
Oct. 14	Baylor				
Oct. 21	at Texas				
Oct. 28	at West Virginia				
Nov. 4	Oklahoma				
Nov. 11	at Iowa State				
Nov. 18	Kansas State				
Nov. 25	Kansas				

McCleskey's Career Receiving Stats

Year	G	Rec.	Yds.	Avg.	TD	Long	Avg./G
2015	13	29	253	8.7	3	56	19.5
2016	13	73	812	11.1	7	52	62.5
2017	4	15	258	16.1	3	48	64.5
Career	30	118	1323	11.2	13	56	44.1

McCleskey's Career Special Teams Stats

Year	GP	KR	Yds	Avg	TD	Long	PR	Yds	Avg	TD	Long
2015	13	1	20	20.0	0	20	22	111	5.0	1	67
2016	13	0	0	0.0	0	0	7	64	9.1	0	18
2017	4	0	0	0	0	0	4	16	4.0	0	13
Career	30	1	20	20.0	0	20	33	191	5.8	1	67

2 MASON RUDOLPH

QUARTERBACK | 6-5 | 230 | SENIOR
ROCK HILL, SC/NORTHWESTERN

Career Highs

Completions	34 vs. Kansas State, 10/3/15
Attempts	55 vs. Kansas State, 10/3/15
Yards	540 vs. Pittsburgh, 9/17/16
Passing TD	5, twice, last at Kansas State, 11/5/16
Long Pass	91 vs. Pittsburgh, 9/17/16

2017 Season Highs

Completions	25 at South Alabama, 9/8/17
Attempts	41 vs. TCU, 9/23/17
Yards	497 at Pittsburgh, 9/16/17
Passing TD	5 at Pittsburgh, 9/16/17
Long Pass	86 vs. TCU, 9/23/17

Rudolph's 2014 Game-by-Game Passing Stats

Date	Opponent	Cmp.	Att.	Int.	Yds.	TD	Long	Sack
Aug. 30	vs. Florida State			DNP				
Sept. 6	Missouri State			DNP				
Sept. 13	UTSA			DNP				
Sept. 25	Texas Tech			DNP				
Oct. 4	Iowa State			DNP				
Oct. 11	at Kansas			DNP				
Oct. 18	at TCU			DNP				
Oct. 25	West Virginia			DNP				
Nov. 1	at Kansas State			DNP				
Nov. 15	Texas			DNP				
Nov. 22	at Baylor	13	25	2	281	2	68	3
Dec. 6	at Oklahoma	19	35	1	273	2	43	2
Jan. 2	vs. Washington	17	26	1	299	2	48	3

Rudolph's 2015 Game-by-Game Passing Stats

Date	Opponent	Cmp.	Att.	Int.	Yds.	TD	Long	Sack
Sept. 3	at Central Michigan	22	32	0	266	1	49	2
Sept. 12	Central Arkansas	23	35	1	401	2	67	1
Sept. 19	UTSA	17	23	0	280	2	46	2
Sept. 26	at Texas	22	34	2	290	1	31	3
Oct. 3	Kansas State	34	55	1	437	3	47	2
Oct. 10	at West Virginia	20	40	3	218	0	31	2
Oct. 24	Kansas	20	26	0	305	1	43	3
Oct. 31	at Texas Tech	21	35	1	285	2	31	2
Nov. 7	TCU	16	24	0	352	5	82	1
Nov. 14	at Iowa State	24	36	0	327	1	32	3
Nov. 21	Baylor	27	50	0	430	3	48	6
Nov. 28	Oklahoma	0	3	1	0	0	0	0
Jan. 1	vs. Ole Miss	18	31	0	179	0	27	3

Rudolph's 2016 Game-by-Game Passing Stats

Date	Opponent	Cmp.	Att.	Int.	Yds.	TD	Long	Sack
Sept. 3	SE Louisiana	18	26	0	188	2	24	2
Sept. 10	Central Michigan	27	43	1	286	2	32	4
Sept. 17	Pittsburgh	26	46	0	540	2	91	3
Sept. 24	at Baylor	27	45	1	279	0	32	4
Oct. 1	Texas	19	28	0	392	3	54	3
Oct. 8	Iowa State	26	44	0	351	4	42	1
Oct. 22	at Kansas	16	24	0	220	1	47	5
Oct. 29	West Virginia	26	36	0	273	3	33	1
Nov. 5	at Kansas State	29	38	2	457	5	82	1
Nov. 12	Texas Tech	20	28	0	395	2	82	2
Nov. 19	at TCU	17	34	0	207	1	63	2
Dec. 3	at Oklahoma	11	25	0	186	0	54	2
Dec. 29	vs. Colorado	22	32	0	314	3	46	1

Rudolph's 2017 Game-by-Game Passing Stats

Date	Opponent	Cmp.	Att.	Int.	Yds.	TD	Long	Sack
Aug. 31	Tulsa	20	24	0	303	3	77	1
Sept. 8	at South Alabama	25	38	0	335	3	66	1
Sept. 16	at Pittsburgh	23	32	1	497	5	69	1
Sept. 23	TCU	22	41	2	398	2	86	3
Sept. 30	at Texas Tech							
Oct. 14	Baylor							
Oct. 21	at Texas							
Oct. 28	at West Virginia							
Nov. 4	Oklahoma							
Nov. 11	at Iowa State							
Nov. 18	Kansas State							
Nov. 25	Kansas							

Rudolph's Career Passing Stats

Year	G	Effic	Cmp-Att-Int	Pct	Yds	TD	Lng	Avg/G
2014	3	154.01	49-86-4	57.0	853	6	68	284.3
2015	13	149.05	264-424-9	62.3	3770	21	82	290.0
2016	13	158.94	284-448-4	63.4	4091	28	91	314.7
2017	4	189.39	90-135-3	66.7	1533	13	86	383.2
Career	33	158.48	687-1093-20	62.9	10247	68	91	310.5

29 ZACH SINOR

PUNTER | 5-10 | 223 | R-JUNIOR
CASTROVILLE, TEXAS/MEDINA VALLEY

Career Highs

Most Punts	10 vs. Baylor, 2015
Most Punts Downed Inside 20	6 vs. TCU, 2015
Longest Punt	65, twice, last vs. Pittsburgh, 9/17/16

2017 Season Highs

Most Punts	2, twice, last at South Alabama, 9/8/17
Most Punts Downed Inside 20	1 vs. Tulsa, 8/31/17
Longest Punt	45, twice, last at Pittsburgh, 9/16/17

Sinor's 2015 Game-by-Game Punting Stats

Date	Opponent	No.	Yds	Avg.	Long	In20	TB
Sept. 3	at Central Michigan	5	234	46.8	65	2	0
Sept. 12	Central Arkansas	5	217	43.4	50	3	0
Sept. 19	UTSA	5	174	34.8	40	1	0
Sept. 26	at Texas	5	194	38.8	44	2	1
Oct. 3	Kansas State	4	150	37.5	40	2	0
Oct. 10	at West Virginia	8	359	44.9	52	3	1
Oct. 24	Kansas	4	142	35.5	42	2	0
Oct. 31	at Texas Tech	5	201	40.2	43	2	1
Nov. 7	TCU	9	379	42.1	53	6	0
Nov. 14	at Iowa State	3	113	37.7	45	1	0
Nov. 21	Baylor	10	390	39.0	46	4	0
Nov. 28	Oklahoma	5	190	38.0	45	0	0
Jan. 1	vs Ole Miss	7	267	38.1	55	3	0

Sinor's 2016 Game-by-Game Punting Stats

Date	Opponent	No.	Yds	Avg.	Long	In20	TB
Sept. 3	SE Louisiana	3	128	42.7	48	2	0
Sept. 10	Central Michigan	5	190	38.0	46	5	0
Sept. 17	Pittsburgh	6	286	47.7	65	4	0
Sept. 24	at Baylor	2	94	47.0	56	1	0
Oct. 1	Texas	6	276	46.0	53	2	0
Oct. 8	Iowa State	9	364	40.4	57	5	1
Oct. 22	at Kansas	4	168	42.0	53	1	0
Oct. 29	West Virginia	4	179	44.8	59	3	0
Nov. 5	at Kansas State	1	34	34.0	34	1	0
Nov. 12	Texas Tech	3	130	43.3	53	2	0
Nov. 19	at TCU	3	115	38.3	52	3	0
Dec. 3	at Oklahoma	6	240	40.0	58	3	0
Dec. 29	vs. Colorado	4	191	47.8	54	3	0

Sinor's 2017 Game-by-Game Punting Stats

Date	Opponent	No.	Yds	Avg.	Long	In20	TB
Aug. 31	Tulsa	1	37	37.0	37	1	0
Sept. 8	at South Alabama	2	74	37.0	45	0	0
Sept. 16	at Pittsburgh	1	45	45.0	45	0	0
Sept. 23	TCU	3	145	48.3	57	0	1
Sept. 30	at Texas Tech						
Oct. 14	Baylor						
Oct. 21	at Texas						
Oct. 28	at West Virginia						
Nov. 4	Oklahoma						
Nov. 11	at Iowa State						
Nov. 18	Kansas State						
Nov. 25	Kansas						

Sinor's Career Stats

Year	GP	No.	Yards	Avg.	Long	TB	FC	i20	50+	BK
2015	13	75	3010	40.1	65	3	32	31	8	0
2016	13	56	2395	42.8	65	1	21	35	16	2
2017	4	7	301	43.0	57	1	5	1	0	0
Career	30	138	5706	41.3	65	5	58	67	24	2



SELECT PLAYERS GAME-BY-GAME STATS

17 DILLON STONER

RECEIVER | 6-0 | 198 | R-FRESHMAN
TULSA, OKLA./JENKS

Career Highs

Receptions	5 at Pittsburgh, 9/16/17
Receiving Yards	100 at Pittsburgh, 9/16/17
Long Reception	54 at Pittsburgh, 9/16/17

2017 Season Highs

Receptions	5 at Pittsburgh, 9/16/17
Receiving Yards	100 at Pittsburgh, 9/16/17
Long Reception	54 at Pittsburgh, 9/16/17

Stoner's 2016 Game-by-Game Receiving Stats

Date	Opponent	No.	Yds.	TD	Long
Sept. 3	SE Louisiana	2	27	0	17
Sept. 10	Central Michigan	0	0	0	0
Sept. 17	Pittsburgh	0	0	0	0
Sept. 24	at Baylor	3	0	0	4
Oct. 1	Texas		DNP		
Oct. 8	Iowa State		DNP		
Oct. 22	at Kansas		DNP		
Oct. 29	West Virginia		DNP		
Nov. 5	at Kansas State		DNP		
Nov. 12	Texas Tech		DNP		
Nov. 19	at TCU		DNP		
Dec. 3	at Oklahoma		DNP		

Stoner's 2017 Game-by-Game Receiving Stats

Date	Opponent	No.	Yds.	TD	Long
Aug. 31	Tulsa	4	18	0	7
Sept. 8	at South Alabama	2	24	0	13
Sept. 16	at Pittsburgh	5	100	1	54
Sept. 23	TCU	3	39	1	14
Sept. 30	at Texas Tech				
Oct. 14	Baylor				
Oct. 21	at Texas				
Oct. 28	at West Virginia				
Nov. 4	Oklahoma				
Nov. 11	at Iowa State				
Nov. 18	Kansas State				
Nov. 25	Kansas				

Stoner's Career Receiving Stats

Year	G	Rec.	Yds.	Avg.	TD	Long	Avg./G
2016(RS)	4	5	27	5.4	0	17	6.8
2017	4	14	181	12.9	2	54	45.2
Career	8	19	208	10.9	2	54	26.0

28 JAMES WASHINGTON

RECEIVER | 6-0 | 205 | SENIOR
STAMFORD, TEXAS/STAMFORD

Career Highs

Receptions	9, twice, last vs. Colorado, 12/29/16
Receiving Yards	296 vs. Pittsburgh, 9/17/16
Long Reception	91 vs. Pittsburgh, 9/17/16

2017 Season Highs

Receptions	6, twice, last vs. TCU, 9/23/17
Receiving Yards	153 vs. TCU 9/23/17
Long Reception	86 vs. TCU, 9/23/17

Washington's 2014 Game-by-Game Receiving Stats

Date	Opponent	No.	Yds.	TD	Long
Aug. 30	vs. Florida State	1	5	0	5
Sept. 6	Missouri State	0	0	0	0
Sept. 13	UTSA	1	33	1	33
Sept. 25	Texas Tech	3	87	2	39
Oct. 4	Iowa State	2	3	0	3
Oct. 11	at Kansas	2	17	0	9
Oct. 18	at TCU	0	0	0	0
Oct. 25	West Virginia	5	87	0	38
Nov. 1	at Kansas State	3	33	0	17
Nov. 15	Texas	3	19	1	8
Nov. 22	at Baylor	4	114	1	68
Dec. 6	at Oklahoma	2	25	0	21
Jan. 2	vs. Washington	2	33	1	28

Washington's 2015 Game-by-Game Receiving Stats

Date	Opponent	No.	Yds.	TD	Long
Sept. 3	at Central Michigan	2	19	0	16
Sept. 12	Central Arkansas	3	59	0	40
Sept. 19	UTSA	3	35	0	20
Sept. 26	at Texas	4	42	0	15
Oct. 3	Kansas State	7	100	1	32
Oct. 10	at West Virginia	2	30	0	22
Oct. 24	Kansas	6	103	1	43
Oct. 31	at Texas Tech	4	200	2	73
Nov. 7	TCU	5	184	3	74
Nov. 14	at Iowa State	4	48	0	19
Nov. 21	Baylor	5	88	2	39
Nov. 28	Oklahoma	7	169	1	72
Jan. 1	vs. Ole Miss	1	10	0	9

Washington's 2016 Game-by-Game Receiving Stats

Date	Opponent	No.	Yds.	TD	Long
Sept. 3	SE Louisiana	5	34	0	12
Sept. 10	Central Michigan	5	69	1	32
Sept. 17	Pittsburgh	9	296	2	91
Sept. 24	at Baylor	6	89	0	32
Oct. 1	Texas	3	91	1	54
Oct. 8	Iowa State	8	152	2	42
Oct. 22	at Kansas	1	9	0	9
Oct. 29	West Virginia	6	117	0	33
Nov. 5	at Kansas State	7	117	2	82
Nov. 12	Texas Tech	6	158	1	82
Nov. 19	at TCU	4	27	0	11
Dec. 3	at Oklahoma	2	50	0	44
Dec. 29	vs. Colorado	9	171	1	46

Washington's 2017 Game-by-Game Receiving Stats

Date	Opponent	No.	Yds.	TD	Long
Aug. 31	Tulsa	6	145	2	77
Sept. 8	at South Alabama	2	98	1	66
Sept. 16	at Pittsburgh	5	124	0	39
Sept. 23	TCU	6	153	1	86
Sept. 30	at Texas Tech				
Oct. 14	Baylor				
Oct. 21	at Texas				
Oct. 28	at West Virginia				
Nov. 4	Oklahoma				
Nov. 11	at Iowa State				
Nov. 18	Kansas State				
Nov. 25	Kansas				

Washington's Career Receiving Stats

Year	G	Rec.	Yds.	Avg.	TD	Long	Avg./G
2014	13	28	456	16.3	6	68	35.1
2015	13	53	1087	20.5	10	74	83.6
2016	13	71	1380	19.4	10	91	106.2
2017	4	19	520	27.4	4	86	130.0
Career	43	171	3443	20.1	30	91	80.1

22 JA'RON WILSON

RUNNING BACK | 5-10 | 225 | R-FRESHMAN
EULESS, TEXAS/TRINITY

Career Highs

Rushes	5 vs. Tulsa, 8/31/17
Rushing Yards	8 vs. Tulsa, 8/31/17
Long Rush	5 vs. Tulsa, 8/31/17

2017 Season Highs

Rushes	5 vs. Tulsa, 8/31/17
Rushing Yards	8 vs. Tulsa, 8/31/17
Long Rush	5 vs. Tulsa, 8/31/17

Wilson's 2017 Game-by-Game Rushing Stats

Date	Opponent	No.	Gain	Loss	Net	TD	Long	Avg.
Aug. 31	Tulsa	5	10	2	8	0	5	1.6
Sept. 8	at South Alabama				DNP			
Sept. 16	at Pittsburgh				DNP			
Sept. 23	TCU				DNP			
Sept. 30	at Texas Tech							
Oct. 14	Baylor							
Oct. 21	at Texas							
Oct. 28	at West Virginia							
Nov. 4	Oklahoma							
Nov. 11	at Iowa State							
Nov. 18	Kansas State							
Nov. 25	Kansas							

Wilson's 2017 Game-by-Game Receiving Stats

Date	Opponent	No.	Yds.	TD	Long
Aug. 31	Tulsa	0	0	0	0
Sept. 8	at South Alabama				DNP
Sept. 16	at Pittsburgh				DNP
Sept. 23	TCU				DNP
Sept. 30	at Texas Tech				
Oct. 14	Baylor				
Oct. 21	at Texas				
Oct. 28	at West Virginia				
Nov. 4	Oklahoma				
Nov. 11	at Iowa State				
Nov. 18	Kansas State				
Nov. 25	Kansas				

Wilson's Career Rushing Stats

Year	G	Att.	Gain	Loss	Net	Avg.	TD	Long	Avg./G
2017	1	5	10	2	8	1.6	0	5	8.0
Career	1	5	10	2	8	1.6	0	5	8.0

Wilson's Career Receiving Stats

Year	G	Rec.	Yds.	Avg.	TD	Long	Avg./G
2017	0	0	0	0.0	0	0	0.0
Career	0	0	0	0.0	0	0	0.0



CAREER HIGHS FOR OTHERS (SORTED BY LAST NAME)

Offense

14 TAYLOR CORNELIUS - QB

Completions	6 vs. Southeastern Louisiana, 2016
Attempts	8 vs. Southeastern Louisiana, 2016
Yards	75 at Pittsburgh, 2017
Passing TD	No career passing TD
Long Pass	39 at Pittsburgh, 2017

11 KEONDRE WUDTEE - QB

Completions	1 at South Alabama, 2017
Attempts	3 at South Alabama, 2017
Yards	7 at South Alabama, 2017
Passing TD	No career passing TD
Long Pass	7 at South Alabama, 2017
Rushes	3 at South Alabama, 2017
Rushing Yards	29 at South Alabama, 2017

Defense

9 GYASI AKEM - LB

Tackles	6, twice, last vs. TCU, 2017
Sacks	0.5 vs. TCU, 2017
TFL	1.0, twice, last vs. Pittsburgh, 2016

48 DAWSON BASSETT - LB

Tackles	1, twice, last vs. UTSA, 2015
Sacks	No career sacks
Tackles for Loss	No career tackles for loss
Fumble Recoveries	1 vs. UTSA, 2015

94 JORDAN BRAILFORD - DE

Tackles	5 at Texas Tech, 2015
Sacks	1.0 three times, last at Pittsburgh, 2017
TFL	1.5 twice, last at South Alabama, 2017

1 CALVIN BUNDAGE - LB

Tackles	4 at TCU, 2016
TFL	1.0 at TCU, 2016
Sacks	0.5 vs. TCU, 2017

99 TREY CARTER - DT

Tackles	3 at South Alabama, 2017
TFL	1.5 vs. Colorado, 2016
Sacks	1.0 vs. Colorado, 2016

2 DARIUS CURRY - CB

Tackles	4, at Central Michigan, 2015
TFL	1.0 vs. Kansas, 2015
Sacks	No career sacks

79 DARRION DANIELS - DT

Tackles	8 vs. TCU, 2017
TFL	1.0, five times, last vs. TCU, 2017
Sacks	0.5, at Central Michigan, 2015

3 KENNETH EDISON-MCGRUDER - LB

Tackles	7 vs. UTSA, 2015
TFL	0.5 vs. Texas Tech, 2016
Sacks	1.0 vs. Tulsa, 2017
Pass Break Ups	1 vs. Tulsa, 2017

31 TRE FLOWERS - S

Tackles	13, at West Virginia, 2015
TFL	1.0, seven times, last at Oklahoma, 2016
Pass Break Ups	2, twice, last vs. Iowa State, 2016
Interceptions	1, four times, last vs. TCU, 2017

4 A.J. GREEN - CB

Tackles	6 vs. TCU, 2017
TFL	1.5 vs. TCU, 2017
Pass Break Ups	No career pass break ups
Interceptions	No career interceptions

33 KEVIN HENRY - LB

Tackles	6 vs. Tulsa, 2017
TFL	1.0 vs. Tulsa, 2017
Sacks	No career sacks

70 BEN HUGHES - DT

Tackles	1 vs. Kansas, 2015
TFL	No career tackles for loss

95 VILI LEVENI - DE

Tackles	4, twice, last at Baylor, 2016
Tackles For Loss	2.0 vs. Pittsburgh, 2016
Sacks	1.0, twice, last vs. TCU, 2017

5 JEREL MORROW - S

Tackles	4, three times, last vs. Texas, 2016
TFL	1.0, twice, last vs. Tulsa, 2017
Pass Break Ups	1, five times, last vs. West Virginia, 2016

91 DEQUINTON OSBORNE - DT

Tackles	6 vs. TCU, 2017
Tackles For Loss	2.5 vs. Iowa State, 2016
Sacks	2.5 vs. Iowa State, 2016

93 JARRELL OWENS - DE

Tackles	5 at Oklahoma, 2016
TFL	2.0 at South Alabama, 2017
Sacks	1.0, 5 times, last vs. Central Michigan, 2016

19 JUSTIN PHILLIPS - LB

Tackles	14 vs. Texas Tech, 2016
Sacks	1.0, three times, last vs. TCU, 2017
TFL	1.0, twice, last vs. Texas Tech, 2016

7 RAMON RICHARDS - S

Tackles	8 vs. Central Michigan, 2016
Pass Break Ups	2, three times, last at S. Alabama, 2017
Interceptions	1, 8 times, last vs. West Virginia, 2016

56 ENOCH SMITH, JR. - LB

Tackles	4 vs. Tulsa, 2017
Sacks	1.0 at South Alabama, 2017
TFL	1.0, twice, last at South Alabama, 2017

12 KIRK TUCKER - LB

Tackles	5, twice, last at South Alabama, 2017
Sacks	1.0 at South Alabama, 2017
TFL	1.0, twice, last at South Alabama, 2017
Forced Fumbles	1 vs. UTSA, 2015

45 CHAD WHITENER - LB

Tackles	19 vs. Baylor, 2015
Tackles for Loss	3.0 vs. Kansas State, 2015
Sacks	2.0 vs. Kansas State, 2015
Interceptions	2 vs. TCU, 2015

8 RODARIUS WILLIAMS - CB

Tackles	7 vs. TCU, 2017
Pass Break Ups	1 vs. TCU, 2017
Interceptions	No career interceptions

82 COLE WALTERSCHEID

Tackles	7 at Oklahoma, 2016
TFL	4.0 vs. Pittsburgh, 2016
Forced Fumbles	2.0 vs. Pittsburgh, 2016



STARTING LINEUPS/PLAYER CAREER STARTS

GAME-BY-GAME STARTING LINEUPS

STARTING LINEUPS - OFFENSE

		LT	LG	C	RG	RT	WR	WR	WR/CW	WR/CW	RB	QB
8/31	Tulsa	Cochran	Keyes	Lundblade	L. Williams	Crabtree	Washington	McCleskey	Lacy	Abbott	Hill	Rudolph
9/8	at South Alabama	Cochran	Keyes	Lundblade	L. Williams	Crabtree	Washington	McCleskey	Lacy	Abbott	Hill	Rudolph
9/16	at Pittsburgh	Cochran	Keyes	Lundblade	L. Williams	Crabtree	Washington	Lacy	Finefeuiaki	Abbott	Hill	Rudolph
9/23	TCU	Cochran	Keyes	Lundblade	Wilson	Jenkins	Washington	McCleskey	Ateman	Abbott	Hill	Rudolph
9/30	at Texas Tech											
10/14	Baylor											
10/21	at Texas											
10/28	at West Virginia											
11/4	Oklahoma											
11/11	at Iowa State											
11/18	Kansas State											
11/25	Kansas											

STARTING LINEUPS - DEFENSE

		DE	DT	DT/S/LB	DE	SLB	MLB	WLB	CB	SS	FS	CB
8/31	Tulsa	Leveni	Osborne	Daniels	Walterscheid	Edison-McGruder	Whitener	Phillips	R. Williams	R. Richards	Flowers	A. Green
9/8	at South Alabama	Leveni	Osborne	Mwaniki	Daniels	Bundage	Whitener	Phillips	R. Williams	R. Richards	Flowers	A. Green
9/16	at Pittsburgh	Leveni	Osborne	Daniels	Walterscheid	Tucker	Whitener	Phillips	R. Williams	R. Richards	Flowers	A. Green
9/23	TCU	Leveni	Osborne	Edison-McGruder	Daniels	Bundage	Whitener	Phillips	R. Williams	R. Richards	Flowers	A. Green
9/30	at Texas Tech											
10/14	Baylor											
10/21	at Texas											
10/28	at West Virginia											
11/4	Oklahoma											
11/11	at Iowa State											
11/18	Kansas State											
11/25	Kansas											

CAREER CONSECUTIVE AND TOTAL STARTS

Player, Pos.	Yr.	Consecutive	Total	-----Starts by Year-----				Player, Pos.	Yr.	Consecutive	Total	-----Starts by Year-----			
		Starts	Starts	2017	2016	2015	2014			Starts	Starts	2017	2016	2015	2014
Brad Lundblade, OL	Sr.	30	31	4	13	13	1	Zachary Crabtree, OL	Sr.	0	37	3	13	13	8
Mason Rudolph, QB	Sr.	18	32	4	13	12	3	Cole Walterscheid, DE	Jr.	0	14	2	13	0	0
Ramon Richards, CB	Sr.	17	27	4	13	1	9	Jarrell Owens, DE	Jr.	0	12	0	12	0	0
Marcus Keyes, OL	So.	17	17	4	13	0	0	Larry Williams, OL	Sr.	0	8	3	5	0	0
Aaron Cochran, OL	Sr.	14	20	4	10(at Cal)	6(at Cal)	0(at Cal)	Chris Lacy, WR	Sr.	0	5	3	1	0	0
Justice Hill, RB	So.	14	14	4	10	0	0	Sione Finefeuiaki, CW	Jr.	0	1	1	0	0	0
James Washington, WR	Sr.	11	34	4	12	13	5	Thabo Mwaniki, S	Fr.	0	1	1	0	0	0
Tre Flowers, S	Sr.	7	35	4	12	13	6	Jerel Morrow, S	Sr.	0	1	0	0	0	1
Chad Whitener, LB	Sr.	7	24	4	12	8	0	Keenen Brown, CW	Jr.	0	1	0	1	0	0
Jalen McCleskey, WR	Jr.	6	15	4	10	1	0	Kirk Tucker, LB	Sr.	0	1	0	1	0	0
Marcell Ateman, WR	Sr.	4	23	4	0	12	7								
Jalen McCleskey, WR	Jr.	4	13	4	8	1	0								
Justin Phillips, LB	Jr.	4	6	4	2	0	0								
Vili Leveni, DE	Sr.	4	5	4	1	0	0								
Britton Abbott, CW	Jr.	4	4	4	0	0	0								
DeQuinton Osborne, DT	Sr.	4	4	4	0	0	0								
Darrion Daniels, DT	Jr.	4	4	4	0	0	0								
Rodarius Williams, CB	Fr.	4	4	4	0	0	0								
Kenneth Edison-McGruder, LB	Jr.	1	6	2	4	0	0								
Calvin Bundage, LB	So.	1	2	2	0	0	0								
Tevin Jenkins, OL	R-Fr.	1	1	1	0	0	0								
Johnny Wilson, OL	So.	1	1	1	0	0	0								

GAME-BY-GAME CAPTAINS

8/31	Tulsa	Rudolph	Washington	Flowers	Tucker
9/8	at South Alabama	L. Williams	Morrow	Osborne	Cook
9/16	at Pittsburgh	Cochran	McCleskey	Tucker	Morrow
9/23	TCU	Ateman	Leveni	Brailford	Abbott
9/30	at Texas Tech	-	-	-	-
10/14	Baylor	-	-	-	-
10/21	at Texas	-	-	-	-
10/28	at West Virginia	-	-	-	-
11/4	Oklahoma	-	-	-	-
11/11	at Iowa State	-	-	-	-
11/18	Kansas State	-	-	-	-
11/25	Kansas	-	-	-	-



EXPLOSIVE PLAYS & SCORING SUMMARY

PASSING PLAYS - 20 YARDS OR LONGER (25)

Yds	Connection	Opponent	Result of Pass	Result of Drive
86	Rudolph to Washington	TCU	Touchdown	Touchdown
77	Rudolph to Washington	Tulsa	Touchdown	Touchdown
69	Rudolph to Ateman	Pittsburgh	Touchdown	Touchdown
66	Rudolph to Washington	South Alabama	Touchdown	Touchdown
54	Rudolph to Stoner	Pittsburgh	Touchdown	Touchdown
49	Rudolph to Ateman	Tulsa	1st and Goal at TU 3	Touchdown
48	Rudolph to McCleskey	Pittsburgh	Touchdown	Touchdown
44	Rudolph to Johnson	Tulsa	Touchdown	Touchdown
40	Rudolph to Washington	Tulsa	Touchdown	Touchdown
40	Rudolph to McCleskey	Pittsburgh	Touchdown	Touchdown
39	Rudolph to Washington	Pittsburgh	1st and 10 at OSU 40	Interception
39	Cornelius to Wallace	Pittsburgh	1st and 10 at PITT 18	Field Goal
34	Rudolph to McCleskey	TCU	1st and Goal at TCU 3	Touchdown
31	Rudolph to Washington	Pittsburgh	1st and 10 at PITT 16	Touchdown
30	Rudolph to Washington	South Alabama	1st and Goal at USA 4	Touchdown
29	Rudolph to Ateman	TCU	1st and 10 at TCU 23	Interception
27	Rudolph to McCleskey	Pittsburgh	1st and 10 at PITT 21	Touchdown
27	Rudolph to Ateman	TCU	1st and 10 at TCU 28	Touchdown
26	Rudolph to McCleskey	Pittsburgh	1st and 10 at PITT 33	Touchdown
26	Cornelius to Abbott	Pittsburgh	1st and 10 at PITT 37	End of Game
24	Rudolph to Washington	Pittsburgh	1st and 10 at PITT 25	Interception
23	Rudolph to Washington	Pittsburgh	1st and 10 at 50	Touchdown
21	Rudolph to Ateman	Pittsburgh	1st and 10 at PITT 48	Touchdown
21	Rudolph to McCleskey	TCU	1st and 10 at OSU 46	Punt
20	Rudolph to Ateman	South Alabama	Touchdown	Touchdown

RUNNING PLAYS - 20 YARDS OR LONGER (5)

Yds	Rusher	Opponent	Result of Rush	Result of Drive
73	LD Brown	Tulsa	1st and Goal at TU 3	Missed Field Goal
71	J.D. King	Tulsa	Touchdown	Touchdown
32	Justice Hill	Tulsa	1st and 10 at TU 35	Field Goal
31	J.D. King	South Alabama	1st and 10 at OSU 46	Punt
20	Justice Hill	Pittsburgh	Touchdown	Touchdown

KICK RETURNS - 30 YARDS OR LONGER (0)

Yds	Returner	Opponent	Result of Return	Result of Drive
-				

PUNT RETURNS - 20 YARDS OR LONGER (0)

Yds	Returner	Opponent	Result of Return	Result of Drive
-				

INTERCEPTION/FUMBLE RETURNS - 20 YARDS OR LONGER (2)

Yds	Returner	Opponent	Result of Return	Result of Drive
82	Kenneth Edison-McGruder	Tulsa	Touchdown	Touchdown
25	Justin Phillips	South Alabama	Touchdown	Touchdown

SEPT. 3 VS. TULSA

QTR.	TIME	PLAYS	YDS.	ELAPSED
1	12:59	8	74	2:01
1	6:35	6	81	2:13
1	4:08	2	52	0:17
2	10:06	2	75	0:32
2	3:29	9	60	2:49
2	2:04	1	77	0:10
3	6:37	14	80	5:29
3	2:14	0	0	0:00
4	7:55	2	20	0:34

SEPT. 8 AT SOUTH ALABAMA

QTR.	TIME	PLAYS	YDS.	ELAPSED
1	7:32	12	57	3:58
1	5:31	2	68	0:29
1	1:36	7	73	2:23
2	0:11	8	44	1:06
3	11:16	4	43	0:58
3	7:44	6	63	1:54
3	4:12	0	0	0:00
4	10:55	12	39	6:29

SEPT. 16 AT PITTSBURGH

QTR.	TIME	PLAYS	YDS.	ELAPSED
1	13:00	7	75	2:00
1	7:46	10	96	3:16
1	3:33	6	80	1:32
2	13:41	6	54	1:14
2	11:22	3	65	0:39
2	6:15	8	82	3:10
2	3:40	5	79	1:49
3	9:54	0	0	0:00
4	10:08	10	57	5:00

SEPT. 23 VS. TCU

QTR.	TIME	PLAYS	YDS.	ELAPSED
1	2:15	2	90	0:30
2	4:46	11	63	2:29
3	8:37	10	78	3:22
4	9:44	10	79	2:19
4	3:03	5	47	1:24

SEPT. 30 AT TEXAS TECH

QTR.	TIME	PLAYS	YDS.	ELAPSED
------	------	-------	------	---------

OCT. 14 VS. BAYLOR

QTR.	TIME	PLAYS	YDS.	ELAPSED
------	------	-------	------	---------

OCT. 21 AT TEXAS

QTR.	TIME	PLAYS	YDS.	ELAPSED
------	------	-------	------	---------

OCT. 28 AT WEST VIRGINIA

QTR.	TIME	PLAYS	YDS.	ELAPSED
------	------	-------	------	---------

NOV. 4 VS. OKLAHOMA

QTR.	TIME	PLAYS	YDS.	ELAPSED
------	------	-------	------	---------

NOV. 11 AT IOWA STATE

QTR.	TIME	PLAYS	YDS.	ELAPSED
------	------	-------	------	---------

NOV. 18 VS. KANSAS STATE

QTR.	TIME	PLAYS	YDS.	ELAPSED
------	------	-------	------	---------

NOV. 25 VS. KANSAS

QTR.	TIME	PLAYS	YDS.	ELAPSED
------	------	-------	------	---------



SCORING DRIVE SUPERLATIVES

SCORING DRIVE SUPERLATIVES

LONGEST TOUCHDOWN PLAYS (20+)

86	Rudolph pass to James Washington vs. TCU
77	Rudolph pass to James Washington vs. Tulsa
71	J.D. King run vs. Tulsa
69	Rudolph pass to Marcell Ateman at Pittsburgh
66	Rudolph pass to James Washington at S. Alabama
54	Rudolph pass to Dillon Stoner at Pittsburgh
48	Rudolph pass to Jalen McCleskey at Pittsburgh
44	Rudolph pass to Tyron Johnson vs. Tulsa
40	Rudolph pass to James Washington vs. Tulsa
40	Rudolph pass to Jalen McCleskey at Pittsburgh
20	Rudolph pass to Marcell Ateman at S. Alabama
20	Justice Hill run at Pittsburgh

FEWEST PLAYS

1 play, 77 yards (TD)	vs. Tulsa
2 plays, 20 yards (TD)	vs. Tulsa
2 plays, 52 yards (TD)	vs. Tulsa
2 plays, 68 yards (TD)	at South Alabama
2 plays, 75 yards (TD)	vs. Tulsa
2 plays, 90 yards (TD)	vs. TCU
3 plays, 65 yards (TD)	at Pittsburgh
4 plays, 43 yards (TD)	at South Alabama
5 plays, 47 yards (TD)	vs. TCU
5 plays, 79 yards (TD)	at Pittsburgh
6 plays, 54 yards (TD)	at Pittsburgh
6 plays, 63 yards (TD)	at South Alabama
6 plays, 80 yards (TD)	at Pittsburgh
6 plays, 81 yards (TD)	vs. Tulsa
7 plays, 73 yards (TD)	at South Alabama
7 plays, 75 yards (TD)	at Pittsburgh

MOST PLAYS

14 plays, 80 yards (TD)	vs. Tulsa
12 plays, 57 ards (FG)	at South Alabama
12 plays, 39 yards (FG)	at South Alabama
11 plays, 63 yards (FG)	vs. TCU
10 plays, 96 yards (TD)	at Pittsburgh
10 plays, 79 yards (TD)	vs. TCU
10 plays, 78 yards (TD)	vs. TCU
10 plays, 57 yards (FG)	at Pittsburgh
9 plays, 60 yards (FG)	vs. Tulsa
8 plays, 82 yard (TD)	at Pittsburgh
8 plays, 74 yards (TD)	vs. Tulsa
8 plays, 44 yards (FG)	at South Alabama

MOST YARDS COVERED (80+)

96 yds (TD)	at Pittsburgh
90 yds (TD)	vs. TCU
82 yds (TD)	at Pittsburgh
81 yds (TD)	vs. Tulsa
80 yds (TD)	vs. Tulsa
80 yds (TD)	at Pittsburgh

LEAST TIME ELAPSED

0:10 - 1 play, 77 yards (TD)	vs. Tulsa
0:17 - 2 plays, 52 yards (TD)	vs. Tulsa
0:29 - 2 plays, 68 yards (TD)	at South Alabama
0:30 - 2 plays, 90 yards (TD)	vs. TCU
0:32 - 2 plays, 75 yards (TD)	vs. Tulsa
0:34 - 2 plays, 20 yards (TD)	vs. Tulsa
0:39 - 3 plays, 65 yards (TD)	at Pittsburgh
0:58 - 4 plays, 43 yards (TD)	at South Alabama
1:06 - 8 plays, 44 yards (FG)	at South Alabama
1:14 - 6 plays, 54 yards (TD)	at Pittsburgh
1:24 - 5 plays, 47 yards (TD)	vs. TCU
1:32 - 6 plays, 80 yards (TD)	at Pittsburgh
1:49 - 5 plays, 79 yards (TD)	at Pittsburgh
1:54 - 6 plays, 63 yards (TD)	at South Alabama
2:00 - 7 plays, 75 yards (TD)	at Pittsburgh
2:01 - 8 plays, 74 yards (TD)	vs. Tulsa
2:13 - 6 plays, 81 yards (TD)	vs. Tulsa
2:19 - 10 plays, 79 yards	vs. TCU
2:23 - 7 plays, 73 yards (TD)	at South Alabama
2:29 - 11 plays, 63 yards (FG)	vs. TCU
2:49 - 9 plays, 60 yards (FG)	vs. Tulsa

MOST TIME ELAPSED

6:29 - 12 plays, 39 yards (FG)	at South Alabama
5:29 - 14 plays, 80 yards (TD)	vs. Tulsa
5:00 - 10 plays, 57 yards (FG)	at Pittsburgh
3:58 - 12 plays, 57 yards (FG)	at South Alabama
3:22 - 10 plays, 78 yards (TD)	vs. TCU
3:16 - 10 plays, 96 yards (TD)	at Pittsburgh
3:10 - 8 plays, 82 yards (TD)	at Pittsburgh

SCORING DRIVE ANALYSIS

	Oklahoma State		Opponent	
	TD	FG	TD	FG
Negative Yards	0	0	0	0
0-9 yards	0	0	0	0
10-19 yards	0	0	0	1
20-29 yards	1	0	0	0
30-39 yards	0	1	0	0
40-49 yards	2	1	2	0
50-59 yards	2	2	0	0
60-69 yards	3	2	1	3
70-79 yards	8	0	4	0
80-89 yards	4	0	3	0
90-99 yards	2	0	0	0

GAME-OPENING DRIVES

	----- Oklahoma State -----				----- Opponent -----			
	Plays	Yards	TOP	Result	Plays	Yards	TOP	Result
Tulsa	8	74	2:01	TD	9	24	4:11	Punt
South Alabama	3	3	1:09	Punt	3	-1	2:21	Punt
Pittsburgh	7	75	2:00	TD	3	8	1:58	Punt
TCU	6	13	2:21	Punt	12	64	4:14	FG
Texas Tech								
Baylor								
Texas								
West Virginia								
Oklahoma								
Iowa State								
Kansas State								
Kansas								

SECOND HALF-OPENING DRIVES

	----- Oklahoma State -----				----- Opponent -----			
	Plays	Yards	TOP	Result	Plays	Yards	TOP	Result
Tulsa	14	80	5:29	TD	9	29	2:54	Punt
South Alabama	4	43	0:58	TD	3	20	2:46	Fumble
Pittsburgh	4	74	1:14	INT	7	35	3:09	Punt
TCU	5	18	1:07	INT	6	42	1:54	TD
Texas Tech								
Baylor								
Texas								
West Virginia								
Oklahoma								
Iowa State								
Kansas State								
Kansas								



OSU IN THE BIG 12 AND NCAA STATISTICAL RANKINGS

TEAM STATS

INDIVIDUAL STATS

Category	Actual	Big 12 Rank	NCAA Rank
Scoring Offense	48.3	2	4
Scoring Defense	24	4	59
Total Offense	580	4	4
Total Defense	366	4	53
Rushing Offense	175	6	57
Rushing Defense	156.5	7	77
Passing Offense	405	2	5
Passing Yards Allowed	209.5	3	49
Team Passing Efficiency	182.18	3	5
Team Passing Efficiency Defense	114.07	2	40
Passing Yards per Completion	17.05	2	6
Kickoff Returns	19.27	6	89
Kickoff Return Defense	18.4	3	41
Punt Returns	3.2	10	99
Punt Return Defense	-3	1	1
Passes Intercepted	4	4	35
Passes Had Intercepted	4	8	88
Net Punting	40.88	3	33
Team Sacks	2	5	64
Team Tackles for Loss	7.5	3	29
Sacks Allowed	1.75	6	55
First Downs Offense	107	3	9
First Downs Defense	87	8	103
3rd Down Conversion Pct	0.547	2	4
3rd Down Conversion Pct Defense	0.471	9	112
4th Down Conversion Pct	0.6	4	42
4th Down Conversion Pct Defense	0.6	5	83
Fewest Penalty Yards Per Game	45.75	1	34
Time of Possession	25:42	9	119
Turnover Margin	-0.25	7	74
Turnovers Gained	7	4	41
Fumbles Recovered	3	3	35
Defensive TDs	3	2	2
Red Zone Offense	0.895	5	43
Red Zone Defense	0.786	4	49
Field Goal Pct	.750	5	NR
PAT Pct	1.000	1	NR

NR: NCAA does not track national rankings in this category.

	Actual	Big 12 Rank	NCAA Rank
2 MASON RUDOLPH - QB			
Passing Yards	1,533	1	2
Points Responsible For	96	1	2
Points Responsible For Per Game	24	1	2
Passing Efficiency	189.4	2	2
Yards per Pass Attempt	11.36	2	2
Passing TDs	13	1	3
Passing Yards per Completion	17.03	2	3
Passing Yards Per Game	383.3	2	4
Total Offense	385.8	2	5
Completion Percentage	0.667	4	23
Completions Per Game	22.5	5	23
Rushing TDs	3	6	73
28 JAMES WASHINGTON - WR			
Receiving Yards	520	1	2
Receiving Yards Per Game	130	2	4
Yards per Reception	27.37	1	4
Receiving TDs	4	4	11
All Purpose	129.75	4	43
Total Touchdowns	4	6	60
Receptions Per Game	4.8	10	86
1 JALEN MCCLESKEY - WR			
Receiving TDs	3	6	31
Receiving Yards	258	12	70
Receiving Yards Per Game	64.5	17	95
Yards per Reception	16.13	17	99
3 MARCELL ATEMAN - WR			
Receiving TDs	3	6	31
Receiving Yards	335	8	31
Receiving Yards Per Game	83.8	8	43
Yards per Reception	17.63	13	67
Receptions Per Game	4.8	10	86
17 DILLON STONER - WR			
Receiving TDs	2	14	71
13 TYRON JOHNSON - WR			
Kickoff Returns	19.2	8	87
5 JUSTICE HILL - RB			
Rushing Yards	352	4	34
Rushing TDs	4	3	37
Rushing Yards Per Game	88	5	45
Rush Yards Per Carry	5.68	8	57
Total Touchdowns	4	6	60
All Purpose	109.25	11	82

	Actual	Big 12 Rank	NCAA Rank
31 TRE FLOWERS - S			
Total Interceptions	2	1	12
Interceptions Per Game	0.5	3	24
5 JEREL MORROW - S			
Fumbles Recovered	1	2	14
19 JUSTIN PHILLIPS - LB			
Total Interceptions	2	1	12
Interceptions Per Game	0.5	3	24
3 K. EDISON-MCGRUDER - LB			
Fumbles Recovered	1	2	14
91 DEQUINTON OSBORNE - DT			
Fumbles Recovered	1	2	14
Tackles For Loss	1.3	8	68
82 COLE WALTERSCHEID - DE			
Forced Fumbles	0.5	2	11
49 MATT AMMENDOLA - K			
Field Goals Per Game	1.5	1	24
Field Goal Percentage	0.75	4	47
Points Responsible For	43	8	64
Points Responsible For Per Game	10.8	9	76
Total Points Scored	43	1	7
Scoring	10.8	1	11



OKLAHOMA STATE STATISTICS

RECORD:	OVERALL	HOME	AWAY	NEUTRAL
ALL GAMES	3-1-0	1-1-0	2-0-0	0-0-0
CONFERENCE	0-1-0	0-1-0	0-0-0	0-0-0
NON-CONFERENCE	3-0-0	1-0-0	2-0-0	0-0-0

RESULTS

DATE	OPPONENT	W/L	SCORE	ATTEND
Aug. 31, 2017	TULSA	W	59-24	56790
Sept. 8, 2017	at South Alabama	W	44-7	26487
Sept. 16, 2017	at Pittsburgh	W	59-21	38952
* Sept. 23, 2017	TCU	L	44-31	56790
* Sept. 30, 2017	at Texas Tech			
* Oct. 14, 2017	BAYLOR			
* Oct. 21, 2017	at Texas			
* Oct. 28, 2017	at West Virginia			
* Nov. 4, 2017	OKLAHOMA			
* Nov. 11, 2017	at Iowa State			
* Nov. 18, 2017	KANSAS STATE			
* Nov. 25, 2017	KANSAS			

*Big 12 Game

TEAM STATISTICS	OSU	OPP
SCORING	193	96
Points Per Game	48.2	24.0
Points Off Turnovers	35	31
FIRST DOWNS	107	87
Rushing	38	38
Passing	63	40
Penalty	6	9
RUSHING YARDAGE	700	626
Yards gained rushing	802	767
Yards lost rushing	102	141
Rushing Attempts	140	173
Average Per Rush	5.0	3.6
Average Per Game	175.0	156.5
TDs Rushing	9	7
PASSING YARDAGE	1620	838
Comp-Att-Int	95-146-4	76-130-4
Average Per Pass	11.1	6.4
Average Per Catch	17.1	11.0
Average Per Game	405.0	209.5
TDs Passing	13	3
TOTAL OFFENSE	2320	1464
Total Plays	286	303
Average Per Play	8.1	4.8
Average Per Game	580.0	366.0
KICK RETURNS: #-Yards	11-212	15-276
PUNT RETURNS: #-Yards	5-16	1--3
INT RETURNS: #-Yards	4-49	4--2
KICK RETURN AVERAGE	19.3	18.4
PUNT RETURN AVERAGE	3.2	-3.0
INT RETURN AVERAGE	12.2	-0.5
FUMBLES-LOST	5-4	7-3
PENALTIES-Yards	21-183	19-161
Average Per Game	45.8	40.2
PUNTS-Yards	8-344	22-1033
Average Per Punt	43.0	47.0
Net punt average	40.9	44.4
KICKOFFS-Yards	35-2183	19-1191
Average Per Kick	62.4	62.7
Net kick average	42.3	41.0
TIME OF POSSESSION/Game	25:42	34:18
3RD-DOWN Conversions	29/53	33/70
3rd-Down Pct	55%	47%
4TH-DOWN Conversions	3/5	3/5
4th-Down Pct	60%	60%
SACKS BY-Yards	9-80	7-31
MISC YARDS	0	0
TOUCHDOWNS SCORED	25	12
FIELD GOALS-ATTEMPTS	6-8	4-6
ON-SIDE KICKS	0-0	0-0
RED-ZONE SCORES	(17-19) 89%	(11-14) 79%
RED-ZONE TOUCHDOWNS	(12-19) 63%	(7-14) 50%
PAT-ATTEMPTS	(25-25) 100%	(12-12) 100%
ATTENDANCE	113580	65439
Games/Avg Per Game	2/56790	2/32720
Neutral Site Games		0/0

SCORE BY QUARTERS	1ST	2ND	3RD	4TH	TOTAL
Oklahoma State	66	51	49	27	193
Opponents	6	45	21	24	96

RUSHING

	GP	Att	Gain	Loss	Net	Avg	TD	Long	Avg/G
Hill, Justice	4	62	367	15	352	5.7	4	32	88.0
King, J.D.	4	31	206	5	201	6.5	1	71	50.2
Brown, LD	3	19	145	7	138	7.3	1	73	46.0
Wudtee, Keondre	1	3	29	0	29	9.7	0	18	29.0
Johnson, Tyron	3	1	11	0	11	11.0	0	11	3.7
Rudolph, Mason	4	13	34	24	10	0.8	3	10	2.5
Wilson, Ja'Ron	1	5	10	2	8	1.6	0	5	8.0
Washington, James	4	1	0	1	-1	-1.0	0	0	-0.2
Cornelius, Taylor	2	1	0	8	-8	-8.0	0	0	-4.0
TEAM	2	4	0	40	-40	-10.0	0	0	-20.0
Total.....	4	140	802	102	700	5.0	9	73	175.0
Opponents.....	4	173	767	141	626	3.6	7	55	156.5

PASSING

	G	Effic	Cmp-Att-Int	Pct	Yds	TD	Lng	Avg/G
Rudolph, Mason	4	189.39	90-135-3	66.7	1533	13	86	383.2
Cornelius, Taylor	2	153.14	4-7-0	57.1	80	0	39	40.0
Wudtee, Keondre	1	52.93	1-3-0	33.3	7	0	7	7.0
McCleskey, Jalen	4	-200.00	0-1-1	0.0	0	0	0	0.0
Total.....	4	182.18	95-146-4	65.1	1620	13	86	405.0
Opponents.....	4	114.07	76-130-4	58.5	838	3	74	209.5

RECEIVING

	G	No.	Yds	Avg	TD	Long	Avg/G
Washington, James	4	19	520	27.4	4	86	130.0
Ateman, Marcell	4	19	335	17.6	3	69	83.8
McCleskey, Jalen	4	16	258	16.1	3	48	64.5
Stoner, Dillon	4	14	181	12.9	2	54	45.2
Hill, Justice	4	12	85	7.1	0	14	21.2
Johnson, Tyron	3	5	87	17.4	1	44	29.0
Lacy, Chris	3	5	67	13.4	0	16	22.3
Wallace, Tylan	4	3	56	18.7	0	39	14.0
Abbott, Britton	4	1	26	26.0	0	26	6.5
Finefeuiaki, Sione	4	1	5	5.0	0	5	1.2
Total.....	4	95	1620	17.1	13	86	405.0
Opponents.....	4	76	838	11.0	3	74	209.5

TOTAL OFFENSE

	G	Plays	Rush	Pass	Total	Avg/G
Rudolph, Mason	4	148	10	1533	1543	385.8
Hill, Justice	4	62	352	0	352	88.0
King, J.D.	4	31	201	0	201	50.2
Brown, LD	3	19	138	0	138	46.0
Cornelius, Taylor	2	8	-8	80	72	36.0
Wudtee, Keondre	1	6	29	7	36	36.0
Johnson, Tyron	3	1	11	0	11	3.7
Wilson, Ja'Ron	1	5	8	0	8	8.0
Washington, James	4	1	-1	0	-1	-0.2
TEAM	2	4	-40	0	-40	-20.0
Total.....	4	286	700	1620	2320	580.0
Opponents.....	4	303	626	838	1464	366.0



OKLAHOMA STATE STATISTICS

SCORING

		PATs								
	TD	FGs	Kick	Rush	Rcv	Pass	DXP	Saf	Points	
Ammendola, Matt	0	6-8	25-25	0-0	0	0-0	0	0	43	
Hill, Justice	4	0-0	0-0	0-0	0	0-0	0	0	24	
Washington, James	4	0-0	0-0	0-0	0	0-0	0	0	24	
McCleskey, Jalen	3	0-0	0-0	0-0	0	0-0	0	0	18	
Ateman, Marcell	3	0-0	0-0	0-0	0	0-0	0	0	18	
Rudolph, Mason	3	0-0	0-0	0-0	0	0-0	0	0	18	
Phillips, Justin	2	0-0	0-0	0-0	0	0-0	0	0	12	
Stoner, Dillon	2	0-0	0-0	0-0	0	0-0	0	0	12	
Johnson, Tyron	1	0-0	0-0	0-0	0	0-0	0	0	6	
King, J.D.	1	0-0	0-0	0-0	0	0-0	0	0	6	
Edison-McGruder, K.	1	0-0	0-0	0-0	0	0-0	0	0	6	
Brown, LD	1	0-0	0-0	0-0	0	0-0	0	0	6	
Total.....	25	6-8	25-25	0-0	0	0-0	0	0	193	
Opponents.....	12	4-6	12-12	0-0	0	0-0	0	0	96	

PUNT RETURNS

	No.	Yds	Avg	TD	Long
McCleskey, Jalen	4	16	4.0	0	13
Johnson, Tyron	1	0	0.0	0	0
Total.....	5	16	3.2	0	13
Opponents.....	1	-3	-3.0	0	0

INTERCEPTIONS

	No.	Yds	Avg	TD	Long
Flowers, Tre	2	14	7.0	0	7
Phillips, Justin	2	35	17.5	2	25
Total.....	4	49	12.2	2	25
Opponents.....	4	-2	-0.5	0	0

KICK RETURNS

	No.	Yds	Avg	TD	Long
Johnson, Tyron	6	115	19.2	0	29
Brown, LD	2	41	20.5	0	29
Stoner, Dillon	1	23	23.0	0	23
Lacy, Chris	1	15	15.0	0	15
Parker, Austin	1	18	18.0	0	18
Total.....	11	212	19.3	0	29
Opponents.....	15	276	18.4	0	42

FUMBLE RETURNS

	No.	Yds	Avg	TD	Long
Edison-McGruder, K.	1	82	82.0	1	82
Total.....	1	82	82.0	1	82
Opponents.....	1	26	26.0	2	26

ALL-PURPOSE

	G	Rush	Rec	PR	KOR	IR	Tot	Avg/G
Washington, James	4	-1	520	0	0	0	519	129.8
Hill, Justice	4	352	85	0	0	0	437	109.2
Ateman, Marcell	4	0	335	0	0	0	335	83.8
McCleskey, Jalen	4	0	258	16	0	0	274	68.5
Johnson, Tyron	3	11	87	0	115	0	213	71.0
Stoner, Dillon	4	0	181	0	23	0	204	51.0
King, J.D.	4	201	0	0	0	0	201	50.2
Brown, LD	3	138	0	0	41	0	179	59.7
Lacy, Chris	3	0	67	0	15	0	82	27.3
Wallace, Tylan	4	0	56	0	0	0	56	14.0
Phillips, Justin	4	0	0	0	0	35	35	8.8
Wudtee, Keondre	1	29	0	0	0	0	29	29.0
Abbott, Britton	4	0	26	0	0	0	26	6.5
Parker, Austin	3	0	0	0	18	0	18	6.0
Flowers, Tre	4	0	0	0	0	14	14	3.5
Rudolph, Mason	4	10	0	0	0	0	10	2.5
Wilson, Ja'Ron	1	8	0	0	0	0	8	8.0
Finefeuiaki, Sione	4	0	5	0	0	0	5	1.2
Cornelius, Taylor	2	-8	0	0	0	0	-8	-4.0
TEAM	2	-40	0	0	0	0	-40	-20.0
Total.....	4	700	1620	16	212	49	2597	649.2
Opponents.....	4	626	838	-3	276	-2	1735	433.8

FIELD GOALS

FGM-FGA	Pct	01-19	20-29	30-39	40-49	50-99	Lg	Blk
Ammendola, Matt 6-8	75.0	0-0	3-3	1-2	1-2	1-1	53	0

FIELD GOAL SEQUENCE

	Oklahoma State	OPPONENTS
Tulsa	(24),33	(23)
South Alabama	(31),42,(53),(48)	31
Pittsburgh	(25)	49
TCU	(29)	(29),(31),(31)
Texas Tech		
Baylor		
Texas		
West Virginia		
Oklahoma		
Iowa State		
Kansas State		
Kansas		

Numbers in parentheses indicate field goal was made.

PUNTING

	No.	Yds	Avg	Long	TB	FC	I20	50+	Blkd
Sinor, Zach	7	301	43.0	57	1	3	1	1	0
Hockett, Matt	1	43	43.0	43	0	1	0	0	0
Total.....	8	344	43.0	57	1	4	1	1	0
Opponents.....	22	1033	47.0	63	2	6	7	7	0

KICKOFFS

	No.	Yds	Avg	TB	OB	Retn	Net	YdLn
Ammendola, Matt	33	2070	62.7	16	2			
Hockett, Matt	2	113	56.5	1	0			
Total.....	35	2183	62.4	17	2	276	42.3	22
Opponents.....	19	1191	62.7	8	0	212	41.0	24



OKLAHOMA STATE STATISTICS

DEFENSIVE STATS

		-----Tackles-----				-Sacks-		---Pass Def---		-Fumbles-		Blkd		
		GP	Solo	Ast	Total	TFL/Yds	No-Yards	Int-Yds	BrUp	QBH	Rcv-Yds	FF	Kick	Saf
45	Whitener, Chad	4	18	4	22	1.0-6	.	.	.	2
31	Flowers, Tre	4	14	6	20	.	.	2-14	2
19	Phillips,Justin	4	12	3	15	2.0-5	.	2-35	1
91	Osborne, DeQuinton	4	8	6	14	5.0-21	2.0-15	.	.	.	1-0	.	.	.
9	Akem, Gyasi	4	7	7	14	0.5-6	0.5-6	.	.	1
7	Richards, Ramon	4	14	.	14	1.0-7	.	.	4
94	Brailford, Jordan	4	8	5	13	2.5-22	2.0-21
4	Green, A.J.	4	12	1	13	1.5-5	1	.	.
8	Williams, Rodarius	4	10	2	12	.	.	.	1	1
79	Daniels,Darrion	4	7	4	11	2.0-3	.	.	1
1A	Ogbongbemiga, Amen	4	9	2	11	1.0-1
3	Edison-McGruder, K.	2	8	2	10	1.0-11	1.0-11	.	1	.	1-82	.	.	.
12	Tucker, Kirk	4	6	3	9	1.0-10	1.0-10	.	.	2
2H	Mwaniki, Thabo	4	7	1	8
5X	Morrow, Jerel	4	7	1	8	2.0-2	1-0	.	.	.
1X	Bundage, Calvin	4	5	2	7	0.5-6	0.5-6	.	.	2
95	Leveni, Vili	4	5	2	7	1.0-10	1.0-10	1	.	.
5F	Smith, Enoch	4	6	.	6	2.0-2	1.0-1	.	.	1
99	Carter, Trey	4	6	.	6	1.0-2	.	.	.	1	.	1	.	.
33	Henry, Kevin	1	5	1	6	1.0-2
82	Walterscheid, Cole	4	5	.	5	2.0-14	.	.	.	1	.	2	.	.
18	Green, Za'Carrius	4	5	.	5
6	Baker, Adrian	3	5	.	5	.	.	.	1
2X	Curry, Darius	3	4	.	4
89	Webber, Tralund	4	2	2	4	1
1D	Balous, Bryce	4	3	.	3
16	Harper, Devin	4	2	1	3
25	Kearse, Malik	3	3	.	3
93	Owens, Jarrell	4	2	.	2	2.0-12	.	.	2	1
17	Stoner, Dillon	4	2	.	2
35	Cook, Chance	4	2	.	2
86	Grant, Triston	2	2	.	2
90	Bakari, Taaj	3	2	.	2	1.0-3
71	Lundblade, Brad	4	2	.	2
2M	Harper, Madre	2	2	.	2
70	Hughes, Ben	2	1	.	1
2I	Brown, Bryce	1	1	.	1
88	Wolf, Landon	4	1	.	1
87	Carter, Logan	4	1	.	1
49	Ammendola, Matt	4	.	1	1
92	Murray, Cameron	3	1	.	1
Total.....		4	221	56	277	30-140	8-70	4-49	13	13	3-82	5	.	.
Opponents.....		4	196	59	255	22.0-81	7-31	4-2	6	16	4-26	3	.	.



OKLAHOMA STATE STATISTICS

INDIVIDUAL GAME-BY-GAME PASSING

	Att	Comp	Int	Pct	Yards	TD	Long	Sack	Yds	Effic
#2 Rudolph, Mason										
Tulsa	24	20	0	83.3	303	3	77	1	1	230.6
South Alabama	38	25	0	65.8	335	3	66	1	1	165.9
Pitt	32	23	1	71.9	497	5	69	1	3	247.6
TCU	41	22	2	53.7	398	2	86	3	18	141.5
TOTALS	135	90	3	66.7	1533	13	86	6	23	189.4
#14 Cornelius, T.										
Tulsa	2	1	0	50.0	5	0	5	1	8	71.0
Pitt	5	3	0	60.0	75	0	39	0	0	186.0
TOTALS	7	4	0	57.1	80	0	39	1	8	153.1
#11 Wudtee, Keondre										
South Alabama	3	1	0	33.3	7	0	7	0	0	52.9
TOTALS	3	1	0	33.3	7	0	7	0	0	52.9
#1 McCleskey, Jalen										
TCU	1	0	1	0.0	0	0	0	0	0	-200.0
TOTALS	1	0	1	0.0	0	0	0	0	0	-200.0

INDIVIDUAL GAME-BY-GAME RUSHING

	No-Yds/TD	TU	USA	PITT	TCU	TTU	BAY	UT	WVU	OU	ISU	KSU	KU
Hill, Justice RB	62-352/4	15-132/1	11-27/0	11-91/2	25-102/1								
King, J.D. RB	31-201/1	6-95/1	8-64/0	16-35/0	1-7/0								
Brown, LD RB	19-138/1	5-92/1	10-38/0	4-8/0	DNP								
Wudtee, Keondre QB	3-29/0	DNP	3-29/0	DNP	DNP								
Johnson, Tyron WR	1-11/0	1-11/0	-	DNP	-								
Rudolph, Mason QB	13-10/3	3-3/1	4-18/1	1-3/0	5-8/1								
Wilson, Ja'Ron RB	5-8/0	5-8/0	DNP	DNP	DNP								
Washington, J. WR	1-1/0	1-1/0	-	-	-								
Cornelius, T. QB	1-8/0	1-8/0	DNP	-	DNP								
TEAM	4-40/0	DNP	1-13/0	3-27/0	DNP								

INDIVIDUAL GAME-BY-GAME RECEIVING

	No-Yds/TD	TU	USA	PITT	TCU	TTU	BAY	UT	WVU	OU	ISU	KSU	KU
Washington, J. WR	19-520/4	6-145/2	2-98/1	5-124/0	6-153/1								
Ateman, Marcell WR	19-335/3	4-75/0	5-51/2	4-109/1	6-100/0								
McCleskey, Jalen WR	16-258/3	1-2/0	4-19/0	7-162/3	4-79/0								
Stoner, Dillon WR	14-181/2	4-18/0	2-24/0	5-100/1	3-39/1								
Johnson, Tyron WR	5-87/1	1-44/1	4-43/0	DNP	-								
Hill, Justice RB	12-85/0	3-10/0	4-46/0	2-2/0	3-27/0								
Lacy, Chris WR	5-67/0	1-13/0	4-54/0	-	DNP								
Wallace, Tylan WR	3-56/0	-	1-7/0	2-49/0	-								
Abbott, Britton CW	1-26/0	-	-	1-26/0	-								
Finefeuiaki, S. CW	1-5/0	1-5/0	-	-	-								

INDIVIDUAL GAME-BY-GAME TACKLES

	UA-A	TOT	TU	USA	PITT	TCU	TTU	BAY	UT	WVU	OU	ISU	KSU	KU
Whitener, Chad LB	18-4	22	7-0	1-1	4-0	6-3								
Flowers, Tre S	14-6	20	5-3	2-1	3-1	4-1								
Phillips, Justin LB	12-3	15	5-0	1-0	4-1	2-2								
Akem, Gyasi LB	7-7	14	-	1-2	4-1	2-4								
Richards, Ramon S	14-0	14	3-0	1-0	5-0	5-0								
Osborne, D. DT	8-6	14	3-2	2-0	1-0	2-4								
Green, A.J. CB	12-1	13	5-0	1-0	1-0	5-1								
Brailford, J. DE	8-5	13	1-1	1-2	3-0	3-2								
Williams, R. CB	10-2	12	-	4-0	1-0	5-2								
Daniels, Darrion DT	7-4	11	2-0	0-1	-	5-3								
Ogbongbemiga LB	9-2	11	3-0	3-0	3-2	-								
Edison-McGruder LB	8-2	10	5-0	DNP	DNP	3-2								
Tucker, Kirk LB	6-3	9	2-0	2-3	2-0	-								
Morrow, Jerel S	7-1	8	3-0	2-0	1-1	1-0								
Mwaniki, Thabo S	7-1	8	2-0	3-0	2-0	0-1								
Bundage, Calvin LB	5-2	7	3-0	1-0	1-1	0-1								
Smith, Enoch DT	6-0	6	4-0	1-0	-	1-0								
Leveni, Vili DE	4-2	6	2-0	0-1	1-0	2-1								
Carter, Trey DT	6-0	6	2-0	3-0	-	1-0								
Henry, Kevin LB	5-1	6	5-1	DNP	DNP	DNP								
Walterscheid DE	5-0	5	-	2-0	1-0	2-0								
Baker, Adrian CB	5-0	5	DNP	2-0	3-0	-								
Green, Z. S	5-0	5	2-0	-	3-0	-								
Curry, Darius S	4-0	4	2-0	1-0	1-0	DNP								
Webber, Tralund DE	2-2	4	-	-	1-1	1-1								
Balous, Bryce CB	3-0	3	1-0	-	2-0	-								
Harper, Devin LB	2-1	3	1-1	-	1-0	-								
Kearse, Malik CB	3-0	3	1-0	2-0	-	DNP								
Stoner, Dillon	2-0	2	1-0	-	-	1-0								
Lundblade, Brad	2-0	2	-	-	-	2-0								
Harper, Madre CB	2-0	2	1-0	1-0	DNP	DNP								
Grant, Triston DE	2-0	2	2-0	-	DNP	DNP								
Bakari, Taaj DT	2-0	2	1-0	1-0	-	DNP								
Owens, Jarrell DE	2-0	2	-	2-0	-	-								
Cook, Chance S	2-0	2	1-0	-	1-0	-								
Ammendola, Matt	0-1	1	-	0-1	-	-								
Brown, Bryce CB	1-0	1	1-0	DNP	DNP	DNP								
Hughes, Ben DT	1-0	1	-	1-0	DNP	DNP								
Carter, Logan	1-0	1	1-0	-	-	-								
Wolf, Landon	1-0	1	-	-	-	1-0								
Murray, Cameron DT	1-0	1	1-0	-	-	DNP								



OKLAHOMA STATE STATISTICS

INDIVIDUAL GAME-BY-GAME SACKS

	UA-A	TOT	TU	USA	PITT	TCU	TTU	BAY	UT	WVU	OU	ISU	KSU	KU
Brailford, J. DE	2-0	2.0	-	1.0-6	1.0-15	-								
Osborne, D. DT	2-0	2.0	-	1.0-8	1.0-7	-								
Edison-McGruder LB	1-0	1.0	1.0-11	-	DNP	-								
Tucker, Kirk LB	1-0	1.0	-	1.0-10	-	-								
Smith, Enoch DT	1-0	1.0	-	1.0-1	-	-								
Levini, Vili DE	1-0	1.0	-	-	-	1.0-10								
Bundage, Calvin LB	0-1	0.5	-	-	-	0.5-6								
Akem, Gyasi LB	0-1	0.5	-	-	-	0.5-6								

INDIVIDUAL GAME-BY-GAME TACKLES FOR LOSS

	UA-A	TOT	TU	USA	PITT	TCU	TTU	BAY	UT	WVU	OU	ISU	KSU	KU
Osborne, D. DT	4-2	5.0	2.0-5	1.0-8	1.0-7	1.0-1								
Brailford, J. DE	2-1	2.5	-	1.0-6	1.0-15	0.5-1								
Walterscheid DE	2-0	2.0	-	-	-	2.0-14								
Morrow, Jerel S	2-0	2.0	1.0-1	-	1.0-1	-								
Phillips,Justin LB	1-2	2.0	-	1.0-4	-	1.0-1								
Owens, Jarrell DE	2-0	2.0	-	2.0-12	-	-								
Daniels,Darrion DT	2-0	2.0	1.0-2	-	-	1.0-1								
Smith, Enoch DT	2-0	2.0	1.0-1	1.0-1	-	-								
Green, A.J. CB	1-1	1.5	-	-	-	1.5-5								
Carter, Trey DT	1-0	1.0	1.0-2	-	-	-								
Tucker, Kirk LB	1-0	1.0	-	1.0-10	-	-								
Whitener, Chad LB	1-0	1.0	-	-	-	1.0-6								
Ogbongbemiga LB	1-0	1.0	-	1.0-1	-	-								
Edison-McGruder LB	1-0	1.0	1.0-11	DNP	DNP	-								
Richards, Ramon S	1-0	1.0	1.0-7	-	-	-								
Henry, Kevin LB	1-0	1.0	1.0-2	DNP	DNP	DNP								
Bakari, Taaj DT	1-0	1.0	-	1.0-3	-	DNP								
Levini, Vili DE	1-0	1.0	-	-	-	1.0-10								
Akem, Gyasi LB	0-1	0.5	-	-	-	0.5-6								
Bundage, Calvin LB	0-1	0.5	-	-	-	0.5-6								

INDIVIDUAL GAME-BY-GAME FUMBLES

	No-Lost	TU	USA	PITT	TCU	TTU	BAY	UT	WVU	OU	ISU	KSU	KU
Rudolph, Mason QB	2-2	1-1	-	-	1-1								
TEAM	2-1	DNP	1-0	1-1	DNP								
McCleskey,Jalen WR	1-1	1-1	-	-	-								

INDIVIDUAL GAME-BY-GAME FUMBLES FORCED

	Number	TU	USA	PITT	TCU	TTU	BAY	UT	WVU	OU	ISU	KSU	KU
Walterscheid	2	-	1	-	1								
Carter, Trey	1	1	-	-	-								
Green, A.J.	1	-	-	-	1								
Leveni, Vili	1	-	-	-	1								

INDIVIDUAL GAME-BY-GAME FUMBLES RECOVERED

	Number	TU	USA	PITT	TCU	TTU	BAY	UT	WVU	OU	ISU	KSU	KU
Osborne, D.	1	-	1	-	-								
Edison-McGruder	1	1	DNP	DNP	-								
Morrow, Jerel	1	1	-	-	-								

INDIVIDUAL GAME-BY-GAME PUNT RETURNS

	No-Yds	TU	USA	PITT	TCU	TTU	BAY	UT	WVU	OU	ISU	KSU	KU
McCleskey,Jalen	4-16	2-3	2-13	-	-								
Johnson, Tyron	1-0	-	-	DNP	1-0								

INDIVIDUAL GAME-BY-GAME KICK RETURNS

	No-Yds	TU	USA	PITT	TCU	TTU	BAY	UT	WVU	OU	ISU	KSU	KU
Johnson, Tyron	6-115	1-29	-	DNP	5-86								
Brown, LD	2-41	-	-	2-41	DNP								
Stoner, Dillon	1-23	1-23	-	-	-								
Parker, Austin	1-18	-	1-18	-	DNP								
Lacy, Chris	1-15	1-15	-	-	DNP								

INDIVIDUAL GAME-BY-GAME INTERCEPTION RETURNS

INDIVIDUAL GAME BY GAME RECORD FOR ALL YEARS													
	No-Yds	TU	USA	PITT	TCU	TTU	BAY	UT	WVU	OU	ISU	KSU	KU
Phillips,Justin	2-35	-	1-25	1-10	-								
Flowers, Tre	2-14	-	-	1-7	1-7								

INDIVIDUAL GAME-BY-GAME FUMBLE RETURNS

	No-Yds	TU	USA	PITT	TCU	TTU	BAY	UT	WVU	OU	ISU	KSU	KU
Edison-McGruder	1-82	1-82	DNP	DNP	-								



OKLAHOMA STATE STATISTICS

INDIVIDUAL GAME-BY-GAME ALL-PURPOSE YARDS

	TOTAL	TU	USA	PITT	TCU	TTU	BAY	UT	WVU	OU	ISU	KSU	KU
Washington, J.	519	144	98	124	153								
Hill, Justice	437	142	73	93	129								
Ateman, Marcell	335	75	51	109	100								
McCleskey, Jalen	274	1	32	162	79								
Johnson, Tyron	213	84	43	DNP	86								
Stoner, Dillon	204	41	24	100	39								
King, J.D.	201	95	64	35	7								
Brown, LD	179	92	38	49	DNP								
Lacy, Chris	82	28	54	-	DNP								
Wallace, Tylan	56	-	7	49	-								
Phillips, Justin	35	-	25	10	-								
Wudtee, Keondre	29	DNP	29	DNP	DNP								
Abbott, Britton	26	-	-	26	-								
Parker, Austin	18	-	18	-	DNP								
Flowers, Tre	14	-	-	7	7								
Rudolph, Mason	10	3	18	-3	-8								
Wilson, Ja'Ron	8	8	DNP	DNP	DNP								
Finefeuiaki, S.	5	5	-	-	-								
Cornelius, T.	-8	-8	DNP	-	DNP								
TEAM	-40	-	-13	-27	-								

GAME-BY-GAME TEAM COMPARISON

		First Downs					Rushing		Passing		Total Offense	Return	Turn-
TULSA	59-24	25/26	15/14	8/10	2/2		37-332/60-244		21-26-0/20-38-0	308/188	63-640/98-432	152/71	2/2
South Alabama	44-7	29/12	8/2	19/9	2/1		37-163/27-41		26-41-0/14-24-1	342/134	78-505/51-175	56/84	0/2
Pitt	59-21	27/17	7/8	19/9	1/0		35-104/34-103		26-37-1/20-35-2	572/288	72-676/69-391	58/85	2/2
TCU	31-44	26/32	8/14	17/12	1/6		31-101/52-238		22-42-3/22-33-1	398/228	73-499/85-466	93/57	4/1
Totals	193-96	107/87	38/38	63/40	6/9		140-700/173-626		95-146-4/76-130-4	1620/838	286-2320/303-1464	359/297	8/7

Note: Game totals are displayed in the format TEAM/OPPONENT for each category

Opponent	3rd Down Conversions	4th Down Conversions	Time of Possession	TOP Margin	Avg Yds/Rush	Avg Yds/Pass	Avg Yds/Play	Punting Number-Avg	Penalties Number-Yards
TULSA	5-9/16-26	0-0/1-2	23:20/36:40	-13:20	9.0/4.1	11.8/4.9	10.2/4.4	2-40.0/7-44.6	5-51/6-48
South Alabama	7-16/1-10	2-2/1-1	30:04/29:56	0:08	4.4/1.5	8.3/5.6	6.5/3.4	2-37.0/7-48.4	4-25/3-40
Pitt	10-14/5-15	0-1/1-2	28:28/31:32	-3:04	3.0/3.0	15.5/8.2	9.4/5.7	1-45.0/6-48.7	4-30/6-50
TCU	7-14/11-19	1-2/0-0	20:56/39:04	-18:08	3.3/4.6	9.5/6.9	6.8/5.5	3-48.3/2-45.0	8-77/4-23
Totals	29-53/33-70	3-5/3-5	102:48/137:12	-34:24	5.0/3.6	11.1/6.4	8.1/4.8	8-43.0/22-47.0	183/161

Note: Game totals are displayed in the format TEAM/OPPONENT for each category



OKLAHOMA STATE STATISTICS

GAME-BY-GAME TEAM STATS

Date	Opponent	--RUSHING--				--RECEIVING--				-----PASSING-----				--KICK RET--				--PUNT RET--				tot off
		No.	Yds	TD	Lg	No.	Yds	TD	Lg	Cmp-Att-Int	Yds	TD	Lg	No	Yds	TD	Lg	No	Yds	TD	Lg	
Aug 31, 2017	TULSA	37	332	4	73	21	308	3	77	21-26-0	308	3	77	3	67	0	29	2	3	0	11	640
Sep 08, 2017	at South Alabama	37	163	1	31	26	342	3	66	26-41-0	342	3	66	1	18	0	18	2	13	0	13	505
9/16/17	at Pitt	35	104	2	20	26	572	5	69	26-37-1	572	5	69	2	41	0	29	0	0	0	0	676
Sep 23, 2017	TCU	31	101	2	17	22	398	2	86	22-42-3	398	2	86	5	86	0	23	1	0	0	0	499
	Totals	140	700	9	73	95	1620	13	86	95-146-4	1620	13	86	11	212	0	29	5	16	0	13	2320
	Opponent	173	626	7	55	76	838	3	74	76-130-4	838	3	74	15	276	0	42	1	-3	0	0	1464

Date	Opponent	-----TACKLES-----				--SACKS--		--FUMBLE--		Int-Yds	QBH	Pass		Blkd	--Kicks--XPTS--			Saf	Pts
		Solo	Ast	Total	TFL-Yds	No-Yds	FF	FR-Yds	Brk			Kick	Att-Mad		Run	Rcv			
Aug 31, 2017	TULSA	78	8	86	9.0-31	1.0-11	1	2-82	0-0	3	4	0	0	0	8-8	0	0	0	59
Sep 08, 2017	at South Alabama	41	12	53	9.0-45	4.0-25	1	1-0	1-25	2	4	0	0	0	5-5	0	0	0	44
9/16/17	at Pitt	49	8	57	3.0-23	2.0-22	0	0-0	2-17	6	2	0	0	0	8-8	0	0	0	59
Sep 23, 2017	TCU	53	28	81	9.0-41	2.0-22	3	0-0	1-7	2	3	0	0	0	4-4	0	0	0	31
	Totals	221	56	277	30.0-140	9.0-80	5	3-82	4-49	13	13	0	0	0	25-25	0	0	0	193
	Opponent	196	59	255	22.0-81	7.0-31	3	4-26	4-2	16	6	0	0	0	12-12	0	0	0	96

Date	Opponent	-----PUNTING-----								--FIELD GOALS--				-----KICKOFFS-----				
		No	Yds	Avg	Long	Blkd	TB	FC	50+	I20	Att-Made	Lg	Blkd	No	Yds	Avg	TB	OB
Aug 31, 2017	TULSA	2	80	40.0	43	0	0	2	0	1	2-1	24	0	10	642	64.2	7	0
Sep 08, 2017	at South Alabama	2	74	37.0	45	0	0	0	0	0	4-3	53	0	9	558	62.0	3	1
9/16/17	at Pitt	1	45	45.0	45	0	0	1	0	0	1-1	25	0	10	640	64.0	4	1
Sep 23, 2017	TCU	3	145	48.3	57	0	1	1	1	0	1-1	29	0	6	343	57.2	3	0
	Totals	8	344	43.0	57	0	1	4	1	1	8-6	53	0	35	2183	62.4	17	2
	Opponent	22	1033	47.0	63	0	2	6	7	7	6-4	31	0	19	1191	62.7	8	0



OKLAHOMA STATE STATISTICS

GAME-BY-GAME OPPONENT TEAM STATS

Date	Opponent	--RUSHING--				--RECEIVING--				-----PASSING-----				--KICK RET--				--PUNT RET--				tot off
		No.	Yds	TD	Lg	No.	Yds	TD	Lg	Cmp-Att-Int	Yds	TD	Lg	No	Yds	TD	Lg	No	Yds	TD	Lg	
Aug 31, 2017	TULSA	60	244	2	55	20	188	0	26	20-38-0	188	0	26	3	45	0	19	0	0	0	0	432
Sep 08, 2017	at South Alabama	27	41	0	19	14	134	1	17	14-24-1	134	1	17	4	84	0	33	0	0	0	0	175
9/16/17	at Pitt	34	103	1	23	20	288	1	74	20-35-2	288	1	74	5	85	0	21	0	0	0	0	391
Sep 23, 2017	TCU	52	238	4	42	22	228	1	43	22-33-1	228	1	43	3	62	0	42	1	-3	0	0	466
	Opponent totals	173	626	7	55	76	838	3	74	76-130-4	838	3	74	15	276	0	42	1	-3	0	0	1464
	Oklahoma State	140	700	9	73	95	1620	13	86	95-146-4	1620	13	86	11	212	0	29	5	16	0	13	2320

Date	Opponent	-----TACKLES-----				--SACKS--		--FUMBLE--		Int-Yds	QBH	Pass Brk	Blkd Kick	--Kicks--XPTS--			Saf	Pts
		Solo	Ast	Total	TFL-Yds	No-Yds	FF	FR-Yds	Att-Mad					Run	Rcv			
Aug 31, 2017	TULSA	54	6	60	9.0-29	2.0-9	2	2-26	0-0	1	1	0	3-3	0	0	0	24	
Sep 08, 2017	at South Alabama	54	15	69	2.0-14	1.0-1	0	0-0	0-0	1	1	0	1-1	0	0	0	7	
9/16/17	at Pitt	39	26	65	5.0-13	1.0-3	0	1-0	1-0	11	2	0	3-3	0	0	0	21	
Sep 23, 2017	TCU	49	12	61	6.0-25	3.0-18	1	1-0	3--2	2	2	0	5-5	0	0	0	44	
	Opponent totals	196	59	255	22.0-81	7.0-31	3	4-26	4--2	16	6	0	12-12	0	0	0	96	
	Oklahoma State	221	56	277	30.0-140	8.0-70	5	3-82	4-49	13	13	0	25-25	0	0	0	193	

Date	Opponent	-----PUNTING-----								--FIELD GOALS--				-----KICKOFFS-----				
		No	Yds	Avg	Long	Blkd	TB	FC	50+	I20	Att-Made	Lg	Blkd	No	Yds	Avg	TB	OB
Aug 31, 2017	TULSA	7	312	44.6	60	0	1	2	1	2	1-1	23	0	4	240	60.0	1	0
Sep 08, 2017	at South Alabama	7	339	48.4	58	0	0	2	3	2	1-0	0	0	2	130	65.0	1	0
9/16/17	at Pitt	6	292	48.7	63	0	1	2	3	3	1-0	0	0	4	248	62.0	2	0
Sep 23, 2017	TCU	2	90	45.0	46	0	0	0	0	0	3-3	31	0	9	573	63.7	4	0
	Opponent totals	22	1033	47.0	63	0	2	6	7	7	6-4	31	0	19	1191	62.7	8	0
	Oklahoma State	8	344	43.0	57	0	1	4	1	1	8-6	53	0	35	2183	62.4	17	2



OKLAHOMA STATE STATISTICS

INDIVIDUAL GAME HIGHS

Rushes	25	Hill, Justice vs TCU (Sep 23, 2017)
Yards Rushing	132	Hill, Justice vs Tulsa (Aug 31, 2017)
TD Rushes	2	Hill, Justice at Pitt (9/16/17)
Long Rush	73	Brown, LD vs Tulsa (Aug 31, 2017)
Pass attempts	41	Rudolph, Mason vs TCU (Sep 23, 2017)
Pass completions	25	Rudolph, Mason at South Alabama (Sep 08, 2017)
Yards Passing	497	Rudolph, Mason at Pitt (9/16/17)
TD Passes	5	Rudolph, Mason at Pitt (9/16/17)
Long Pass	86	Rudolph, Mason vs TCU (Sep 23, 2017)
Receptions	7	McCleskey, Jalen at Pitt (9/16/17)
Yards Receiving	162	McCleskey, Jalen at Pitt (9/16/17)
TD Receptions	3	McCleskey, Jalen at Pitt (9/16/17)
Long Reception	86	Washington, James vs TCU (Sep 23, 2017)
Field Goals	3	Ammendola, Matt at South Alabama (Sep 08, 2017)
Long Field Goal	53	Ammendola, Matt at South Alabama (Sep 08, 2017)
Punts	3	Sinor, Zach vs TCU (Sep 23, 2017)
Punting Avg	48.3	Sinor, Zach vs TCU (Sep 23, 2017)
Long Punt	57	Sinor, Zach vs TCU (Sep 23, 2017)
Punts inside 20	1	Sinor, Zach vs Tulsa (Aug 31, 2017)
Long Punt Return	13	McCleskey, Jalen at South Alabama (Sep 08, 2017)
Long Kickoff Return	29	Johnson, Tyron vs Tulsa (Aug 31, 2017)
		Brown, LD at Pitt (9/16/17)
Tackles	9	Whitener, Chad vs TCU (Sep 23, 2017)
Sacks	1.0	Edison-McGruder, K. vs Tulsa (Aug 31, 2017)
		Smith, Enoch at South Alabama (Sep 08, 2017)
		Tucker, Kirk at South Alabama (Sep 08, 2017)
		Osborne, DeQuinton at South Alabama (Sep 08, 2017)
		Brailford, Jordan at South Alabama (Sep 08, 2017)
		Osborne, DeQuinton at Pitt (9/16/17)
		Brailford, Jordan at Pitt (9/16/17)
		Levini, Vili vs. TCU (9/23/17)
Tackles For Loss	2.0	Osborne, DeQuinton vs Tulsa (Aug 31, 2017)
		Owens, Jarrell at South Alabama (Sep 08, 2017)
		Walterscheid, Cole vs TCU (Sep 23, 2017)
Interceptions	1	Phillips, Justin at South Alabama (Sep 08, 2017)
		Phillips, Justin at Pitt (9/16/17)
		Flowers, Tre at Pitt (9/16/17)
		Flowers, Tre vs TCU (Sep 23, 2017)

TEAM GAME HIGHS

Rushes	37	vs Tulsa (Aug 31, 2017)
		at South Alabama (Sep 08, 2017)
Yards Rushing	332	vs Tulsa (Aug 31, 2017)
Yards Per Rush	9.0	vs Tulsa (Aug 31, 2017)
TD Rushes	4	vs Tulsa (Aug 31, 2017)
Pass attempts	42	vs TCU (Sep 23, 2017)
Pass completions	26	at South Alabama (Sep 08, 2017)
		at Pitt (9/16/17)
Yards Passing	572	at Pitt (9/16/17)
Yards Per Pass	15.5	at Pitt (9/16/17)
TD Passes	5	at Pitt (9/16/17)
Total Plays	78	at South Alabama (Sep 08, 2017)
Total Offense	676	at Pitt (9/16/17)
Yards Per Play	10.2	vs Tulsa (Aug 31, 2017)
Points	59	vs Tulsa (Aug 31, 2017)
		at Pitt (9/16/17)
Sacks By	4	at South Alabama (Sep 08, 2017)
First Downs	29	at South Alabama (Sep 08, 2017)
Penalties	8	vs TCU (Sep 23, 2017)
Penalty Yards	77	vs TCU (Sep 23, 2017)
Turnovers	4	vs TCU (Sep 23, 2017)
Interceptions By	2	at Pitt (9/16/17)
Punts	3	vs TCU (Sep 23, 2017)
Punting Avg	48.3	vs TCU (Sep 23, 2017)
Long Punt	57	vs TCU (Sep 23, 2017)
Punts inside 20	1	vs Tulsa (Aug 31, 2017)
Long Punt Return	13	at South Alabama (Sep 08, 2017)



OKLAHOMA STATE STATISTICS

OPPONENT INDIVIDUAL GAME HIGHS

Rushes	26	Anderson, D., vs TCU (Sep 23, 2017)
Yards Rushing	160	Anderson, D., vs TCU (Sep 23, 2017)
TD Rushes	3	Anderson, D., vs TCU (Sep 23, 2017)
Long Rush	55	TAYLOR II, C., vs Tulsa (Aug 31, 2017)
Pass attempts	35	PRESIDENT, C., vs Tulsa (Aug 31, 2017)
Pass completions	22	Hill, Kenny, vs TCU (Sep 23, 2017)
Yards Passing	228	DiNucci, B., at Pitt (9/16/17)
TD Passes	1	Hill, Kenny, vs TCU (Sep 23, 2017)
		Davis, Dallas, at South Alabama (Sep 08, 2017)
		DiNucci, B., at Pitt (9/16/17)
Long Pass	74	Hill, Kenny, vs TCU (Sep 23, 2017)
Receptions	7	DiNucci, B., at Pitt (9/16/17)
Yards Receiving	89	JOHNSON, K., vs Tulsa (Aug 31, 2017)
TD Receptions	1	Araujo-Lopes, R, at Pitt (9/16/17)
		Francis, Mseiah, at South Alabama (Sep 08, 2017)
		Araujo-Lopes, R, at Pitt (9/16/17)
Long Reception	74	Diarise, John, vs TCU (Sep 23, 2017)
Field Goals	3	Henderson, Q., at Pitt (9/16/17)
Long Field Goal	31	Song, Jonathan, vs TCU (Sep 23, 2017)
Punts	7	Song, Jonathan, vs TCU (Sep 23, 2017)
		BENNETT, T., vs Tulsa (Aug 31, 2017)
		Waitman, Corliss, at South Alabama (Sep 08, 2017)
Punting Avg	48.7	Winslow, R., at Pitt (9/16/17)
Long Punt	63	Winslow, R., at Pitt (9/16/17)
Punts inside 20	3	Winslow, R., at Pitt (9/16/17)
Long Punt Return	0	
Long Kickoff Return	42	Turpin, K., vs TCU (Sep 23, 2017)
Tackles	10	WHITFIELD, M., vs Tulsa (Aug 31, 2017)
Sacks	1.0	SHINDELAR, K., vs Tulsa (Aug 31, 2017)
		SMITH, J., vs Tulsa (Aug 31, 2017)
		Turner, Tyree, at South Alabama (Sep 08, 2017)
		Weaver, R., at Pitt (9/16/17)
		Boesen, Mat, vs TCU (Sep 23, 2017)
		Banogu, Ben, vs TCU (Sep 23, 2017)
		Collier, L.J., vs TCU (Sep 23, 2017)
Tackles For Loss	3.0	WHITFIELD, M., vs Tulsa (Aug 31, 2017)
Interceptions	1	Maddox, A., at Pitt (9/16/17)
		Orr, Nick, vs TCU (Sep 23, 2017)
		Bradley, Chris, vs TCU (Sep 23, 2017)
		Collier, L.J., vs TCU (Sep 23, 2017)

OPPONENT TEAM GAME HIGHS

Rushes	60	vs Tulsa (Aug 31, 2017)
Yards Rushing	244	vs Tulsa (Aug 31, 2017)
Yards Per Rush	4.6	vs TCU (Sep 23, 2017)
TD Rushes	4	vs TCU (Sep 23, 2017)
Pass attempts	38	vs Tulsa (Aug 31, 2017)
Pass completions	22	vs TCU (Sep 23, 2017)
Yards Passing	288	at Pitt (9/16/17)
Yards Per Pass	8.2	at Pitt (9/16/17)
TD Passes	1	at South Alabama (Sep 08, 2017)
		at Pitt (9/16/17)
		vs TCU (Sep 23, 2017)
Total Plays	98	vs Tulsa (Aug 31, 2017)
Total Offense	466	vs TCU (Sep 23, 2017)
Yards Per Play	5.7	at Pitt (9/16/17)
Points	44	vs TCU (Sep 23, 2017)
Sacks By	3	vs TCU (Sep 23, 2017)
First Downs	32	vs TCU (Sep 23, 2017)
Penalties	6	vs Tulsa (Aug 31, 2017)
		at Pitt (9/16/17)
		at Pitt (9/16/17)
Penalty Yards	50	vs Tulsa (Aug 31, 2017)
Turnovers	2	at South Alabama (Sep 08, 2017)
		at Pitt (9/16/17)
		vs TCU (Sep 23, 2017)
Interceptions By	3	vs Tulsa (Aug 31, 2017)
Punts	7	at South Alabama (Sep 08, 2017)
		at Pitt (9/16/17)
Punting Avg	48.7	at Pitt (9/16/17)
Long Punt	63	at Pitt (9/16/17)
Punts inside 20	3	at Pitt (9/16/17)
Long Punt Return	0	

GAME-BY-GAME PLAYER PARTICIPATION

Name	GP/GS	TU	USA	PITT	TCU
41 Abbott, Britton	4/4	START	START	START	START
9 Akem, Gyasi	4/-	XXX	XXX	XXX	XXX
10 Alexander, T.	4/-	XXX	XXX	XXX	XXX
49 Ammendola, Matt	4/-	XXX	XXX	XXX	XXX
3X Ateman, Marcell	4/1	XXX	XXX	XXX	START
90 Bakari, Taaj	3/-	XXX	XXX	XXX	...
6 Baker, Adrian	3/-	...	XXX	XXX	XXX
1D Balous, Bryce	4/-	XXX	XXX	XXX	XXX
37 Barksdale-Blair	1/-	XXX
94 Brailford, J.	4/-	XXX	XXX	XXX	XXX
2I Brown, Bryce	1/-	XXX
6X Brown, Keenen	2/-	XXX	XXX
24 Brown, LD	3/-	XXX	XXX	XXX	...
1X Bundage, Calvin	4/2	XXX	START	XXX	START
87 Carter, Logan	4/-	XXX	XXX	XXX	XXX
99 Carter, Trey	4/-	XXX	XXX	XXX	XXX
78 Cochran, Aaron	4/4	START	START	START	START
35 Cook, Chance	4/-	XXX	XXX	XXX	XXX
14 Cornelius, T.	2/-	XXX	...	XXX	...
60 Crabtree, Zach	3/3	START	START	START	...
2X Curry, Darius	3/-	XXX	XXX	XXX	...
79 Daniels, Darrión	4/4	START	START	START	START
3 Edison-McGruder	2/2	START	START
47 Ferguson, Tyler	2/-	XXX	XXX
42 Finefeuiaki, S.	4/1	XXX	XXX	START	XXX
31 Flowers, Tre	4/4	START	START	START	START
66 Galea, Lemaefe	3/-	XXX	XXX	XXX	...
76 Galloway, Dylan	4/-	XXX	XXX	XXX	XXX
86 Grant, Triston	2/-	XXX	XXX
4 Green, A.J.	4/4	START	START	START	START
18 Green, Z.	4/-	XXX	XXX	XXX	XXX
16 Harper, Devin	4/-	XXX	XXX	XXX	XXX
25 Harper, Madre	2/-	XXX	XXX
33 Henry, Kevin	1/-	XXX
5 Hill, Justice	4/4	START	START	START	START
59 Hockett, Matt	2/-	XXX	XXX
70 Hughes, Ben	2/-	XXX	XXX
4J Hupp, Luke	1/-	XXX	...
73 Jenkins, Teven	4/1	XXX	XXX	XXX	START
13 Johnson, Tyron	3/-	XXX	XXX	...	XXX
2D Kearse, Malik	3/-	XXX	XXX	XXX	...
75 Keyes, Marcus	4/4	START	START	START	START
27 King, J.D.	4/-	XXX	XXX	XXX	XXX
15 Lacy, Chris	3/3	START	START	START	...
95 Leveni, Vili	4/4	START	START	START	START
71 Lundblade, Brad	4/4	START	START	START	START
1 McCleskey, Jalen	4/3	START	START	XXX	START
2E McKnight, Cole	1/-	XXX
5X Morrow, Jerel	4/-	XXX	XXX	XXX	XXX
92 Murray, Cameron	3/-	XXX	XXX	XXX	...
2H Mwaniki, Thabo	4/1	XXX	START	XXX	XXX
68 Noel, Deionte	2/-	...	XXX	XXX	...
1A Ogbongbemiga	4/-	XXX	XXX	XXX	XXX
91 Osborne, D.	4/4	START	START	START	START
93 Owens, Jarrell	4/-	XXX	XXX	XXX	XXX
8I Parker, Austin	3/-	XXX	XXX	XXX	...
19 Phillips, Justin	4/4	START	START	START	START
38 Redwine-Bryant	2/-	XXX	XXX
57 Reed, Walker	1/-	XXX
7 Richards, Ramon	4/4	START	START	START	START
2 Rudolph, Mason	4/4	START	START	START	START
50 Schneider, Ry	3/-	XXX	XXX	XXX	...
29 Sinor, Zach	4/-	XXX	XXX	XXX	XXX
5F Smith, Enoch	4/-	XXX	XXX	XXX	XXX
17 Stoner, Dillon	4/-	XXX	XXX	XXX	XXX
12 Tucker, Kirk	4/1	XXX	XXX	START	XXX
63 Walkingstick, S.	4/-	XXX	XXX	XXX	XXX
80 Wallace, Tylan	4/-	XXX	XXX	XXX	XXX
82 Walterscheid	4/2	START	XXX	START	XXX
28 Washington, J.	4/4	START	START	START	START
89 Webber, Tralund	4/-	XXX	XXX	XXX	XXX
45 Whitener, Chad	4/4	START	START	START	START
56 Williams, Larry	3/3	START	START	START	...
8 Williams, R.	4/4	START	START	START	START
22 Wilson, Ja'Ron	1/-	XXX
72 Wilson, Johnny	4/1	XXX	XXX	XXX	START
88 Wolf, Landon	4/-	XXX	XXX	XXX	XXX
11 Wudlee, Keondre	1/-	...	XXX