



OKLAHOMA STATE COWBOYS

COMMUNICATIONS CONTACTS: GAVIN LANG (GAVIN.LANG@OKSTATE.EDU) AND SEAN MAGUIRE (SEAN.MAGUIRE@OKSTATE.EDU)

TCU

2:30 p.m. CT | Sept. 23, 2017 | Boone Pickens Stadium (56,790)

TV: ESPN (Steve Levy, Brian Griese, Todd McShay)
In Stillwater: Suddenlink (35/235); DirecTV (206); Dish (140)
In OKC: Cox (29); DirecTV (206); Dish (140)
In Tulsa: Cox (25); Suddenlink (31/231); DirecTV (206); Dish (140)
Radio: Cowboy Radio Network
(Dave Hunziker, John Holcomb & Robert Allen)
Satellite Radio: Sirius (108); XM (199); Internet (953)
Internet Radio: <http://okla.st/osutunein>
Live Stats: okstate.com

OKLAHOMA STATE SCHEDULE/RESULTS

Date	Opponent	Time/Result	TV
8/31	Tulsa	W, 59-24	FS1
9/8	at South Alabama	W, 44-7	ESPN2
9/16	at Pittsburgh	W, 59-21	ESPN
9/23	No. 16/15 TCU	2:30 p.m. CT	ESPN
9/30	at Texas Tech	7 p.m.	FOX
10/14	Baylor	TBA	TBA
10/21	at Texas	TBA	TBA
10/28	at West Virginia	TBA	TBA
11/4	Oklahoma	TBA	TBA
11/11	at Iowa State	TBA	TBA
11/18	Kansas State	TBA	TBA
11/25	Kansas	TBA	TBA
12/2	Big 12 Championship Game	TBA	TBA

TCU SCHEDULE/RESULTS

Date	Opponent	Time/Result
9/2	Jackson State	W, 63-0
9/9	at Arkansas	W, 28-7
9/16	SMU	W, 56-36
9/23	at No. 6/7 Oklahoma State	2:30 p.m. CT
10/7	West Virginia	TBA
10/14	at Kansas State	TBA
10/21	Kansas	TBA
10/28	at Iowa State	TBA
11/4	Texas	TBA
11/11	at Oklahoma	TBA
11/18	at Texas Tech	TBA
11/24	Baylor	11:00 a.m. CT

SERIES CAPSULE

Series History	OSU leads, 15-10-2
In Stillwater	OSU leads, 9-3-0
In Fort Worth	TCU leads, 7-4-2
At Neutral	Series tied, 1-1-0
First Meeting (1915)	OSU 13, TCU 0
Last Meeting (2016)	OSU 31, TCU 6
Last OSU Win (2016)	OSU 31, TCU 6
Last TCU Win (2014)	TCU 42, OSU 9
Gundy vs. TCU	4-1
Patterson vs. OSU	1-4

GAME CAPSULE



No. 16/15 TCU
HORNED FROGS
3-0; 0-0 Big 12

Coach Gary Patterson
Kansas State, 1983
Career: 152-54/17th year
At TCU: Same



No. 6/7 Oklahoma State
COWBOYS
3-0; 0-0 Big 12

Coach Mike Gundy
Oklahoma State, 1990
Career: 107-50/13th year
At Oklahoma State: Same

TEAM STATISTICAL COMPARISON

	TCU		OSU	
Category	FBS Rk	Value	FBS Rk	Value
Total Offense	19	507.3	3	607
Rushing Offense	27	230.3	40	199.7
Passing Offense	40	277	7	407.3
Team Passing Efficiency	10	183.3	6	201.87
Scoring Offense	7	49	4	54
Total Defense	15	265	45	332.7
Rushing Defense	19	92.3	52	129.3
Passing Yards Allowed	34	172.7	53	203.3
Team Passing Efficiency Defense	36	108.55	40	109.11
Scoring Defense	21	14.3	34	17.3
Turnover Margin	78	-0.33	38	0.67
3rd Down Conversion Pct	1	0.658	5	0.564
4th Down Conversion Pct	106	0.2	32	0.667
3rd Down Conversion Pct Defense	18	0.262	95	0.431
4th Down Conversion Pct Defense	46	0.4	84	0.6
Red Zone Offense	65	0.846	58	0.867
Red Zone Defense	9	0.571	15	0.625
Net Punting	126	29.88	54	39.8
Punt Returns	38	10.33	84	4
Kickoff Returns	86	19.11	62	21
First Downs Offense	15	78	13	81
First Downs Defense	21	39	62	55
Fewest Penalties Per Game	87	7.33	20	4.33
Fewest Penalty Yards Per Game	95	68.33	21	35.33
Time of Possession	42	31:49	101	27:17

BIG 12 STANDINGS

Team	Big 12	All
Oklahoma State	0-0	3-0
Oklahoma	0-0	3-0
TCU	0-0	3-0
Texas Tech	0-0	2-0
Iowa State	0-0	2-1
Kansas State	0-0	2-1
West Virginia	0-0	2-1
Kansas	0-0	1-2
Texas	0-0	1-2
Baylor	0-0	0-3



SERIES HISTORY VS. TCU (OSU LEADS 15-10-2)

1915	W	13-0	A
1919	W	14-7	A
1921	W	28-21	H
1922	L	14-22	A
1923	L	6-7	H
1924	L	10-17	A
1925	W	22-7	H
1926	L	0-3	A
1943	L	0-25	N
1944	W	34-0	N
1945	W	25-12	A
1946	W	7-6	H
1947	W	14-7	A
1948	L	14-21	H
1949	T	33-33	A
1950	W	13-7	H
1970	W	34-20	H
1971	T	14-14	A
1990	L	21-31	A
1991	L	21-24	H
1992	L	11-13	A
1993	W	27-22	H
2012	W	36-10	H
2013	W	24-10	H
2014	L	9-42	A
2015	W	49-29	H
2016	W	31-6	A



OKLAHOMA STATE HEAD COACH MIKE GUNDY



MIKE GUNDY

Head Coach | 13th Year | Oklahoma State, 1990

CAREER TRACK

Year	School	Position
1990	Oklahoma State	Receivers
1991-93	Oklahoma State	Quarterbacks
1994-95	Oklahoma State	Offensive Coordinator
1996	Baylor	Quarterbacks/Passing Game Coordinator
1997-2000	Maryland	Quarterbacks/Pass Game Coordinator/Receivers
2001-04	Oklahoma State	Assistant Head Coach/Offensive Coordinator
2005-present	Oklahoma State	Head Coach

OKLAHOMA STATE UNDER MIKE GUNDY

► Since 2010, Oklahoma State has five seasons with at least 10 wins, an outright Big 12 title (2011) and a share of the Big 12 South title (2010). The Cowboys reached the top 10 of the Associated Press poll in 2008, 2009, 2010, 2011, 2013, 2015, 2016 and 2017.

► Four times has Mike Gundy coached the Cowboys to a bowl game now referred to as one of the New Year's Six since 2010. The Pokes appeared in the 2010 Cotton Bowl, the 2012 Fiesta Bowl, the 2014 Cotton Bowl and the 2016 Sugar Bowl.

► Oklahoma State has been ranked in the top 15 of the Associated Press poll in nine of the last 10 seasons and has posted 10-win seasons five of the last seven years. Only once has OSU finished lower than third in the Big 12 since 2009.

► OSU has scored six victories over teams ranked in the Associated Press top 10 since 2008.

► OSU's current streak of 11 straight bowl games is the best in the history of the program.

► 21 Gundy-era Cowboys have been drafted into the NFL, with six of those 21 chosen in the first round.

MOST WINS SINCE 2010

School	Wins
1. Alabama	89
2. Clemson	79
3. Florida St.	78
4. Stanford	77
5. Boise St.	76
Oklahoma	76
Oregon	76
8. Wisconsin	74
9. Northern Ill.	72
10. Oklahoma State	71
LSU	71
12. Michigan State	70
13. Ohio State	69
14. TCU	67
Georgia	67

*2010 adjusted to 0-0 by NCAA

MOST WINS AT CURRENT SCHOOL

(Active coaches only)

1. 204	Bill Snyder, Kansas State	26th year
2. 152	Gary Patterson, TCU	17th year
3. 138	Kirk Ferentz, Iowa	19th year
4. 122	Nick Saban, Alabama	11th year
5. 107	Mike Gundy, Oklahoma State	13th year
107	Kyle Whittingham, Utah	13th year
7. 92	Mark Dantonio, Michigan State	11th year
92	Dabo Swinney, Clemson	10th year

NOTING GUNDY

- 2011 winner of the Paul "Bear" Bryant College Coach of the Year Award and the Eddie Robinson National Coach of the Year Award.
- Finalist for the Eddie Robinson National Coach of the Year Award and the Liberty Mutual National Coach of the Year Award in both 2010 and 2011.
- 2010 Big 12 Coach of the Year.
- 2015 AFCA Region 4 Coach of the Year.

The 10 years

Gundy Era
(2005-pres.)

Before
Gundy
(1995-2004)

Top-25 National Finishes	5	1
Top-20 National Finishes	5	0
Top-15 National Finishes	3	0
Top-10 National Finishes	1	0
Top-5 National Finishes	1	0

Seasons with at least 10 wins	5	0
Seasons with at least nine wins	8	1
Seasons with at least eight wins	9	3

Conference Record	63-39	32-49
Top-3 Finishes in Conf. Standings	7	0

All-Americans	17	4
Conference Player of the Year	6	0
First-Round NFL Draft Picks	6	3

Bowl Appearances	11	4
Bowl Victories	7	1

LONGEST-TENURED COACHES AT THEIR CURRENT SCHOOL (ACTIVE)

1. Bill Snyder, Kansas State	26th year
2. Kirk Ferentz, Iowa	19th year
3. Gary Patterson, TCU	17th year
4. Mike Gundy, Oklahoma State	13th year
Frank Solich, Ohio	13th year
Rick Stockstill, Middle Tennessee	13th year
Kyle Whittingham, Utah	13th year

HEAD COACHES AT THEIR ALMA MATER

Troy Calhoun	Air Force
Scott Satterfield	Appalachian State
Mike Neu	Ball State
Bryan Harsin	Boise State
Kalani Sitake	BYU
John Bonamego	Central Michigan
Jeff Tedford	Fresno State
Kirby Smart	Georgia
Nick Rolovich	Hawaii
Paul Haynes	Kent State
Mark Richt	Miami (Fla.)
Jim Harbaugh	Michigan
Barry Odom	Missouri
Pat Fitzgerald	Northwestern
Mike Gundy	Oklahoma State
David Shaw	Stanford
Kliff Kingsbury	Texas Tech
Matt Wells	Utah State
Sean Kugler	UTEP
Tim Lester	Western Michigan
Paul Chryst	Wisconsin

GUNDY YEAR-BY-YEAR HEAD COACHING RECORD

Year	Overall	Home	Away	Neutral	League Record	Finish
2005	4-7	3-3	1-4	0-0	1-7	6th South
2006	7-6	4-2	1-4	2-0	3-5	5th South
2007	7-6	4-2	2-4	1-0	4-4	3rd South
2008	9-4	6-1	2-2	1-1	5-3	4th South
2009	9-4	6-2	3-1	0-1	6-2	2nd South
2010	11-2	5-2	5-0	1-0	6-2	T1st South
2011	12-1	6-0	5-1	1-0	8-1	1st
2012	8-5	6-1	1-4	1-0	5-4	T3rd
2013	10-3	5-1	4-1	1-1	7-2	T2nd
2014	7-6	4-2	2-3	1-1	4-5	7th
2015	10-3	5-2	5-0	0-1	7-2	2nd
2016	10-3	6-1	3-2	1-0	7-2	T2nd
2017	3-0	1-0	2-0	0-0	0-0	-
Career	107-50	61-19	36-26	10-5	63-39	-



OKLAHOMA STATE DEPTH CHART

OFFENSE

- LT** 78 Aaron Cochran (6-8; 350; Sr; Atwater, CA)
76 Dylan Galloway (6-5; 310; RFr; Dallas, TX)
- LG** 75 Marcus Keyes (6-3; 300; RSo; Port Allen, LA)
72 Johnny Wilson (6-3; 310; RSo; Midland, TX) -or-
66 Lemaefe Galea'i (6-4; 340; RJr; Euless, TX)
- C** 71 Brad Lundblade (6-3; 300; Sr; Argyle, TX)
72 Johnny Wilson (6-3; 310; RSo; Midland, TX)
- RG** 56 Larry Williams (6-4; 330; RSr; Wilmington, NC)
73 Teven Jenkins (6-6; 310; RFr; Topeka, KS)
- RT** 60 Zachary Crabtree (6-7; 310; RSr; Mansfield, TX)
67 Shane Richards (6-8; 325; Sr; Calgary, Alberta)
- WR** 28 James Washington (6-0; 205; Sr; Stamford, TX)
13 Tyron Johnson (6-1; 185; RSo; New Orleans, LA)
- WR** 1 Jalen McCleskey (5-10; 170; Jr; Covington, LA)
17 Dillon Stoner (6-0; 198; RFr; Tulsa, OK)
- WR** 15 Chris Lacy (6-3; 205; Sr; DeSoto, TX) -or-
3 Marcell Ateman (6-4; 220; RSr; Dallas, TX)
- CW*** 41 Britton Abbott (6-2; 255; RJr; Liberal, KS) -or-
42 Sione Finefeuiaki (6-0; 245; Jr; Santa Clara, CA)
6 Keenen Brown (6-3; 250; RJr; Houston, TX)
- RB** 5 Justice Hill (5-10; 185; So; Tulsa, OK)
27 J.D. King (5-11; 205; Fr; Fitzgerald, GA) -or-
24 LD Brown (5-9; 193; RFr; Dallas, TX) -or-
22 Ja'Ron Wilson (5-10; 225; RFr; Euless, TX) -or-
30 Chuba Hubbard (6-1; 190; Fr; Sherwood Park, Alberta)
- QB** 2 Mason Rudolph (6-5; 230; Sr; Rock Hill, SC)
14 Taylor Cornelius (6-6; 225; RJr; Bushland, TX) -or-
11 Keondre Wudtee (6-4; 210; RFr; Bossier City, LA)

*CW - Cowboy Back (a tight end/fullback hybrid)

DEFENSE

- DE** 93 Jarrell Owens (6-3; 265; RJr; Palestine, TX) -or-
95 Vili Leveni (6-4; 280; RSr; Hurst, TX)
- DT** 91 DeQuinton Osborne (6-0; 305; RSr; Grand Prairie, TX) -or-
99 Trey Carter (6-3; 295; RJr; Dallas, TX)
- DT** 79 Darrion Daniels (6-3; 300; Jr; Dallas, TX)
56 Enoch Smith, Jr. (6-2; 295; Jr; Chicago, IL)
- DE** 82 Cole Walterscheid (6-5; 260; RJr; Muenster, TX)
89 Tralund Webber (6-5; 250; Sr; Cameron, TX) -or-
94 Jordan Brailford (6-3; 250; RSo; Tulsa, OK)
- SLB** 3 Kenneth Edison-McGruder (6-0; 220; Jr; Houston, TX) -or-
1 Calvin Bundage (6-2; 205; So; Edmond, OK)
12 Kirk Tucker (6-1; 200; Sr; Tucker, GA)
- MLB** 45 Chad Whitener (6-0; 240; RSr; Mansfield, TX)
9 Gyasi Akem (6-2; 239; Sr; Broken Arrow, OK) -or-
11 Amen Ogbongbemiga (6-0; 225; RFr; Calgary, Alberta)
- WLB** 19 Justin Phillips (6-0; 230; RJr; Pearland, TX)
16 Devin Harper (6-1; 240; RFr; Knoxville, TN)
- CB** 8 Rodarius Williams (6-0; 180; RFr; Shreveport, LA)
6 Adrian Baker (5-11; 180; Sr; Hallandale, FL)
- FS** 31 Tre Flowers (6-3; 200; RSr; Converse, TX)
5 Jerel Morrow (5-10; 205; RSr; Emporia, KS)
- SS** 7 Ramon Richards (5-11; 185; Sr; San Antonio, TX)
18 Za'Carrius Green (5-11; 205; RSo; Duncanville, TX) -or-
2 Darius Curry (6-1; 205; RSr; Flowery Branch, GA)
- CB** 4 A.J. Green (6-1; 180; So; DeSoto, TX)
25 Malik Kearse (6-0; 170; Sr; Miami, FL)

SPECIAL TEAMS

- P** 29 Zach Sinor (5-10; 223; RJr; Castroville, TX)
59 Matt Hockett (6-2; 215; RJr; Norman, OK)
- KO** 49 Matt Ammendola (5-9; 195; RSo; Lansdale, PA)
59 Matt Hockett (6-2; 215; RJr; Norman, OK)
- PK** 49 Matt Ammendola (5-9; 195; RSo; Lansdale, PA) -or-
59 Matt Hockett (6-2; 215; RJr; Norman, OK)
- LS** 63 Sam Walkingstick (5-11; 200; RSo; Sallisaw, OK) -or-
53 Matt Hembrough (6-3; 192; Fr; Lisle, IL)
- H** 29 Zach Sinor (5-10; 223; RJr; Castroville, TX)
17 Dillon Stoner (6-0; 198; RFr; Tulsa, OK)
- PR** 1 Jalen McCleskey (5-10; 170; Jr; Covington, LA)
17 Dillon Stoner (6-0; 198; RFr; Tulsa, OK)
- KR** 13 Tyron Johnson (6-1; 185; RSo; New Orleans, LA)
15 Chris Lacy (6-3; 205; Sr; DeSoto, TX)

PRONUNCIATIONS

- | | | |
|----|-------------------|---------------------------|
| 3 | Marcell Ateman | EIGHT-man |
| 5 | Jerel Morrow | juh-RELL |
| 7 | Ramon Richards | ruh-MOAN |
| 8 | Rodarius Williams | roh-DARE-ee-us |
| 9 | Gyasi Akem | JAH-see uh-KEM |
| 11 | Keondre Wudtee | kee-AWN-dray WOOD-tee |
| 11 | Amen Ogbongbemiga | AY-men |
| | | awg-BONG-beh-MEE-guh |
| 13 | Tyron Johnson | TIE-ruhn |
| 18 | Za'Carrius Green | zuh-CARE-ee-us |
| 22 | Ja'Ron Wilson | JAY-ron |
| 25 | Malik Kearse | muh-LEEK curse |
| 29 | Zach Sinor | SIGH-ner |
| 30 | Chuba Hubbard | CHOO-buh |
| 42 | Sione Finefeuiaki | see-OH-nay |
| | | FEE-nay-FAY-you-ee-AH-kee |
| 45 | Chad Whitener | WHITE-ner |
| 66 | Lemaefe Galea'i | lem-AH-eh-feh naw-LAY-eye |
| 73 | Teven Jenkins | TEV-in |
| 82 | Cole Walterscheid | walter-SHIED (not -SHEED) |
| 89 | Tralund Webber | TRAY-luhnd |
| 90 | Taj Bakari | TAWJH buh-KAR-ee |
| 93 | Jarrell Owens | juh-RELL |
| 95 | Vili Leveni | VILL-ee luh-VEN-ee |

ASSISTANT COACHES AND GAMEDAY LOCATIONS



JOE BOB CLEMENTS
Defensive Line
Fifth Year at Oklahoma State
Gameday Location: Field



DAN HAMMERSCHMIDT
Safeties
Third Year at Oklahoma State
Gameday Location: Press Box



GLENN SPENCER
Defensive Coordinator/Linebackers
10th Year at Oklahoma State
Gameday Location: Press Box



TIM DUFFIE
Cornerbacks
Fifth Year at Oklahoma State
Gameday Location: Field



JOSH HENSON
Offensive Line
Seventh Year at Oklahoma State
Gameday Location: Press Box



JOHN WOZNIAK
Running Backs
First Year at Oklahoma State
Gameday Location: Field



KASEY DUNN
Receivers
Seventh Year at Oklahoma State
Gameday Location: Field



JASON MCENDOO
Cowboy Backs
Third Year at Oklahoma State
Gameday Location: Field



MIKE YURCICH
Offensive Coordinator/Quarterbacks
Fifth Year at Oklahoma State
Gameday Location: Press Box



PLAYER TIDBITS - OFFENSE

Left Tackle		Left Guard		Center		Right Guard		Right Tackle	
78	Aaron Cochran 6-8; 350; Sr; Atwater, CA	75	Marcus Keyes 6-3; 300; RSo; Port Allen, LA	71	Brad Lundblade 6-3; 300; Sr; Argyle, TX	56	Larry Williams 6-4; 330; RSo; Wilmington, NC	60	Zachary Crabtree 6-7; 310; RSo; Mansfield, TX
<ul style="list-style-type: none"> ▶ A graduate transfer from California who played in 28 games and started in 16 during his time with the Golden Bears. Protected a pair of highly-productive QBs in Jared Goff and Davis Webb. ▶ Helped Cal's offense rank among the top 25 nationally in eight categories including fewest tackles for loss allowed and fewest sacks allowed. ▶ Has started every game in 2017. 		<ul style="list-style-type: none"> ▶ Talented returner who started all 13 games at left guard last season. ▶ Redshirted as a true freshman in 2015 and converted to guard during preseason camp in 2016. ▶ The last addition to OSU's 2015 signing class, added the night before signing day. ▶ Father, also named Marcus Keyes, was a defensive lineman for the Chicago Bears in 1996-97. 		<ul style="list-style-type: none"> ▶ 2016 CoSIDA first-team Academic All-American. ▶ One-time walk-on put on scholarship prior to the 2015 season who has started 27 straight. ▶ First-team Academic All-Big 12 and first-team Academic All-District selection by CoSIDA in 2015 and again in 2016. ▶ Serving on the Big 12 SAAC. ▶ Three-time high school state champ in the discus. 		<ul style="list-style-type: none"> ▶ Started the first five games of 2016 before succumbing to injury and returned to action in the Cowboys' win over No. 10 Colorado in the Alamo Bowl. ▶ Was a first team selection on the NJCAA All-America team in junior college. ▶ A standout wrestler in high school who placed seventh in the NCHSAA state tournament at 285 pounds as junior. 		<ul style="list-style-type: none"> ▶ 2016 second-team All-Big 12 by the coaches. ▶ 2014 second-team Academic All-Big 12 selection. ▶ Leads the team in both career starts with 37 and consecutive starts with 32. ▶ The 2015 recipient of the Vernon Grant Award, presented by the OSU coaching staff to players who show outstanding leadership, spirit and enthusiasm. 	
76	Dylan Galloway 6-5; 310; RFr; Dallas, TX	66	Lemaefe Galea'i 6-4; 340; R/Jr; Euless, TX	72	Johnny Wilson 6-3; 310; RSo; Midland, TX	67	Shane Richards 6-8; 325; Sr; Calgary, Alberta, Can.	73	Teven Jenkins 6-6; 310; RFr; Topeka, KS
<ul style="list-style-type: none"> ▶ Showed promise as part of the scout team last season. ▶ Has seen game action this year. 		<p>Pronounced lem-AH-eh-feh naw-LAY-uh-eye</p> <ul style="list-style-type: none"> ▶ Goes by "Junior." 		<ul style="list-style-type: none"> ▶ A capable option at center who's played in every game this year. ▶ Played in three games in 2016. 		<ul style="list-style-type: none"> ▶ Has great size and can play multiple positions on the line. ▶ One of three Canadian Cowboys. 		<ul style="list-style-type: none"> ▶ Saw meaningful playing time vs. Pitt last week. ▶ A young player with a high ceiling. 	

Wide Receiver		Wide Receiver		Wide Receiver		Wide Receiver		Cowboy Back	
28	James Washington 6-0; 205; Sr; Stamford, TX	1	Jalen McCleskey 5-10; 170; Jr; Covington, LA	3	Marcell Ateman 6-4; 220; RSr; Dallas, TX	13	Tyron Johnson 6-1; 185; RSo; New Orleans, LA	41	Britton Abbott 6-2; 255; RJr; Liberal, KS
<ul style="list-style-type: none">▶ Favorite for the Biletnikoff Award and a first team preseason AP All-American.▶ He is the FBS active career leader in receiving touchdowns (29), receiving yards (3,290) and yards per reception (19.9)▶ Needs one touchdown catch to pass Dez Bryant for fourth place in OSU history for career touchdown catches.▶ Fourth on OSU's career rec. yards list with 3,290. Needs 221 to pass Hart Lee Dykes for third.▶ Has caught a pass in 35 straight games dating back to his freshman year, the second longest active streak in the nation.▶ Has 14 career 100-yard receiving games, including three in the last four games.		<ul style="list-style-type: none">▶ Had career highs last week in receiving yards (162) and receiving touchdowns (3).▶ His 13 career rec. TDs are second on the team to Washington.▶ His 73 receptions in 2016 were the most for any Big 12 player returning in 2017.▶ Recorded three 100-yard receiving games last season.▶ Had two games with double-digit catches last season.▶ Has caught a pass in 25 straight games, dating back to Oct. 3, 2015, his freshman season.▶ One of OSU's fastest players.▶ Father, J.J., played for the NFL's Saints and Cardinals.▶ Also a talented punt returner who's returned a punt for a TD.		<ul style="list-style-type: none">▶ Missed last season after a very productive junior season in 2015.▶ Had four catches for 109 yards and a touchdown last week at Pittsburgh.▶ 69-yard TD catch last week.▶ His 13 catches and 3 TD catches are tied for the team lead this year and his 235 rec. yards are second only to Washington.▶ Second on the team with 1,545 career receiving yards.		<p>Pronounced TIE-ruhn</p> <ul style="list-style-type: none">▶ Transferred to OSU from LSU during preseason camp in 2015 and sat out last season per NCAA transfer rules.▶ A five-star prospect coming out of high school who was the No. 2 receiver in the class of 2015.▶ Caught a 44-yard TD on his first target at OSU in week one.▶ Tallied nine catches for 150 yards with two TDs at LSU.		<ul style="list-style-type: none">▶ Came to OSU as a walk-on who started out on the scout team and has now earned a scholarship and a role on Saturdays.▶ A 2016 First Team Academic All-Big 12 selection.▶ Has started every game this season after playing in 12 games last year.▶ Played QB in high school.▶ Son of former New York Giant Cliff Abbott.	
15		Chris Lacy 6-3; 205; Sr; DeSoto, TX		17		Dillon Stoner 6-0; 198; RFr; Tulsa, OK		42	
<ul style="list-style-type: none">▶ A smart receiver with good size and hands who emerged as a significant playmaker last year.				<ul style="list-style-type: none">▶ Career highs last week in receiving yards (100), catches (5), TDs (1) and long reception (54 yards).				<p>Pronounced see-OH-nay FEE-nay-FAY-you-ee-AH-kee</p>	

Running Back	
5	Justice Hill 5-10; 185; So; Tulsa, OK
<ul style="list-style-type: none"> ▶ Ranks third in the Big 12 with three rushing touchdowns, despite not playing in the fourth quarter of any game this season and playing on the No. 7 passing offense in the nation. ▶ Season-high 132 rushing yards vs. Tulsa in the opener - his seventh career game with at least 100 rushing yards, and the fourth time in the last seven games he's rushed for 100 yards. ▶ Has put on 15 pounds of muscle since his freshman year began. ▶ The 2016 FBS freshman rushing champion with 1,142 yards - a total that makes him Oklahoma State's all-time leading freshman rusher. That mark was also the fifth-highest total by a freshman in Big 12 Conference history. ▶ 2016 honors included FWAA Freshman All-America First Team, USA Today Freshman All-America First Team, Big 12 Newcomer of the Year (Associated Press), Big 12 Offensive Freshman of the Year (Coaches) and Second-Team All-Big 12 Team (Coaches). ▶ Last year he became the only freshman in school history to rush for 100 yards in six games. ▶ His 38.5-inch vertical leap is the highest on the team. 	
27	J.D. King 5-11; 205; Fr; Fitzgerald, GA
<ul style="list-style-type: none"> ▶ Rushed for a 71-yard touchdown on his second career carry against Tulsa. ▶ A powerful back who was physically ready for FBS football his first day on campus. ▶ His 194 rushing yards lead all Big 12 freshmen this season and rank seventh overall. 	

Quarterback	
2	Mason Rudolph 6-5; 230; Sr; Rock Hill, SC
<ul style="list-style-type: none"> ▶ A Heisman candidate who has played at a level that matches some of OSU's all-time best QBs. ▶ Has quarterbacked OSU to a 25-6 record as a starter and has led the Cowboys to eight victories in games in which they trailed during the second half. ▶ Oklahoma State's all-time leading passer with 9,849 career passing yards. ▶ Among the NCAA's top-five active career leaders in passing yards per attempt (1st - 9.36), passing yards (2nd - 9,849), total offense (2nd - 9,860), passing yards per game (3rd - 307.8), total offense yds per play (3rd - 8.06), passing attempts (4th - 1,052), passing completions (4th - 665), passing efficiency (4th - 159.14) and total offense per game (5th - 308.1). ▶ Set a school record for passing yards in a half last week, throwing for 423 in the first half with five touchdowns. That was also the most passing yards in a half vs. an FBS opponent since 2013. ▶ Already the owner of no fewer than 15 school records, he is in position to set OSU career records for pass attempts, pass completions and passing touchdowns in the 2017 season and he also has a very real chance to finish his career as the most efficient passer in Oklahoma State history. ▶ Is perhaps OSU's most active player in community service activities. ▶ Marketing major. 	
14	Taylor Cornelius 6-6; 225; R/Jr; Bushland, TX
<ul style="list-style-type: none"> ▶ In his third season as an OSU backup, playing late in six career games. ▶ A former walk-on who was put on scholarship before the start of this season. ▶ Comes from an athletic family that includes 1996 Olympic gold medal swimmer Josh Davis. 	



PLAYER TIDBITS - DEFENSE AND SPECIAL TEAMS

Defensive End 95 Vili Leveni 6-4; 280; R/Sr; Hurst, TX <ul style="list-style-type: none"> ▶ A talented player who is healthy again after missing part of the last two seasons due to injury. ▶ Made a major impact on the defensive line last season with his ability to play inside and outside before an injury sidelined him nine games into the season. ▶ Made his first career start against Texas last season and has started every games this season. 	Defensive Tackle 91 DeQuinton Osborne 6-0; 305; R/Sr; Grand Prairie, TX <ul style="list-style-type: none"> ▶ Fourth in the Big 12 with 2.0 sacks this year, and second among defensive linemen. ▶ Has recorded a sack in back-to-back games vs. USA and Pitt. ▶ Intercepted a pass at Kansas last season and returned it 27 yards just short of the endzone for one of OSU's most memorable plays of the season. ▶ A first team NJCAA All-American during his time at Kilgore JC. 	Defensive Tackle 79 Darrion Daniels 6-3; 300; Jr; Dallas, TX <ul style="list-style-type: none"> ▶ Has stepped into the starting role after contributing on the OSU defensive line in each of his first two seasons. ▶ Has played in every game since his arrival on OSU's campus. ▶ Recorded 15 tackles last season to rank third among OSU's interior defensive linemen. ▶ Blocked an extra point against Texas last season. ▶ Batted a pass vs. S. Alabama. 	Defensive End 82 Cole Walterscheid 6-5; 260; R/Jr; Muenster, TX Pronounced walter-SHIED <ul style="list-style-type: none"> ▶ Grew from 210 lbs. to 242 lbs. in his first year in the OSU program. ▶ Has started 15 games since the start of the 2016 season. ▶ Set career highs with four tackles for loss, two sacks and a QB hurry in OSU's 2016 win over Pittsburgh. ▶ Missed most of his freshman year to injury, but came back as a regular starter his soph. year.
93 Jarrell Owens 6-3; 265; R/Jr; Palestine, TX Pronounced juh-RELL <ul style="list-style-type: none"> ▶ Effective off the edge and was a regular starter as a sophomore. 	99 Trey Carter 6-3; 295; R/Jr; Dallas, TX <ul style="list-style-type: none"> ▶ Gifted pass rusher who has the ability to be disruptive in opposing backfields. 	56 Enoch Smith, Jr. 6-2; 295; Jr; Chicago, IL <ul style="list-style-type: none"> ▶ A big defensive tackle who began his career at Michigan State and did not play last year. 	89 Tralund Webber 6-5; 250; Sr; Cameron, TX Pronounced TRAY-luhnd <ul style="list-style-type: none"> ▶ One of the most productive DEs in the Big 12 during 2016.

Cornerback 8 Rodarius Williams 6-0; 180; R/Fr; Shreveport, LA Pronounced roh-DARE-ee-us <ul style="list-style-type: none"> ▶ A young, talented player who had a productive offseason. ▶ Redshirted last season. ▶ A Louisiana all-state selection in high school after grabbing four interceptions with two pick-sixes as a senior. ▶ Was also a standout on the basketball court and the track. ▶ His brother, Andreaez Williams, plays cornerback for LSU. 	Star Linebacker 3 Kenneth Edison-McGruder 6-0; 220; Jr; Houston, TX <ul style="list-style-type: none"> ▶ Had an 82-yard fumble return for a score vs. Tulsa - OSU's fourth-longest in school history and the longest since a 93-yard return by T. Robinson at Kansas in 2002. ▶ Started his career as a safety, but moved to OSU's "star" linebacker position at the end of the 2016 season. ▶ Played in all 13 games last season. ▶ Recorded seven tackles vs. UTSA as a freshman in 2015. 	Mike Linebacker 45 Chad Whitener 6-0; 240; R/Sr; Mansfield, TX Pronounced WHITE-ner <ul style="list-style-type: none"> ▶ His 177 career tackles rank second on the team and seventh among all Big 12 players. ▶ His 23 career starts rank third on the OSU defense. ▶ Native Texan who started his career at Cal in 2013 before transferring in the 2014 summer. ▶ Earned national defensive player of the week honors after snagging two interceptions vs. TCU in 2015. 	Will Linebacker 19 Justin Phillips 6-0; 230; R/Jr; Pearland, TX <ul style="list-style-type: none"> ▶ His 42 tackles last season led all OSU underclassmen. ▶ Has returned an interception for a touchdown in back-to-back games, one for 25 yards at USA and another for 10 yards at Pitt. ▶ Played in all 13 games last year and started against Texas Tech and Oklahoma. ▶ Had a career day in OSU's win over Texas Tech in 2016, recording a game-high 14 tackles. 	Cornerback 4 A.J. Green 6-1; 180; So; DeSoto, TX <ul style="list-style-type: none"> ▶ A young cornerback who had a productive fall camp this year. ▶ Has started every game in 2017. ▶ Leads all of OSU's cornerbacks with seven tackles on the season. ▶ Career-high 5.0 tackles vs. Tulsa. ▶ Played in nine games in 2016, including the last eight of the season. ▶ Part of an athletic family with three cousins playing NCAA DI sports and another in the WNBA.
6 Adrian Baker 5-11; 180; Sr; Hallandale, FL <ul style="list-style-type: none"> ▶ A graduate transfer who came to Oklahoma State from Clemson. ▶ 5 tackles and a PBU in 2 games. 	1 Calvin Bundage 6-2; 205; So; Edmond, OK <ul style="list-style-type: none"> ▶ A fast, hard-hitting linebacker who led all Cowboy true freshmen with 13 tackles in 2016. 	9 Gyasi Akem 6-2; 239; Sr; Broken Arrow, OK <ul style="list-style-type: none"> ▶ Primarily a special teams player who saw an increased role on defense at the end of last year. 	16 Devin Harper 6-1; 240; R/Fr; Knoxville, TN <ul style="list-style-type: none"> ▶ Has played in all three games for the Cowboy defense this year, recording three tackles. 	25 Malik Kearse 6-0; 170; Sr; Miami, FL <ul style="list-style-type: none"> ▶ Played in one game in 2016 and had a good fall camp this year. ▶ Started career at Fort Scott CC.

Strong Safety 7 Ramon Richards 5-11; 185; Sr; San Antonio, TX Pronounced ruh-MOAN <ul style="list-style-type: none"> ▶ One of OSU fans' most beloved off-the-field personalities. ▶ Started 23 career games at cornerback before moving to safety for his senior season. ▶ Tied for the team lead with three interceptions last year. ▶ A converted high school QB who started 9 games at cornerback as a true freshman in 2014. ▶ Had offers from both Harvard and Yale out of high school. 	Free Safety 31 Tre Flowers 6-3; 198; R/Sr; Converse, TX <ul style="list-style-type: none"> ▶ Leads the team with 215 career tackles - third in the Big 12. ▶ Played strong safety until 2017. ▶ A second team All-Big 12 selection last year who ranks second on the team and first on the defense with 34 career starts. ▶ Two-sport athlete who's competed as a long jumper at OSU. ▶ Second team Academic All-Big 12 honoree in 2015. ▶ His uncle, Erik Flowers, played seven seasons in the NFL. 	Kicker 49 Matt Ammendola 5-9; 195; R/So; Lansdale, PA <ul style="list-style-type: none"> ▶ Leads the Big 12 and ranks fifth in FBS with 36 pts this season. ▶ Made a 53-yard FG at USA. ▶ Big 12 Week 2 Special Teams Player of the Week. ▶ A walk-on who made a 53-yard field goal vs. Central Michigan last year. 	Kickoff Return 13 Tyron Johnson 6-1; 185; R/So; New Orleans, LA <ul style="list-style-type: none"> ▶ A speedy returner with the ability to make people miss. ▶ Returned a kickoff 29 yards in his only opportunity this year. ▶ Transferred to OSU from LSU during preseason camp in 2015 and sat out last season per NCAA transfer rules. ▶ Rated as a five-star prospect by Rivals coming out of high school and was considered the No. 2 receiver in the class of 2015. 	Punt Return 1 Jalen McCleskey 5-10; 170; Jr; Covington, LA <ul style="list-style-type: none"> ▶ One of OSU's fastest players ▶ A talented returner who returned a punt for a career-best 67 yards and a touchdown as a true freshman at Texas Tech in 2015. ▶ Handled the majority of OSU punt returns as a freshman, but had seven returns last season. Has taken over as OSU's main returner again in 2017. ▶ Father, J.J., played for the NFL's Saints and Cardinals.
18 Za'Carrius Green 5-11; 205; R/So; Duncanville, TX <ul style="list-style-type: none"> ▶ A developing safety who has competed on special teams. ▶ Played in five games last year. 	5 Jerel Morrow 6-3; 198; R/Sr; Converse, TX <ul style="list-style-type: none"> ▶ A career special teams contributor who plays on defense in 2017. ▶ Recovered a fumble vs. Tulsa. 	Punter 29 Zach Sinor 5-10; 223; R/Jr; Castroville, TX Pronounced SIGH-ner <ul style="list-style-type: none"> ▶ A legitimate Ray Guy Award contender who was the nation's best in 2016 at pinning opponents inside their own 20 (62.5%). ▶ Has started as OSU's punter since his first game as a freshman in 2015. 	15 Chris Lacy 6-3; 205; Sr; DeSoto, TX <ul style="list-style-type: none"> ▶ Returned two kickoffs last season for 51 yards. ▶ 2016 team leadership award. 	17 Dillon Stoner 6-0; 198; R/Fr; Tulsa, OK <ul style="list-style-type: none"> ▶ Returned a kickoff 23 yards vs. Tulsa. ▶ Missed most of 2016 to injury.



NUMERICAL ROSTER

No.	Name	Pos.	Ht.	Wt.	Exp.	Hometown/Previous School	No.	Name	Pos.	Ht.	Wt.	Exp.	Hometown/Previous School
1	Calvin Bundage	LB	6-2	205	So-1L	Edmond, OK/Santa Fe	52	Tanner Morgan	LS	6-1	235	So-1L	Ankeny, IA/Centennial
1	Jalen McCleskey	WR	5-10	170	Jr-2L	Covington, LA/St. Paul's	53	Matt Hembrough	LS	6-3	192	Fr.	Lisle, IL / Benet
2	Darius Curry	S	6-1	205	RSr-2L	Flowery Branch, GA/Flowery Branch	54	Latu Maile	DT	6-1	305	So-TR	Euless, TX/Trinity/Tyler JC
2	Mason Rudolph	QB	6-5	230	Sr-2L	Rock Hill, SC/ Northwestern	56	Enoch Smith, Jr.	DT	6-2	295	Jr-TR	Chicago, IL/Mount Carmel/
3	Marcell Ateman	WR	6-4	220	RSr-3L	Dallas, TX/Wylie East							Michigan State/Kennedy-King College
3	Kenneth Edison-McGruder	LB	6-0	220	Jr-2L	Houston, TX/Taylor	56	Larry Williams	OL	6-4	330	RSr-1L	Wilmington, NC/Laney/
4	A.J. Green	CB	6-1	180	So-1L	DeSoto, TX/DeSoto							East Carolina/Hutchinson CC
4	Tracin Wallace	QB	6-0	175	Fr-HS	Fort Worth, TX/South Hills	57	Walker Reed	OL	6-6	350	RFr-RS	Norman, OK/North
5	Justice Hill	RB	5-10	185	So-1L	Tulsa, OK/Booker T. Washington	58	Brett Wilson	OL	6-2	275	RSo-Sq	Cashion, OK/Cashion
5	Jerel Morrow	S	5-10	205	RSr-3L	Emporia, KS/Emporia	59	Matt Hockett	P	6-2	215	RJR-Sq	Norman, OK/Norman
6	Adrian Baker	CB	5-11	180	Sr-TR	Hallandale, FL/Chaminade-Madonna/	60	Zachary Crabtree	OL	6-7	310	RSr-3L	Mansfield, TX/Mansfield
						Clemson	62	Jacob Clark	OL	6-3	280	RFr-RS	Rogers, AR/Bentonville
6	Keenen Brown	CW	6-3	250	RJR-1L	Houston, TX/Alief Taylor	63	Sam Walkingstick	LS	5-11	200	RSo-1L	Sallisaw, OK/Sallisaw
7	Ramon Richards	S	5-11	185	Sr-3L	San Antonio, TX/Brackenridge	65	Matt McClurg	OL	6-5	323	Fr-HS	Centennial, CO/Heritage
8	Braydon Johnson	WR	6-1	185	Fr-HS	Arlington, TX/Bowie	66	Lemaefe Galea'i	OL	6-4	340	RJR-1L	Euleess, TX/Trinity
8	Rodarius Williams	CB	6-0	180	RFR-RS	Shreveport, LA/Calvary Baptist	67	Shane Richards	OL	6-8	325	Sr-Sq	Calgary, Alberta, Canada/
9	Gyasi Akem	LB	6-2	239	Sr-3L	Broken Arrow, OK/Broken Arrow							New Mexico Military
9	John Kolar	QB	6-4	200	RSo-Sq	Norman, OK/Norman North	68	Deionte Noel	OL	6-2	325	RJR-Sq	Cibolo, TX/Steele
10	Tyrell Alexander	WR	6-1	180	RFR-RS	Lancaster, TX/Lancaster	69	Bailey Wilhite	OL	6-3	292	Fr.	Rowlett, TX / Rowlett
11	Keondre Wudtee	QB	6-4	210	RFR-RS	Bossier City, LA/Parkway	70	Ben Hughes	DT	6-1	325	RSr-Sq	Waco, TX/University
11	Amen Ogbongbemiga	LB	6-0	225	RFR-RS	Calgary, Alberta, Canada/Notre Dame HS	71	Brad Lundblade	OL	6-3	300	Sr-3L	Argyle, TX/Liberty Christian
12	Kirk Tucker	LB	6-1	200	Sr-3L	Tucker, GA/Tucker	72	Johnny Wilson	OL	6-3	310	RSo-Sq	Midland, TX/Midland Christian
12	Ryan Sherry	QB	6-4	205	Fr-HS	Holdenville, OK/Holdenville	73	Teven Jenkins	OL	6-6	310	RFR-RS	Topeka, KS/Topeka
13	Tyron Johnson	WR	6-1	185	RSo-TR	New Orleans, LA/Warren Easton/LSU	74	Larry Joubert	OL	6-4	290	Jr-TR	Oklahoma City, OK/Douglass/NEO A&M JC
13	Lamarcus Morton	CB	6-1	165	Fr-HS	Gilmer, TX/Gilmer	75	Marcus Keyes	OL	6-3	300	RSo-1L	Port Allen, LA/Port Allen
14	Bryce Balous	CB	5-11	185	RSo-Sq	McKinney, TX/North	76	Dylan Galloway	OL	6-5	310	RFR-RS	Dallas, TX/Coppell
14	Taylor Cornelius	QB	6-6	225	RJR-Sq	Bushland, TX/Bushland	77	Tyler Moore	OL	6-4	310	Jr-TR	Galena Park, TX/North Shore/Minnesota
15	Chris Lacy	WR	6-3	205	Sr-3L	DeSoto, TX/DeSoto	78	Aaron Cochran	OL	6-8	350	Sr-TR	Atwater, CA/Buhach Colony/California
16	Devin Harper	LB	6-1	240	RFR-RS	Knoxville, TN/Karns	79	Darrion Daniels	DT	6-3	300	Jr-2L	Dallas, TX/Bishop Dunne
17	Dillon Stoner	WR	6-0	198	RFR-RS	Tulsa, OK/Jenks	79	Matt Kegel	OL	6-5	295	RFR-RS	Chaska, MN/Chaska
18	Za'Carrius Green	S	5-11	205	RSo-Sq	Duncanville, TX/Duncanville	80	Tylan Wallace	WR	6-0	185	Fr-HS	Fort Worth, TX/South Hills
18	Jelani Woods	QB	6-7	235	Fr-HS	Ellenwood, GA/Cedar Grove	81	LC Greenwood	WR	6-3	210	Fr-HS	Garland, TX/Lakeview Centennial
19	Jovi Muñoz	K	5-8	173	Fr-HS	Arlington, TX/Mansfield Summit	82	Cole Walterscheid	DE	6-5	260	RJR-1L	Muenster, TX/Muenster
19	Justin Phillips	LB	6-0	230	RJR-2L	Pearland, TX/Pearland	83	Korie Frausto	WR	6-0	187	RFR-HS	Wichita, KS/Maize South/Army
20	Malcolm Rodriguez	S	6-0	205	Fr-HS	Wagoner, OK/Wagoner	84	Dayton Metcalf	CW	6-4	215	RFR-RS	Hooker, OK/Hooker
22	Ja'Ron Wilson	RB	5-10	225	RFR-RS	Euleess, TX/Trinity	85	Patrick McKaufman	WR	6-6	190	So-TR	Oklahoma City, OK/Douglass, NEO A&M JC
22	Tacheed Karim	CB	5-11	165	Fr-HS	Oklahoma City, OK/Putnam City North	86	Triston Grant	DE	6-4	235	RFR-RS	Owasso, OK/Owasso
23	Trey Sterling	S	6-1	195	Fr-HS	Sunnyvale, TX/Sunnyvale	86	Baron Odom	CW	6-5	225	Fr-HS	Wynnewood, OK/Wynnewood
24	LD Brown	RB	5-9	193	RFR-RS	Dallas, TX/DeSoto	87	Logan Carter	CW	6-4	245	RFR-RS	Henrietta, TX/Henrietta
25	Malik Kearse	CB	6-0	170	Sr-Sq	Miami, FL/Pace/Fort Scott CC	88	Landon Wolf	WR	5-11	170	RFR-RS	Tulsa, OK/East Central
25	Cole McKnight	WR	5-11	180	RSr-Sq	Cushing, OK/Cushing	89	Austin Parker	WR	6-1	195	RJR-Sq	Grapevine, TX/Grapevine/SE Okla. State
26	Anthony Love	WR	6-4	192	Fr-HS	Lawton, OK/MacArthur	89	Tralund Webber	DE	6-5	250	Sr-1L	Cameron, TX/Yoe/Blinn JC
27	J.D. King	RB	5-11	205	Fr-HS	Fitzgerald, GA/Fitzgerald	90	Taaj Bakari	DT	6-1	305	RSo-Sq	Mansfield, TX/Legacy
28	Thabo Mwaniki	S	5-11	185	Fr-HS	Denton, TX/Guyer	91	DeQuinton Osborne	DT	6-0	305	RSr-1L	Grand Prairie, TX/South Grand Prairie
28	James Washington	WR	6-0	205	Sr-3L	Stamford, TX/Stamford							Kilgore JC
29	Bryce Brown	CB	5-9	180	RSo-Sq	Denton, TX/Guyer	92	Cameron Murray	DT	6-2	290	RFR-RS	Bryant, AR/Bryant
29	Zach Sinor	P	5-10	223	RJR-2L	Castroville, TX/Medina Valley	93	Jarrell Owens	DE	6-3	265	RJR-2L	Palestine, TX/Palestine
30	Chuba Hubbard	RB	6-1	190	Fr-HS	Sherwood Park, Alberta, Canada/Bev Facey	94	Jordan Brailford	DE	6-3	250	RSo-1L	Tulsa, OK/Booker T. Washington
31	Tre Flowers	S	6-3	200	RSr-3L	Converse, TX/Judson	95	Vili Leveni	DE	6-4	280	RSr-2L	Hurst, TX/L.D. Bell
32	Kris McCune	CB	6-2	200	Fr-HS	Forney, TX/Dallas Christian	98	Brendon Evers	DT	6-2	290	Fr-HS	Bixby, OK/Bixby
33	Kevin Henry	LB	6-0	230	RSo-1L	Baton Rouge, LA/Central	99	Trey Carter	DT	6-3	295	RJR-1L	Dallas, TX/Pinkston
35	Chance Cook	S	6-0	190	So-1L	Canadian, TX/Canadian							
36	Rhett Boles	WR	5-11	185	Fr-HS	Tuttle, OK/Tuttle							
37	Javarus Barksdale-Blair	CB	6-0	175	RFR-RS	Lexington, KY/Lafayette							
38	Philip Redwine-Bryant	S	6-2	215	RSo-Sq	Harker Heights, TX/Academy							
38	Gunner Hudson	WR	5-10	180	Fr-HS	Afton, OK/Afton							
39	Jake McClure	P	6-3	195	Fr-HS	Chattanooga, TN/East Hamilton							
40	Luke Hupp	CW	5-10	270	RJR-Sq	Louisburg, KS/Louisburg/Fort Scott CC							
40	Brock Martin	DE	6-4	235	Fr-HS	Oologah, OK/Oologah							
41	Britton Abbott	CW	6-2	255	RJR-1L	Liberal, KS/Liberal							
42	Sione Finefeuiaki	CW	6-0	245	Jr-TR	Santa Clara, CA/Wilcox/							
						College of San Mateo							
44	Patrick Macon	LB	6-3	240	Jr-TR	Memphis, TN/Millington Central/							
						Arizona Western CC							
44	Ethan Garner	CW	6-6	255	Fr-HS	Owasso, OK/Owasso							
45	Chad Whitener	LB	6-0	240	RSr-2L	Mansfield, TX/Mansfield/California							
46	Mike Coats	LB	6-1	228	Fr.	Edmond, OK / Santa Fe							
47	Tyler Ferguson	CW	6-2	260	RJR-Sq	McKinney, TX/Boyd							
48	Dawson Bassett	CW	6-4	245	RSr-2L	Tuttle, OK/Tuttle							
49	Matt Ammendola	K	5-9	195	RSo-1L	Lansdale, PA/North Penn							
50	Ry Schneider	OL	6-3	325	RFR-RS	Minco, OK/Minco							
51	Arlington Hambricht	OL	6-5	305	Jr-TR	Ypsilanti, MI/Belleville/Garden City CC							

PRONUNCIATIONS					
3	Marcell Ateman	EIGHT-man	29	Zach Sinor	SIGH-ner
4	Tracin Wallace	TRAY-sin	30	Chuba Hubbard	CHOO-buh
5	Jerel Morrow	juh-RELL	31	Tre Flowers	TRAY
7	Ramon Richards	ruh-MOAN	42	Sione Finefeuiaki	see-OH-nay
8	Braydon Johnson	BRAY-din			FEE-nay-FAY-you-
8	Rodarius Williams	roh-DARE-ee-us			wee-AH-kee
9	Gyasi Akem	JAH-see AH-kem	45	Chad Whitener	WHITE-ner
9	John Kolar	KOE-larr	54	Latu Maile	LAH-too MY-lay
11	Amen Ogbongbemiga	AY-men	66	Lemaefe Galea'i	lem-AH-eh-feh
		awg-BONG-beh-MEE-guh			naw-LAY-uh-eye
11	Keondre Wudtee	kee-AWN-dray WOOD-tee	73	Teven Jenkins	TEV-in
13	Tyron Johnson	TIE-ruhn	74	Larry Joubert	joe-BARE
14	Bryce Balous	(rhymes with "malice")	82	Cole Walterscheid	walter-SHIED
18	Za'Carrius Green	zuh-CARE-ee-us			(not walter-SHEED)
18	Jelani Woods	jay-LAWN-ee	89	Tralund Webber	TRAY-luhnd
22	Ja'Ron Wilson	JAY-ron	90	Taaj Bakari	TAWJH buh-KAR-ee
25	Malik Kearse	muh-LEEK curse	93	Jarrell Owens	juh-RELL
28	Thabo Mwaniki	TAW-bo MWAH-nee-kee	95	Vili Leveni	VILL-ee luh-VEN-ee

PRONUNCIATIONS

3	Marcell Ateman	EIGHT-man	29	Zach Sinor	SIGH-ner
4	Tracin Wallace	TRAY-sin	30	Chuba Hubbard	CHOO-buh
5	Jerel Morrow	juh-RELL	31	Tre Flowers	TRAY
7	Ramon Richards	ruh-MOAN	42	Sione Finefeuiaki	see-OH-nay
8	Braydon Johnson	BRAY-din			FEE-nay-FAY-you-
8	Rodarius Williams	roh-DARE-ee-us			wee-AH-kee
9	Gyasi Akem	JAH-see AH-kem	45	Chad Whitener	WHITE-ner
9	John Kolar	KOE-larr	54	Latu Maile	LAH-too MY-lay
11	Amen Ogbongbemiga	AY-men	66	Lemaefe Galea'i	lem-AH-eh-feh
		awg-BONG-beh-MEE-guh			naw-LAY-uh-eye
11	Keondre Wudtee	kee-AWN-dray WOOD-tee	73	Teven Jenkins	TEV-in
13	Tyron Johnson	TIE-ruhn	74	Larry Joubert	joe-BARE
14	Bryce Balous	(rhymes with "malice")	82	Cole Walterscheid	walter-SHIED
18	Za'Carrius Green	zuh-CARE-ee-us			(not walter-SHEED)
18	Jelani Woods	jay-LAWN-ee	89	Tralund Webber	TRAY-luhnd
22	Ja'Ron Wilson	JAY-ron	90	Taaj Bakari	TAWJH buh-KAR-ee
25	Malik Kearse	muh-LEEK curse	93	Jarrell Owens	juh-RELL
28	Thabo Mwaniki	TAW-bo MWAH-nee-kee	95	Vili Leveni	VILL-ee luh-VEN-ee



ALPHABETICAL ROSTER

No.	Name	Pos.	Ht.	Wt.	Exp.	Hometown/Previous School	No.	Name	Pos.	Ht.	Wt.	Exp.	Hometown/Previous School
41	Britton Abbott	CW	6-2	255	RJr-1L	Liberal, KS/Liberal	32	Kris McCune	CB	6-2	200	Fr-HS	Forney, TX/Dallas Christian
9	Gyasi Akem	LB	6-2	239	Sr-3L	Broken Arrow, OK/Broken Arrow	85	Patrick McKaufman	WR	6-6	190	So-TR	Oklahoma City, OK/Douglass, NEO A&M JC
10	Tyrell Alexander	WR	6-1	180	RFr-RS	Lancaster, TX/Lancaster	25	Cole McKnight	WR	5-11	180	RSr-Sq	Cushing, OK/Cushing
49	Matt Ammendola	K	5-9	195	RSO-1L	Lansdale, PA/North Penn	84	Dayton Metcalf	CW	6-4	215	RFr-RS	Hooker, OK/Hooker
3	Marcell Ateman	WR	6-4	220	RSr-3L	Dallas, TX/Wylie East	77	Tyler Moore	OL	6-4	310	Jr-TR	Galena Park, TX/North Shore/Minnesota
90	Taaj Bakari	DT	6-1	305	RSO-Sq	Mansfield, TX/Legacy	52	Tanner Morgan	LS	6-1	235	So-1L	Ankeny, IA/Centennial
6	Adrian Baker	CB	5-11	180	Sr-TR	Hallandale, FL/Chaminade-Madonna/ Clemson	5	Jerel Morrow	S	5-10	205	RSr-3L	Emporia, KS/Emporia
14	Bryce Balous	CB	5-11	185	RSO-Sq	McKinney, TX/North	13	Lamarcus Morton	CB	6-1	165	Fr-HS	Gilmer, TX/Gilmer
37	Javarus Barksdale-Blair	CB	6-0	175	RFr-RS	Lexington, KY/Lafayette	19	Jovi Muñoz	K	5-8	173	Fr-HS	Arlington, TX/Mansfield Summit
48	Dawson Bassett	CW	6-4	245	RSr-2L	Tuttle, OK/Tuttle	92	Cameron Murray	DT	6-2	290	RFr-RS	Bryant, AR/Bryant
36	Rhett Boles	WR	5-11	185	Fr-HS	Tuttle, OK/Tuttle	28	Thabo Mwaniki	S	5-11	185	Fr-HS	Denton, TX/Guyer
94	Jordan Brailford	DE	6-3	250	RSO-1L	Tulsa, OK/Booker T. Washington	68	Deionte Noel	OL	6-2	325	RJr-Sq	Cibola, TX/Steele
6	Keenen Brown	CW	6-3	250	RJr-1L	Houston, TX/Alief Taylor	86	Baron Odom	CW	6-5	225	Fr-HS	Wynnewood, OK/Wynnewood
24	LD Brown	RB	5-9	193	RFr-RS	Dallas, TX/DeSoto	11	Amen Ogbongbemiga	LB	6-0	225	RFr-RS	Calgary, Alberta, Canada/Notre Dame HS
29	Bryce Brown	CB	5-9	180	RSO-Sq	Denton, TX/Guyer	91	DeQuinton Osborne	DT	6-0	305	RSr-1L	Grand Prairie, TX/South Grand Prairie/ Kilgore JC
1	Calvin Bundage	LB	6-2	205	So-1L	Edmond, OK/Santa Fe	93	Jarrell Owens	DE	6-3	265	RJr-2L	Palestine, TX/Palestine
87	Logan Carter	CW	6-4	245	RFr-RS	Henrietta, TX/Henrietta	89	Austin Parker	WR	6-1	195	RJr-Sq	Grapevine, TX/Grapevine/SE Okla. State
99	Trey Carter	DT	6-3	295	RJr-1L	Dallas, TX/Pinkston	19	Justin Phillips	LB	6-0	230	RJr-2L	Pearland, TX/Pearland
62	Jacob Clark	OL	6-3	280	RFr-RS	Rogers, AR/Bentonville	38	Philip Redwine-Bryant	S	6-2	215	RSO-Sq	Harker Heights, TX/Academy
46	Mike Coats	LB	6-1	228	Fr	Edmond, OK / Santa Fe	57	Walker Reed	OL	6-6	350	RFr-RS	Norman, OK/North
78	Aaron Cochran	OL	6-8	350	Sr-TR	Atwater, CA/Buhach Colony/California	7	Ramon Richards	S	5-11	185	Sr-3L	San Antonio, TX/Brackenridge
35	Chance Cook	S	6-0	190	So-1L	Canadian, TX/Canadian	67	Shane Richards	OL	6-8	325	Sr-Sq	Calgary, Alberta, Canada/ New Mexico Military
14	Taylor Cornelius	QB	6-6	225	RJr-Sq	Bushland, TX/Bushland	20	Malcolm Rodriguez	S	6-0	205	Fr-HS	Wagoner, OK/Wagoner
60	Zachary Crabtree	OL	6-7	310	RSr-3L	Mansfield, TX/Mansfield	2	Mason Rudolph	QB	6-5	230	Sr-2L	Rock Hill, SC/ Northwestern
2	Darius Curry	S	6-1	205	RSr-2L	Flowery Branch, GA/Flowery Branch	50	Ry Schneider	OL	6-3	325	RFr-RS	Minco, OK/Minco
79	Darion Daniels	DT	6-3	300	Jr-2L	Dallas, TX/Bishop Dunne	12	Ryan Sherry	QB	6-4	205	Fr-HS	Holdenville, OK/Holdenville
3	Kenneth Edison-McGruder	LB	6-0	220	Jr-2L	Houston, TX/Taylor	29	Zach Sinor	P	5-10	223	RJr-2L	Castroville, TX/Medina Valley
98	Brendon Evers	DT	6-2	290	Fr-HS	Bixby, OK/Bixby	56	Enoch Smith, Jr.	DT	6-2	295	Jr-TR	Chicago, IL/Mount Carmel/ Michigan State/Kennedy-King College
47	Tyler Ferguson	CW	6-2	260	RJr-Sq	McKinney, TX/Boyd	23	Trey Sterling	S	6-1	195	Fr-HS	Sunnyvale, TX/Sunnyvale
42	Sione Finefeuiaki	CW	6-0	245	Jr-TR	Santa Clara, CA/Wilcox/ College of San Mateo	17	Dillon Stoner	WR	6-0	198	RFr-RS	Tulsa, OK/Jenks
31	Tre Flowers	S	6-3	200	RSr-3L	Converse, TX/Judson	12	Kirk Tucker	LB	6-1	200	Sr-3L	Tucker, GA/Tucker
83	Korie Frausto	WR	6-0	187	RFr-HS	Wichita, KS/Maize South/Army	63	Sam Walkingstick	LS	5-11	200	RSO-1L	Salinas, OK/Salisaw
66	Lemaefe Galea'i	OL	6-4	340	RJr-1L	Eules, TX/Trinity	4	Tracin Wallace	QB	6-0	175	Fr-HS	Fort Worth, TX/South Hills
76	Dylan Galloway	OL	6-5	310	RFr-RS	Dallas, TX/Coppell	80	Tylan Wallace	WR	6-0	185	Fr-HS	Fort Worth, TX/South Hills
44	Ethan Garner	CW	6-6	255	Fr-HS	Owasso, OK/Owasso	82	Cole Walterscheid	DE	6-5	260	RJr-1L	Muenster, TX/Muenster
86	Triston Grant	DE	6-4	235	RFr-RS	Owasso, OK/Owasso	28	James Washington	WR	6-0	205	Sr-3L	Stamford, TX/Stamford
4	A.J. Green	CB	6-1	180	So-1L	DeSoto, TX/DeSoto	89	Tralund Webber	DE	6-5	250	Sr-1L	Cameron, TX/Yoe/Blinn JC
18	Za'Carrius Green	S	5-11	205	RSO-Sq	Duncanville, TX/Duncanville	45	Chad Whitener	LB	6-0	240	RSr-2L	Mansfield, TX/Mansfield/California
81	LC Greenwood	WR	6-3	210	Fr-HS	Garland, TX/Lakeview Centennial	69	Bailey Wilhite	OL	6-3	292	Fr	Rowlett, TX / Rowlett
51	Arlington Hambricht	OL	6-5	305	Jr-TR	Ypsilanti, MI/Belleville/Garden City CC	56	Larry Williams	OL	6-4	330	RSr-1L	Wilmington, NC/Laney/ East Carolina/Hutchinson CC
16	Devin Harper	LB	6-1	240	RFr-RS	Knoxville, TN/Karns	8	Rodarius Williams	CB	6-0	180	RFr-RS	Shreveport, LA/Calvary Baptist
53	Matt Hembrough	LS	6-3	192	Fr	Lisle, IL / Benet	58	Brett Wilson	OL	6-2	275	RSO-Sq	Cashion, OK/Cashion
33	Kevin Henry	LB	6-0	230	RSO-1L	Baton Rouge, LA/Central	22	Ja'Ron Wilson	RB	5-10	225	RFr-RS	Eules, TX/Trinity
5	Justice Hill	RB	5-10	185	So-1L	Tulsa, OK/Booker T. Washington	72	Johnny Wilson	OL	6-3	310	RSO-Sq	Midland, TX/Midland Christian
59	Matt Hockett	P	6-2	215	RJr-Sq	Norman, OK/Norman	88	Landon Wolf	WR	5-11	170	RFr-RS	Tulsa, OK/East Central
38	Chuba Hubbard	WR	6-1	190	Fr-HS	Sherwood Park, Alberta, Canada/Bev Facey	18	Jelani Woods	QB	6-7	235	Fr-HS	Ellenwood, GA/Cedar Grove
70	Ben Hughes	DT	6-1	325	RSr-Sq	Waco, TX/University	11	Keondre Wudtee	QB	6-4	210	RFr-RS	Bossier City, LA/Parkway
40	Luke Hupp	CW	5-10	270	RJr-Sq	Louisburg, KS/Louisburg/Fort Scott CC							
73	Teven Jenkins	OL	6-6	310	RFr-RS	Topeka, KS/Topeka							
8	Braydon Johnson	WR	6-1	185	Fr-HS	Arlington, TX/Bowie							
13	Tyron Johnson	WR	6-1	185	RSO-TR	New Orleans, LA/Warren Easton/LSU							
74	Larry Joubert	OL	6-4	290	Jr-TR	Oklahoma City, OK/Douglass/NEO A&M JC							
22	Taoheed Karim	CB	5-11	165	Fr-HS	Oklahoma City, OK/Putnam City North							
25	Malik Kearse	CB	6-0	170	Sr-Sq	Miami, FL/Pace/Fort Scott CC							
79	Matt Kegel	OL	6-5	295	RFr-RS	Chaska, MN/Chaska							
75	Marcus Keyes	OL	6-3	300	RSO-1L	Port Allen, LA/Port Allen							
27	J.D. King	RB	5-11	205	Fr-HS	Fitzgerald, GA/Fitzgerald							
9	John Kolar	QB	6-4	200	RSO-Sq	Norman, OK/Norman North							
15	Chris Lacy	WR	6-3	205	Sr-3L	DeSoto, TX/DeSoto							
95	Vili Leveni	DE	6-4	280	RSr-2L	Hurst, TX/L.D. Bell							
26	Anthony Love	WR	6-4	192	Fr-HS	Lawton, OK/MacArthur							
71	Brad Lundblade	OL	6-3	300	Sr-3L	Argyle, TX/Liberty Christian							
44	Patrick Macon	LB	6-3	240	Jr-TR	Memphis, TN/Millington Central/ Arizona Western CC							
54	Latu Maile	DT	6-1	305	So-TR	Eules, TX/Trinity/Tyler JC							
40	Brock Martin	DE	6-4	235	Fr-HS	Oologah, OK/Oologah							
1	Jalen McCleskey	WR	5-10	170	Jr-2L	Covington, LA/St. Paul's							
39	Jake McClure	P	6-3	195	Fr-HS	Chattanooga, TN/East Hamilton							
65	Matt McClurg	OL	6-5	323	Fr-HS	Centennial, CO/Heritage							

PRONUNCIATIONS

9	Gyasi Akem	JAH-see AH-kem	95	Vili Leveni	VILL-ee luh-VEN-ee
3	Marcell Ateman	EIGHT-man	54	Latu Maile	LAH-too MY-lay
90	Taaj Bakari	TAWJH buh-KAR-ee	5	Jerel Morrow	juh-RELL
14	Bryce Balous	(rhymes with "malice")	28	Thabo Mwaniki	TAW-bo MWAH-nee-kee
42	Sione Finefeuiaki	see-OH-nay	11	Amen Ogbongbemiga	AY-men
		FEE-nay-FAY-you-wee-AH-kee			awg-BONG-beh-MEE-guh
31	Tre Flowers	TRAY	93	Jarrell Owens	juh-RELL
66	Lemaefe Galea'i	lem-AH-eh-feh	7	Ramon Richards	ruh-MOAN
		naw-LAY-uh-eye	29	Zach Sinor	SIGH-ner
18	Za'Carrius Green	zuh-CARE-ee-us	4	Tracin Wallace	TRAY-sin
30	Chuba Hubbard	CHOO-buh	82	Cole Walterscheid	walter-SHIED
73	Teven Jenkins	TEV-in			(not walter-SHEED)
8	Braydon Johnson	BRAY-din	89	Tralund Webber	TRAY-luhnd
13	Tyron Johnson	TIE-ruhn	45	Chad Whitener	WHITE-ner
74	Larry Joubert	joe-BARE	8	Rodarius Williams	roh-DARE-ee-us
25	Malik Kearse	muh-LEEK curse	22	Ja'Ron Wilson	JAY-rahn
9	John Kolar	KOE-larr	18	Jelani Woods	jay-LAWN-ee
			11	Keondre Wudtee	kee-AWN-dray WOOD-tee



GAME NOTES

ASSOCIATED PRESS POLL, WEEK 4

RK	TEAM	RECORD	PTS
1	Alabama (45)	3-0	1,504
2	Clemson (15)	3-0	1,446
3	Oklahoma (1)	3-0	1,432
4	Penn State	3-0	1,306
5	USC	3-0	1,241
6	Oklahoma State	3-0	1,154
7	Washington	3-0	1,141
8	Michigan	3-0	1,081
9	Wisconsin	3-0	1,031
10	Ohio State	2-1	1,015
11	Georgia	3-0	940
12	Florida State	0-1	922
13	Virginia Tech	3-0	730
14	Miami (FL)	1-0	606
15	Auburn	2-1	596
16	TCU	3-0	553
17	Mississippi State	3-0	532
18	Washington State	3-0	419
19	Louisville	2-1	356
20	Florida	1-1	308
21	South Florida	3-0	272
22	San Diego State	3-0	201
23	Utah	3-0	194
24	Oregon	3-0	158
25	LSU	2-1	153

Others receiving votes: West Virginia 114, Colorado 93, Maryland 84, Vanderbilt 83, Notre Dame 57, Memphis 21, California 19, Stanford 16, Kentucky 11, Kansas St. 10, Duke 10, Tennessee 6, Texas Tech 4, Iowa 2, Wake Forest 2, Michigan St. 1, Houston 1

AMWAY COACHES POLL, WEEK 4

RK	TEAM	RECORD	PTS
1	Alabama (59)	3-0	1,618
2	Clemson (6)	3-0	1,535
3	Oklahoma	3-0	1,505
4	Penn State	3-0	1,364
5	USC	3-0	1,348
6	Washington	3-0	1,277
7	Oklahoma State	3-0	1,219
8	Michigan	3-0	1,171
9	Ohio State	2-1	1,052
10	Wisconsin	3-0	1,032
11	Florida State	0-1	985
12	Georgia	3-0	978
13	Virginia Tech	3-0	775
14	Miami (FL)	1-0	659
15	TCU	3-0	602
16	Auburn	2-1	555
17	South Florida	3-0	446
18	Washington State	3-0	441
19	Mississippi State	3-0	412
20	Louisville	2-1	382
21	Utah	3-0	324
22	Florida	1-1	312
23	LSU	2-1	243
24	Oregon	3-0	208
25	San Diego State	3-0	141

Others receiving votes: West Virginia 100; Vanderbilt 92; Colorado 84; Maryland 48; Kansas State 45; Memphis 36; Notre Dame 24; Kentucky 18; California 18; Minnesota 14; Stanford 11; North Carolina State 9; Houston 9; Duke 8; Navy 7; Iowa 6; Tennessee 3; Wake Forest 2; Boise State 2; Appalachian State 2; Michigan State 2; Arkansas 1.

THE BASICS

The No. 6/7 Oklahoma State football team (3-0 overall) opens up the Big 12 portion of its schedule when it hosts the No. 16/15 TCU Horned Frogs (3-0 overall) in Boone Pickens Stadium on Saturday, Sept. 23 at 2:30 p.m. CT on ESPN.

TICKET INFO

Saturday's game marks the second home game in OSU's "SEASON of Orange," where all Oklahoma State fans are encouraged to dress in orange every game. Single game tickets and season tickets are still available online at okstate.com/tickets or by phone at 877-ALL-4-OSU. The ticket office can also be reached by email at tickets@okstate.edu.

ON THE AIR

The game will be televised by ESPN with Steve Levy, Brian Griese and Todd McShay on the call. The contest will also be carried live on the Cowboy Radio Network, with Dave Hunziker handling play-by-play, John Holcomb providing analysis and Robert Allen reporting from the sideline. Fans outside of the Cowboy Radio Network can listen to the OSU broadcast for free through TuneIn Radio or the TuneIn Radio app.

IN THE RANKINGS

Oklahoma State is ranked No. 6 in the Associated Press poll and is No. 7 in the Amway Coaches Poll. It is OSU's highest ranking of the season in both polls and its highest since being ranked No. 4 in both polls on Nov. 15, 2015.

Including this season, OSU has now reached the top 15 of the A.P. Poll at some point in nine of the past 10 seasons and the top 10 of the A.P. Poll in eight of the last 10 seasons. This week's game against TCU marks the 87th time in the Cowboys' last 118 games that OSU has been ranked by the A.P. entering a game.

TCU enters the game with season-high rankings in both polls as well, coming in at No. 16 in the AP Poll and at No. 15 in the Amway Coaches Poll.

Although the first College Football Playoff rankings of 2017 aren't released until October 31, it is worth noting that the Cowboys are one of only seven teams to be ranked in every set of CFP rankings since the beginning of 2015, joining Alabama, Clemson, Florida State, Michigan, Ohio State and Utah.

THE SERIES

Oklahoma State holds a 15-10-2 series advantage over TCU, including a 9-3-0 advantage in Stillwater. The Cowboys have won each of the past two games against the Horned Frogs, as well as five of the last six meetings. OSU has also won the last four times the teams have played in Stillwater. Gundy and Patterson have been leading the programs in each of their respective meetings, with Gundy winning four of their five matchups.

OKLAHOMA STATE FROM A DISTANCE

The Cowboys rolled through the three game non-conference portion of their schedule, winning by a combined score of 162-52. Although OSU won all three games by at least 35 points, last week's 59-21 win on the road at Pittsburgh may have been the most impressive.

Quarterback Mason Rudolph set a school record for passing yards in a half, throwing for 423 yards and five touchdowns before halftime - a total that ranks as the second most in Big 12 history and the most for any quarterback against an FBS opponent since 2013. That led the way to the Cowboys also setting a school record for total offense yards in a half with 516, and setting another school record by having four different receivers reach 100 yards - a feat that hadn't been done in any FBS game since Texas Tech did it in 2005. Those receivers - James Washington, Marcell Ateman, Jalen McCleskey and Dillon Stoner - continued to show what makes OSU's offense so potent with weapons all over the field.

The defense turned in an impressive outing as well, allowing only two offensive touchdowns in the game. The OSU defense also scored on a 10-yard pick six by Justin Phillips to give the Cowboys one defensive touchdown in every game thus far in 2017. Through three games this year, OSU has not given up a single point in the first quarter.

WEEKLY MEDIA CALENDAR

17 Sunday	18 Monday	19 Tuesday	20 Wednesday	21 Thursday	22 Friday	23 Saturday
No availability	10:20 a.m. CT Mike Gundy on the Big 12 Coaches Tele-conference	5:35 p.m. CT Coach Gundy and players available after practice in the Sherman E. Smith Training Center	5 p.m. CT Cowboy Football Roundup TV Show airs on Fox Sports Oklahoma	No availability	No availability except for net-work TV	2:30 p.m. CT OSU vs. TCU on ESPN



GAME NOTES

TCU FROM A DISTANCE

TCU joins Oklahoma State as two of the four remaining unbeaten teams in the Big 12. The Horned Frogs are 3-0 and have also outscored their non-conference opponents by more than 100 points, with a 147-43 point total on the season.

TCU pulled away from SMU in the fourth quarter last week to finish off a 56-36 win over the Mustangs, and beat Arkansas on the road a week earlier, 28-7. The Horned Frogs are led by senior quarterback Kenny Hill, who has thrown for 737 yards this year on 63-of-84 passing (75.0 percent) with eight touchdowns and two interceptions.

AN OKLAHOMA STATE WIN WOULD...

- ▶ Mark the fifth time the Cowboys have started 4-0 during the Mike Gundy era.
- ▶ Make the Cowboys 4-1 in their last five games against opponents ranked in the AP poll.
- ▶ Mark the eighth time Mike Gundy has opened conference play with a win.
- ▶ Improve its all-time record vs. TCU to 16-10-2.
- ▶ Mark the Cowboys' third straight win over TCU, their sixth win in their last seven meetings with TCU, and their fifth straight win over TCU in Stillwater.
- ▶ Improve Mike Gundy's record against TCU to 5-1.
- ▶ Make OSU 34-7 at Boone Pickens Stadium since the start of the 2011 season.
- ▶ Improve Mike Gundy's record in conference games to 64-39.
- ▶ Give OSU wins in 12 of its last 13 games overall.
- ▶ Improve the Cowboys to 45-18 in Big 12 Conference games since 2010
- ▶ Mark Mike Gundy's 21st win over an opponent ranked in the top 25 of the AP poll.

NOTABLE STREAKS AND TRENDS ENTERING THE GAME

- ▶ Oklahoma State has won 11 of its last 12 games overall.
- ▶ QB Mason Rudolph has thrown 33 touchdown passes against just three interceptions in his last 12 games.
- ▶ Receiver James Washington has at least one catch in each of his last 35 games - the second longest active streak in the country.
- ▶ Receiver Jalen McCleskey has at least one catch in each of his last 25 games.
- ▶ Oklahoma State has not trailed at any point in its last four games.
- ▶ The Cowboy defense has not allowed a first quarter point in its last five games, dating back to last season.
- ▶ OSU is 11-1 in its last 12 games decided by less than 10 points.
- ▶ Oklahoma State has outrushed its opponent in four straight games and in six of its last seven games.
- ▶ Oklahoma State has won 25 of its last 31 games overall, dating back to the end of the 2014 season.
- ▶ Oklahoma State has scored at least 20 points in each of its last 32 games - the second-longest active streak in the nation, trailing only Oregon's streak of 43 straight.
- ▶ Oklahoma State's defense has forced at least one turnover in 17 straight games and in 26 of the last 27 games, dating back to 2015.
- ▶ OSU has scored a defensive touchdown every game this season.
- ▶ Dating back to 2005, the Cowboys have won 30 of their last 32 games when not committing a turnover.
- ▶ Dating back to 2008, the Cowboys have won 52 of their last 57 games when winning the turnover battle.
- ▶ Oklahoma State has held its last 11 opponents to a total of minus-20 punt return yards.

CONNECTIONS

- ▶ OSU WR Tyron Johnson and TCU WR John Diarse went to LSU.
- ▶ OSU DT Latu Maile and TCU DE Michael Epley and DE Jacques Guillot went to Tyler Junior College.
- ▶ OSU WR Braydon Johnson and TCU S Niko Small and CB Tony James went to Bowie HS in Arlington, TX.
- ▶ OSU OL Dylan Galloway and TCU WR Nathan Hernandez went to Coppell HS in Texas.
- ▶ OSU RB LD Brown, CB A.J. Green and WR Chris Lacy and TCU WR Desmon White, QB Shawn Robinson and S Nick Orr went to DeSoto HS in Texas.
- ▶ OSU CB Bryce Brown and S Thabo Mwaniki and TCU C Patrick Morris went to Guyer HS in Denton, TX.
- ▶ OSU WR Tyrell Alexander and TCU WR Omar Manning went to Lancaster HS in Texas.
- ▶ OSU WR Patrick McKaufman and TCU CB Keenan Reed went to Northeastern Oklahoma A&M JC.
- ▶ OSU RB Justice Hill, DE Jordan Brailford and TCU CB Keenan Reed went to Booker T. Washington HS in Tulsa.
- ▶ OSU OL Zachary Crabtree and LB Chad Whitener and TCU CB Julius Lewis and WR Armanii Gaspie went to Mansfield HS in Texas.
- ▶ OSU WR coach Kasey Dunn coached cornerbacks at TCU in 2003. Dunn was also on staff at New Mexico with TCU coach Gary Patterson from 1996-97.
- ▶ OSU CB coach Dan Hammerschmidt was a graduate assistant at TCU in 1987.
- ▶ TCU co-offensive coordinator Curtis Luper played at OSU from 1984-1987, alongside OSU coach Mike Gundy, and coached running backs at OSU from 2005-2008.
- ▶ TCU defensive coordinator Chad Glasgow played linebacker at OSU and graduated from OSU in 2005. He was a graduate assistant at OSU from 1994-95.

STATE OF THE PROGRAM

FIRST-ROUND PICKS, 2009-17 (BIG 12)

1. Oklahoma State	6
Baylor	6
3. Oklahoma	5
4. Texas	4
West Virginia	4
6. TCU	3
7. Texas Tech	2
8. Kansas State	1
9. Iowa State and Kansas	0

FIRST-ROUND PICKS, 2009-17 (NATIONAL)

1. Alabama	22
2. Florida	13
Ohio State	13
4. Florida State	10
LSU	10
6. Texas A&M	9
USC	9
8. Missouri	8
Clemson	8
10. Georgia	7
North Carolina	7
Wisconsin	7
11. Oklahoma State	6
Baylor	6
Louisville	6
Notre Dame	6
Mississippi	6
Tennessee	6
Washington	6
Stanford	6
21. California	5
Oklahoma	5
Oregon	5

MOST 10-WIN SEASONS, 2010-2017

1. Alabama	7
2. Florida State	6
Ohio State	6
Stanford	6
Oklahoma	6
6. Oklahoma State	5
Michigan State	5
Oregon	5
Wisconsin	5
Boise State	5
Clemson	5
12. TCU	4
Baylor	4
Georgia	4
LSU	4

RECORD IN BIG 12 GAMES SINCE 2010

1. Oklahoma	49-13	.790
2. Oklahoma State	44-18	.710
3. Baylor	39-22	.640
4. Kansas State	38-23	.623
5. TCU*	25-20	.556
6. West Virginia*	22-22	.500
7. Texas	29-32	.467
8. Texas Tech	22-40	.355
9. Iowa State	15-47	.242
10. Kansas	4-58	.065

* TCU and West Virginia didn't join the Big 12 until 2012.



GAME NOTES

STATE OF THE PROGRAM



The list of Oklahoma State products now in the NFL includes three Pro Bowlers - kicker Dan Bailey of the Dallas Cowboys, receiver Dez Bryant of the Dallas Cowboys, and offensive lineman Russell Okung of the Los Angeles Chargers.

The complete list:

Player	Team	Position
Dan Bailey	Dallas Cowboys	K
Dez Bryant	Dallas Cowboys	WR
Chris Carson	Seattle Seahawks	RB
Michael Hunter	New York Giants	CB
Ashton Lampkin	Kansas City Chiefs	CB
Emmanuel Ogbah	Cleveland Browns	DL
Russell Okung	Los Angeles Chargers	OT
Tyler Patmon	Jacksonville Jaguars	CB
Kevin Peterson	Los Angeles Rams	CB
Lenzy Pipkins	Green Bay Packers	CB
Lane Taylor	Green Bay Packers	OG
Vincent Taylor	Miami Dolphins	DT

Since Mike Gundy took over as head coach in 2005, Oklahoma State has produced 21 NFL draft picks. The list:

OSU'S DRAFT PICKS UNDER MIKE GUNDY

Year	Rd.	Pick	Player	Pos.	Team
2005	2	56	Darrent Williams	CB	Denver Broncos
2005	3	73	Vernand Morency	RB	Houston Texans
2005	7	249	Billy Bajema	TE	San Francisco 49ers
2006	6	199	Charlie Johnson	T	Indianapolis Colts
2007	4	132	Ryan McBean	DE	Pittsburgh Steelers
2007	6	209	Corey Hilliard	OT	New England Patriots
2009	1	20	Brandon Pettigrew	TE	Detroit Lions
2010	1	6	Russell Okung	OL	Seattle Seahawks
2010	1	24	Dez Bryant	WR	Dallas Cowboys
2010	5	137	Perrish Cox	DB	Denver Broncos
2010	7	250	Zac Robinson	QB	New England Patriots
2011	4	115	Kendall Hunter	RB	San Francisco 49ers
2012	1	5	Justin Blackmon	WR	Jacksonville Jaguars
2012	1	22	Brandon Weeden	QB	Cleveland Browns
2012	6	190	Markelle Martin	S	Tennessee Titans
2013	5	151	Joseph Randle	RB	Dallas Cowboys
2014	1	8	Justin Gilbert	CB	Cleveland Browns
2015	7	252	Josh Furman	DB	Denver Broncos
2016	2	32	Emmanuel Ogbah	DE	Cleveland Browns
2017	6	194	Vincent Taylor	DT	Miami Dolphins
2017	7	249	Chris Carson	RB	Seattle Seahawks

Team and Player Notes

WIN INDICATORS

There are many things that go into whether a team wins a game, but a long-term look at the trends during Mike Gundy's tenure at Oklahoma State shows that winning the turnover battle and winning the run game are two of the easiest ways to predict an OSU victory.

Since 2005, when the Cowboys win the turnover battle, they are 62-8 (88.6 pct.) They are 29-2 (93.5 pct.) in games when they commit zero turnovers. OSU is 79-20 under Gundy when outrushing the opponent (79.8 pct.) and is 33-5 when holding the opponent under 100 yards on the ground (86.8 pct.).

History also shows that OSU is tough to beat when it takes a lead into halftime, as the Cowboys are 84-7 when leading at intermission under Gundy (92.3 pct.).

WEEK FOUR TALKING POINTS - OFFENSE

► Already atop the list as OSU's all-time leading passer, Cowboy quarterback Mason Rudolph continues to rewrite the record book at Oklahoma State. He owns double-digit school records, and he added even more to his resume last week. With 423 first half passing yards, Rudolph set a new school record for passing yards in a half. It also marked the most for any player in a half against an FBS opponent since the 2013 season. He was pulled early in the third quarter with OSU comfortably ahead, but still finished the game 497 yards and five touchdown passes - all thrown in the first half. He also set a new school mark for consecutive pass attempts without an interception, reaching 216.

► The OSU offense as a whole also set a school record for offensive yards in a half, totaling 516 in the first half against Pitt.

► The Cowboy receivers also got in the record books last week, as OSU recorded four different 100-yard receivers in the game - Jalen McCleskey (162), James Washington (124), Marcell Ateman (109) and Dillon Stoner (100). It was the first time in school history that OSU has had more than two 100-yard receivers in a game, and the first time any team has accomplished the feat since Texas Tech had four 100-yard receivers against Kansas State in 2005.

► The balance between the run game and the pass game makes it especially difficult for opponent to defend OSU's offense. As a result, the Cowboys have outrushed and outpassed their opponents in every game this season, and are ranked third nationally in total offense per game - even while the first team offense and defense have yet to play in a fourth quarter.

RUDOLPH EMERGING AS A HEISMAN TROPHY FRONTRUNNER

Since having his redshirt pulled in week 11 of the 2014 season, Mason Rudolph has quarterbacked Oklahoma State to a 25-6 record as a starter and has led the Cowboys to eight victories in games in which they trailed during the second half.

Rudolph has 15 career games with at least 300 yards passing, including every game this season - none of which he has played in the fourth quarter. He's hit the mark in his last four games, and in six of his last eight. Including last week's school-record 423 passing yards in the first half, Rudolph has surpassed 300 yards passing in a half on three occasions - a feat that had only been accomplished twice in Oklahoma State history prior to last season. He set the school record for passing yards in a game with 540 in OSU's win over Pitt last season and is OSU's career passing leader. He was the only quarterback in the country last season to throw for more than 4,000 yards with fewer than five interceptions, and this season he's thrown for 1,135 yards and 11 touchdowns against just one interception.

Rudolph has been tabbed as the No. 1 senior quarterback in the country by Mel Kiper. He's also on the watch lists for the Maxwell Award, the Wuerffel Trophy, the Johnny Unitas Golden Arm Award, the Davey O'Brien National Quarterback Award, the Manning Award and the Allstate AFCA Good Works Team.

He's also been picked to win the most famous of them all: the Heisman Trophy.

RUDOLPH CHASING OSU WINS RECORD

Rudolph holds no fewer than 15 school records at Oklahoma State and he's in position to set OSU career records for pass attempts, pass completions and passing touchdowns. He set the passing yards record in week two of this season and is also working his way into another spot in the Cowboy record book: OSU's all-time winningest quarterback. As a senior, he is 25-6 as a starter and needs only four more wins to set the record for wins as a starting quarterback. A look at where he stands on the list:

Rank	Name	Years as a Starter	Record
1.	Mike Gundy	1986-1989	28-14
2.	Mason Rudolph	2014-2017	25-6
3.	Brandon Weeden	2010-2011	23-3
4.	Zac Robinson	2007-2009	23-13



GAME NOTES

MASON RUDOLPH: THE NUMBERS SPEAK FOR THEMSELVES

Now in his final season of college football, Rudolph's numbers are among the best in nation when it comes to both career and season rankings. A look at how his passing numbers rank among all FBS players:

Career Ranking Among Active FBS Players

Rank	Statistic	Value
1.	Passing Yards per Attempt	9.36
2.	Passing Yards	9,849
2.	Total Offense	9,860
3.	Passing Yards Per Game	307.8
3.	Total Offense Yds Per Play	8.06
4.	Passing Efficiency	159.14
4.	Passing Attempts	1,052
4.	Passing Completions	665
5.	Total Offense Per Game	308.1

2017 FBS Rankings

Rank	Statistic	Value
2.	Points Responsible For	78
2.	Passing TDs	11
3.	Yards per Pass Attempt	12.07
4.	Passing Yards Per Game	378.3
4.	Points Responsible For Per Game	26
5.	Total Offense	384.3
5.	Passing Efficiency	210.3
5.	Passing Yards	1,135
6.	Passing Yards per Completion	16.69

THROWING DARTS

One of the most impressive parts of Rudolph's game is his ability to avoid interceptions, not just this year, but throughout his career. Despite attempting 448 passes in 2016, he was only picked off four times. He was the only quarterback in the country who surpassed 4,000 passing yards with less than five interceptions last season.

Rudolph's interception numbers are even more impressive considering a large percentage of his passes are downfield, not short and easy throws. Rudolph was third nationally last year in 30-plus yard completions and he was the only quarterback in the country with four completions of at least 80 yards.

Here's how he ranks this year in terms of 30-plus yard completions:

Rk	Player, School	G	10+	20+	30+	40+	50+	60+	70+	80+	90+	TD	Int.
1.	Mason Rudolph, Oklahoma State	3	39	18	12	9	4	3	1	0	0	11	1
2.	Will Grier, West Virginia	3	37	14	10	7	4	3	1	0	0	11	2
2.	Shea Patterson, Ole Miss	3	47	13	10	9	6	4	4	0	0	11	4
4.	Mason Fine, North Texas	3	27	10	8	4	1	1	1	0	0	6	3
4.	Justin Herbert, Oregon	3	33	16	8	4	3	0	0	0	0	5	2

THE BEST WIDE RECEIVER IN THE COUNTRY

James Washington is Rudolph's top target, and he leads the nation in several statistical categories of his own. His 29 career receiving touchdowns are the highest total among all active FBS players - and are five in front of second place. He also leads all active players with 3,290 career receiving yards - more than 100 yards in front of the next best - and he leads all active players with a career average of 19.9 yards per catch. Washington is the consensus pick as the nation's top receiver and he's the favorite to win the Biletnikoff Award. The Stamford, Texas, native can also be found on the watch lists for the Walter Camp Award and the Maxwell Award, both of which are presented to the nation's top player.

WASHINGTON IN THE OSU RECORD BOOKS, TOO

Washington is one of only three Cowboys ever with 10 or more receiving touchdowns in multiple seasons, joining two-time Biletnikoff Award winner Justin Blackmon and Rashaun Woods. He is also one of five OSU players in history with multiple 1,000-yard seasons, joining Blackmon, Woods, Hart Lee Dykes and Adarius Bowman. He ranks third on OSU's career receiving yards list with 3,290.

Washington is also working his way up the OSU list for career receiving touchdowns, where he sits fourth after week three of 2017. With just one more touchdown catch, he will pass Dez Bryant for sole possession of fourth all-time at OSU, and with two he'll tie Dykes for third:

Rk	TD Catches	Player	Years at OSU
1.	42	Rashaun Woods	1999-03
2.	40	Justin Blackmon	2008-11
3.	31	Hart Lee Dykes	1985-88
4.	29	James Washington	2014-17
4.	29	Dez Bryant	2007-09

SITUATIONAL RECORDS

	2017	Gundy Era
Home	1-0	61-19
Away	2-0	37-26
Neutral	0-0	10-5
Natural Grass	1-0	14-16
Artificial Turf	2-0	93-34
Day Games	1-0	61-25
Night Games	2-0	46-25
vs. Ranked Opponents	0-0	20-29
August	1-0	3-1
September	2-0	38-9
October	0-0	33-13
November	0-0	25-20
December	0-0	5-4
January	0-0	3-3
Leading at Halftime	3-0	84-7
Trailing at Halftime	0-0	20-40
Tied at Halftime	0-0	3-3
Scoring First	3-0	73-22
Opponent Scoring First	0-0	34-28
Score < 20 Points	0-0	1-13
Score 20+ Points	3-0	104-37
Score 30+ Points	3-0	94-18
Score 40+ Points	3-0	60-4
Opponent Scores < 20 Points	1-0	51-0
Opponent Scores 20+ Points	2-0	55-49
Opponent Scores 30+ Points	0-0	26-42
Opponent Scores 40+ Points	0-0	4-26
Gain < 20 First Downs	0-0	17-23
Gain 20+ First Downs	3-0	89-27
Opponent Gains < 20 First Downs	2-0	52-12
Opponent Gains 20+ First Downs	1-0	55-38
More Rushing Yards Than Opponent	3-0	79-20
Fewer Rushing Yards Than Opponent	0-0	28-30
Rush For < 100 Yards	0-0	12-11
Rush For 100+ Yards	3-0	95-39
Opponent Rushes For < 100 Yards	1-0	33-5
Opponent Rushes For 100+ Yards	2-0	74-45
More Passing Yards Than Opponent	3-0	73-17
Fewer Passing Yards Than Opponent	0-0	34-33
Pass For < 200 Yards	0-0	19-19
Pass For 200+ Yards	3-0	88-31
Opponent Passes For < 200 Yards	2-0	39-9
Opponent Passes For 200+ Yards	1-0	68-41
Pass For < 300 Yards	0-0	54-33
Pass For 300+ Yards	3-0	51-17
Opponent Passes For < 300 Yards	3-0	84-26
Opponent Passes For 300+ Yards	0-0	23-24
More Total Yards Than Opponent	3-0	84-12
Fewer Total Yards Than Opponent	0-0	23-38
Gain < 300 Total Yards	0-0	3-11
Gain 300+ Total Yards	3-0	104-39
Opponent Gains < 300 Total Yards	1-0	25-1
Opponent Gains 300+ Total Yards	2-0	82-49
Commit No Turnovers	1-0	29-2
Win Turnover Battle	1-0	62-8
Equal Turnovers As Opponent	2-0	27-12
Lose Turnover Battle	0-0	18-30
Commit < 6 Penalties	3-0	46-28
Commit 6+ Penalties	0-0	61-22
3rd Down % < 25	0-0	5-16
3rd Down % 25-49	1-0	54-24
3rd Down % 50+	2-0	48-10
Opponent 3rd Down % < 25	1-0	25-3
Opponent 3rd Down % 25-49	1-0	68-30
Opponent 3rd Down % 50+	1-0	14-17
Trail Time of Possession	2-0	64-39
Lead Time of Possession	1-0	43-11



GAME NOTES

COWBOYS IN CLOSE GAMES

Mike Gundy hit a career milestone when he reached the 100-win mark for his career earlier this season. Success in close games has been part of his career success. A look at how the Cowboys have fared in close games (less than 10 points separating the final score) during his head coaching career, which spans from 2005 to the present:

2005

Montana State	W	15-10
Missouri	L	31-38
No. 13 Texas Tech	W	24-17

2006

at Houston	L	25-34
at Kansas State	L	27-31
No. 23 Texas A&M	L	33-34 (OT)
at Texas Tech	L	24-30
No. 13 Oklahoma	L	21-27
Alabama (Independence Bowl)	W	34-31

2007

Texas Tech	W	49-45
at Texas A&M	L	23-24
No. 25 Kansas State	W	41-39
No. 14 Texas	L	35-38

2008

at No. 3 Missouri	W	28-23
at No. 1 Texas	L	24-28

2009

at Texas A&M	W	36-31
Texas Tech	W	24-17
Colorado	W	31-28

2010

Troy	W	41-38
Texas A&M	W	38-35
No. 14 Oklahoma	L	41-47

2011

at No. 8 Texas A&M	W	30-29
No. 17 Kansas State	W	52-45
at Iowa State	L	31-37 (OT)
No. 4 Stanford (Fiesta Bowl)	W	41-38 (OT)

2012

No. 12 Texas	L	36-41
at Kansas	W	20-14
at No. 14 Oklahoma	L	48-51 (OT)
at Baylor	L	34-41

2013

at West Virginia	L	21-30
Kansas State	W	33-29
No. 18 Oklahoma	L	24-33

2014

vs. No. 1 Florida State	L	31-37
at Kansas	W	27-20
at No. 18 Oklahoma	W	38-35
Washington (Cactus Bowl)	W	30-22

2015

at Texas	W	30-27
Kansas State	W	36-34
at West Virginia	W	33-26 (OT)
at Iowa State	W	35-31

2016

Central Michigan	L	27-30
Pittsburgh	W	45-38
Iowa State	W	38-31
at Kansas State	W	43-37
Texas Tech	W	45-44

THREE'S COMPANY

As evidence of the Cowboys' depth at receiver, James Washington, Marcell Ateman and Jalen McCleskey all have three touchdown receptions on the year through three games. No other team in the country has three different players with three receiving touchdowns in 2017. Eight teams have two receivers that have done it, but the Cowboy have the only trio - and they haven't played in a fourth quarter yet.

OFFENSIVE BENCHMARKS

Among the statistical categories that the OSU coaches prioritize when grading their own offense are the following: rushing yards per carry, explosive plays (20 yards or longer), minimizing turnovers and avoiding negative yardage plays. A game-by-game look at how the Cowboys grade out in those areas in 2017:

Opponent	YPC	20+ Plays	TOs	Neg. Plays	Res.
Tulsa	9.0	7	2	9	W
at South Alabama	4.4	4	0	2	W
at Pittsburgh	3.0	14	2	5	W
TCU					
at Texas Tech					
Baylor					
at Texas					
at West Virginia					
Oklahoma					
at Iowa State					
Kansas State					
Kansas					
Totals					

WEEK FOUR TALKING POINTS - DEFENSE

► The Cowboy defense has continually asserted itself in the opening quarter of games. OSU has not allowed a first quarter point in five straight games - including every game this season and the last two games of last season. That combined with quick starts from the Cowboy offense has made all three of OSU's games this year feel decided early on.

► The OSU defense has been especially good on third downs of late. In the last two games, OSU opponents have converted on just 6 of 25 third downs.

► Non-offensive touchdowns have been a staple of Oklahoma State's success since 2010, as the Cowboys have totaled 42 to rank third nationally during that time span. The defense has continued the trend so far in 2017, scoring in every game this season so far. Linebacker Kenneth Edison-McGruder returned a Tulsa fumble 82 yards for a touchdown in the opener and linebacker Justin Phillips has pick-sixes in each of the last two games - a 25-yard return at South Alabama and a 10-yard return at Pittsburgh. OSU's three defensive touchdowns rank second in the nation this year.

► The Cowboys have forced a turnover in 17 consecutive games, including six in the last three games. Forcing turnovers has long been an emphasis for OSU defensive coordinator Glenn Spencer, and after three games in 2017, OSU ranks second in the conference with six turnovers forced.

► OSU wrapped up the 2016 season ranked 13th nationally in red zone defense, only allowing opponents to score on 75 percent of their red zone opportunities. They rank in the top 15 in red zone defense so far in 2017, allowing opponents to score just five times in eight red zone trips on the year.

► OSU's first team defense has excelled through three games at keeping opponents out of the endzone. Although the Cowboys have given up 17.3 points per game thus far, two touchdowns were non-offensive touchdowns and two came in late game situations with the first team and some of the second team resting on the sideline. Without those points included, OSU's starting defense is allowing just 8.0 points per game.

I'LL TAKE THAT

Cowboy linebacker Justin Phillips is one of 46 players in the country with two interceptions this season, but he's one of just three with two interception returns for a touchdown. His two pick-sixes match the school record for one player in a season, as he became the eighth Cowboy in school history to score two in a season. He is also the first OSU player to have pick sixes in back-to-back games since Jerry Deckard scored two against Illinois State and Nebraska in 1986, although Darrent Williams did have two in one game vs. Baylor in 2001.



GAME NOTES

DEFENSIVE BENCHMARKS

Oklahoma State's defensive coaches look at multiple factors when judging their own defense, but high on the priority list are the following: turnovers forced, points per possession, yards per possession, third down defense and big plays allowed. A game-by-game look at how the Cowboys are doing in those areas:

Opponent	Oppt. Poss.	Total Defense	Yds/Poss. Defense	Scoring Defense	Pts/Poss. Defense	Yds/Play Defense	Turnovers Forced	3rd Down Defense	Big Plays Allowed (20+)
Tulsa	14	432	30.86	17	1.21	4.4	2	16 of 26	2
at South Alabama	11	175	15.91	7	0.64	3.4	2	1 of 10	0
at Pittsburgh	12	391	32.58	14	1.17	5.7	2	5 of 15	4
TCU									
at Texas Tech									
Baylor									
at Texas									
at West Virginia									
Oklahoma									
at Iowa State									
Kansas State									
Kansas									
Cumulative	37	998	26.97	38	1.03	4.6	6	22 of 51	6

WELL-ROUNDED

The Cowboys have ranked among the Big 12 leaders in several defensive categories this season. A look at some of their best statistics:

Statistic	Value	Big 12 Rank	NCAA Rank
Defensive TDs	3	2	2
Punt Return Defense	0	2	5
Red Zone Defense	0.625	3	15
Fumbles Recovered	3	2	17
Turnovers Gained	6	2	27
Passes Intercepted	3	3	29
Kickoff Return Defense	17.83	3	33

BLOCK PARTY

One of the biggest strengths of the Cowboy defense over the last several years has been its ability to block kicks and make game-changing plays. Last year, Oklahoma State led the Big 12 and ranked fourth nationally with six blocked kicks on the year. OSU has blocked 19 kicks since the start of the 2013.

The biggest factor in that ranking last year was defensive tackle Vincent Taylor, who led the nation and matched an OSU single season record with four blocked kicks. One of OSU's tasks this season is finding someone to play the role of Taylor, now with the Miami Dolphins. Early candidates are Darrion Daniels and DeQuinton Osborne.

TURNOVER TRADITION

Oklahoma State ranks among the national leaders in turnovers forced since 2010. A look at the elite performers:

1.	Houston	214
2.	Oregon	210
3.	Oklahoma State	206
4.	Boise State	195
5.	Washington	194
6.	Louisiana Tech	192
7.	Utah	190
8.	Arkansas State	187
9.	San Diego State	185
	South Carolina	185
	TCU	185

OKLAHOMA STATE COWBOY RADIO NETWORK AFFILIATES

Ada	KTLS	106.5 FM
Altus	KWHW	1450 AM
Ardmore	KYNZ	107.1 FM
Anadarko	KACO	98.5 FM
Bartlesville	KWON	1400 AM
Blackwell	KOKB	1580 AM
Broken Bow	KKBI	106.1 FM
Cordell/Sayre	KKZU	101.7 FM
Enid	KNID	107.1 FM
Frederick	KTAT	1570 AM
Grove	KGVE	99.3 FM
Hobart	KTJS	1420 AM
Hugo	KMMY	96.5 FM
Lawton	KMGZ	97.3 FM
Lawton	KMGZ	95.3 FM
McAlester	KTMC	105.1 FM
Oklahoma City	KXXY	96.1 HD2
Ponca City	WBBZ	1230 AM
Sallisaw	KXXM	105.1 FM
Shawnee	KGFF	1450 AM
Shawnee	KGFF	100.9 FM
Stillwater	KSPI	93.7 FM
Tahlequah	KEOK	102.1 FM
Tulsa	KFAQ	1170 AM
Weatherford	KWEY	1590 AM
Weatherford	KWEY	95.5 FM
Woodward	KMZE	92.1 FM

MIKE GUNDY RADIO SHOW

Mike Gundy's radio show airs live throughout most Cowboy Radio Network affiliates from 6-7 p.m. CT on the following dates:

Monday, August 28
Monday, September 4
Monday, September 11
Monday, September 18
Monday, September 25
Monday, October 9
Monday, October 16
Monday, October 23
Monday, October 30
Monday, November 6
Monday, November 13
Monday, November 20

MIKE GUNDY TV SHOW

Mike Gundy's television show, Cowboy Football Roundup, airs on Fox Sports Oklahoma at 5 p.m. each Wednesday. Hosted by Dave Hunziker, the show includes highlights and analysis delivered by Gundy, plus feature segments.



GAME NOTES

SCORING MACHINE

Oklahoma State has piled up points in a big way in recent years. The highest-scoring games of the Mike Gundy era:

60 OR MORE POINTS IN A GAME

Date	Opponent	Result	Score
9/1/2012	Savannah State	W	84-0
10/8/2011	Kansas	W	70-28
10/31/2015	at Texas Tech	W	70-53
9/19/2015	UTSA	W	69-14
11/12/2011	at Texas Tech	W	66-6
11/11/2006	Baylor	W	66-24
9/4/2010	Washington State	W	65-17
9/15/2012	Louisiana	W	65-24
9/18/2010	Tulsa	W	65-28
9/3/2016	Southeastern Louisiana	W	61-7
9/3/2011	Louisiana	W	61-34

50-59 POINTS IN A GAME

Date	Opponent	Result	Score
9/14/2013	Lamar	W	59-3
11/1/2008	Iowa State	W	59-17
9/16/2017	at Pittsburgh	W	59-21
11/17/2012	No. 23 Texas Tech	W	59-21
8/31/2017	Tulsa	W	59-24
10/29/2011	Baylor	W	59-24
9/17/2011	at Tulsa	W	59-33
10/24/2015	Kansas	W	58-10
1/1/2013	vs. Purdue+	W	58-21
10/26/13	at Iowa State	W	58-27
9/13/2008	Missouri State	W	57-13
9/26/2009	Grambling State	W	56-6
10/4/2008	Texas A&M	W	56-28
9/7/2013	at UTSA	W	56-35
9/6/2008	Houston	W	56-37
9/27/2008	Troy	W	55-24
11/6/2010	No. 22 Baylor	W	55-28
11/10/2012	West Virginia	W	55-34
10/8/2010	at Louisiana	W	54-28
9/2/2006	Missouri State	W	52-10
11/2/2013	at No. 15 Texas Tech	W	52-34
11/5/2011	No. 17 Kansas State	W	52-45

40-49 POINTS IN A GAME

Date	Opponent	Result	Score
11/23/2013	No. 3 Baylor	W	49-17
11/7/2015	No. 5 TCU	W	49-29
10/1/2016	No. 22 Texas	W	49-31
12/31/2007	vs. Indiana#	W	49-33
9/22/2007	Texas Tech	W	49-45
9/16/2006	Florida Atlantic	W	48-8
11/20/2010	at Kansas	W	48-14
11/24/2012	at No. 14 Oklahoma	L-ot	48-51
11/17/2007	at Baylor	W	45-14
10/13/2007	at Nebraska	W	45-14
10/22/2011	at Missouri	W	45-24
9/25/2014	Texas Tech	W	45-35
9/17/2016	Pitt	W	45-38
11/12/2016	Texas Tech	W	45-44
9/8/2017	at South Alabama	W	44-7
12/3/2011	No. 13 Oklahoma	W	44-10
10/22/2016	at Kansas	W	44-20
9/13/2014	UTSA	W	43-13
11/5/2016	at Kansas State	W	43-37
11/9/2013	Kansas	W	42-6
9/8/2007	Florida Atlantic	W	42-6
10/14/2006	at Kansas	W	42-32
9/19/2009	Rice	W	41-24
10/28/2006	No. 20 Nebraska	W	41-29
1/2/2012	No. 4 Stanford \$	W-ot	41-38
9/11/2010	Troy	W	41-38
10/20/2007	No. 25 Kansas State	W	41-39
11/27/2010	No. 14 Oklahoma	L	41-47
10/23/2010	No. 14 Nebraska	L	41-51
11/29/2008	No. 3 Oklahoma	L	41-61
9/6/2014	Missouri State	W	40-23

Insight Bowl, \$ Fiesta Bowl, + Heart of Dallas Bowl

NON-OFFENSIVE TDS AN OSU STAPLE

Non-offensive touchdowns have been a regular part of the Oklahoma State attack in recent years, as the Cowboys have 42 non-offensive scores since the start of the 2010 season. A closer look:

Non-Offensive Touchdowns, NCAA Leaders Since 2010

1. Alabama	43
2. Oklahoma State	42
2. Utah	42
4. Houston	39
4. Florida	39
6. Oregon	38
7. Kansas State	35
7. TCU	35
9. Ohio State	34
9. Arizona State	34

TEXAS IS COWBOY COUNTRY

The OSU roster includes 51 native Texans. No FBS school outside of the Lone Star State has more. The list of schools outside of Texas with the most native Texans:

1. Oklahoma State	51
2. Tulsa	42
3. Oklahoma	41
4. Kansas	40
5. New Mexico State	37
6. Louisiana Monroe	23

NOTING THE SPECIALISTS

In junior Zach Sinor, Oklahoma State has a legitimate Ray Guy Award candidate who led all FBS punters in 2016 with 62.5 percent of his punts being downed inside the opponent's 20-yard line, a figure that was nearly 10 percent better than any other punter in the country, as the second-place finisher (Utah's Mitch Wishnowsky) came in at 53.1 percent. Despite punting only 56 times on the season, Sinor's 35 punts downed inside the 20 led the nation. Due largely to his ability to target punt with hang time, OSU ranked second nationally by allowing only 15 punt return yards all season (0.94 yards per punt return). Sinor's performance was perhaps the most significant reason why the Cowboys ranked No. 1 nationally in opponents' starting field position, starting on average at their own 23.8-yard line. The Cowboys held their opponents to either zero yards or negative yards on punt returns seven times in 13 games in 2016.

He's punted four times this year, and opponents have yet to return one. His lone punt against Tulsa in the season opener pinned the Golden Hurricane inside its own 20 at the 11-yard line.

At placekicker, sophomore Matt Ammendola possesses a big leg. He kicked a 53-yard field goal at South Alabama that ranks as the fourth-longest field goal in the nation this season. He also made 48- and 31-yard field goals to go 3-for-4 on field goal attempts in the game. He now leads the Big 12 and ranks No. 5 nationally with 36 total points scored this season.

COWBOY GRADS

Academics has always been a point of emphasis for OSU coach Mike Gundy. During the 2017 season, five Cowboys will see the field who already have their college degrees, including safety Tre Flowers, linebacker Chad Whitener, defensive lineman Vili Leveni, offensive lineman Aaron Cochran and cornerback Adrian Baker.



2017 HONORS AND RECOGNITION

MASON RUDOLPH - QB

- Maxwell Award Preseason Watch List
- Walter Camp Award Preseason Watch List
- Wuerffel Trophy Preseason Watch List
- Johnny Unitas Golden Arm Award Preseason Watch List
- Davey O'Brien Award Preseason Watch List
- Manning Award Preseason Watch List
- Allstate AFCA Good Works Team Preseason Watch List
- Big 12 Offensive Player of the Week, Week 3 at Pittsburgh
- Manning Award Star of the Week, Week 1 vs. Tulsa
- Manning Award Star of the Week, Week 3 at Pittsburgh
- Davey O'Brien "Great 8" Performer, Week 1 vs. Tulsa
- Davey O'Brien "Great 8" Performer, Week 3 at Pittsburgh
- OSU Offensive Player of the Game, Week 1 vs. Tulsa
- College Football Performance Awards - Honorable Mention National Performer of the Week, Week 1 vs. Tulsa
- OSU Offensive Player of the Game, Week 2 vs. South Alabama
- College Football Performance Awards - Honorable Mention National Performer of the Week, Week 3 vs. Pittsburgh

JAMES WASHINGTON - WR

- Preseason Associated Press All-America Team Unanimous First Team Selection
- Preseason All-Big 12 Football Team - Unanimous Selection
- Walter Camp Award Preseason Watch List
- Maxwell Award Preseason Watch List
- Biletnikoff Award Preseason Watch List
- Earl Campbell Tyler Rose Award Preseason Watch List

JALEN MCCLESKEY - WR

- Biletnikoff Award Preseason Watch List
- OSU Offensive Player of the Game, Week 3 at Pittsburgh

BRAD LUNDBLADE - OL

- Rimington Trophy Preseason Watch List

ZACHARY CRABTREE - OL

- Preseason All-Big 12 Football Team

JUSTICE HILL - RB

- Doak Walker Award Preseason Watch List
- Preseason All-Big 12 Football Team

DEQUINTON OSBORNE - DT

- OSU Defensive Player of the Game, Week 1 vs. Tulsa

JUSTIN PHILLIPS - LB

- OSU Defensive Player of the Game, Week 2 at South Alabama

JORDAN BRAILFORD - DE

- OSU Defensive Player of the Game, Week 3 at Pittsburgh

TRE FLOWERS - S

- Jim Thorpe Award Preseason Watch List
- Preseason All-Big 12 Football Team

ZACH SINOR - P

- Ray Guy Award Preseason Watch List

MATT AMMENDOLA - K

- Big 12 Special Teams Player of the Week, Week 2 at South Alabama



OSU CAREER RECORDS WATCH

TOUCHDOWNS SCORED

1.	60	Barry Sanders (53 rush, 1 rcv, 6 ret)	1986-88
2.	50	Thurman Thomas (47 rush, 2 rcv, 1 ret)	1984-87
3.	49	Terry Miller (49 rush)	1974-77
4.	43	Joseph Randle (40 rush, 3 rcv)	2010-12
5.	42	Justin Blackmon (1 rush, 40 rcv, 1 ret)	2008-11
	42	Rashaun Woods (42 rcv)	1999-03
7.	39	Kendall Hunter (37 rush, 2 rcv)	2007-10
8.	36	Tatum Bell (34 rush, 2 rcv)	2000-03
9.	34	Jeremy Smith (34 rush)	2009-13
10.	32	Dez Bryant (29 rcv, 3 ret)	2007-09
	32	Hart Lee Dykes (1 rush, 31 rcv)	1985-88
--	29	James Washington (29 rcv)	2014-17

PASS ATTEMPTS

1.	1103	Brandon Weeden (767-1103-27)	2007-11
2.	1078	Mike Gundy (636-1078-39)	1986-89
3.	1052	Mason Rudolph (665-1052-18)	2014-17

PASS COMPLETIONS

1.	767	Brandon Weeden (767-1103-27)	2007-11
2.	665	Mason Rudolph (665-1052-18)	2014-17

PASSING YARDS

1.	9849	Mason Rudolph (665-1052-18)	2014-17
2.	9260	Brandon Weeden (767-1103-27)	2007-11

PASSING TDS

1.	75	Brandon Weeden	2007-11
2.	66	Zac Robinson	2005-09
	66	Mason Rudolph	2014-17

COMPLETION PERCENTAGE (MIN 200 ATT)

1.	69.5	Brandon Weeden (767-1103-27)	2007-11
2.	63.2	Mason Rudolph (665-1052-18)	2014-17
3.	63.1	J.W. Walsh (299-474-10)	2011-15
4.	61.1	Zac Robinson (610-999-31)	2005-09
5.	59.0	Clint Chelf (317-537-15)	2009-13
	59.0	Mike Gundy (636-1078-39)	1986-89
7.	57.5	Aso Pogi (335-583-22)	2000-02
8.	55.5	Rusty Hilger (316-569-23)	1982-84
9.	54.9	Daxx Garman (152-277-12)	2013-14
10.	54.6	Josh Fields (445-815-25)	2001-03

PASS EFFICIENCY (MIN 200 ATT)

1.	159.1	Mason Rudolph (665-1052-18)	2014-17
2.	157.6	Brandon Weeden (767-1103-27)	2007-11
3.	153.3	J.W. Walsh (299-474-10)	2011-15
4.	146.6	Zac Robinson (610-999-31)	2005-09
5.	143.1	Clint Chelf (317-537-15)	2009-13
6.	137.3	Donovan Woods (114-219-5)	2003-07
7.	135.2	Mike Gundy (636-1078-39)	1986-89
8.	133.5	Josh Fields (445-815-25)	2001-03
9.	129.0	Bobby Reid (226-424-16)	2005-07
10.	122.4	Daxx Garman (152-277-12)	2013-14

TOUCHDOWNS RESPONSIBLE FOR

1.	88	Zac Robinson	2005-09
2.	76	Brandon Weeden	2007-11
3.	75	Mason Rudolph	2014-17

AVERAGE YARDS/PASS (MIN 200 ATT)

1.	9.7	Mason Rudolph (665-1052-18)	2014-17
2.	8.4	Brandon Weeden (767-1103-27)	2007-11
3.	8.3	Zac Robinson (610-999-31)	2005-09
	8.3	J.W. Walsh (299-474-10)	2011-15
5.	8.2	Donovan Woods (114-219-5)	2003-07
6.	8.0	Clint Chelf (317-537-15)	2009-13
7.	7.9	Mike Gundy (636-1078-39)	1986-89
8.	7.5	Tony Lindsay (290-547-26)	1997-00
	7.5	Josh Fields (445-815-25)	2001-03
	7.5	Charlie Weatherbie (138-325-21)	1973-76

AVERAGE YDS/COMPLETION (MIN 200 ATT)

1.	18.7	Charlie Weatherbie (138-325-21)	1973-76
2.	15.7	Donovan Woods (114-219-5)	2003-07
3.	15.3	Brent Blackman (103-284-19)	1971-73
4.	14.8	Mason Rudolph (665-1052-18)	2014-17
5.	14.4	Glenn Baxter (108-278-19)	1963-65
	14.4	Harold Bailey (122-305-18)	1976-79
7.	14.2	Tony Lindsay (290-547-26)	1997-00
8.	14.1	Tony Pounds (189-402-36)	1970-71
9.	14.0	Robert Cutburth (142-336-19)	1967-69
10.	13.9	Bobby Reid (226-424-16)	2005-07

PASSING YARDS/GAME (MIN 20 GAMES)

1.	307.8	Mason Rudolph (32 games)	2014-17
2.	298.7	Brandon Weeden (31 games)	2007-11
3.	192.6	Mike Gundy (44 games)	1986-89
4.	190.3	Josh Fields (32 games)	2001-03
5.	184.8	Zac Robinson (45 games)	2005-09
6.	142.6	Clint Chelf (30 games)	2009-13
7.	131.2	Aso Pogi (28 games)	2000-02
8.	124.4	Rusty Hilger (32 games)	1982-84
9.	121.0	Tony Lindsay (34 games)	1997-00
	121.0	Tony Pounds (22 games)	1970-71

PASS RECEPTIONS

1.	293	Rashaun Woods (293-4414)	1999-03
2.	253	Justin Blackmon (253-3564)	2008-11
3.	224	Hart Lee Dykes (224-3510)	1985-88
4.	180	Josh Stewart (180-2204)	2011-13
5.	165	James Washington (165-3290)	2014-17
6.	163	D'Juan Woods (163-2751)	2002-06
7.	161	Josh Cooper (161-1695)	2007-11
8.	147	Dez Bryant (147-2425)	2007-09
9.	144	Tracy Moore (144-2064)	2009-13
10.	127	Adarius Bowman (127-2187)	2006-07
--	114	Jalen McCleskey (114-1244)	2015-17
--	100	Marcell Ateman (100-1545)	2013-17

RECEIVING YARDS

1.	4414	Rashaun Woods (293-4414)	1999-03
2.	3564	Justin Blackmon (253-3564)	2008-11
3.	3510	Hart Lee Dykes (224-3510)	1985-88
4.	3290	James Washington (165-3290)	2014-17
5.	2751	D'Juan Woods (163-2751)	2002-06
6.	2425	Dez Bryant (147-2425)	2007-09
7.	2204	Josh Stewart (180-2204)	2011-13
8.	2187	Adarius Bowman (127-2187)	2006-07
9.	2064	Tracy Moore (144-2064)	2009-13
10.	1973	Herman Eben (114-1973)	1968-70
--	1545	Marcell Ateman (100-1545)	2013-17

TOUCHDOWN RECEPTIONS

1.	42	Rashaun Woods	1999-03
2.	40	Justin Blackmon	2008-11
3.	31	Hart Lee Dykes	1985-88
4.	29	Dez Bryant	2007-09
	29	James Washington	2014-17
6.	20	D'Juan Woods	2002-06
	20	Adarius Bowman	2006-07
8.	18	Tracy Moore	2009-13
9.	15	Alonzo Mayes	1994-97
	15	Herman Eben	1968-70
--	13	Jalen McCleskey	2015-17

AVERAGE YARDS/CATCH (MIN 60 REC)

1.	19.94	James Washington (165-3290)	2014-17
2.	17.22	Adarius Bowman (127-2187)	2006-07
3.	16.98	Curtis Mayfield (85-1443)	1988-90
4.	16.88	D'Juan Woods (163-2751)	2002-06
5.	16.51	Herman Eben (114-1973)	1968-70
6.	16.50	Dez Bryant (147-2425)	2007-09
7.	16.08	Terry Young (77-1069)	1979-82
8.	15.94	Jhajuan Seales (112-1785)	2012-16
9.	15.67	Hart Lee Dykes (224-3510)	1985-88
10.	15.45	Marcell Ateman (100-1545)	2013-17
11.	15.25	Isaiah Anderson (63-961)	2008-12

RECEPTIONS/GAME (MIN 20 GAMES)

1.	6.66	Justin Blackmon (38 games)	2008-11
2.	6.23	Rashaun Woods (47 games)	1999-03
3.	5.46	Hart Lee Dykes (41 games)	1985-88
4.	5.29	Adarius Bowman (24 games)	2006-07
5.	5.25	Dez Bryant (28 games)	2007-09
6.	4.74	Josh Stewart (38 games)	2011-13
7.	4.40	Terry Brown (20 games)	1967-68
8.	3.93	Jalen McCleskey (29 games)	2015-17
9.	3.93	James Washington (42 games)	2014-17
10.	3.80	Herman Eben (30 games)	1968-70

TOTAL OFFENSE YARDS

1.	10175	Zac Robinson (1425-10175)	2005-09
2.	9860	Mason Rudolph (1224-9860)	2014-17

TOTAL OFFENSE/GAME (MIN 20 GAMES)

1.	308.1	Mason Rudolph (32 games)	2014-17
2.	293.9	Brandon Weeden (31 games)	2007-11
3.	226.1	Zac Robinson (45 games)	2005-09
4.	188.0	Mike Gundy (44 games)	1986-89
5.	187.0	Josh Fields (32 games)	2001-03
6.	162.6	Tony Lindsay (34 games)	1997-00
7.	159.4	Clint Chelf (30 games)	2009-13
8.	150.1	J.W. Walsh (33 games)	2011-15
9.	140.6	Bobby Reid (27 games)	2005-07
10.	136.5	Aso Pogi (28 games)	2000-02

TOTAL OFFENSE/PLAY (MIN 400 PLAYS)

1.	8.05	Mason Rudolph (1224-9860)	2014-17
2.	7.98	Brandon Weeden (1142-9110)	2007-11
3.	7.51	Clint Chelf (637-4782)	2009-13
4.	7.35	J.W. Walsh (674-4953)	2011-15
5.	7.14	Zac Robinson (1425-10175)	2005-09
6.	6.81	Barry Sanders (560-3814)	1986-88
7.	6.53	Josh Fields (917-5984)	2001-03
8.	6.22	Mike Gundy (1330-8272)	1986-89
9.	6.09	Bobby Reid (623-3797)	2005-07
10.	5.91	Kendall Hunter (708-4181)	2007-10



THE LAST TIME...

OKLAHOMA STATE TEAM

50+ Points	59 at Pittsburgh, Sept. 16, 2017
60+ Points	61 vs. Southeastern Louisiana, Sept. 3, 2016
70+ Points	70 at Texas Tech, Oct. 31, 2015
Shut a team out at home	vs. Savannah State, Sept. 1, 2012 (84-0)
Shut out a conference opponent at home	vs. Kansas State, Nov. 25, 1961 (45-0)
Shut a team out on the road	at Oklahoma, Nov. 11, 1995 (12-0)
Shut out a conference opponent on the road	at Oklahoma, Nov. 11, 1995 (12-0)
Overtime game	at West Virginia, Oct. 11, 2015 (W, 33-26)
30+ first downs	30 at Baylor, Sept. 24, 2016
50+ rushing attempts	55 at Baylor, Sept. 24, 2016
60+ rushing attempts	61 vs. Texas Tech, Sept. 22, 2007
70+ rushing attempts	71 vs. Mississippi State, Sept. 19, 1998
200+ Yards Rushing	332 vs. Tulsa, Aug. 31, 2017
300+ Yards Rushing	332 vs. Tulsa, Aug. 31, 2017
400+ Yards Rushing	450 vs. Missouri State, Sept. 13, 2008
500+ Yards Rushing	536 vs. Kansas, Nov. 12, 1988
Less than 100 Yards Rushing	85 vs. West Virginia, Oct. 29, 2016
Less than 50 Yards Rushing	8 vs. Baylor, Nov. 21, 2015
Less than 25 Yards Rushing	8 vs. Baylor, Nov. 21, 2015
50+ pass attempts	51 vs. Baylor, Nov. 21, 2015
60+ pass attempts	60 at Arizona, Sept. 8, 2012
40+ pass completions	42 at Iowa State, Nov. 18, 2011
300+ Yards Passing	572 at Pittsburgh, Sept. 16, 2017
400+ Yards Passing	572 at Pittsburgh, Sept. 16, 2017
500+ Yards Passing	572 at Pittsburgh, Sept. 16, 2017
Less than 100 Yards Passing	78 at Iowa State, Oct. 26, 2013
500+ Yards Total Offense	676 at Pittsburgh, Sept. 16, 2017
600+ Yards Total Offense	676 at Pittsburgh, Sept. 16, 2017
700+ Yards Total Offense	742 vs. Louisiana, Sept. 15, 2012
Less than 200 Yards Total Offense	192 vs. Texas, Nov. 16, 2014
Less than 150 Yards Total Offense	109 at Oklahoma, Nov. 28, 2009
90+ offensive plays	101 at Baylor, Sept. 24, 2016
Beat a Top 25 team at home	vs. No. 10 West Virginia, Oct. 29, 2016 (37-20)
Beat a Top 20 team at home	vs. No. 10 West Virginia, Oct. 29, 2016 (37-20)
Beat a Top 15 team at home	vs. No. 10 West Virginia, Oct. 29, 2016 (37-20)
Beat a Top 10 team at home	vs. No. 10 West Virginia, Oct. 29, 2016 (37-20)
Beat a Top 5 team at home	vs. No. 5 TCU, Nov. 7, 2015 (49-29)
Beat a Top 25 team on the road	at No. 18 Oklahoma, Dec. 6, 2014 (38-35, OT)
Beat a Top 20 team on the road	at No. 18 Oklahoma, Dec. 6, 2014 (38-35, OT)
Beat a Top 15 team on the road	at No. 15 Texas Tech, Nov. 2, 2013 (52-34)
Beat a Top 10 team on the road	at No. 8 Texas A&M, Sept. 24, 2011 (30-29)
Beat a Top 5 team on the road	at No. 3 Missouri, Oct. 11, 2008 (28-23)
Beat a Top 25 team at a neutral site	vs. No. 11 Colorado (2016 Alamo Bowl), 38-8
Beat a Top 20 team at a neutral site	vs. No. 11 Colorado (2016 Alamo Bowl), 38-8
Beat a Top 15 team at a neutral site	vs. No. 11 Colorado (2016 Alamo Bowl), 38-8
Beat a Top 10 team at a neutral site	vs. No. 4 Stanford (2012 Fiesta Bowl), 41-38
Beat a Top 5 team at a neutral site	vs. No. 4 Stanford (2012 Fiesta Bowl), 41-38
Forced 5 Turnovers	7 vs. UTSA, Sept. 19, 2015
Intercepted 4 Passes	4 vs. TCU, Nov. 7, 2015
Had 0 Turnovers	at South Alabama, Sept. 8, 2017

OKLAHOMA STATE INDIVIDUAL RUSHING

100+ Yards Rushing	132, Justice Hill vs. Tulsa, Aug. 31, 2017
100+ Yards Rushing at Halftime	110, Desmond Roland vs. Oklahoma, Dec. 7, 2013
200+ Yards Rushing	219, Desmond Roland at Iowa State, Oct. 26, 2013
200+ Yards Rushing in a Half	208, Kendall Hunter 1st half vs. Washington St., Sept. 4, 2010
QB Rushed for 100 Yards	125, J.W. Walsh vs. Mississippi State, Aug. 31, 2013
Two Players with 100+ Yards Rushing	154, Justice Hill -and- 146 Chris Carson at TCU, Nov. 19, 2016
Three Players with 100+ Yards Rushing	148, Keith Toston vs. Missouri St., Sept. 13, 2008
	138, Beau Johnson vs. Missouri St., Sept. 13, 2008
	132, Kendall Hunter vs. Missouri St., Sept. 13, 2008
Had a run of 50+ Yards	73, LD Brown -and- 71, J.D. King vs. Tulsa, Aug. 31, 2017
Had a run of 75+ Yards	81, Herschel Sims vs. Baylor, Oct. 29, 2011 (TD)

Had a run of 80+ Yards	81, Herschel Sims vs. Baylor, Oct. 29, 2011 (TD)
Had a run of 90+ Yards	95, Tatum Bell vs. Texas Tech, Oct. 18, 2003 (TD)
Had 30+ Rushing Attempts	32, Desmond Roland vs. Washington, Jan. 2, 2015
Had 35+ Rushing Attempts	41, David Thompson vs. Baylor, Nov. 23, 1996
Had 40+ Rushing Attempts	41, David Thompson vs. Baylor, Nov. 23, 1996
4+ Rushing Touchdowns	4, Rennie Childs vs. Pittsburgh, Sept. 17, 2016
5+ Rushing Touchdowns	5, Barry Sanders vs. Kansas, Nov. 12, 1988

OKLAHOMA STATE INDIVIDUAL PASSING

300+ Yards Passing	497, Mason Rudolph at Pittsburgh, Sept. 16, 2017
300+ Yards Passing in a half	423, Mason Rudolph, first half at Pittsburgh, Sept. 16, 2017
400+ Yards Passing	497, Mason Rudolph at Pittsburgh, Sept. 16, 2017
Had 30+ Completions	34, Mason Rudolph vs. Kansas State, Oct. 3, 2015
Had 40+ Completions	42, Brandon Weeden at Iowa State, Nov. 18, 2011
Had 40+ Attempts	44, Mason Rudolph vs. Iowa State, Oct. 8, 2016
Had 50+ Attempts	50, Mason Rudolph vs. Baylor, Nov. 21, 2015
Had 60+ Attempts	60, Wes Lunt at Arizona, Sept. 8, 2012
50+ Yard Pass	69, Mason Rudolph to Marcell Ateman at Pittsburgh, Sept. 16, 2017 (TD)
80+ Yard Pass	82, Mason Rudolph to James Washington vs. Texas Tech, Nov. 12, 2016 (TD)
90+ Yard Pass	91, Mason Rudolph to James Washington vs. Pittsburgh, Sept. 17, 2016 (TD)
Had 4+ TD Passes	5, Mason Rudolph at Pittsburgh, Sept. 16, 2017
Had 4+ TD Passes in a Half	5, Mason Rudolph, first half, at Pittsburgh, Sept. 16, 2017
Had 5+ TD Passes	5, Mason Rudolph at Pittsburgh, Sept. 16, 2017
Had 5+ TD Passes in a Half	5, Mason Rudolph, first half, at Pittsburgh, Sept. 16, 2017
Had 6+ TD Passes	6, Brandon Weeden vs. Tulsa, Sept. 18, 2010
Had 7+ TD Passes	7, Josh Fields at SMU, Sept. 20, 2003

OKLAHOMA STATE INDIVIDUAL RECEIVING

Caught 10+ Passes	11, Jalen McCleskey vs. West Virginia, Oct. 29, 2016
Two Players Caught 10+ Passes	13, Josh Cooper -and- 10, Justin Blackmon at Iowa State, Nov. 18, 2011
Three Players Caught 10+ Passes	11, Josh Cooper; 11, Justin Blackmon -and- 10 Hubert Anyiam at Texas A&M, Sept. 24, 2011
100+ Yards Receiving	162, Jalen McCleskey, 124, James Washington
	109, Marcell Ateman -and- 100, Dillon Stoner at Pittsburgh, Sept. 16, 2017
100+ Yards Receiving at halftime	162, Jalen McCleskey -and- 100, Dillon Stoner at Pittsburgh, Sept. 16, 2017
200+ Yards Receiving	296, James Washington vs. Pittsburgh, Sept. 17, 2016
300+ Yards Receiving	300, Adarius Bowman at Kansas, Oct. 14, 2006
Two Players with 100+ Yards Receiving	162, Jalen McCleskey, 124, James Washington
	109, Marcell Ateman -and- 100, Dillon Stoner at Pittsburgh, Sept. 16, 2017
Had 3+ TD Catches	3, Jalen McCleskey at Pittsburgh, Sept. 16, 2017
Had 4+ TD Catches	4, Tracy Moore at Arizona, Sept. 8, 2012
Had 5+ TD Catches	7, Rashaun Woods at SMU, Sept. 20, 2003
100+ Yards Receiving by a Running Back	113, Gerald Hudson at Kansas, Nov. 4, 1989
100 yards rushing and receiving, same game	Gerald Hudson at Kansas, Nov. 4, 1989
	108 rushing yards and 113 receiving yards

OKLAHOMA STATE INDIVIDUAL DEFENSE

Had 15+ Tackles	19, Jordan Sterns at Oklahoma, Dec. 3, 2016
Had 20+ Tackles	20, Jordan Sterns vs. West Virginia, Oct. 25, 2014
Had 2+ Interceptions	2, Chad Whitener vs. TCU, Nov. 7, 2015
Had 3+ Interceptions	3, Jacob Lacey vs. Texas, Nov. 3, 2007
INT Return for a Touchdown	10, Justin Phillips at Pittsburgh, Sept. 16, 2017
Fumble Return for a Touchdown	82, Kenneth Edison-McGruder vs. Tulsa, Aug. 31, 2017
Multiple Defensive TDs	Ramon Richards (9 yd fumble return) and Madre Harper (0 yd fumble return) vs. Southeastern Louisiana, Sept. 3, 2016
Had 4+ Tackles for Loss	4.0, Cole Walterscheid vs. Pittsburgh, Sept. 17, 2016
Had 5+ Tackles for Loss	5.5, Emmanuel Ogbah at Kansas, Oct. 11, 2014
Had 3+ Sacks	3, Nathan Peterson at Baylor, Nov. 17, 2007
Blocked a Punt	Miketavious Jones vs. Kansas, Oct. 24, 2015
Blocked a FG	Motekiai Maile at Kansas, Oct. 22, 2016
Blocked a PAT	Vincent Taylor at TCU, Nov. 19, 2016
Blocked a Punt, FG and PAT in a single game	Jordan Sterns (Punt), Ofa Hautau (FG) -and- James Castleman (PAT) vs. Missouri State, Sept. 6, 2014
Recorded a Safety	Tyler Ferguson vs. Kansas, Oct. 24, 2015



THE LAST TIME...

OKLAHOMA STATE INDIVIDUAL MISCELLANEOUS

KR for a Touchdown	99, Tyreek Hill at Kansas, Oct. 11, 2014
Game-Opening KR for a Touchdown	100, Justin Gilbert vs. Kansas, Nov. 9, 2013
PR for a Touchdown	67, Jalen McCleskey at Texas Tech, Oct. 31, 2015
Punt Blocked for a Touchdown	Miketavius Jones blocked & returned vs. Kansas, Oct. 24, 2015
Returned a blocked FG for a Touchdown	Massey blocked, M. Jones returned vs. Kansas, Nov. 13, 1999
Returned a PAT for a score	Vincent Taylor blocked, Tre Flowers returned vs. Texas, Oct. 1, 2016
OSU player scored 4+ TDs in a game	4, Rennie Childs vs. Pittsburgh, Sept. 17, 2016
OSU player scored 5+ TDs in a game	7, Rashaun Woods at SMU, Sept. 20, 2003
Passed For 200 Yards & Rushed For 100 Yards	Zac Robinson, 202 passing/144 rushing at Baylor, Nov. 17, 2007
300-yd passer, 200-yd rusher, 200-yd receiver	Zac Robinson, 320 yards passing, Kendall Hunter, 210 yards rushing, Dez Bryant, 236 yards receiving vs. Houston, Sept. 6, 2008
300-yd passer, 100-yd rusher, 100-yd receiver	Mason Rudolph, 303 yards passing; Justice Hill, 132 yards rushing -and- James Washington, 145 yards receiving vs. Tulsa, Aug. 31, 2017
100-yd rusher & 100-yd receiver, same game	Justice Hill, 132 yards rushing -and- James Washington, 145 yards receiving vs. Tulsa, Aug. 31, 2017
200-yd rusher & 200-yd receiver, same game	Kendall Hunter, 210 yards rushing, Dez Bryant, 236 yards receiving vs. Houston, Sept. 6, 2008
Punted the Ball 70+ Yards	71, Kip Smith vs. West Virginia, Oct. 25, 2014
Punted the Ball 80+ Yards	80, Cole Farden at Baylor, Nov. 22, 2003
Kicked a 50-Yard FG	53, Matt Ammendola at South Alabama, Sept. 8, 2017
Kicked Two 50+ Yard FGs, same game	Dan Bailey (52 and 52) at Louisiana, Oct. 8, 2010
Made 4+ FG	4, Ben Grogan vs. Missouri State, Sept. 6, 2014
OSU player blocked multiple kicks in a game	Vincent Taylor (two blocked PATs) vs. Texas, Oct. 1, 2016

OPPONENT TEAM

50+ Points	58 vs. Oklahoma, Nov. 28, 2015
Shut out OSU in Stillwater	vs. Colorado, Oct. 1, 2005 (34-0)
Shut out OSU in Stillwater (Conf.)	vs. Colorado, Oct. 1, 2005 (34-0)
Shut out OSU at opponent home	at Oklahoma, Nov. 28, 2009 (27-0)
Shut out OSU at opponent home (Conf.)	at Oklahoma, Nov. 28, 2009 (27-0)
Shut out OSU in the first half	vs. Texas, Nov. 16, 2014
Shut out OSU in the second half	at Oklahoma, Nov. 28, 2009
30+ first downs	34 vs. Texas Tech, Nov. 12, 2016
40+ first downs	44 at Oklahoma, Nov. 24, 2012
50+ rushing attempts	60 vs. Tulsa, Aug. 31, 2017
60+ rushing attempts	60 vs. Tulsa, Aug. 31, 2017
Less than 25 Yards Rushing	13 vs. Colorado, Nov. 19, 2009
Less than 50 yards Rushing	41 at South Alabama, Sept. 8, 2017
Less than 100 Yards Rushing	41 at South Alabama, Sept. 8, 2017
200+ Yards Rushing	244 vs. Tulsa, Aug. 31, 2017
300+ Yards Rushing	341 at Oklahoma, Dec. 3, 2016
400+ Yards Rushing	513, Nebraska, Aug. 31, 1995
500+ Yards Rushing	513, Nebraska, Aug. 31, 1995
50+ pass attempts	52 vs. Texas Tech, Nov. 12, 2016
60+ pass attempts	60 vs. Texas Tech, Sept. 25, 2014
70+ pass attempts	71 at Texas Tech, Nov. 2, 2013
Less than 100 Yards Passing	87 at Kansas State, Nov. 5, 2016
Less than 200 Yards Passing	134 at South Alabama, Sept. 8, 2017
300+ Yards Passing	359 vs. Texas Tech, Nov. 12, 2016
400+ Yards Passing	445 vs. TCU, Nov. 7, 2015
500+ Yards Passing	512 at Oklahoma, Nov. 24, 2012
600+ Yards Passing	646 vs. Texas Tech, Sept. 22, 2007
Less than 200 Yards Total Offense	175 at South Alabama, Sept. 8, 2017
Less than 150 Yards Total Offense	139, Savannah State, Sept. 1, 2012
500+ Yards Total Offense	629 at Oklahoma, Dec. 3, 2016
600+ Yards Total Offense	629 at Oklahoma, Dec. 3, 2016
700+ Yards Total Offense	700 vs. Baylor, Nov. 21, 2015
90+ offensive plays	98 vs. Tulsa, Aug. 31, 2017
100+ offensive plays	104 vs. Baylor, Nov. 21, 2015
Forced 5 OSU Turnovers	5 at Kansas State, Nov. 3, 2012
Intercepted 4 OSU Passes	4 at Kansas State, Nov. 3, 2012
Had 0 Turnovers	vs. Oklahoma, Nov. 28, 2015

OPPONENT INDIVIDUAL RUSHING

100+ Yards Rushing	111, Corey Taylor II vs. Tulsa, Aug. 31, 2017
200+ Yards Rushing	239, Samaje Perine at Oklahoma, Dec. 3, 2016
250+ Yards Rushing	267, Vince Young vs. Texas, Oct. 29, 2005
QB rushed for 100 Yards	153, Jesse Ertz at Kansas State, Nov. 5, 2016
Two Players with 100+ Yards Rushing	148, D'Onta Foreman -and- 106, Chris Warren III vs. Texas, Oct. 1, 2016
50+ Yard Run	55, Corey Taylor II vs. Tulsa, Aug. 31, 2017
80+ Yard Run	80, Ja'Terian Douglas at Tulsa, Sept. 18, 2011

90+ Yard Run	90, Calvin Jones at Nebraska, Oct. 10, 1992
Had 30+ Rushing Attempts	37, Semaje Perine at Oklahoma, Dec. 3, 2016
Had 35+ Rushing Attempts	35, Stepfan Taylor vs. Stanford, Jan. 2, 2012
4+ Rushing Touchdowns	5, Cedric Benson vs. Texas, Nov. 6, 2004
5+ Rushing Touchdowns	5, Cedric Benson vs. Texas, Nov. 6, 2004

OPPONENT INDIVIDUAL PASSING

300+ Yards Passing	344, Patrick Mahomes vs. Texas Tech, Nov. 12, 2016
400+ Yards Passing	445, Trevone Boykin vs. TCU, Nov. 7, 2015
500+ Yards Passing	500, Landry Jones at Oklahoma, Nov. 24, 2012
600+ Yards Passing	646, Graham Harrell vs. Texas Tech, Sept. 22, 2007
Had 30+ Completions	34, Patrick Mahomes vs. Texas Tech, Nov. 12, 2016
Had 40+ Completions	45, Davis Webb at Texas Tech, Nov. 2, 2013
Had 40+ Attempts	51, Patrick Mahomes vs. Texas Tech, Nov. 12, 2016
Had 50+ Attempts	51, Patrick Mahomes vs. Texas Tech, Nov. 12, 2016
Had 60+ Attempts	71, Davis Webb at Texas Tech, Nov. 2, 2013
Had 70+ Attempts	71, Davis Webb at Texas Tech, Nov. 2, 2013
50+ Yard Pass	74, Ben DiNucci to Quadree Henderson at Pittsburgh, Sept. 16, 2017
80+ Yard Pass	89, Seth Russell to Chris Platt at Baylor, Sept. 24, 2016
90+ Yard Pass	90, Patrick Mahomes to Jakeem Grant at Texas Tech, Oct. 31, 2015 (TD)
Had 4+ TD Passes	4, Seth Russell at Baylor, Sept. 24, 2016
Had 5+ TD Passes	5, Taylor Martinez vs. Nebraska, Oct. 23, 2010
Had 6+ TD Passes	6, Graham Harrell vs. Texas Tech, Nov. 8, 2008

OPPONENT INDIVIDUAL RECEIVING

Caught 10+ Passes	10, Sterling Shepard vs. Oklahoma, Nov. 28, 2015
Caught 15+ Passes	15, Jace Amaro at Texas Tech, Nov. 2, 2013
100+ Yards Receiving	103, Phillip Lindsay vs. Colorado, Dec. 29, 2016
Two With 100+ Yards Receiving	175, Ishmael Zamora and 114, Chris Platt at Baylor, Sept. 24, 2016
Three With 100+ Yards Receiving	162, Jalen Saunders, 146, Justin Brown and 103, Kenny Stills at Oklahoma, Nov. 24, 2012
200+ Yards Receiving	210, KD Cannon vs. Baylor, Nov. 21, 2015
Two Players with 200+ Yards Receiving	237, Michael Crabtree -and- 233, Danny Amendola, Texas Tech, Sept. 22, 2007
Had 3+ TD Catches	3, Laquon Treadwell vs. Ole Miss, Jan. 1, 2016
Had 4+ TD Catches	4, Marcus Harris at Wyoming, Sept. 23, 1995
100+ Yards Receiving by a Running Back	103, Phillip Lindsay vs. Colorado, Dec. 29, 2016


OPPONENT INDIVIDUAL DEFENSE

Had 15+ Tackles	15, Denzel Johnson at TCU, Nov. 19, 2016
Had 2+ Interceptions	2, Jordan Thomas vs. Oklahoma, Nov. 28, 2015
Had 3+ Interceptions	3, Allen Chapman at Kansas State, Nov. 3, 2012
Interception Return for a Touchdown	29, Duke Shelley at Kansas State, Nov. 5, 2016
Fumble Return for a Touchdown	Jason Pinnock at Pittsburgh, Sept. 16, 2017
Had 4+ Tackles for Loss	4.5, Travon Blanchard at Baylor, Sept. 24, 2016
Had 5+ Tackles for Loss	6, Dylan Cole vs. Missouri State, Sept. 6, 2014
Had 3+ Sacks	3, Tim Crowder, Texas, Nov. 6, 2004
Had 4+ Sacks	4, Antwaun Bynum vs. Missouri, Oct. 6, 2001
Blocked a Punt	Jayd Kirby at Kansas State, Nov. 5, 2016
Blocked a FG	Travis Britz vs. Kansas State, Oct. 5, 2013
Blocked a PAT attempt	Poona Ford vs. Texas, Oct. 1, 2016
Recorded a safety	Kyle Rose at West Virginia, Oct. 10, 2015

OPPONENT INDIVIDUAL MISCELLANEOUS

KR for a Touchdown	100, Jakeem Grant at Texas Tech, Oct. 31, 2015
PR for a Touchdown	64, Jalen Saunders vs. Oklahoma, Dec. 7, 2013
Punt Blocked for a Touchdown	21, Daniel Gonzalez, Kansas St., Oct. 7, 2006
Returned a blocked FG for a Touchdown	65, Kip Daily, Kansas St., Oct. 5, 2013
Returned a PAT for a score	Frank Alexander, vs. Oklahoma, Nov. 29, 2008
Scored 4+ TD in a game	4, Cooper Rush vs. Central Michigan, Sept. 10, 2016
Passed for 200 Yards & Rushed for 100 Yards	Taylor Martinez, 323 passing/112 rushing vs. Nebraska, Oct. 23, 2010
Punted the Ball 70+ Yards	74, Michael Such vs. Tulsa, Sept. 18, 2010
Punted the Ball 80+ Yards	81, Brian Lewis vs. Oklahoma, Nov. 9, 1996
Kicked a 50-Yard FG	51, Nick Rose vs. Texas, Nov. 16, 2014
Made 4+ FG	4, Jimmy Stevens, Oklahoma, Nov. 27, 2010

BOX SCORES

	WEEK ONE Aug. 31, 2017 Stillwater, Okla. Attendance: 56,790 TV: FS1
TULSA <small>RV/RV</small>	24
OKLAHOMA STATE <small>10/11</small>	59

Captains: Mason Rudolph, James Washington, Tre Flowers, Kirk Tucker

Score by Quarters	1	2	3	4	Score
Tulsa	0	17	0	7	24
Oklahoma State	21	17	14	7	59

Scoring Summary

1st	12:59	OSU	Johnson, T 44 yd pass from Rudolph, M. (Ammendola kick)
			8-74 2:01, TLS 0 - OSU 7
	06:35	OSU	Washington, J. 40 yd pass from Rudolph (Ammendola kick)
			6-81 2:13, TLS 0 - OSU 14
	04:08	OSU	Hill, Justice 3 yd run (Ammendola kick)
			2-52 0:17, TLS 0 - OSU 21
2nd	10:38	TLS	Higuera, A. 0 yd fumble recovery (Jones, R kick)
			TLS 7 - OSU 21
	10:06	OSU	King, J.D. 71 yd run (Ammendola kick)
			2-75 0:32, TLS 7 - OSU 28
	06:18	TLS	Taylor II, C. 3 yd run (Jones, R kick)
			13-75 3:48, TLS 14 - OSU 28
	03:29	OSU	Ammendola, Matt 24 yd field goal
			9-60 2:49, TLS 14 - OSU 31
	02:04	OSU	Washington 77 yd pass from Rudolph (Ammendola kick)
			1-77 0:10, TLS 14 - OSU 38
	00:00	TLS	Jones, R. 23 yd field goal
			4-18 0:33, TLS 17 - OSU 38
3rd	06:37	OSU	Rudolph, Mason 1 yd run (Ammendola kick)
			14-80 5:29, TLS 17 - OSU 45
	02:14	OSU	Edison-McGruder, K. 82 yd fumble ret. (Ammendola kick)
			TLS 17 - OSU 52
4th	07:55	OSU	Brown, LD 15 yd run (Ammendola, Matt kick)
			2-20 0:34, TLS 17 - OSU 59
	05:35	TLS	Taylor II, C. 55 yd run (Jones, R. kick)
			6-75 2:20, TLS 24 - OSU 59

	TLS	OSU
FIRST DOWNS	26	25
RUSHES-YARDS (NET)	60-244	37-332
PASSING YDS (NET)	188	308
Passes Att-Comp-Int	38-20-0	26-21-0
TOTAL OFFENSE PLAYS-YARDS	98-432	63-640
Fumble Returns-Yards	1-26	1-82
Punt Returns-Yards	0-0	2-3
Kickoff Returns-Yards	3-45	3-67
Interception Returns-Yards	0-0	0-0
Punts (Number-Avg)	7-44.6	2-40.0
Fumbles-Lost	3-2	2-2
Penalties-Yards	6-48	5-51
Possession Time	36:40	23:20
Third-Down Conversions	16 of 26	5 of 9
Fourth-Down Conversions	1 of 2	0 of 0
Red-Zone Scores-Chances	2-4	4-5
Sacks By: Number-Yards	2-9	1-11


RUSHING: Tulsa-Taylor II, C. 20-111; President, C. 8-69; Brewer, D. 22-33; Brooks, S. 8-28; Skipper, L. 2-3. Oklahoma State-Hill, Justice 15-132; King, J.D. 6-95; Brown, LD 5-92; Johnson, Tyron 1-11; Wilson, Ja'Ron 5-8; Rudolph, Mason 3-3; Washington, James 1-minus 1; Cornelius, Taylor 1-minus 8.

PASSING: Tulsa-President, C. 18-35-0-178; Skipper, L. 2-3-0-10. Oklahoma State-Rudolph, Mason 20-24-0-303; Cornelius, Taylor 1-2-0-5.

RECEIVING: Tulsa-Johnson, K. 7-52; Hobbs, J. 6-71; Stewart, J. 3-30; Carter, N. 2-18; Brewer, D. 1-18; Taylor II, C. 1-minus 1. Oklahoma State-Washington, James 6-145; Ateman, Marcell 4-75; Stoner, Dillon 4-18; Hill, Justice 3-10; Johnson, Tyron 1-44; Lacy, Chris 1-13; Finefuiaki, Sione 1-5; McCleskey, Jalen 1-minus 2.

INTERCEPTIONS: Tulsa-None. Oklahoma State-None.

FUMBLES: Tulsa-Wilson Jr., P. 1-0; President, C. 1-1; Brooks, S. 1-1. Oklahoma State-McCleskey, Jalen 1-1; Rudolph, Mason 1-1.

	WEEK TWO Sep. 8, 2017 Mobile, Ala. Attendance: 26,487 TV: ESPN2
SOUTH ALABAMA	7
OKLAHOMA STATE <small>11/10</small>	44

Captains: Larry Williams, Jerel Morrow, DeQuinton Osborne, Chance Cook

Score by Quarters	1	2	3	4	Score
South Alabama	0	0	0	7	7
Oklahoma State	17	3	21	3	44

Scoring Summary

1st	07:32	OSU	Ammendola, Matt 31 yd field goal
			12-57 3:58, USA 0 - OSU 3
	05:31	OSU	Washington, J. 66 yd pass from Rudolph (Ammendola kick)
			2-68 0:29, USA 0 - OSU 10
	01:36	OSU	Ateman, M. 4 yd pass from Rudolph (Ammendola kick)
			7-73 2:23, USA 0 - OSU 17
2nd	00:11	OSU	Ammendola, Matt 53 yd field goal
			8-44 1:06, USA 0 - OSU 20
3rd	11:16	OSU	Ateman, M. 20 yd pass from Rudolph (Ammendola kick)
			4-43 0:58, USA 0 - OSU 27
	07:44	OSU	Rudolph, Mason 10 yd run (Ammendola kick)
			6-63 1:54, USA 0 - OSU 34
	04:12	OSU	Phillips, Justin 25 yd interception return (Ammendola kick)
			USA 0 - OSU 41
4th	10:55	OSU	Ammendola, Matt 48 yd field goal
			12-39 6:29, USA 0 - OSU 44
	04:35	USA	Francis, Mseiah 17 yd pass from Davis (Patterson kick)
			11-83 6:20, USA 7 - OSU 44

	USA	OSU
FIRST DOWNS	12	29
RUSHES-YARDS (NET)	27-41	37-163
PASSING YDS (NET)	134	342
Passes Att-Comp-Int	24-14-1	41-26-0
TOTAL OFFENSE PLAYS-YARDS	51-175	78-505
Fumble Returns-Yards	0-0	0-0
Punt Returns-Yards	0-0	2-13
Kickoff Returns-Yards	4-84	1-18
Interception Returns-Yards	0-0	1-25
Punts (Number-Avg)	7-48.4	2-37.0
Fumbles-Lost	1-1	1-0
Penalties-Yards	3-40	4-25
Possession Time	29:56	30:04
Third-Down Conversions	1 of 10	7 of 16
Fourth-Down Conversions	1 of 1	2 of 2
Red-Zone Scores-Chances	1-2	5-6
Sacks By: Number-Yards	1-1	4-25


RUSHING: South Alabama - Johnson, Xavier 5-36, Moore, Deonta 2-12, Minter, Tra 7-10, Foster, Denzel 2-2, TEAM 1-minus 2, Davis, Dallas 8-minus 8, Garvin, Cole 2-minus 9. Oklahoma State- King, J.D. 8-64, Brown, LD 10-38, Wudtee, Keondre 3-29, Hill, Justice 11-27, Rudolph, Mason 4-18, TEAM 1-minus 13.

PASSING: South Alabama-Davis, Dallas 13-23-1-126, Garvin, Cole 1-1-0-8. Oklahoma State-Rudolph, Mason 25-38-0-335; Wudtee, Keondre 1-3-0-7.

RECEIVING: South Alabama-Way, Jamarius 5-66, McCray, Jordan 3-27, Collier, Sa'Mory 2-3, Francis, Mseiah 1-17, Harris, Sam 1-16, Moore, Deontra 1-4, Minter, Tra 1-1. Oklahoma State-Ateman, Marcell 5-51, Lacy, Chris 4-54, Hill, Justice 4-46, Johnson, Tyron 4-43, McCleskey, Jalen 4-19, Washington, James 2-98, Stoner, Dillon 2-24, Wallace, Tylan 1-7.

INTERCEPTIONS: Tulsa-Davis, Dallas 1. Oklahoma State-None.

FUMBLES: Tulsa-Johnson, Xavier 1-1. Oklahoma State-TEAM 1-0.

	WEEK THREE Sep 16, 2017 Pittsburgh, Pa. Attendance: 38,952 TV: ESPN
PITTSBURGH	21
OKLAHOMA STATE <small>9/8</small>	59

Captains: Aaron Cochran, Jalen McCleskey, Kirk Tucker, Jerel Morrow

Score by Quarters	1	2	3	4	Score
South Alabama	0	14	7	0	21
Oklahoma State	21	28	7	3	59

Scoring Summary

1st	13:00	OSU	Hill, Justice 20 yd run (Ammendola kick)
			7-75 2:00, OSU 7 - UP 0
	07:46	OSU	Stoner 54 yd pass from Rudolph (Ammendola kick)
			10-96 3:16, OSU 14 - UP 0
	03:33	OSU	Ateman 69 yd pass from Rudolph (Ammendola kick)
			6-80 1:32, OSU 21 - UP 0
2nd	13:41	OSU	McCleskey 8 yd pass from Rudolph (Ammendola,kick)
			6-54 1:14, OSU 28 - UP 0
	11:22	OSU	McCleskey 40 yd pass from Rudolph (Ammendola kick)
			3-65 0:39, OSU 35 - UP 0
	09:25	UP	Moss, C. 5 yd run (Kessman kick)
			4-87 1:57, OSU 35 - UP 7
	06:15	OSU	Hill, Justice 15 yd run (Ammendola kick)
			8-82 3:10, OSU 42 - UP 7
	03:40	OSU	McCleskey 48 yd pass from Rudolph (Ammendola kick)
			5-79 1:49, OSU 49 - UP 7
	00:16	UP	Araujo-Lopes 14 yd pass from DiNucci (Kessman kick)
			13-80 3:24, OSU 49 - UP 14
3rd	09:54	OSU	Phillips 10 yd interception return (Ammendola, kick)
			OSU 56 - UP 14
	00:08	UP	Pinnock 0 yd fumble recovery (Kessman kick)
			OSU 56 - UP 21
4th	10:08	OSU	Ammendola, Matt 25 yd field goal
			10-57 5:00, OSU 59 - UP 21

	OSU	UP
FIRST DOWNS	27	17
RUSHES-YARDS (NET)	35-104	34-103
PASSING YDS (NET)	288	572
Passes Att-Comp-Int	37-26-1	35-20-2
TOTAL OFFENSE PLAYS-YARDS	69-391	72-676
Fumble Returns-Yards	0-0	0-0
Punt Returns-Yards	0-0	0-0
Kickoff Returns-Yards	5-85	2-41
Interception Returns-Yards	2-17	1-0
Punts (Number-Avg)	1-45.0	6-48.7
Fumbles-Lost	1-1	0-0
Penalties-Yards	4-30	6-50
Possession Time	28:28	31:32
Third-Down Conversions	10 of 14	5 of 15
Fourth-Down Conversions	0 of 1	1 of 2
Red-Zone Scores-Chances	4-4	2-2
Sacks By: Number-Yards	2-22	1-3

RUSHING: Oklahoma State-Hill, Justice 11-91; King, J.D. 16-35; Brown, LD 4-8; Rudolph, Mason 1-minus 3; TEAM 3-minus 27. Pitt-Moss, C. 12-36; French, M. 3-34; DiNucci, B. 7-18; Araujo-Lopes, R 1-10; Ollison, Q. 7-6; Hall, D. 1-1; Henderson, Q. 1-1; Browne, M. 2-minus 3.

PASSING: Oklahoma State-Rudolph, Mason 23-32-1-497; Cornelius, Taylor 3-5-0-75. Pitt-DiNucci, B. 13-25-2-228; Browne, M. 7-10-0-60.

RECEIVING: Oklahoma State-McCleskey, Jalen 7-162; Washington, James 5-124; Stoner, Dillon 5-100; Ateman, Marcell 4-109; Wallace, Tylan 2-49; Hill, Justice 2-2; Abbott, Britton 1-26. Pitt-Araujo-Lopes, R 6-89; Flanagan, M. 3-43; Mathews, A. 3-32; French, M. 3-16; Henderson, Q. 1-74; Moss, C. 1-12; Hall, D. 1-8; Clark, C. 1-7; Ollison, Q. 1-7.

INTERCEPTIONS: Oklahoma State-Phillips, Justin 1-10; Flowers, Tre 1-7. Pitt-Maddox, A. 1-0.

FUMBLES: Oklahoma State-TEAM 1-1. Pitt-None.



SELECT PLAYERS GAME-BY-GAME STATS

49 MATT AMMENDOLA

KICKER | 5-9 | 195 | R-SOPHOMORE
LANSDALE, PA./NORTH PENN

Career Highs

Longest FG 53 twice, last at South Alabama 9/8/17
Most FG Made 3 at South Alabama, 9/8/17

2017 Season Highs

Longest FG 53 at South Alabama 9/8/17
Most FG Made 3 at South Alabama, 9/8/17

Ammendola's 2016 Game-by-Game Kicking Stats

Date	Opponent	PAT-A	FGM-FGA	Lg	Blk
Sept. 3	SE Louisiana	0-1	0-0	0	0
Sept. 10	Central Michigan	0-0	1-1	53	0
Sept. 17	Pittsburgh	0-0	0-0	0	0
Sept. 24	at Baylor	0-0	0-0	0	0
Oct. 1	Texas	0-0	0-0	0	0
Oct. 8	Iowa State	0-0	0-0	0	0
Oct. 22	at Kansas	0-0	0-0	0	0
Oct. 29	West Virginia	0-0	0-0	0	0
Nov. 5	at Kansas State	0-0	0-0	0	0
Nov. 12	Texas Tech	0-0	0-0	0	0
Nov. 19	at TCU	0-0	0-0	0	0
Dec. 3	at Oklahoma	0-0	0-0	0	0

Ammendola's 2017 Game-by-Game Kicking Stats

Date	Opponent	PAT-A	FGM-FGA	Lg	Blk
Aug. 31	Tulsa	8-8	1-2	24	0
Sept. 8	at South Alabama	5-5	3-4	53	0
Sept. 16	at Pittsburgh	8-8	1-1	25	0
Sept. 23	TCU				
Sept. 30	at Texas Tech				
Oct. 14	Baylor				
Oct. 21	at Texas				
Oct. 28	at West Virginia				
Nov. 4	Oklahoma				
Nov. 11	at Iowa State				
Nov. 18	Kansas State				
Nov. 25	Kansas				

Ammendola's Career Kicking Stats

Year	FGM-FGA	Pct.	1-19	20-29	30-39	40-49	50+	Lg	Blk
2016	1-1	100.0	0-0	0-0	0-0	0-0	1-1	53	0
2017	5-7	71.4	0-0	2-2	1-2	1-2	1-1	53	0
Career	6-8	75.0	0-0	2-2	1-2	1-2	2-2	53	0

3 MARCELL ATEMAN

RECEIVER | 6-4 | 220 | R-SENIOR
DALLAS, TEXAS/WYLIE EAST

Career Highs

Receptions 8 at Iowa State, 11/14/15
Receiving Yards 132 at Iowa State, 11/14/15
Long Reception 82 vs. TCU, 11/7/15

2017 Season Highs

Receptions 5 at South Alabma, 9/8/17
Receiving Yards 109 at Pittsburgh, 9/16/17
Long Reception 69 at Pittsburgh, 9/16/17

Ateman's 2013 Game-by-Game Receiving Stats

Date	Opponent	No.	Yds.	TD	Long
Aug. 31	vs. Mississippi State	1	6	0	6
Sept. 7	at UTSA	4	40	0	22
Sept. 14	Lamar	3	46	0	29
Sept. 28	at West Virginia	1	6	0	6
Oct. 5	Kansas State	2	10	0	5
Oct. 19	TCU	0	0	0	0
Oct. 26	at Iowa State	0	0	0	0
Nov. 2	at Texas Tech	2	25	0	13

Nov. 9	Kansas	3	53	0	34
Nov. 16	at Texas	1	3	0	3
Nov. 23	Baylor	1	51	0	51
Dec. 7	Oklahoma	0	0	0	0
Jan. 3	vs. Missouri	4	36	0	23

Ateman's 2014 Game-by-Game Receiving Stats

Date	Opponent	No.	Yds.	TD	Long
Aug. 30	vs. Florida State	0	0	0	0
Sept. 6	Missouri State	1	4	0	4
Sept. 13	UTSA	4	70	0	43
Sept. 25	Texas Tech	6	130	0	41
Oct. 4	Iowa State	3	33	0	16
Oct. 11	at Kansas	1	7	0	7
Oct. 18	at TCU	2	-3	0	3
Oct. 25	West Virginia	0	0	0	0
Nov. 1	at Kansas State	2	17	0	9
Nov. 15	Texas	1	10	0	10
Nov. 22	at Baylor	0	0	0	0
Dec. 6	at Oklahoma		DNP		
Jan. 2	vs. Washington	0	0	0	0

Ateman's 2015 Game-by-Game Receiving Stats

Date	Opponent	No.	Yds.	TD	Long
Sept. 3	at Central Michigan	4	75	1	49
Sept. 12	Central Arkansas	4	46	0	21
Sept. 19	UTSA	1	13	1	13
Sept. 26	at Texas	4	69	0	29
Oct. 3	Kansas State	6	101	1	27
Oct. 10	at West Virginia	2	41	0	22
Oct. 24	Kansas	0	0	0	0
Oct. 31	at Texas Tech	3	31	0	13
Nov. 7	TCU	1	82	1	82
Nov. 14	at Iowa State	8	132	1	32
Nov. 21	Baylor	5	83	2	39
Nov. 28	Oklahoma	2	23	0	13
Jan. 1	vs. Ole Miss	5	70	0	27

Ateman's 2016 Game-by-Game Receiving Stats

Date	Opponent	No.	Yds.	TD	Long
Sept. 3	SE Louisiana		DNP		
Sept. 10	Central Michigan		DNP		
Sept. 17	Pittsburgh		DNP		
Sept. 24	at Baylor		DNP		
Oct. 1	Texas		DNP		
Oct. 8	Iowa State		DNP		
Oct. 22	at Kansas		DNP		
Oct. 29	West Virginia		DNP		
Nov. 5	at Kansas State		DNP		
Nov. 12	Texas Tech		DNP		
Nov. 19	at TCU		DNP		
Dec. 3	at Oklahoma		DNP		

Ateman's 2017 Game-by-Game Receiving Stats

Date	Opponent	No.	Yds.	TD	Long
Aug. 31	Tulsa	4	75	0	49
Sept. 8	at South Alabama	5	51	2	20
Sept. 16	at Pittsburgh	4	109	1	69
Sept. 23	TCU				
Sept. 30	at Texas Tech				
Oct. 14	Baylor				
Oct. 21	at Texas				
Oct. 28	at West Virginia				
Nov. 4	Oklahoma				
Nov. 11	at Iowa State				
Nov. 18	Kansas State				
Nov. 25	Kansas				

Ateman's Career Receiving Stats

Year	G	Rec.	Yds.	Avg.	TD	Long	Avg./G
2013	13	22	276	12.5	0	51	21.2
2014	12	20	268	13.4	0	43	22.3
2015	13	45	766	17.0	5	82	58.9
2016							
2017	3	13	235	18.1	3	69	78.3
Career	41	100	145	15.4	8	82	37.7

24 LD BROWN

RUNNING BACK | 5-9 | 193 | R-FRESHMAN
DALLAS, TEXAS/DESOTO

Career Highs

Rushes 10 at South Alabama, 9/8/17
Rushing Yards 92 vs. Tulsa, 8/31/17
Long Rush 73 vs. Tulsa, 8/31/17

2017 Season Highs

Rushes 10 at South Alabama, 9/8/17
Rushing Yards 92 vs. Tulsa, 8/31/17
Long Rush 73 vs. Tulsa, 8/31/17

Brown's 2017 Game-by-Game Rushing Stats

Date	Opponent	No.	Gain	Loss	Net	TD	Long	Avg.
Aug. 31	Tulsa	5	95	3	92	1	73	18.4
Sept. 8	at South Alabama	10	38	0	38	0	13	3.8
Sept. 16	at Pittsburgh	4	12	4	8	0	6	2.0
Sept. 23	TCU							
Sept. 30	at Texas Tech							
Oct. 14	Baylor							
Oct. 21	at Texas							
Oct. 28	at West Virginia							
Nov. 4	Oklahoma							
Nov. 11	at Iowa State							
Nov. 18	Kansas State							
Nov. 25	Kansas							

Brown's 2017 Game-by-Game Receiving Stats

Date	Opponent	No.	Yds.	TD	Long
Aug. 31	Tulsa	0	0	0	0
Sept. 8	at South Alabama	0	0	0	0
Sept. 16	at Pittsburgh	0	0	0	0
Sept. 23	TCU				
Sept. 30	at Texas Tech				
Oct. 14	Baylor				
Oct. 21	at Texas				
Oct. 28	at West Virginia				
Nov. 4	Oklahoma				
Nov. 11	at Iowa State				
Nov. 18	Kansas State				
Nov. 25	Kansas				

Brown's Career Rushing Stats

Year	G	Att.	Gain	Loss	Net	Avg.	TD	Long	Avg./G
2017	3	19	145	7	138	7.3	1	73	46.0
Career	3	19	145	7	138	7.3	1	73	46.0

Browns's Career Receiving Stats

Year	G	Rec.	Yds.	Avg.	TD	Long	Avg./G
2017	3	0	0	0	0	0	0
Career	3	0	0	0	0	0	0



SELECT PLAYERS GAME-BY-GAME STATS

5 JUSTICE HILL

RUNNING BACK | 5-10 | 185 | SOPHOMORE
TULSA, OKLA./BOOKER T. WASHINGTON

Career Highs

Rushes	22 at Kansas, 10/22/16
Rushing Yards	162 at Kansas, 10/22/16
Long Rush	38 at Baylor, 9/24/16

2017 Season Highs

Rushes	15 vs. Tulsa, 8/31/17
Rushing Yards	132 vs. Tulsa, 8/31/17
Long Rush	32 vs. Tulsa, 8/31/17

Hill's 2016 Game-by-Game Rushing Stats

Date	Opponent	No.	Gain	Loss	Net	TD	Long	Avg.
Sept. 3	SE Louisiana	7	33	3	30	0	8	4.3
Sept. 10	Central Michigan	5	31	0	31	0	17	6.2
Sept. 17	Pittsburgh	12	38	10	28	0	18	2.3
Sept. 24	at Baylor	20	128	6	122	1	38	6.1
Oct. 1	Texas	25	143	8	135	1	30	5.4
Oct. 8	Iowa State	18	63	6	57	1	11	3.2
Oct. 22	at Kansas	22	162	0	162	1	32	7.4
Oct. 29	West Virginia	19	56	2	54	0	8	2.8
Nov. 5	at Kansas State	9	44	0	44	0	9	4.9
Nov. 12	Texas Tech	18	127	1	126	1	31	7.0
Nov. 19	at TCU	16	155	1	154	0	32	9.6
Dec. 3	at Oklahoma	16	100	1	99	0	32	6.2
Dec. 29	vs. Colorado	19	107	7	100	1	37	5.3

Hill's 2017 Game-by-Game Rushing Stats

Date	Opponent	No.	Gain	Loss	Net	TD	Long	Avg.
Aug. 31	Tulsa	15	140	8	132	1	32	8.8
Sept. 8	at South Alabama	11	27	0	27	0	7	2.5
Sept. 16	at Pittsburgh	11	91	0	91	2	20	8.3
Sept. 23	TCU							
Sept. 30	at Texas Tech							
Oct. 14	Baylor							
Oct. 21	at Texas							
Oct. 28	at West Virginia							
Nov. 4	Oklahoma							
Nov. 11	at Iowa State							
Nov. 18	Kansas State							
Nov. 25	Kansas							

Hill's 2016 Game-by-Game Receiving Stats

Date	Opponent	No.	Yds.	TD	Long
Sept. 3	SE Louisiana	1	6	0	6
Sept. 10	Central Michigan	0	0	0	0
Sept. 17	Pittsburgh	0	0	0	0
Sept. 24	at Baylor	0	0	0	0
Oct. 1	Texas	0	0	0	0
Oct. 8	Iowa State	2	16	0	11
Oct. 22	at Kansas	1	22	0	22
Oct. 29	West Virginia	0	0	0	0
Nov. 5	at Kansas State	0	0	0	0
Nov. 12	Texas Tech	0	0	0	0
Nov. 19	at TCU	1	2	0	2
Dec. 3	at Oklahoma	0	0	0	0
Dec. 29	vs. Colorado	0	0	0	0

Hill's 2017 Game-by-Game Receiving Stats

Date	Opponent	No.	Yds.	TD	Long
Aug. 31	Tulsa	3	10	0	8
Sept. 8	at South Alabama	4	46	0	14
Sept. 16	at Pittsburgh	2	2	0	3
Sept. 23	TCU				
Sept. 30	at Texas Tech				
Oct. 14	Baylor				
Oct. 21	at Texas				
Oct. 28	at West Virginia				
Nov. 4	Oklahoma				
Nov. 11	at Iowa State				
Nov. 18	Kansas State				
Nov. 25	Kansas				

Hill's Career Rushing Stats

Year	G	Att.	Gain	Loss	Net	Avg.	TD	Long	Avg./G
2016	13	206	1187	45	1142	5.5	6	38	87.8
2017	3	37	258	8	250	6.8	3	32	83.3
Career	16	243	1445	53	1392	5.7	9	38	87.0

Hill's Career Receiving Stats

Year	G	Rec.	Yds.	Avg.	TD	Long	Avg./G
2016	13	5	46	9.2	0	22	3.5
2017	3	9	58	6.4	0	14	19.3
Career	16	14	104	7.4	0	22	6.5

30 CHUBA HUBBARD

RUNNING BACK | 6-1 | 190 | FRESHMAN
SHERWOOD PARK, ALBERTA, CANADA/BEV FACEY

Career Highs

Rushes	N/A
Rushing Yards	N/A
Long Rush	N/A

2017 Season Highs

Rushes	N/A
Rushing Yards	N/A
Long Rush	N/A

Hubbard's 2017 Game-by-Game Rushing Stats

Date	Opponent	No.	Gain	Loss	Net	TD	Long	Avg.
Aug. 31	Tulsa				DNP			
Sept. 8	at South Alabama				DNP			
Sept. 16	at Pittsburgh				DNP			
Sept. 23	TCU							
Sept. 30	at Texas Tech							
Oct. 14	Baylor							
Oct. 21	at Texas							
Oct. 28	at West Virginia							
Nov. 4	Oklahoma							
Nov. 11	at Iowa State							
Nov. 18	Kansas State							
Nov. 25	Kansas							

Hubbard's 2017 Game-by-Game Receiving Stats

Date	Opponent	No.	Yds.	TD	Long
Aug. 31	Tulsa				DNP
Sept. 8	at South Alabama				DNP
Sept. 16	at Pittsburgh				DNP
Sept. 23	TCU				
Sept. 30	at Texas Tech				
Oct. 14	Baylor				
Oct. 21	at Texas				
Oct. 28	at West Virginia				
Nov. 4	Oklahoma				
Nov. 11	at Iowa State				
Nov. 18	Kansas State				
Nov. 25	Kansas				

Hubbard's Career Rushing Stats

Year	G	Att.	Gain	Loss	Net	Avg.	TD	Long	Avg./G
2017	-	-	-	-	-	-	-	-	-
Career	-	-	-	-	-	-	-	-	-

Hubbard's Career Receiving Stats

Year	G	Rec.	Yds.	Avg.	TD	Long	Avg./G
2017	-	-	-	-	-	-	-
Career	-	-	-	-	-	-	-

13 TYRON JOHNSON

RECEIVER | 6-1 | 185 | R-SOPHOMORE
NEW ORLEANS, LA/WARREN EASTON/LSU

Career Highs

Receptions	5 at Ole Miss, 2015
Receiving Yards	83 at Ole Miss, 2015
Long Reception	61 vs Western Kentucky, 2015

2017 Season Highs

Receptions	4 at South Alabama, 9/8/17
Receiving Yards	44 vs. Tulsa, 8/31/17
Long Reception	44 vs. Tulsa, 8/31/17

Johnson's 2015 Game-by-Game Receiving Stats (at LSU)

Date	Opponent	No.	Yds.	TD	Long
Sept. 5	McNeese State		DNP		
Sept. 12	at Mississippi State		DNP		
Sept. 19	Auburn	1	0	0	0
Sept. 26	Syracuse	0	0	0	0
Oct. 3	Eastern Michigan	0	0	0	0
Oct. 10	South Carolina	2	6	0	6
Oct. 17	Florida	0	0	0	0
Oct. 24	Western Kentucky	1	61	1	61
Nov. 7	at Alabama	0	0	0	0
Nov. 14	Arkansas		DNP		
Nov. 21	at Ole Miss	5	83	1	39
Nov. 28	Texas A&M	0	0	0	0
Dec. 29	vs. Texas Tech		DNP		

Johnson's 2017 Game-by-Game Receiving Stats

Date	Opponent	No.	Yds.	TD	Long
Aug. 31	Tulsa	1	44	1	44
Sept. 8	at South Alabama	4	43	0	14
Sept. 16	at Pittsburgh		DNP		
Sept. 23	TCU				
Sept. 30	at Texas Tech				
Oct. 14	Baylor				
Oct. 21	at Texas				
Oct. 28	at West Virginia				
Nov. 4	Oklahoma				
Nov. 11	at Iowa State				
Nov. 18	Kansas State				
Nov. 25	Kansas				

Johnson's Career Receiving Stats

Year	G	Rec.	Yds.	Avg.	TD	Long	Avg./G
2015	9	9	150	16.7	2	61	16.7
2016				Redshirt			
2017	2	5	87	17.4	1	44	43.5
Career	11	14	237	16.9	3	61	21.5

Johnson's Career Special Teams Stats

Year	GP	KR	Yds	Avg	TD	Long	PR	Yds	Avg	TD	Long
2015	9	0	0	0.0	0	0	0	0	0.0	0	0
2016											
2017	2	1	29	29.0	0	29	0	0	0	0	0
Career	11	1	29	29.0	0	29	0	0	0.0	0	0



SELECT PLAYERS GAME-BY-GAME STATS

27 J.D. KING

RUNNING BACK | 5-11 | 205 | FRESHMAN
FITZGERALD, GA./FITZGERLAD

Career Highs

Rushes	16 at Pittsburgh, 9/16/17
Rushing Yards	95 vs. Tulsa, 8/31/17
Long Rush	71 vs. Tulsa, 8/31/17

2017 Season Highs

Rushes	16 at Pittsburgh, 9/16/17
Rushing Yards	95 vs. Tulsa, 8/31/17
Long Rush	71 vs. Tulsa, 8/31/17

King's 2017 Game-by-Game Rushing Stats

Date	Opponent	No.	Gain	Loss	Net	TD	Long	Avg.
Aug. 31	Tulsa	6	95	0	95	1	71	15.8
Sept. 8	at South Alabama	8	64	0	64	0	31	8.0
Sept. 16	at Pittsburgh	16	40	5	35	0	6	2.2
Sept. 23	TCU							
Sept. 30	at Texas Tech							
Oct. 14	Baylor							
Oct. 21	at Texas							
Oct. 28	at West Virginia							
Nov. 4	Oklahoma							
Nov. 11	at Iowa State							
Nov. 18	Kansas State							
Nov. 25	Kansas							

King's 2017 Game-by-Game Receiving Stats

Date	Opponent	No.	Yds.	TD	Long
Aug. 31	Tulsa	0	0	0	0
Sept. 8	at South Alabama	0	0	0	0
Sept. 16	at Pittsburgh	0	0	0	0
Sept. 23	TCU				
Sept. 30	at Texas Tech				
Oct. 14	Baylor				
Oct. 21	at Texas				
Oct. 28	at West Virginia				
Nov. 4	Oklahoma				
Nov. 11	at Iowa State				
Nov. 18	Kansas State				
Nov. 25	Kansas				

King's Career Rushing Stats

Year	G	Att.	Gain	Loss	Net	Avg.	TD	Long	Avg./G
2017	3	30	199	5	194	6.5	1	71	64.7
Career	3	30	199	5	194	6.5	1	71	64.7

King's Career Receiving Stats

Year	G	Rec.	Yds.	Avg.	TD	Long	Avg./G
2017	3	0	0	0.0	0	0	0.0
Career	3	0	0	0.0	0	0	0.0

15 CHRIS LACY

RECEIVER | 6-3 | 205 | SENIOR
DESOTO, TEXAS/DESOTO

Career Highs

Receptions	4, five times, last at South Alabama 9/8/17
Receiving Yards	109 at TCU, 11/19/16
Long Reception	63 at TCU, 11/19/16
Receiving TD	2, twice, last vs. West Virginia, 10/29/16

2017 Season Highs

Receptions	4 at South Alabama, 9/8/17
Receiving Yards	54 at South Alabama, 9/8/17
Long Reception	16 at South Alabama, 9/8/17

Lacy's 2014 Game-by-Game Receiving Stats

Date	Opponent	No.	Yds.	TD	Long
Aug. 30	vs. Florida State	1	5	0	5
Sept. 6	Missouri State	0	0	0	0
Sept. 13	UTSA	1	19	0	19
Sept. 25	Texas Tech	1	23	0	23
Oct. 4	Iowa State	1	0	0	0
Oct. 11	at Kansas	0	0	0	0
Oct. 18	at TCU	0	0	0	0
Oct. 25	West Virginia	0	0	0	0
Nov. 1	at Kansas State	0	0	0	0
Nov. 15	Texas	0	0	0	0
Nov. 22	at Baylor	0	0	0	0
Dec. 6	at Oklahoma		DNP		
Jan. 2	vs. Washington	0	0	0	0

Lacy's 2015 Game-by-Game Receiving Stats

Date	Opponent	No.	Yds.	TD	Long
Sept. 3	at Central Michigan	1	7	0	7
Sept. 12	Central Arkansas	0	0	0	0
Sept. 19	UTSA	0	0	0	0
Sept. 26	at Texas	0	0	0	0
Oct. 3	Kansas State	1	15	0	15
Oct. 10	at West Virginia	0	0	0	0
Oct. 24	Kansas	4	76	2	38
Oct. 31	at Texas Tech	2	22	0	11
Nov. 7	TCU	0	0	0	0
Nov. 14	at Iowa State	0	0	0	0
Nov. 21	Baylor	0	0	0	0
Nov. 28	Oklahoma	0	0	0	0
Jan. 1	vs. Ole Miss	0	0	0	0

Lacy's 2016 Game-by-Game Receiving Stats

Date	Opponent	No.	Yds.	TD	Long
Sept. 3	SE Louisiana		DNP		
Sept. 10	Central Michigan	2	10	0	7
Sept. 17	Pittsburgh	4	64	0	28
Sept. 24	at Baylor	3	32	0	15
Oct. 1	Texas	3	52	0	28
Oct. 8	Iowa State	2	27	0	14
Oct. 22	at Kansas	1	11	0	11
Oct. 29	West Virginia	3	31	2	19
Nov. 5	at Kansas State	3	33	0	17
Nov. 12	Texas Tech	4	100	0	33
Nov. 19	at TCU	4	109	1	63
Dec. 3	at Oklahoma	1	9	0	9
Dec. 29	vs. Colorado	1	11	0	11

Lacy's 2017 Game-by-Game Receiving Stats

Date	Opponent	No.	Yds.	TD	Long
Aug. 31	Tulsa	1	13	0	1
Sept. 8	at South Alabama	4	54	0	16
Sept. 16	at Pittsburgh	0	0	0	0
Sept. 23	TCU				
Sept. 30	at Texas Tech				
Oct. 14	Baylor				
Oct. 21	at Texas				
Oct. 28	at West Virginia				
Nov. 4	Oklahoma				
Nov. 11	at Iowa State				
Nov. 18	Kansas State				
Nov. 25	Kansas				

Lacy's Career Receiving Stats

Year	G	Rec.	Yds.	Avg.	TD	Long	Avg./G
2014	12	4	47	11.8	0	23	3.9
2015	13	8	120	15.0	2	38	9.2
2016	12	31	489	15.8	3	63	40.8
2017	3	5	67	13.4	0	16	22.3
Career	40	48	723	15.1	5	63	18.1

1 JALEN MCCLESKEY

RECEIVER | 5-10 | 170 | JUNIOR
COVINGTON, LA./COVINGTON

Career Highs

Receptions	11, twice, last vs. West Virginia, 10/29/16
Receiving Yards	162 at Pittsburgh, 9/16/17
Long Reception	56 vs. Central Arkansas, 9/12/15
Long Punt Return	67 (TD) at Texas Tech, 10/31/15

2017 Season Highs

Receptions	7 at Pittsburgh, 9/16/17
Receiving Yards	162 at Pittsburgh, 9/16/17
Long Reception	48 at Pittsburgh, 9/16/17

McCleskey's 2015 Game-by-Game Receiving Stats

Date	Opponent	No.	Yds.	TD	Long
Sept. 3	at Central Michigan	1	-1	0	0
Sept. 12	Central Arkansas	1	56	0	56
Sept. 19	UTSA	3	58	0	19
Sept. 26	at Texas	0	0	0	0
Oct. 3	Kansas State	3	12	1	4
Oct. 10	at West Virginia	1	6	0	6
Oct. 24	Kansas	1	20	0	20
Oct. 31	at Texas Tech	5	9	0	4
Nov. 7	TCU	4	30	0	18
Nov. 14	at Iowa State	1	22	0	22
Nov. 21	Baylor	3	16	2	9
Nov. 28	Oklahoma	3	1	0	3
Jan. 1	vs. Ole Miss	3	24	0	20

McCleskey's 2016 Game-by-Game Receiving Stats

Date	Opponent	No.	Yds.	TD	Long
Sept. 3	SE Louisiana	4	27	0	11
Sept. 10	Central Michigan	11	103	1	28
Sept. 17	Pittsburgh	3	17	0	12
Sept. 24	at Baylor	5	77	0	21
Oct. 1	Texas	4	109	2	52
Oct. 8	Iowa State	5	74	1	36
Oct. 22	at Kansas	6	129	0	47
Oct. 29	West Virginia	11	66	1	19
Nov. 5	at Kansas State	8	68	1	19
Nov. 12	Texas Tech	5	50	1	26
Nov. 19	at TCU	5	26	0	9
Dec. 3	at Oklahoma	2	16	0	12
Dec. 29	vs. Colorado	4	50	0	18



SELECT PLAYERS GAME-BY-GAME STATS

McCleskey's 2017 Game-by-Game Receiving Stats

Date	Opponent	No.	Yds.	TD	Long
Aug. 31	Tulsa	1	-2	0	-2
Sept. 8	at South Alabama	4	19	9	13
Sept. 16	at Pittsburgh	7	162	3	48
Sept. 23	TCU				
Sept. 30	at Texas Tech				
Oct. 14	Baylor				
Oct. 21	at Texas				
Oct. 28	at West Virginia				
Nov. 4	Oklahoma				
Nov. 11	at Iowa State				
Nov. 18	Kansas State				
Nov. 25	Kansas				

McCleskey's Career Receiving Stats

Year	G	Rec.	Yds.	Avg.	TD	Long	Avg./G
2015	13	29	253	8.7	3	56	19.5
2016	13	73	812	11.1	7	52	62.5
2017	3	12	179	14.9	3	48	59.7
Career	29	114	1244	10.9	13	56	42.9

McCleskey's Career Special Teams Stats

Year	GP	KR	Yds	Avg	TD	Long	PR	Yds	Avg	TD	Long
2015	13	1	20	20.0	0	20	22	111	5.0	1	67
2016	13	0	0	0.0	0	0	7	64	9.1	0	18
2017	3	0	0	0	0	0	4	16	4.0	0	13
Career	29	1	20	20.0	0	20	33	191	5.8	1	67

2 MASON RUDOLPH

QUARTERBACK | 6-5 | 230 | SENIOR
ROCK HILL, SC/NORTHWESTERN

Career Highs

Completions	34 vs. Kansas State, 10/3/15
Attempts	55 vs. Kansas State, 10/3/15
Yards	540 vs. Pittsburgh, 9/17/16
Passing TD	5, twice, last at Kansas State, 11/5/16
Long Pass	91 vs. Pittsburgh, 9/17/16

2017 Season Highs

Completions	25 at South Alabama, 9/8/17
Attempts	38 at South Alabama, 9/8/17
Yards	497 at Pittsburgh, 9/16/17
Passing TD	5 at Pittsburgh, 9/16/17
Long Pass	77 vs. Tulsa, 8/31/17

Rudolph's 2014 Game-by-Game Passing Stats

Date	Opponent	Cmp.	Att.	Int.	Yds.	TD	Long	Sack
Aug. 30	vs. Florida State			DNP				
Sept. 6	Missouri State			DNP				
Sept. 13	UTSA			DNP				
Sept. 25	Texas Tech			DNP				
Oct. 4	Iowa State			DNP				
Oct. 11	at Kansas			DNP				
Oct. 18	at TCU			DNP				
Oct. 25	West Virginia			DNP				
Nov. 1	at Kansas State			DNP				
Nov. 15	Texas			DNP				
Nov. 22	at Baylor	13	25	2	281	2	68	3
Dec. 6	at Oklahoma	19	35	1	273	2	43	2
Jan. 2	vs. Washington	17	26	1	299	2	48	3

Rudolph's 2015 Game-by-Game Passing Stats

Date	Opponent	Cmp.	Att.	Int.	Yds.	TD	Long	Sack
Sept. 3	at Central Michigan	22	32	0	266	1	49	2
Sept. 12	Central Arkansas	23	35	1	401	2	67	1
Sept. 19	UTSA	17	23	0	280	2	46	2
Sept. 26	at Texas	22	34	2	290	1	31	3
Oct. 3	Kansas State	34	55	1	437	3	47	2
Oct. 10	at West Virginia	20	40	3	218	0	31	2
Oct. 24	Kansas	20	26	0	305	1	43	3
Oct. 31	at Texas Tech	21	35	1	285	2	31	2
Nov. 7	TCU	16	24	0	352	5	82	1
Nov. 14	at Iowa State	24	36	0	327	1	32	3
Nov. 21	Baylor	27	50	0	430	3	48	6
Nov. 28	Oklahoma	0	3	1	0	0	0	0
Jan. 1	vs. Ole Miss	18	31	0	179	0	27	3

Rudolph's 2016 Game-by-Game Passing Stats

Date	Opponent	Cmp.	Att.	Int.	Yds.	TD	Long	Sack
Sept. 3	SE Louisiana	18	26	0	188	2	24	2
Sept. 10	Central Michigan	27	43	1	286	2	32	4
Sept. 17	Pittsburgh	26	46	0	540	2	91	3
Sept. 24	at Baylor	27	45	1	279	0	32	4
Oct. 1	Texas	19	28	0	392	3	54	3
Oct. 8	Iowa State	26	44	0	351	4	42	1
Oct. 22	at Kansas	16	24	0	220	1	47	5
Oct. 29	West Virginia	26	36	0	273	3	33	1
Nov. 5	at Kansas State	29	38	2	457	5	82	1
Nov. 12	Texas Tech	20	28	0	395	2	82	2
Nov. 19	at TCU	17	34	0	207	1	63	2
Dec. 3	at Oklahoma	11	25	0	186	0	54	2
Dec. 29	vs. Colorado	22	32	0	314	3	46	1

Rudolph's 2017 Game-by-Game Passing Stats

Date	Opponent	Cmp.	Att.	Int.	Yds.	TD	Long	Sack
Aug. 31	Tulsa	20	24	0	303	3	77	1
Sept. 8	at South Alabama	25	38	0	335	3	66	1
Sept. 16	at Pittsburgh	23	32	1	497	5	69	1
Sept. 23	TCU							
Sept. 30	at Texas Tech							
Oct. 14	Baylor							
Oct. 21	at Texas							
Oct. 28	at West Virginia							
Nov. 4	Oklahoma							
Nov. 11	at Iowa State							
Nov. 18	Kansas State							
Nov. 25	Kansas							

Rudolph's Career Passing Stats

Year	G	Effic	Cmp-Att-Int	Pct	Yds	TD	Lng	Avg/G
2014	3	154.01	49-86-4	57.0	853	6	68	284.3
2015	13	149.05	264-424-9	62.3	3770	21	82	290.0
2016	13	158.94	284-448-4	63.4	4091	28	91	314.7
2017	3	210.26	68-94-1	72.3	1135	11	77	378.3
Career	32	159.14	665-1052-18	63.2	9849	66	91	307.8

29 ZACH SINOR

PUNTER | 5-10 | 223 | R-JUNIOR
CASTROVILLE, TEXAS/MEDINA VALLEY

Career Highs

Most Punts	10 vs. Baylor, 2015
Most Punts Downed Inside 20	6 vs. TCU, 2015
Longest Punt	65, twice, last vs. Pittsburgh, 9/17/16

2017 Season Highs

Most Punts	2, twice, last at South Alabama, 9/8/17
Most Punts Downed Inside 20	1 vs. Tulsa, 8/31/17
Longest Punt	45, twice, last at Pittsburgh, 9/16/17

Sinor's 2015 Game-by-Game Punting Stats

Date	Opponent	No.	Yds	Avg.	Long	In20	TB
Sept. 3	at Central Michigan	5	234	46.8	65	2	0
Sept. 12	Central Arkansas	5	217	43.4	50	3	0
Sept. 19	UTSA	5	174	34.8	40	1	0
Sept. 26	at Texas	5	194	38.8	44	2	1
Oct. 3	Kansas State	4	150	37.5	40	2	0
Oct. 10	at West Virginia	8	359	44.9	52	3	1
Oct. 24	Kansas	4	142	35.5	42	2	0
Oct. 31	at Texas Tech	5	201	40.2	43	2	1
Nov. 7	TCU	9	379	42.1	53	6	0
Nov. 14	at Iowa State	3	113	37.7	45	1	0
Nov. 21	Baylor	10	390	39.0	46	4	0
Nov. 28	Oklahoma	5	190	38.0	45	0	0
Jan. 1	vs Ole Miss	7	267	38.1	55	3	0

Sinor's 2016 Game-by-Game Punting Stats

Date	Opponent	No.	Yds	Avg.	Long	In20	TB
Sept. 3	SE Louisiana	3	128	42.7	48	2	0
Sept. 10	Central Michigan	5	190	38.0	46	5	0
Sept. 17	Pittsburgh	6	286	47.7	65	4	0
Sept. 24	at Baylor	2	94	47.0	56	1	0
Oct. 1	Texas	6	276	46.0	53	2	0
Oct. 8	Iowa State	9	364	40.4	57	5	1
Oct. 22	at Kansas	4	168	42.0	53	1	0
Oct. 29	West Virginia	4	179	44.8	59	3	0
Nov. 5	at Kansas State	1	34	34.0	34	1	0
Nov. 12	Texas Tech	3	130	43.3	53	2	0
Nov. 19	at TCU	3	115	38.3	52	3	0
Dec. 3	at Oklahoma	6	240	40.0	58	3	0
Dec. 29	vs. Colorado	4	191	47.8	54	3	0

Sinor's 2017 Game-by-Game Punting Stats

Date	Opponent	No.	Yds	Avg.	Long	In20	TB
Aug. 31	Tulsa	1	37	37.0	37	1	0
Sept. 8	at South Alabama	2	74	37.0	45	0	0
Sept. 16	at Pittsburgh	1	45	45.0	45	0	0
Sept. 23	TCU						
Sept. 30	at Texas Tech						
Oct. 14	Baylor						
Oct. 21	at Texas						
Oct. 28	at West Virginia						
Nov. 4	Oklahoma						
Nov. 11	at Iowa State						
Nov. 18	Kansas State						
Nov. 25	Kansas						

Sinor's Career Stats

Year	GP	No.	Yards	Avg.	Long	TB	FC	i20	50+	BK
2015	13	75	3010	40.1	65	3	32	31	8	0
2016	13	56	2395	42.8	65	1	21	35	16	2
2017	3	4	156	39.0	45	0	4	1	0	0
Career	29	135	5561	41.2	65	4	57	67	24	2



SELECT PLAYERS GAME-BY-GAME STATS

17 DILLON STONER

RECEIVER | 6-0 | 198 | R-FRESHMAN
TULSA, OKLA./JENKS

Career Highs

Receptions	5 at Pittsburgh, 9/16/17
Receiving Yards	100 at Pittsburgh, 9/16/17
Long Reception	54 at Pittsburgh, 9/16/17

2017 Season Highs

Receptions	5 at Pittsburgh, 9/16/17
Receiving Yards	100 at Pittsburgh, 9/16/17
Long Reception	54 at Pittsburgh, 9/16/17

Stoner's 2016 Game-by-Game Receiving Stats

Date	Opponent	No.	Yds.	TD	Long
Sept. 3	SE Louisiana	2	27	0	17
Sept. 10	Central Michigan	0	0	0	0
Sept. 17	Pittsburgh	0	0	0	0
Sept. 24	at Baylor	3	0	0	4
Oct. 1	Texas		DNP		
Oct. 8	Iowa State		DNP		
Oct. 22	at Kansas		DNP		
Oct. 29	West Virginia		DNP		
Nov. 5	at Kansas State		DNP		
Nov. 12	Texas Tech		DNP		
Nov. 19	at TCU		DNP		
Dec. 3	at Oklahoma		DNP		

Stoner's 2017 Game-by-Game Receiving Stats

Date	Opponent	No.	Yds.	TD	Long
Aug. 31	Tulsa	4	18	0	7
Sept. 8	at South Alabama	2	24	0	13
Sept. 16	at Pittsburgh	5	100	1	54
Sept. 23	TCU				
Sept. 30	at Texas Tech				
Oct. 14	Baylor				
Oct. 21	at Texas				
Oct. 28	at West Virginia				
Nov. 4	Oklahoma				
Nov. 11	at Iowa State				
Nov. 18	Kansas State				
Nov. 25	Kansas				

Stoner's Career Receiving Stats

Year	G	Rec.	Yds.	Avg.	TD	Long	Avg./G
2016(RS)	4	5	27	5.4	0	17	6.8
2017	3	11	142	12.9	1	54	47.3
Career	7	16	169	10.6	1	54	24.1

28 JAMES WASHINGTON

RECEIVER | 6-0 | 205 | SENIOR
STAMFORD, TEXAS/STAMFORD

Career Highs

Receptions	9, twice, last vs. Colorado, 12/29/16
Receiving Yards	296 vs. Pittsburgh, 9/17/16
Long Reception	91 vs. Pittsburgh, 9/17/16

2017 Season Highs

Receptions	6 vs. Tulsa, 8/31/17
Receiving Yards	145 vs. Tulsa, 8/31/17
Long Reception	77 vs. Tulsa, 8/31/17

Washington's 2014 Game-by-Game Receiving Stats

Date	Opponent	No.	Yds.	TD	Long
Aug. 30	vs. Florida State	1	5	0	5
Sept. 6	Missouri State	0	0	0	0
Sept. 13	UTSA	1	33	1	33
Sept. 25	Texas Tech	3	87	2	39
Oct. 4	Iowa State	2	3	0	3
Oct. 11	at Kansas	2	17	0	9
Oct. 18	at TCU	0	0	0	0
Oct. 25	West Virginia	5	87	0	38
Nov. 1	at Kansas State	3	33	0	17
Nov. 15	Texas	3	19	1	8
Nov. 22	at Baylor	4	114	1	68
Dec. 6	at Oklahoma	2	25	0	21
Jan. 2	vs. Washington	2	33	1	28

Washington's 2015 Game-by-Game Receiving Stats

Date	Opponent	No.	Yds.	TD	Long
Sept. 3	at Central Michigan	2	19	0	16
Sept. 12	Central Arkansas	3	59	0	40
Sept. 19	UTSA	3	35	0	20
Sept. 26	at Texas	4	42	0	15
Oct. 3	Kansas State	7	100	1	32
Oct. 10	at West Virginia	2	30	0	22
Oct. 24	Kansas	6	103	1	43
Oct. 31	at Texas Tech	4	200	2	73
Nov. 7	TCU	5	184	3	74
Nov. 14	at Iowa State	4	48	0	19
Nov. 21	Baylor	5	88	2	39
Nov. 28	Oklahoma	7	169	1	72
Jan. 1	vs. Ole Miss	1	10	0	9

Washington's 2016 Game-by-Game Receiving Stats

Date	Opponent	No.	Yds.	TD	Long
Sept. 3	SE Louisiana	5	34	0	12
Sept. 10	Central Michigan	5	69	1	32
Sept. 17	Pittsburgh	9	296	2	91
Sept. 24	at Baylor	6	89	0	32
Oct. 1	Texas	3	91	1	54
Oct. 8	Iowa State	8	152	2	42
Oct. 22	at Kansas	1	9	0	9
Oct. 29	West Virginia	6	117	0	33
Nov. 5	at Kansas State	7	117	2	82
Nov. 12	Texas Tech	6	158	1	82
Nov. 19	at TCU	4	27	0	11
Dec. 3	at Oklahoma	2	50	0	44
Dec. 29	vs. Colorado	9	171	1	46

Washington's 2017 Game-by-Game Receiving Stats

Date	Opponent	No.	Yds.	TD	Long
Aug. 31	Tulsa	6	145	2	77
Sept. 8	at South Alabama	2	98	1	66
Sept. 16	at Pittsburgh	5	124	0	39
Sept. 23	TCU				
Sept. 30	at Texas Tech				
Oct. 14	Baylor				
Oct. 21	at Texas				
Oct. 28	at West Virginia				
Nov. 4	Oklahoma				
Nov. 11	at Iowa State				
Nov. 18	Kansas State				
Nov. 25	Kansas				

Washington's Career Receiving Stats

Year	G	Rec.	Yds.	Avg.	TD	Long	Avg./G
2014	13	28	456	16.3	6	68	35.1
2015	13	53	1087	20.5	10	74	83.6
2016	13	71	1380	19.4	10	91	106.2
2017	3	13	367	28.2	3	77	122.3
Career	42	165	3290	19.9	29	91	78.3

22 JA'RON WILSON

RUNNING BACK | 5-10 | 225 | R-FRESHMAN
EULESS, TEXAS/TRINITY

Career Highs

Rushes	5 vs. Tulsa, 8/31/17
Rushing Yards	8 vs. Tulsa, 8/31/17
Long Rush	5 vs. Tulsa, 8/31/17

2017 Season Highs

Rushes	5 vs. Tulsa, 8/31/17
Rushing Yards	8 vs. Tulsa, 8/31/17
Long Rush	5 vs. Tulsa, 8/31/17

Wilson's 2017 Game-by-Game Rushing Stats

Date	Opponent	No.	Gain	Loss	Net	TD	Long	Avg.
Aug. 31	Tulsa	5	10	2	8	0	5	1.6
Sept. 8	at South Alabama				DNP			
Sept. 16	at Pittsburgh				DNP			
Sept. 23	TCU							
Sept. 30	at Texas Tech							
Oct. 14	Baylor							
Oct. 21	at Texas							
Oct. 28	at West Virginia							
Nov. 4	Oklahoma							
Nov. 11	at Iowa State							
Nov. 18	Kansas State							
Nov. 25	Kansas							

Wilson's 2017 Game-by-Game Receiving Stats

Date	Opponent	No.	Yds.	TD	Long
Aug. 31	Tulsa	0	0	0	0
Sept. 8	at South Alabama			DNP	
Sept. 16	at Pittsburgh			DNP	
Sept. 23	TCU				
Sept. 30	at Texas Tech				
Oct. 14	Baylor				
Oct. 21	at Texas				
Oct. 28	at West Virginia				
Nov. 4	Oklahoma				
Nov. 11	at Iowa State				
Nov. 18	Kansas State				
Nov. 25	Kansas				

Wilson's Career Rushing Stats

Year	G	Att.	Gain	Loss	Net	Avg.	TD	Long	Avg./G
2017	1	5	10	2	8	1.6	0	5	8.0
Career	1	5	10	2	8	1.6	0	5	8.0

Wilson's Career Receiving Stats

Year	G	Rec.	Yds.	Avg.	TD	Long	Avg./G
2017	0	0	0	0.0	0	0	0.0
Career	0	0	0	0.0	0	0	0.0



CAREER HIGHS FOR OTHERS (SORTED BY LAST NAME)

Offense

14 TAYLOR CORNELIUS - QB

Completions	6 vs. Southeastern Louisiana, 2016
Attempts	8 vs. Southeastern Louisiana, 2016
Yards	75 at Pittsburgh, 2017
Passing TD	No career passing TD
Long Pass	39 at Pittsburgh, 2017

11 KEONDRE WUDTEE - QB

Completions	1 at South Alabama, 2017
Attempts	3 at South Alabama, 2017
Yards	7 at South Alabama, 2017
Passing TD	No career passing TD
Long Pass	7 at South Alabama, 2017
Rushes	3 at South Alabama, 2017
Rushing Yards	29 at South Alabama, 2017

Defense

9 GYASI AKEM - LB

Tackles	6 vs. Texas Tech, 2016
Sacks	No career sacks
TFL	1.0, twice, last vs. Pittsburgh, 2016

48 DAWSON BASSETT - LB

Tackles	1, twice, last vs. UTSA, 2015
Sacks	No career sacks
Tackles for Loss	No career tackles for loss
Fumble Recoveries	1 vs. UTSA, 2015

94 JORDAN BRAILFORD - DE

Tackles	5 at Texas Tech, 2015
Sacks	1.0 three times, last at Pittsburgh, 2017
TFL	1.5 twice, last at South Alabama, 2017

1 CALVIN BUNDAGE - LB

Tackles	4 at TCU, 2016
TFL	1.0 at TCU, 2016
Sacks	No career sacks

99 TREY CARTER - DT

Tackles	3 at South Alabama, 2017
TFL	1.5 vs. Colorado, 2016
Sacks	1.0 vs. Colorado, 2016

2 DARIUS CURRY - CB

Tackles	4, at Central Michigan, 2015
TFL	1.0 vs. Kansas, 2015
Sacks	No career sacks

79 DARRION DANIELS - DT

Tackles	4, twice, last vs. Texas, 2016
TFL	1.0, four times, last vs. Tulsa, 2017
Sacks	0.5, at Central Michigan, 2015

3 KENNETH EDISON-MCGRUDER - LB

Tackles	7 vs. UTSA, 2015
TFL	0.5 vs. Texas Tech, 2016
Sacks	1.0 vs. Tulsa, 2017
Pass Break Ups	1 vs. Tulsa, 2017

31 TRE FLOWERS - S

Tackles	13, at West Virginia, 2015
TFL	1.0, seven times, last at Oklahoma, 2016
Pass Break Ups	2, twice, last vs. Iowa State, 2016
Interceptions	1, three times, last at Pittsburgh, 2017

4 A.J. GREEN - CB

Tackles	5 vs. Tulsa, 2017
Pass Break Ups	No career pass break ups
Interceptions	No career interceptions

33 KEVIN HENRY - LB

Tackles	6 vs. Tulsa, 2017
TFL	1.0 vs. Tulsa, 2017
Sacks	No career sacks

70 BEN HUGHES - DT

Tackles	1 vs. Kansas, 2015
TFL	No career tackles for loss

95 VILI LEVENI - DE

Tackles	4, twice, last at Baylor, 2016
Tackles For Loss	2.0 vs. Pittsburgh, 2016
Sacks	1.0, last vs. Iowa State, 2016

5 JEREL MORROW - S

Tackles	4, three times, last vs. Texas, 2016
TFL	1.0, twice, last vs. Tulsa, 2017
Pass Break Ups	1, five times, last vs. West Virginia, 2016

91 DEQUINTON OSBORNE - DT

Tackles	5 vs. Tulsa, 2017
Tackles For Loss	2.5 vs. Iowa State, 2016
Sacks	2.5 vs. Iowa State, 2016

93 JARRELL OWENS - DE

Tackles	5 at Oklahoma, 2016
TFL	2.0 at South Alabama, 2017
Sacks	1.0, 5 times, last vs. Central Michigan, 2016

19 JUSTIN PHILLIPS - LB

Tackles	14 vs. Texas Tech, 2016
Sacks	1.0, twice, last vs. Texas Tech, 2016
TFL	1.0, twice, last vs. Texas Tech, 2016

7 RAMON RICHARDS - S

Tackles	8 vs. Central Michigan, 2016
Pass Break Ups	2, three times, last at S. Alabama, 2017
Interceptions	1, 8 times, last vs. West Virginia, 2016

56 ENOCH SMITH, JR. - LB

Tackles	4 vs. Tulsa, 2017
Sacks	1.0 at South Alabama, 2017
TFL	1.0, twice, last at South Alabama, 2017

12 KIRK TUCKER - LB

Tackles	5, twice, last at South Alabama, 2017
Sacks	1.0 at South Alabama, 2017
TFL	1.0, twice, last at South Alabama, 2017
Forced Fumbles	1 vs. UTSA, 2015

45 CHAD WHITENER - LB

Tackles	19 vs. Baylor, 2015
Tackles for Loss	3.0 vs. Kansas State, 2015
Sacks	2.0 vs. Kansas State, 2015
Interceptions	2 vs. TCU, 2015

82 COLE WALTERSCHEID

Tackles	7 at Oklahoma, 2016
TFL	4.0 vs. Pittsburgh, 2016
Forced Fumbles	2.0 vs. Pittsburgh, 2016



STARTING LINEUPS/PLAYER CAREER STARTS

GAME-BY-GAME STARTING LINEUPS

STARTING LINEUPS - OFFENSE

		LT	LG	C	RG	RT	WR	WR	WR/CW	WR/CW	RB	QB
8/31	Tulsa	Cochran	Keyes	Lundblade	L. Williams	Crabtree	Washington	McCleskey	Lacy	Abbott	Hill	Rudolph
9/8	at South Alabama	Cochran	Keyes	Lundblade	L. Williams	Crabtree	Washington	McCleskey	Lacy	Abbott	Hill	Rudolph
9/16	at Pittsburgh	Cochran	Keyes	Lundblade	L. Williams	Crabtree	Washington	Lacy	Finefeuiaki	Abbott	Hill	Rudolph
9/23	TCU											
9/30	at Texas Tech											
10/14	Baylor											
10/21	at Texas											
10/28	at West Virginia											
11/4	Oklahoma											
11/11	at Iowa State											
11/18	Kansas State											
11/25	Kansas											

STARTING LINEUPS - DEFENSE

		DE	DT	DT/S	DE	SLB	MLB	WLB	CB	SS	FS	CB
8/31	Tulsa	Leveni	Osborne	Daniels	Walterscheid	Edison-McGruder	Whitener	Phillips	R. Williams	R. Richards	Flowers	A. Green
9/8	at South Alabama	Leveni	Osborne	Daniels	Daniels	Bundage	Whitener	Phillips	R. Williams	R. Richards	Flowers	A. Green
9/16	at Pittsburgh	Leveni	Osborne	Daniels	Walterscheid	Tucker	Whitener	Phillips	R. Williams	R. Richards	Flowers	A. Green
9/23	TCU											
9/30	at Texas Tech											
10/14	Baylor											
10/21	at Texas											
10/28	at West Virginia											
11/4	Oklahoma											
11/11	at Iowa State											
11/18	Kansas State											
11/25	Kansas											

CAREER CONSECUTIVE AND TOTAL STARTS

Player, Pos.	Yr.	Consecutive Starts	Total Starts	[-----Starts by Year-----]				Player, Pos.	Yr.	Consecutive Starts	Total Starts	[-----Starts by Year-----]			
				2017	2016	2015	2014					2017	2016	2015	2014
Zachary Crabtree, OL	Sr.	32	37	3	13	13	8	Jarrell Owens, DE	Jr.	0	12	0	12	0	0
Brad Lundblade, OL	Sr.	29	30	3	13	13	1	Kenneth Edison-McGruder, LB	Jr.	0	5	1	4	0	0
Mason Rudolph, QB	Sr.	17	31	3	13	12	3	Calvin Bundage, LB	So.	0	1	1	0	0	0
Ramon Richards, CB	Sr.	16	26	3	13	1	9	Thabo Mwaniki, S	Fr.	0	1	1	0	0	0
Marcus Keyes, OL	So.	16	16	3	13	0	0	Jerel Morrow, S	Sr.	0	1	0	0	0	1
Aaron Cochran, OL	Sr.	13	19	3	10(at Cal)	6(at Cal)	0(at Cal)	Keenen Brown, CW	Jr.	0	1	0	1	0	0
Justice Hill, RB	So.	13	13	3	10	0	0	Vili Leveni, DT	Sr.	0	1	0	1	0	0
James Washington, WR	Sr.	10	33	3	12	13	5	Kirk Tucker, LB	Sr.	0	1	0	1	0	0
Tre Flowers, S	Sr.	6	34	3	12	13	6								
Chad Whitener, LB	Sr.	6	23	3	12	8	0								
Jalen McCleskey, WR	Jr.	5	14	3	10	1	0								
Marcell Ateman, WR	Sr.	3	22	3	0	12	7								
Jalen McCleskey, WR	Jr.	3	12	3	8	1	0								
Larry Williams, OL	Sr.	3	8	3	5	0	0								
Justin Phillips, LB	Jr.	3	5	3	2	0	0								
Chris Lacy, WR	Sr.	3	5	3	1	0	0								
Vili Leveni, DE	Sr.	3	4	3	1	0	0								
Britton Abbott, CW	Jr.	3	3	3	0	0	0								
DeQuinton Osborne, DT	Sr.	3	3	3	0	0	0								
Darrion Daniels, DT	Jr.	3	3	3	0	0	0								
Cole Walterscheid, DE	Jr.	1	14	2	13	0	0								
Sione Finefeuiaki, CW	Jr.	1	1	1	0	0	0								

GAME-BY-GAME CAPTAINS

8/31	Tulsa	Rudolph	Washington	Flowers	Tucker
9/8	at South Alabama	L. Williams	Morrow	Osborne	Cook
9/16	at Pittsburgh	Cochran	McCleskey	Tucker	Morrow
9/23	TCU	-	-	-	-
9/30	at Texas Tech	-	-	-	-
10/14	Baylor	-	-	-	-
10/21	at Texas	-	-	-	-
10/28	at West Virginia	-	-	-	-
11/4	Oklahoma	-	-	-	-
11/11	at Iowa State	-	-	-	-
11/18	Kansas State	-	-	-	-
11/25	Kansas	-	-	-	-



EXPLOSIVE PLAYS & SCORING SUMMARY

PASSING PLAYS - 20 YARDS OR LONGER (20)

Yds	Connection	Opponent	Result of Pass	Result of Drive
77	Rudolph to Washington	Tulsa	Touchdown	Touchdown
69	Rudolph to Ateman	Pittsburgh	Touchdown	Touchdown
66	Rudolph to Washington	South Alabama	Touchdown	Touchdown
54	Rudolph to Stoner	Pittsburgh	Touchdown	Touchdown
49	Rudolph to Ateman	Tulsa	1st and Goal at TU 3	Touchdown
48	Rudolph to McCleskey	Pittsburgh	Touchdown	Touchdown
44	Rudolph to Johnson	Tulsa	Touchdown	Touchdown
40	Rudolph to Washington	Tulsa	Touchdown	Touchdown
40	Rudolph to McCleskey	Pittsburgh	Touchdown	Touchdown
39	Rudolph to Washington	Pittsburgh	1st and 10 at OSU 40	Interception
39	Cornelius to Wallace	Pittsburgh	1st and 10 at PITT 18	Field Goal
31	Rudolph to Washington	Pittsburgh	1st and 10 at PITT 16	Touchdown
30	Rudolph to Washington	South Alabama	1st and Goal at USA 4	Touchdown
27	Rudolph to McCleskey	Pittsburgh	1st and 10 at PITT 21	Touchdown
26	Rudolph to McCleskey	Pittsburgh	1st and 10 at PITT 33	Touchdown
26	Cornelius to Abbott	Pittsburgh	1st and 10 at PITT 37	End of Game
24	Rudolph to Washington	Pittsburgh	1st and 10 at PITT 25	Interception
23	Rudolph to Washington	Pittsburgh	1st and 10 at 50	Touchdown
21	Rudolph to Ateman	Pittsburgh	1st and 10 at PITT 48	Touchdown
20	Rudolph to Ateman	South Alabama	Touchdown	Touchdown

RUNNING PLAYS - 20 YARDS OR LONGER (5)

Yds	Rusher	Opponent	Result of Rush	Result of Drive
73	LD Brown	Tulsa	1st and Goal at TU 3	Missed Field Goal
71	J.D. King	Tulsa	Touchdown	Touchdown
32	Justice Hill	Tulsa	1st and 10 at TU 35	Field Goal
31	J.D. King	South Alabama	1st and 10 at OSU 46	Punt
20	Justice Hill	Pittsburgh	Touchdown	Touchdown

KICK RETURNS - 30 YARDS OR LONGER (0)

Yds	Returner	Opponent	Result of Return	Result of Drive
-				

PUNT RETURNS - 20 YARDS OR LONGER (0)

Yds	Returner	Opponent	Result of Return	Result of Drive
-				

INTERCEPTION/FUMBLE RETURNS - 20 YARDS OR LONGER (2)

Yds	Returner	Opponent	Result of Return	Result of Drive
82	Kenneth Edison-McGruder	Tulsa	Touchdown	Touchdown
25	Justin Phillips	South Alabama	Touchdown	Touchdown

SEPT. 3 VS. TULSA

	QTR.	TIME	PLAYS	YDS.	ELAPSED
Tyron Johnson, 44 yd pass from Rudolph	1	12:59	8	74	2:01
James Washington, 40 yd pass from Rudolph	1	6:35	6	81	2:13
Justice Hill, 3 yd run	1	4:08	2	52	0:17
J.D. King, 71 yd run	2	10:06	2	75	0:32
Matt Amendola, 24 yd field goal	2	3:29	9	60	2:49
James Washington, 77 yd pass from Rudolph	2	2:04	1	77	0:10
Mason Rudolph, 1 yd run	3	6:37	14	80	5:29
Kenneth Edison-McGruder, 82 yd fumble return	3	2:14	0	0	0:00
LD Brown, 15 yd run	4	7:55	2	20	0:34

SEPT. 8 AT SOUTH ALABAMA

	QTR.	TIME	PLAYS	YDS.	ELAPSED
Matt Ammendola, 31 yd field goal	1	7:32	12	57	3:58
James Washington, 66 yd pass from Rudolph	1	5:31	2	68	0:29
Marcell Ateman, 4 yd pass from Rudolph	1	1:36	7	73	2:23
Matt Ammendola, 53 yd field goal	2	0:11	8	44	1:06
Marcell Ateman, 20 yd pass from Rudolph	3	11:16	4	43	0:58
Mason Rudolph, 10 yd run	3	7:44	6	63	1:54
Justin Phillips, 25 yd interception return	3	4:12	0	0	0:00
Matt Ammendola, 48 yd field goal	4	10:55	12	39	6:29

SEPT. 16 AT PITTSBURGH

	QTR.	TIME	PLAYS	YDS.	ELAPSED
Justice Hill, 20 yd run	1	13:00	7	75	2:00
Dillon Stoner, 54 yd pass from Rudolph	1	7:46	10	96	3:16
Marcell Ateman, 69 yd pass from Rudolph	1	3:33	6	80	1:32
Jalen McCleskey, 8 yd pass from Rudolph	2	13:41	6	54	1:14
Jalen McCleskey, 40 yd pass from Rudolph	2	11:22	3	65	0:39
Justice Hill, 15 yd run	2	6:15	8	82	3:10
Jalen McCleskey, 48 yd pass from Rudolph	2	3:40	5	79	1:49
Justin Phillips, 10 yd interception return	3	9:54	0	0	0:00
Matt Ammendola, 25 yd field goal	4	10:08	10	57	5:00

SEPT. 23 VS. TCU

	QTR.	TIME	PLAYS	YDS.	ELAPSED
--	------	------	-------	------	---------

SEPT. 30 AT TEXAS TECH

	QTR.	TIME	PLAYS	YDS.	ELAPSED
--	------	------	-------	------	---------

OCT. 14 VS. BAYLOR

	QTR.	TIME	PLAYS	YDS.	ELAPSED
--	------	------	-------	------	---------

OCT. 21 AT TEXAS

	QTR.	TIME	PLAYS	YDS.	ELAPSED
--	------	------	-------	------	---------

OCT. 28 AT WEST VIRGINIA

	QTR.	TIME	PLAYS	YDS.	ELAPSED
--	------	------	-------	------	---------

NOV. 4 VS. OKLAHOMA

	QTR.	TIME	PLAYS	YDS.	ELAPSED
--	------	------	-------	------	---------

NOV. 11 AT IOWA STATE

	QTR.	TIME	PLAYS	YDS.	ELAPSED
--	------	------	-------	------	---------

NOV. 18 VS. KANSAS STATE

	QTR.	TIME	PLAYS	YDS.	ELAPSED
--	------	------	-------	------	---------

NOV. 25 VS. KANSAS

	QTR.	TIME	PLAYS	YDS.	ELAPSED
--	------	------	-------	------	---------



SCORING DRIVE SUPERLATIVES

SCORING DRIVE SUPERLATIVES

LONGEST TOUCHDOWN PLAYS (20+)

77	Rudolph pass to James Washington vs. Tulsa
71	J.D. King run vs. Tulsa
69	Rudolph pass to Marcell Ateman at Pittsburgh
66	Rudolph pass to James Washington at S. Alabama
54	Rudolph pass to Dillon Stoner at Pittsburgh
48	Rudolph pass to Jalen McCleskey at Pittsburgh
44	Rudolph pass to Tyron Johnson vs. Tulsa
40	Rudolph pass to James Washington vs. Tulsa
40	Rudolph pass to Jalen McCleskey at Pittsburgh
20	Rudolph pass to Marcell Ateman at S. Alabama
20	Justice Hill run at Pittsburgh

FEWEST PLAYS

1 play, 77 yards (TD)	vs. Tulsa
2 plays, 20 yards (TD)	vs. Tulsa
2 plays, 52 yards (TD)	vs. Tulsa
2 plays, 68 yards (TD)	at South Alabama
2 plays, 75 yards (TD)	vs. Tulsa
3 plays, 65 yards (TD)	at Pittsburgh
4 plays, 43 yards (TD)	at South Alabama
5 plays, 79 yards (TD)	at Pittsburgh
6 plays, 54 yards (TD)	at Pittsburgh
6 plays, 63 yards (TD)	at South Alabama
6 plays, 80 yards (TD)	at Pittsburgh
6 plays, 81 yards (TD)	vs. Tulsa
7 plays, 73 yards (TD)	at South Alabama
7 plays, 75 yards (TD)	at Pittsburgh

MOST PLAYS

14 plays, 80 yards (TD)	vs. Tulsa
12 plays, 57 ards (FG)	at South Alabama
12 plays, 39 yards (FG)	at South Alabama
10 plays, 96 yards (TD)	at Pittsburgh
10 plays, 57 yards (FG)	at Pittsburgh
9 plays, 60 yards (FG)	vs. Tulsa
8 plays, 82 yard (TD)	at Pittsburgh
8 plays, 74 yards (TD)	vs. Tulsa
8 plays, 44 yards (FG)	at South Alabama

MOST YARDS COVERED (80+)

96 yds (TD)	at Pittsburgh
82 yds (TD)	at Pittsburgh
81 yds (TD)	vs. Tulsa
80 yds (TD)	vs. Tulsa
80 yds (TD)	at Pittsburgh

LEAST TIME ELAPSED

0:10 - 1 play, 77 yds (TD)	vs. Tulsa
0:17 - 2 plays, 52 yds (TD)	vs. Tulsa
0:29 - 2 plays, 68 yards (TD)	at South Alabama
0:32 - 2 plays, 75 yds (TD)	vs. Tulsa
0:34 - 2 plays, 20 yds (TD)	vs. Tulsa
0:39 - 3 plays, 65 yards (TD)	at Pittsburgh
0:58 - 4 plays, 43 yards (TD)	at South Alabama
1:06 - 8 plays, 44 yards (FG)	at South Alabama
1:14 - 6 plays, 54 yards (TD)	at Pittsburgh
1:32 - 6 plays, 80 yards (TD)	at Pittsburgh
1:49 - 5 plays, 79 yards (TD)	at Pittsburgh
1:54 - 6 plays, 63 yard (TD)	at South Alabama
2:00 - 7 plays, 75 yards (TD)	at Pittsburgh
2:01 - 8 plays, 74 yds (TD)	vs. Tulsa
2:13 - 6 plays, 81 yds (TD)	vs. Tulsa
2:23 - 7 plays, 73 yards (TD)	at South Alabama
2:49 - 9 plays, 60 yds (FG)	vs. Tulsa

MOST TIME ELAPSED

6:29 - 12 plays, 39 yards (FG)	at South Alabama
5:29 - 14 plays, 80 yds (TD)	vs. Tulsa
5:00 - 10 plays, 57 yards (FG)	at Pittsburgh
3:58 - 12 plays, 57 yards (FG)	at South Alabama
3:16 - 10 plays, 96 yards (TD)	at Pittsburgh
3:10 - 8 plays, 82 yards (TD)	at Pittsburgh

SCORING DRIVE ANALYSIS

	Oklahoma State		Opponent	
	TD	FG	TD	FG
Negative Yards	0	0	0	0
0-9 yards	0	0	0	0
10-19 yards	0	0	0	1
20-29 yards	1	0	0	0
30-39 yards	0	1	0	0
40-49 yards	1	1	0	0
50-59 yards	2	2	0	0
60-69 yards	3	1	0	0
70-79 yards	6	0	2	0
80-89 yards	4	0	3	0
90-99 yards	1	0	0	0

GAME-OPENING DRIVES

	----- Oklahoma State -----				----- Opponent -----			
	Plays	Yards	TOP	Result	Plays	Yards	TOP	Result
Tulsa	8	74	2:01	TD	9	24	4:11	Punt
South Alabama	3	3	1:09	Punt	3	-1	2:21	Punt
Pittsburgh	7	75	2:00	TD	3	8	1:58	Punt
TCU								
Texas Tech								
Baylor								
Texas								
West Virginia								
Oklahoma								
Iowa State								
Kansas State								
Kansas								

SECOND HALF-OPENING DRIVES

	----- Oklahoma State -----				----- Opponent -----			
	Plays	Yards	TOP	Result	Plays	Yards	TOP	Result
Tulsa	14	80	5:29	TD	9	29	2:54	Punt
South Alabama	4	43	0:58	TD	3	20	2:46	Fumble
Pittsburgh	4	74	1:14	INT	7	35	3:09	Punt
TCU								
Texas Tech								
Baylor								
Texas								
West Virginia								
Oklahoma								
Iowa State								
Kansas State								
Kansas								



OSU IN THE BIG 12 AND NCAA STATISTICAL RANKINGS

TEAM STATS

Category	Actual	Big 12 Rank	NCAA Rank
Scoring Offense	54	1	4
Scoring Defense	17.3	4	34
Total Offense	607	2	3
Total Defense	332.7	4	45
Rushing Offense	199.7	4	40
Rushing Defense	129.3	5	52
Passing Offense	407.3	3	7
Passing Yards Allowed	203.3	4	53
Team Passing Efficiency	201.87	3	6
Team Passing Efficiency Defense	109.11	4	40
Passing Yards per Completion	16.74	2	9
Kickoff Returns	21	3	62
Kickoff Return Defense	17.83	3	33
Punt Returns	4	7	84
Punt Return Defense	0	2	5
Passes Intercepted	3	3	29
Passes Had Intercepted	1	3	16
Net Punting	39.8	4	54
Team Sacks	2.33	4	51
Team Tackles for Loss	7	5	46
Sacks Allowed	1.33	2	37
First Downs Offense	81	3	13
First Downs Defense	55	7	62
3rd Down Conversion Pct	0.564	2	5
3rd Down Conversion Pct Defense	0.431	7	95
4th Down Conversion Pct	0.667	4	32
4th Down Conversion Pct Defense	0.6	6	84
Fewest Penalty Yards Per Game	35.33	1	21
Time of Possession	27:17	7	101
Turnover Margin	0.67	4	38
Turnovers Gained	6	2	27
Fumbles Recovered	3	2	17
Defensive TDs	3	2	2
Red Zone Offense	0.867	5	58
Red Zone Defense	0.625	3	15
Field Goal Pct	.714	5	NR
PAT Pct	1.000	1	NR

NR: NCAA does not track national rankings in this category.

INDIVIDUAL STATS

2 MASON RUDOLPH - QB	Actual	Big 12 Rank	NCAA Rank
Points Responsible For	78	1	2
Passing TDs	11	1	2
Yards per Pass Attempt	12.07	2	3
Passing Yards Per Game	378.3	2	4
Points Responsible For Per Game	26	2	4
Total Offense	384.3	2	5
Passing Efficiency	210.3	3	5
Passing Yards	1,135	1	5
Passing Yards per Completion	16.69	1	6
Completion Percentage	0.723	4	12
Completions Per Game	22.67	5	24

28 JAMES WASHINGTON - WR	Actual	Big 12 Rank	NCAA Rank
Yards per Reception	28.23	2	5
Receiving Yards Per Game	122.3	2	11
Receiving Yards	367	1	12
Receiving TDs	3	3	20
All Purpose	122	4	55
Total Touchdowns	3	5	75

1 JALEN MCCLESKEY - WR	Actual	Big 12 Rank	NCAA Rank
Punt Returns	4	4	51
Receiving TDs	3	3	20
Total Touchdowns	3	5	75

3 MARCELL ATEMAN - WR	Actual	Big 12 Rank	NCAA Rank
Receiving TDs	3	3	20
Receiving Yards	235	7	51
Receiving Yards Per Game	78.3	9	59
Yards per Reception	18.08	9	62
Total Touchdowns	3	5	75

5 JUSTICE HILL - RB	Actual	Big 12 Rank	NCAA Rank
Rushing TDs	3	3	40
All Purpose	102.67	8	96
Rush Yards Per Carry	6.76	2	23
Rushing Yards	250	4	47
Rushing Yards Per Game	83.3	4	48
Total Touchdowns	3	5	75

27 J.D. KING - RB	Actual	Big 12 Rank	NCAA Rank
Rush Yards Per Carry	6.47	3	27
Rushing Yards	194	7	87
Rushing Yards Per Game	64.7	7	95

49 MATT AMMENDOLA - K	Actual	Big 12 Rank	NCAA Rank
Field Goals Per Game	1.67	1	18
Field Goal Percentage	0.714	3	56
Points Responsible For	36	7	62
Points Responsible For Per Game	12	7	66
Total Points Scored	36	1	5
Scoring	12	1	8

31 TRE FLOWERS - S	Actual	Big 12 Rank	NCAA Rank
Total Interceptions	1	6	47
Interceptions Per Game	0.3	8	83

5 JEREL MORROW - S	Actual	Big 12 Rank	NCAA Rank
Fumbles Recovered	1	1	8

19 JUSTIN PHILLIPS - LB	Actual	Big 12 Rank	NCAA Rank
Total Interceptions	2	1	3
Interceptions Per Game	0.7	1	8

3 K. EDISON-MCGRUDER - LB	Actual	Big 12 Rank	NCAA Rank
Fumbles Recovered	1	1	8

91 DEQUINTON OSBORNE - DT	Actual	Big 12 Rank	NCAA Rank
Fumbles Recovered	1	1	8
Tackles For Loss	1.3	8	53
Sacks	0.67	4	62

82 COLE WALTERSCHEID - DE	Actual	Big 12 Rank	NCAA Rank
Forced Fumbles	0.33	3	53

94 JORDAN BRAILFORD - DE	Actual	Big 12 Rank	NCAA Rank
Sacks	0.67	4	62

99 TREY CARTER - DT	Actual	Big 12 Rank	NCAA Rank
Forced Fumbles	0.33	3	53

- Player does not appear in NCAA rankings in this category



OKLAHOMA STATE STATISTICS

RECORD:	OVERALL	HOME	AWAY	NEUTRAL
ALL GAMES	3-0-0	1-0-0	2-0-0	0-0-0
CONFERENCE	0-0-0	0-0-0	0-0-0	0-0-0
NON-CONFERENCE	3-0-0	1-0-0	2-0-0	0-0-0

RESULTS

DATE	OPPONENT	W/L	SCORE	ATTEND
Aug. 31, 2017	TULSA	W	59-24	56790
Sept. 8, 2017	at South Alabama	W	44-7	26487
Sept. 16, 2017	at Pittsburgh	W	59-21	38952
* Sept. 23, 2017	TCU			
* Sept. 30, 2017	at Texas Tech			
* Oct. 14, 2017	BAYLOR			
* Oct. 21, 2017	at Texas			
* Oct. 28, 2017	at West Virginia			
* Nov. 4, 2017	OKLAHOMA			
* Nov. 11, 2017	at Iowa State			
* Nov. 18, 2017	KANSAS STATE			
* Nov. 25, 2017	KANSAS			

*Big 12 Game

TEAM STATISTICS

	OSU	OPP
SCORING	162	52
Points Per Game	54.0	17.3
Points Off Turnovers	35	17
FIRST DOWNS	81	55
Rushing	30	24
Passing	46	28
Penalty	5	3
RUSHING YARDAGE	599	388
Yards gained rushing	675	478
Yards lost rushing	76	90
Rushing Attempts	109	121
Average Per Rush	5.5	3.2
Average Per Game	199.7	129.3
TDs Rushing	7	3
PASSING YARDAGE	1222	610
Comp-Att-Int	73-104-1	54-97-3
Average Per Pass	11.8	6.3
Average Per Catch	16.7	11.3
Average Per Game	407.3	203.3
TDs Passing	11	2
TOTAL OFFENSE	1821	998
Total Plays	213	218
Average Per Play	8.5	4.6
Average Per Game	607.0	332.7
KICK RETURNS: #-Yards	6-126	12-214
PUNT RETURNS: #-Yards	4-16	0-0
INT RETURNS: #-Yards	3-42	1-0
KICK RETURN AVERAGE	21.0	17.8
PUNT RETURN AVERAGE	4.0	0.0
INT RETURN AVERAGE	14.0	0.0
FUMBLES-LOST	4-3	4-3
PENALTIES-Yards	13-106	15-138
Average Per Game	35.3	46.0
PUNTS-Yards	5-199	20-943
Average Per Punt	39.8	47.2
Net punt average	39.8	44.3
KICKOFFS-Yards	29-1840	10-618
Average Per Kick	63.4	61.8
Net kick average	44.0	39.2
TIME OF POSSESSION/Game	27:17	32:43
3RD-DOWN Conversions	22/39	22/51
3rd-Down Pct	56%	43%
4TH-DOWN Conversions	2/3	3/5
4th-Down Pct	67%	60%
SACKS BY-Yards	7-58	4-13
MISC YARDS	0	0
TOUCHDOWNS SCORED	21	7
FIELD GOALS-ATTEMPTS	5-7	1-3
ON-SIDE KICKS	0-0	0-0
RED-ZONE SCORES	(13-15) 87%	(5-8) 63%
RED-ZONE TOUCHDOWNS	(9-15) 60%	(4-8) 50%
PAT-ATTEMPTS	(21-21) 100%	(7-7) 100%
ATTENDANCE	56790	65439
Games/Avg Per Game	1/56790	2/32720
Neutral Site Games		0/0

SCORE BY QUARTERS	1ST	2ND	3RD	4TH	TOTAL
Oklahoma State	59	48	42	13	162
Opponents	0	31	7	14	52

RUSHING

	GP	Att	Gain	Loss	Net	Avg	TD	Long	Avg/G
Hill, Justice	3	37	258	8	250	6.8	3	32	83.3
King, J.D.	3	30	199	5	194	6.5	1	71	64.7
Brown, LD	3	19	145	7	138	7.3	1	73	46.0
Wudtee, Keondre	1	3	29	0	29	9.7	0	18	29.0
Rudolph, Mason	3	8	23	5	18	2.2	2	10	6.0
Johnson, Tyron	2	1	11	0	11	11.0	0	11	5.5
Wilson, Ja'Ron	1	5	10	2	8	1.6	0	5	8.0
Washington, James	3	1	0	1	-1	-1.0	0	0	-0.3
Cornelius, Taylor	2	1	0	8	-8	-8.0	0	0	-4.0
TEAM	2	4	0	40	-40	-10.0	0	0	-20.0
Total.....	3	109	675	76	599	5.5	7	73	199.7
Opponents.....	3	121	478	90	388	3.2	3	55	129.3

PASSING

	G	Effic	Cmp-Att-Int	Pct	Yds	TD	Lng	Avg/G
Rudolph, Mason	3	210.26	68-94-1	72.3	1135	11	77	378.3
Cornelius, Taylor	2	153.14	4-7-0	57.1	80	0	39	40.0
Wudtee, Keondre	1	52.93	1-3-0	33.3	7	0	7	7.0
Total.....	3	201.87	73-104-1	70.2	1222	11	77	407.3
Opponents.....	3	109.11	54-97-3	55.7	610	2	74	203.3

RECEIVING

	G	No.	Yds	Avg	TD	Long	Avg/G
Washington, James	3	13	367	28.2	3	77	122.3
Ateman, Marcell	3	13	235	18.1	3	69	78.3
McCleskey, Jalen	3	12	179	14.9	3	48	59.7
Stoner, Dillon	3	11	142	12.9	1	54	47.3
Hill, Justice	3	9	58	6.4	0	14	19.3
Johnson, Tyron	2	5	87	17.4	1	44	43.5
Lacy, Chris	3	5	67	13.4	0	16	22.3
Wallace, Tylan	3	3	56	18.7	0	39	18.7
Abbott, Britton	3	1	26	26.0	0	26	8.7
Finefeuiaki, Sione	3	1	5	5.0	0	5	1.7
Total.....	3	73	1222	16.7	11	77	407.3
Opponents.....	3	54	610	11.3	2	74	203.3

TOTAL OFFENSE

	G	Plays	Rush	Pass	Total	Avg/G
Rudolph, Mason	3	102	18	1135	1153	384.3
Hill, Justice	3	37	250	0	250	83.3
King, J.D.	3	30	194	0	194	64.7
Brown, LD	3	19	138	0	138	46.0
Cornelius, Taylor	2	8	-8	80	72	36.0
Wudtee, Keondre	1	6	29	7	36	36.0
Johnson, Tyron	2	1	11	0	11	5.5
Wilson, Ja'Ron	1	5	8	0	8	8.0
Washington, James	3	1	-1	0	-1	-0.3
TEAM	2	4	-40	0	-40	-20.0
Total.....	3	213	599	1222	1821	607.0
Opponents.....	3	218	388	610	998	332.7



OKLAHOMA STATE STATISTICS

SCORING

	PATs								
	TD	FGs	Kick	Rush	Rcv	Pass	DXP	Saf	Points
Ammendola, Matt	0	5-7	21-21	0-0	0	0-0	0	0	36
McCleskey, Jalen	3	0-0	0-0	0-0	0	0-0	0	0	18
Hill, Justice	3	0-0	0-0	0-0	0	0-0	0	0	18
Washington, James	3	0-0	0-0	0-0	0	0-0	0	0	18
Ateman, Marcell	3	0-0	0-0	0-0	0	0-0	0	0	18
Phillips, Justin	2	0-0	0-0	0-0	0	0-0	0	0	12
Rudolph, Mason	2	0-0	0-0	0-0	0	0-0	0	0	12
Brown, LD	1	0-0	0-0	0-0	0	0-0	0	0	6
King, J.D.	1	0-0	0-0	0-0	0	0-0	0	0	6
Johnson, Tyron	1	0-0	0-0	0-0	0	0-0	0	0	6
Stoner, Dillon	1	0-0	0-0	0-0	0	0-0	0	0	6
Edison-McGruder, K.	1	0-0	0-0	0-0	0	0-0	0	0	6
Total.....	21	5-7	21-21	0-0	0	0-0	0	0	162
Opponents.....	7	1-3	7-7	0-0	0	0-0	0	0	52

PUNT RETURNS

	No.	Yds	Avg	TD	Long
McCleskey, Jalen	4	16	4.0	0	13
Total.....	4	16	4.0	0	13
Opponents.....	0	0	0.0	0	0

INTERCEPTIONS

	No.	Yds	Avg	TD	Long
Phillips, Justin	2	35	17.5	2	25
Flowers, Tre	1	7	7.0	0	7
Total.....	3	42	14.0	2	25
Opponents.....	1	0	0.0	0	0

KICK RETURNS

	No.	Yds	Avg	TD	Long
Brown, LD	2	41	20.5	0	29
Parker, Austin	1	18	18.0	0	18
Stoner, Dillon	1	23	23.0	0	23
Lacy, Chris	1	15	15.0	0	15
Johnson, Tyron	1	29	29.0	0	29
Total.....	6	126	21.0	0	29
Opponents.....	12	214	17.8	0	33

FUMBLE RETURNS

	No.	Yds	Avg	TD	Long
Edison-McGruder, K.	1	82	82.0	1	82
Total.....	1	82	82.0	1	82
Opponents.....	1	26	26.0	2	26

ALL-PURPOSE

	G	Rush	Rec	PR	KOR	IR	Tot	Avg/G
Washington, James	3	-1	367	0	0	0	366	122.0
Hill, Justice	3	250	58	0	0	0	308	102.7
Ateman, Marcell	3	0	235	0	0	0	235	78.3
McCleskey, Jalen	3	0	179	16	0	0	195	65.0
King, J.D.	3	194	0	0	0	0	194	64.7
Brown, LD	3	138	0	0	41	0	179	59.7
Stoner, Dillon	3	0	142	0	23	0	165	55.0
Johnson, Tyron	2	11	87	0	29	0	127	63.5
Lacy, Chris	3	0	67	0	15	0	82	27.3
Wallace, Tylan	3	0	56	0	0	0	56	18.7
Phillips, Justin	3	0	0	0	0	35	35	11.7
Wudtee, Keondre	1	29	0	0	0	0	29	29.0
Abbott, Britton	3	0	26	0	0	0	26	8.7
Parker, Austin	3	0	0	0	18	0	18	6.0
Rudolph, Mason	3	18	0	0	0	0	18	6.0
Wilson, Ja'Ron	1	8	0	0	0	0	8	8.0
Flowers, Tre	3	0	0	0	0	7	7	2.3
Finefeuiaki, Sione	3	0	5	0	0	0	5	1.7
Cornelius, Taylor	2	-8	0	0	0	0	-8	-4.0
TEAM	2	-40	0	0	0	0	-40	-20.0
Total.....	3	599	1222	16	126	42	2005	668.3
Opponents.....	3	388	610	0	214	0	1212	404.0

FIELD GOALS

	FGM-FGA	Pct	01-19	20-29	30-39	40-49	50-99	Lg	Blk
Ammendola, Matt 5-7	71.4	0-0	2-2	1-2	1-2	1-1	53	53	0

FIELD GOAL SEQUENCE

	Oklahoma State	OPPONENTS
Tulsa	(24),33	(23)
South Alabama	(31),42,(53),(48)	31
Pittsburgh	(25)	49
TCU		
Texas Tech		
Baylor		
Texas		
West Virginia		
Oklahoma		
Iowa State		
Kansas State		
Kansas		

Numbers in parentheses indicate field goal was made.

PUNTING

	No.	Yds	Avg	Long	TB	FC	I20	50+	Blkd
Sinor, Zach	4	156	39.0	45	0	2	1	0	0
Hockett, Matt	1	43	43.0	43	0	1	0	0	0
Total.....	5	199	39.8	45	0	3	1	0	0
Opponents.....	20	943	47.2	63	2	6	7	7	0

KICKOFFS

	No.	Yds	Avg	TB	OB	Retn	Net	YdLn
Ammendola, Matt	27	1727	64.0	13	2			
Hockett, Matt	2	113	56.5	1	0			
Total.....	29	1840	63.4	14	2	214	44.0	21
Opponents.....	10	618	61.8	4	0	126	39.2	25



OKLAHOMA STATE STATISTICS

DEFENSIVE STATS

		-----Tackles-----				-Sacks-		---Pass Def---		-Fumbles-		Blkd		
		GP	Solo	Ast	Total	TFL/Yds	No-Yards	Int-Yds	BrUp	QBH	Rcv-Yds	FF	Kick	Saf
31	Flowers, Tre	3	10	5	15	.	.	1-7	1
45	Whitener, Chad	3	12	1	13	2
1A	Ogbongbemiga, Amen	3	9	2	11	1.0-1
19	Phillips,Justin	3	10	1	11	1.0-4	.	2-35	1
7	Richards, Ramon	3	9	.	9	1.0-7	.	.	3
12	Tucker, Kirk	3	6	3	9	1.0-10	1.0-10	.	.	2
91	Osborne, DeQuinton	3	6	2	8	4.0-20	2.0-15	.	.	.	1-0	.	.	.
94	Brailford, Jordan	3	5	3	8	2.0-21	2.0-21
9	Akem, Gyasi	3	5	3	8	1
2H	Mwaniki, Thabo	3	7	.	7
5X	Morrow, Jerel	3	6	1	7	2.0-2	1-0	.	.	.
4	Green, A.J.	3	7	.	7
1X	Bundage, Calvin	3	5	1	6	1
33	Henry, Kevin	1	5	1	6	1.0-2
5F	Smith, Enoch	3	5	.	5	2.0-2	1.0-1	.	.	1
99	Carter, Trey	3	5	.	5	1.0-2	.	.	.	1	.	1	.	.
6	Baker, Adrian	2	5	.	5	.	.	.	1
3	Edison-McGruder, K.	1	5	.	5	1.0-11	1.0-11	.	1	.	1-82	.	.	.
8	Williams, Rodarius	3	5	.	5	1
18	Green, Za'Carrius	3	5	.	5
2X	Curry, Darius	3	4	.	4
95	Leveni, Vili	3	3	1	4
82	Walterscheid, Cole	3	3	.	3	1	.	.
16	Harper, Devin	3	2	1	3
1D	Balous, Bryce	3	3	.	3
25	Kearse, Malik	3	3	.	3
79	Daniels,Darrion	3	2	1	3	1.0-2	.	.	1
86	Grant, Triston	2	2	.	2
93	Owens, Jarrell	3	2	.	2	2.0-12	.	.	2	1
2M	Harper, Madre	2	2	.	2
89	Webber, Tralund	3	1	1	2	1
90	Bakari, Taaj	3	2	.	2	1.0-3
35	Cook, Chance	3	2	.	2
87	Carter, Logan	3	1	.	1
49	Ammendola, Matt	3	.	1	1
17	Stoner, Dillon	3	1	.	1
70	Hughes, Ben	2	1	.	1
21	Brown, Bryce	1	1	.	1
92	Murray, Cameron	3	1	.	1
Total.....		3	168	28	196	21-99	7-58	3-42	10	11	3-82	2	.	.
Opponents.....		3	147	47	194	16.0-56	4-13	1-0	4	14	3-26	2	.	.



OKLAHOMA STATE STATISTICS

INDIVIDUAL GAME-BY-GAME PASSING

	Att	Comp	Int	Pct	Yards	TD	Long	Sack	Yds	Effic
#2 Rudolph, Mason										
Tulsa	24	20	0	83.3	303	3	77	1	1	230.6
South Alabama	38	25	0	65.8	335	3	66	1	1	165.9
Pitt	32	23	1	71.9	497	5	69	1	3	247.6
TOTALS	94	68	1	72.3	1135	11	77	3	5	210.3
#14 Cornelius, T.										
Tulsa	2	1	0	50.0	5	0	5	1	8	71.0
Pitt	5	3	0	60.0	75	0	39	0	0	186.0
TOTALS	7	4	0	57.1	80	0	39	1	8	153.1
#11 Wudtee, Keondre										
South Alabama	3	1	0	33.3	7	0	7	0	0	52.9
TOTALS	3	1	0	33.3	7	0	7	0	0	52.9

INDIVIDUAL GAME-BY-GAME RUSHING

	No-Yds/TD	TU	USA	PITT	TCU	TTU	BAY	UT	WVU	OU	ISU	KSU	KU
Hill, Justice RB	37-250/3	15-132/1	11-27/0	11-91/2									
King, J.D. RB	30-194/1	6-95/1	8-64/0	16-35/0									
Brown, LD RB	19-138/1	5-92/1	10-38/0	4-8/0									
Wudtee, Keondre QB	3-29/0	DNP	3-29/0	DNP									
Rudolph, Mason QB	8-18/2	3-3/1	4-18/1	1-3/0									
Johnson, Tyron WR	1-11/0	1-11/0	-	DNP									
Wilson, Ja'Ron RB	5-8/0	5-8/0	DNP	DNP									
Washington, J. WR	1-1/0	1-1/0	-	-									
Cornelius, T. QB	1-8/0	1-8/0	DNP	-									
TEAM	4-40/0	DNP	1-13/0	3-27/0									

INDIVIDUAL GAME-BY-GAME RECEIVING

	No-Yds/TD	TU	USA	PITT	TCU	TTU	BAY	UT	WVU	OU	ISU	KSU	KU
Washington, J. WR	13-367/3	6-145/2	2-98/1	5-124/0									
Ateman, Marcell WR	13-235/3	4-75/0	5-51/2	4-109/1									
McCleskey, Jalen WR	12-179/3	1-2/0	4-19/0	7-162/3									
Stoner, Dillon WR	11-142/1	4-18/0	2-24/0	5-100/1									
Johnson, Tyron WR	5-87/1	1-44/1	4-43/0	DNP									
Lacy, Chris WR	5-67/0	1-13/0	4-54/0	-									
Hill, Justice RB	9-58/0	3-10/0	4-46/0	2-2/0									
Wallace, Tylan WR	3-56/0	-	1-7/0	2-49/0									
Abbott, Britton CW	1-26/0	-	-	1-26/0									
Finefeuiaki, S. CW	1-5/0	1-5/0	-	-									

INDIVIDUAL GAME-BY-GAME TACKLES

	UA-A	TOT	TU	USA	PITT	TCU	TTU	BAY	UT	WVU	OU	ISU	KSU	KU
Flowers, Tre S	10-5	15	5-3	2-1	3-1									
Whitener, Chad LB	12-1	13	7-0	1-1	4-0									
Ogbongbemiga LB	9-2	11	3-0	3-0	3-2									
Phillips, Justin LB	10-1	11	5-0	1-0	4-1									
Tucker, Kirk LB	6-3	9	2-0	2-3	2-0									
Richards, Ramon S	9-0	9	3-0	1-0	5-0									
Osborne, D. DT	6-2	8	3-2	2-0	1-0									
Akem, Gyasi LB	5-3	8	-	1-2	4-1									
Brailford, J. DE	5-3	8	1-1	1-2	3-0									
Mwaniki, Thabo S	7-0	7	2-0	3-0	2-0									
Green, A.J. CB	7-0	7	5-0	1-0	1-0									
Morrow, Jerel S	6-1	7	3-0	2-0	1-1									
Bundage, Calvin LB	5-1	6	3-0	1-0	1-1									
Henry, Kevin LB	5-1	6	5-1	DNP	DNP									
Green, Z. S	5-0	5	2-0	-	3-0									
Edison-McGruder LB	5-0	5	5-0	DNP	DNP									
Williams, R. CB	5-0	5	-	4-0	1-0									
Carter, Trey DT	5-0	5	2-0	3-0	-									
Baker, Adrian CB	5-0	5	DNP	2-0	3-0									
Smith, Enoch DT	5-0	5	4-0	1-0	-									
Leveni, Vili DE	3-1	4	2-0	0-1	1-0									
Curry, Darius S	4-0	4	2-0	1-0	1-0									
Balous, Bryce CB	3-0	3	1-0	-	2-0									
Harper, Devin LB	2-1	3	1-1	-	1-0									
Kearse, Malik CB	3-0	3	1-0	2-0	-									
Walterscheid DE	3-0	3	-	2-0	1-0									
Daniels, Darrion DT	2-1	3	2-0	0-1	-									
Grant, Triston DE	2-0	2	2-0	-	DNP									
Cook, Chance S	2-0	2	1-0	-	1-0									
Harper, Madre CB	2-0	2	1-0	1-0	DNP									
Bakari, Taaj DT	2-0	2	1-0	1-0	-									
Owens, Jarrell DE	2-0	2	-	2-0	-									
Webber, Tralund DE	1-1	2	-	-	1-1									
Brown, Bryce CB	1-0	1	1-0	DNP	DNP									
Ammendola, Matt	0-1	1	-	0-1	-									
Stoner, Dillon	1-0	1	1-0	-	-									
Murray, Cameron DT	1-0	1	1-0	-	-									
Carter, Logan	1-0	1	1-0	-	-									
Hughes, Ben DT	1-0	1	-	1-0	DNP									



OKLAHOMA STATE STATISTICS

INDIVIDUAL GAME-BY-GAME SACKS

	UA-A	TOT	TU	USA	PITT	TCU	TTU	BAY	UT	WVU	OU	ISU	KSU	KU
Brailford, J. DE	2-0	2.0	-	1.0-6	1.0-15									
Osborne, D. DT	2-0	2.0	-	1.0-8	1.0-7									
Tucker, Kirk LB	1-0	1.0	-	1.0-10	-									
Edison-McGruder LB	1-0	1.0	1.0-11	DNP	DNP									
Smith, Enoch DT	1-0	1.0	-	1.0-1	-									

INDIVIDUAL GAME-BY-GAME TACKLES FOR LOSS

	UA-A	TOT	TU	USA	PITT	TCU	TTU	BAY	UT	WVU	OU	ISU	KSU	KU
Osborne, D. DT	4-0	4.0	2.0-5	1.0-8	1.0-7									
Smith, Enoch DT	2-0	2.0	1.0-1	1.0-1	-									
Owens, Jarrell DE	2-0	2.0	-	2.0-12	-									
Brailford, J. DE	2-0	2.0	-	1.0-6	1.0-15									
Morrow, Jerel S	2-0	2.0	1.0-1	-	1.0-1									
Daniels, Darrion DT	1-0	1.0	1.0-2	-	-									
Carter, Trey DT	1-0	1.0	1.0-2	-	-									
Edison-McGruder LB	1-0	1.0	1.0-11	DNP	DNP									
Bakari, Taaj DT	1-0	1.0	-	1.0-3	-									
Phillips, Justin LB	1-0	1.0	-	1.0-4	-									
Henry, Kevin LB	1-0	1.0	1.0-2	DNP	DNP									
Ogbongbemiga LB	1-0	1.0	-	1.0-1	-									
Tucker, Kirk LB	1-0	1.0	-	1.0-10	-									
Richards, Ramon S	1-0	1.0	1.0-7	-	-									

INDIVIDUAL GAME-BY-GAME FUMBLES

INDIVIDUAL GAME BY GAME RESULTS													
	No-Lost	TU	USA	PITT	TCU	TTU	BAY	UT	WVU	OU	ISU	KSU	KU
TEAM	2-1	DNP	1-0	1-1									
Rudolph, Mason QB	1-1	1-1	-	-									
McCleskey,Jalen WR	1-1	1-1	-	-									

INDIVIDUAL GAME-BY-GAME FUMBLES FORCED

	Number	TU	USA	PITT	TCU	TTU	BAY	UT	WVU	OU	ISU	KSU	KU
Walterscheid	1	-	1	-									
Carter, Trey	1	1	-	-									

INDIVIDUAL GAME-BY-GAME FUMBLES RECOVERED

	Number	TU	USA	PITT	TCU	TTU	BAY	UT	WVU	OU	ISU	KSU	KU
Morrow, Jerel	1	1	-	-									
Osborne, D.	1	-	1	-									
Edison-McGruder	1	1	DNP	DNP									

INDIVIDUAL GAME-BY-GAME PUNT RETURNS

	No-Yds	TU	USA	PITT	TCU	TTU	BAY	UT	WVU	OU	ISU	KSU	KU
McCleskey,Jalen	4-16	2-3	2-13	-									

INDIVIDUAL GAME-BY-GAME KICK RETURNS

	No-Yds	TU	USA	PITT	TCU	TTU	BAY	UT	WVU	OU	ISU	KSU	KU
Brown, LD	2-41	-	-	2-41									
Johnson, Tyron	1-29	1-29	-	DNP									
Stoner, Dillon	1-23	1-23	-	-									
Parker, Austin	1-18	-	1-18	-									
Lacy, Chris	1-15	1-15	-	-									

INDIVIDUAL GAME-BY-GAME INTERCEPTION RETURNS

	No-Yds	TU	USA	PITT	TCU	TTU	BAY	UT	WVU	OU	ISU	KSU	KU
Phillips,Justin	2-35	-	1-25	1-10									
Flowers, Tre	1-7	-	-	1-7									

INDIVIDUAL GAME-BY-GAME FUMBLE RETURNS

	No-Yds	TU	USA	PITT	TCU	TTU	BAY	UT	WVU	OU	ISU	KSU	KU
Edison-McGruder	1-82	1-82	DNP	DNP									



OKLAHOMA STATE STATISTICS

INDIVIDUAL GAME-BY-GAME ALL-PURPOSE YARDS

	TOTAL	TU	USA	PITT	TCU	TTU	BAY	UT	WVU	OU	ISU	KSU	KU
Washington, J.	366	144	98	124									
Hill, Justice	308	142	73	93									
Ateman, Marcell	235	75	51	109									
McCleskey, Jalen	195	1	32	162									
King, J.D.	194	95	64	35									
Brown, LD	179	92	38	49									
Stoner, Dillon	165	41	24	100									
Johnson, Tyron	127	84	43	DNP									
Lacy, Chris	82	28	54	-									
Wallace, Tylan	56	-	7	49									
Phillips, Justin	35	-	25	10									
Wudtee, Keondre	29	DNP	29	DNP									
Abbott, Britton	26	-	-	26									
Parker, Austin	18	-	18	-									
Rudolph, Mason	18	3	18	-3									
Wilson, Ja'Ron	8	8	DNP	DNP									
Flowers, Tre	7	-	-	7									
Finefeuiaki, S.	5	5	-	-									
Cornelius, T.	-8	-8	DNP	-									
TEAM	-40	-	-13	-27									

GAME-BY-GAME TEAM COMPARISON

Opponent	Score	First Downs				Rushing	Passing		Total Offense	Return	Turn-
		Total	Rush	Pass	Pen	Number-Yards	Comp-Att-Int	Yards	Plays-Yards	Yards	Overs
TULSA	59-24	25/26	15/14	8/10	2/2	37-332/60-244	21-26-0/20-38-0	308/188	63-640/98-432	152/71	2/2
South Alabama	44-7	29/12	8/2	19/9	2/1	37-163/27-41	26-41-0/14-24-1	342/134	78-505/51-175	56/84	0/2
Pitt	59-21	27/17	7/8	19/9	1/0	35-104/34-103	26-37-1/20-35-2	572/288	72-676/69-391	58/85	2/2
Totals	162-52	81/55	30/24	46/28	5/3	109-599/121-388	73-104-1/54-97-3	1222/610	213-1821/218-998	266/240	4/6

Note: Game totals are displayed in the format TEAM/OPPONENT for each category

Opponent	3rd Down	4th Down	Time of	TOP	Avg	Avg	Avg	Punting	Penalties
	Conversions	Conversions	Possession	Margin	Yds/Rush	Yds/Pass	Yds/Play	Number-Avg	Number-Yards
TULSA	5-9/16-26	0-0/1-2	23:20/36:40	-13:20	9.0/4.1	11.8/4.9	10.2/4.4	2-40.0/7-44.6	5-51/6-48
South Alabama	7-16/1-10	2-2/1-1	30:04/29:56	0:08	4.4/1.5	8.3/5.6	6.5/3.4	2-37.0/7-48.4	4-25/3-40
Pitt	10-14/5-15	0-1/1-2	28:28/31:32	-3:04	3.0/3.0	15.5/8.2	9.4/5.7	1-45.0/6-48.7	4-30/6-50
Totals	22-39/22-51	2-3/3-5	81:52/98:08	-16:16	5.5/3.2	11.8/6.3	8.5/4.6	5-39.8/20-47.2	106/138

Note: Game totals are displayed in the format TEAM/OPPONENT for each category



OKLAHOMA STATE STATISTICS

GAME-BY-GAME TEAM STATS

		--RUSHING--				--RECEIVING--				-----PASSING-----				--KICK RET--				--PUNT RET--				tot
Date	Opponent	No.	Yds	TD	Lg	No.	Yds	TD	Lg	Cmp-Att-Int	Yds	TD	Lg	No	Yds	TD	Lg	No	Yds	TD	Lg	off
Aug 31, 2017	TULSA	37	332	4	73	21	308	3	77	21-26-0	308	3	77	3	67	0	29	2	3	0	11	640
Sep 08, 2017	at South Alabama	37	163	1	31	26	342	3	66	26-41-0	342	3	66	1	18	0	18	2	13	0	13	505
9/16/17	at Pitt	35	104	2	20	26	572	5	69	26-37-1	572	5	69	2	41	0	29	0	0	0	0	676
	Totals	109	599	7	73	73	1222	11	77	73-104-1	1222	11	77	6	126	0	29	4	16	0	13	1821
	Opponent	121	388	3	55	54	610	2	74	54-97-3	610	2	74	12	214	0	33	0	0	0	0	998
		-----TACKLES-----				--SACKS--		--FUMBLE--		Pass		Blkd		--Kicks--XPTS--								
Date	Opponent	Solo	Ast	Total	TFL-Yds	No-Yds	FF	FR-Yds	Int-Yds	QBH	Brk	Kick	Att-Mad	Run	Rcv	Saf	Pts					
Aug 31, 2017	TULSA	78	8	86	9.0-31	1.0-11	1	2-82	0-0	3	4	0	8-8	0	0	0	59					
Sep 08, 2017	at South Alabama	41	12	53	9.0-45	4.0-25	1	1-0	1-25	2	4	0	5-5	0	0	0	44					
9/16/17	at Pitt	49	8	57	3.0-23	2.0-22	0	0-0	2-17	6	2	0	8-8	0	0	0	59					
	Totals	168	28	196	21.0-99	7.0-58	2	3-82	3-42	11	10	0	21-21	0	0	0	162					
	Opponent	147	47	194	16.0-56	4.0-13	2	3-26	1-0	14	4	0	7-7	0	0	0	52					
		-----PUNTING-----								--FIELD GOALS--				-----KICKOFFS-----								
Date	Opponent	No	Yds	Avg	Long	Blkd	TB	FC	50+	I20	Att-Made	Lg	Blkd	No	Yds	Avg	TB	OB				
Aug 31, 2017	TULSA	2	80	40.0	43	0	0	2	0	1	2-1	24	0	10	642	64.2	7	0				
Sep 08, 2017	at South Alabama	2	74	37.0	45	0	0	0	0	0	4-3	53	0	9	558	62.0	3	1				
9/16/17	at Pitt	1	45	45.0	45	0	0	1	0	0	1-1	25	0	10	640	64.0	4	1				
	Totals	5	199	39.8	45	0	0	3	0	1	7-5	53	0	29	1840	63.4	14	2				
	Opponent	20	943	47.2	63	0	2	6	7	7	3-1	23	0	10	618	61.8	4	0				



OKLAHOMA STATE STATISTICS

GAME-BY-GAME OPPONENT TEAM STATS

		---RUSHING---				---RECEIVING---				-----PASSING-----				---KICK RET---				---PUNT RET---				tot
Date	Opponent	No.	Yds	TD	Lg	No.	Yds	TD	Lg	Cmp-Att-Int	Yds	TD	Lg	No	Yds	TD	Lg	No	Yds	TD	Lg	off
Aug 31, 2017	TULSA	60	244	2	55	20	188	0	26	20-38-0	188	0	26	3	45	0	19	0	0	0	0	432
Sep 08, 2017	at South Alabama	27	41	0	19	14	134	1	17	14-24-1	134	1	17	4	84	0	33	0	0	0	0	175
9/16/17	at Pitt	34	103	1	23	20	288	1	74	20-35-2	288	1	74	5	85	0	21	0	0	0	0	391
	Opponent totals	121	388	3	55	54	610	2	74	54-97-3	610	2	74	12	214	0	33	0	0	0	0	998
	Oklahoma State	109	599	7	73	73	1222	11	77	73-104-1	1222	11	77	6	126	0	29	4	16	0	13	1821
		-----TACKLES-----				---SACKS---		---FUMBLE---				Pass	Blkd	---Kicks---XPTS---								
Date	Opponent	Solo	Ast	Total	TFL-Yds	No-Yds	FF	FR-Yds	Int-Yds	QBH	Brk	Kick	Att-Mad	Run	Rcv		Pts					
Aug 31, 2017	TULSA	54	6	60	9.0-29	2.0-9	2	2-26	0-0	1	1	0	3-3	0	0	0	24					
Sep 08, 2017	at South Alabama	54	15	69	2.0-14	1.0-1	0	0-0	0-0	2	1	0	1-1	0	0	0	7					
9/16/17	at Pitt	39	26	65	5.0-13	1.0-3	0	1-0	1-0	11	2	0	3-3	0	0	0	21					
	Opponent totals	147	47	194	16.0-56	4.0-13	2	3-26	1-0	14	4	0	7-7	0	0	0	52					
	Oklahoma State	168	28	196	21.0-99	7.0-58	2	3-82	3-42	11	10	0	21-21	0	0	0	162					
		-----PUNTING-----								---FIELD GOALS---				-----KICKOFFS-----								
Date	Opponent	No	Yds	Avg	Long	Blkd	TB	FC	50+	I20	Att-Made	Lg	Blkd	No	Yds	Avg	TB	OB				
Aug 31, 2017	TULSA	7	312	44.6	60	0	1	2	1	2	1-1	23	0	4	240	60.0	1	0				
Sep 08, 2017	at South Alabama	7	339	48.4	58	0	0	2	3	2	1-0	0	0	2	130	65.0	1	0				
9/16/17	at Pitt	6	292	48.7	63	0	1	2	3	3	1-0	0	0	4	248	62.0	2	0				
	Opponent totals	20	943	47.2	63	0	2	6	7	7	3-1	23	0	10	618	61.8	4	0				
	Oklahoma State	5	199	39.8	45	0	0	3	0	1	7-5	53	0	29	1840	63.4	14	2				



OKLAHOMA STATE STATISTICS

INDIVIDUAL GAME HIGHS

Rushes	16	King, J.D. at Pitt (9/16/17)
Yards Rushing	132	Hill, Justice vs Tulsa (Aug 31, 2017)
TD Rushes	2	Hill, Justice at Pitt (9/16/17)
Long Rush	73	Brown, LD vs Tulsa (Aug 31, 2017)
Pass attempts	38	Rudolph, Mason at South Alabama (Sep 08, 2017)
Pass completions	25	Rudolph, Mason at South Alabama (Sep 08, 2017)
Yards Passing	497	Rudolph, Mason at Pitt (9/16/17)
TD Passes	5	Rudolph, Mason at Pitt (9/16/17)
Long Pass	77	Rudolph, Mason vs Tulsa (Aug 31, 2017)
Receptions	7	McCleskey, Jalen at Pitt (9/16/17)
Yards Receiving	162	McCleskey, Jalen at Pitt (9/16/17)
TD Receptions	3	McCleskey, Jalen at Pitt (9/16/17)
Long Reception	77	Washington, James vs Tulsa (Aug 31, 2017)
Field Goals	3	Ammendola, Matt at South Alabama (Sep 08, 2017)
Long Field Goal	53	Ammendola, Matt at South Alabama (Sep 08, 2017)
Punts	2	Sinor, Zach at South Alabama (Sep 08, 2017)
Punting Avg	45.0	Sinor, Zach at Pitt (9/16/17)
Long Punt	45	Sinor, Zach at South Alabama (Sep 08, 2017)
		Sinor, Zach at Pitt (9/16/17)
Punts inside 20	1	Sinor, Zach vs Tulsa (Aug 31, 2017)
Long Punt Return	13	McCleskey, Jalen at South Alabama (Sep 08, 2017)
Long Kickoff Return	29	Johnson, Tyron vs Tulsa (Aug 31, 2017)
		Brown, LD at Pitt (9/16/17)
Tackles	8	Flowers, Tre vs Tulsa (Aug 31, 2017)
Sacks	1.0	Edison-McGruder, K. vs Tulsa (Aug 31, 2017)
		Smith, Enoch at South Alabama (Sep 08, 2017)
		Tucker, Kirk at South Alabama (Sep 08, 2017)
		Osborne, DeQuinton at South Alabama (Sep 08, 2017)
		Brailford, Jordan at South Alabama (Sep 08, 2017)
		Osborne, DeQuinton at Pitt (9/16/17)
		Brailford, Jordan at Pitt (9/16/17)
Tackles For Loss	2.0	Osborne, DeQuinton vs Tulsa (Aug 31, 2017)
		Owens, Jarrell at South Alabama (Sep 08, 2017)
Interceptions	1	Phillips, Justin at South Alabama (Sep 08, 2017)
		Phillips, Justin at Pitt (9/16/17)
		Flowers, Tre at Pitt (9/16/17)

TEAM GAME HIGHS

Rushes	37	vs Tulsa (Aug 31, 2017)
		at South Alabama (Sep 08, 2017)
Yards Rushing	332	vs Tulsa (Aug 31, 2017)
Yards Per Rush	9.0	vs Tulsa (Aug 31, 2017)
TD Rushes	4	vs Tulsa (Aug 31, 2017)
Pass attempts	41	at South Alabama (Sep 08, 2017)
Pass completions	26	at South Alabama (Sep 08, 2017)
		at Pitt (9/16/17)
Yards Passing	572	at Pitt (9/16/17)
Yards Per Pass	15.5	at Pitt (9/16/17)
TD Passes	5	at Pitt (9/16/17)
Total Plays	78	at South Alabama (Sep 08, 2017)
Total Offense	676	at Pitt (9/16/17)
Yards Per Play	10.2	vs Tulsa (Aug 31, 2017)
Points	59	vs Tulsa (Aug 31, 2017)
		at Pitt (9/16/17)
Sacks By	4	at South Alabama (Sep 08, 2017)
First Downs	29	at South Alabama (Sep 08, 2017)
Penalties	5	vs Tulsa (Aug 31, 2017)
Penalty Yards	51	vs Tulsa (Aug 31, 2017)
Turnovers	2	vs Tulsa (Aug 31, 2017)
		at Pitt (9/16/17)
Interceptions By	2	at Pitt (9/16/17)
Punts	2	vs Tulsa (Aug 31, 2017)
		at South Alabama (Sep 08, 2017)
Punting Avg	45.0	at Pitt (9/16/17)
Long Punt	45	at South Alabama (Sep 08, 2017)
		at Pitt (9/16/17)
Punts inside 20	1	vs Tulsa (Aug 31, 2017)
Long Punt Return	13	at South Alabama (Sep 08, 2017)



OKLAHOMA STATE STATISTICS

OPPONENT INDIVIDUAL GAME HIGHS

Rushes	22	BREWER, D., vs Tulsa (Aug 31, 2017)
Yards Rushing	111	TAYLOR II, C., vs Tulsa (Aug 31, 2017)
TD Rushes	2	TAYLOR II, C., vs Tulsa (Aug 31, 2017)
Long Rush	55	TAYLOR II, C., vs Tulsa (Aug 31, 2017)
Pass attempts	35	PRESIDENT, C., vs Tulsa (Aug 31, 2017)
Pass completions	18	PRESIDENT, C., vs Tulsa (Aug 31, 2017)
Yards Passing	228	DiNucci, B., at Pitt (9/16/17)
TD Passes	1	Davis, Dallas, at South Alabama (Sep 08, 2017)
Long Pass	74	DiNucci, B., at Pitt (9/16/17)
Receptions	7	DiNucci, B., at Pitt (9/16/17)
Yards Receiving	89	JOHNSON, K., vs Tulsa (Aug 31, 2017)
TD Receptions	1	Araujo-Lopes, R, at Pitt (9/16/17)
Long Reception	74	Francis, Mseiah, at South Alabama (Sep 08, 2017)
Field Goals	1	Araujo-Lopes, R, at Pitt (9/16/17)
Long Field Goal	23	Henderson, Q., at Pitt (9/16/17)
Punts	7	JONES, R., vs Tulsa (Aug 31, 2017)
Punting Avg	48.7	JONES, R., vs Tulsa (Aug 31, 2017)
Long Punt	63	BENNETT, T., vs Tulsa (Aug 31, 2017)
Punts inside 20	3	Waitman, Corliss, at South Alabama (Sep 08, 2017)
Long Punt Return	0	Winslow, R., at Pitt (9/16/17)
Long Kickoff Return	33	Winslow, R., at Pitt (9/16/17)
Tackles	10	Johnson, Xavier, at South Alabama (Sep 08, 2017)
Sacks	1.0	WHITFIELD, M., vs Tulsa (Aug 31, 2017)
Tackles For Loss	3.0	SHINDELAR, K., vs Tulsa (Aug 31, 2017)
Interceptions	1	SMITH, J., vs Tulsa (Aug 31, 2017)
		Turner, Tyree, at South Alabama (Sep 08, 2017)
		Weaver, R., at Pitt (9/16/17)
		WHITFIELD, M., vs Tulsa (Aug 31, 2017)
		Maddox, A., at Pitt (9/16/17)

OPPONENT TEAM GAME HIGHS

Rushes	60	vs Tulsa (Aug 31, 2017)
Yards Rushing	244	vs Tulsa (Aug 31, 2017)
Yards Per Rush	4.1	vs Tulsa (Aug 31, 2017)
TD Rushes	2	vs Tulsa (Aug 31, 2017)
Pass attempts	38	vs Tulsa (Aug 31, 2017)
Pass completions	20	vs Tulsa (Aug 31, 2017)
Yards Passing	288	at Pitt (9/16/17)
Yards Per Pass	8.2	at Pitt (9/16/17)
TD Passes	1	at Pitt (9/16/17)
Total Plays	98	at South Alabama (Sep 08, 2017)
Total Offense	432	vs Tulsa (Aug 31, 2017)
Yards Per Play	5.7	vs Tulsa (Aug 31, 2017)
Points	24	at Pitt (9/16/17)
Sacks By	2	vs Tulsa (Aug 31, 2017)
First Downs	26	vs Tulsa (Aug 31, 2017)
Penalties	6	vs Tulsa (Aug 31, 2017)
Penalty Yards	50	at Pitt (9/16/17)
Turnovers	2	at Pitt (9/16/17)
Interceptions By	1	vs Tulsa (Aug 31, 2017)
Punts	7	at South Alabama (Sep 08, 2017)
Punting Avg	48.7	at Pitt (9/16/17)
Long Punt	63	at Pitt (9/16/17)
Punts inside 20	3	at Pitt (9/16/17)
Long Punt Return	0	

GAME-BY-GAME PLAYER PARTICIPATION

Name	GP/GS	TU	USA	PITT
41 Abbott, Britton	3/3	START	START	START
9 Akem, Gyasi	3/-	XXX	XXX	XXX
10 Alexander, T.	3/-	XXX	XXX	XXX
49 Ammendola, Matt	3/-	XXX	XXX	XXX
3X Ateman, Marcell	3/-	XXX	XXX	XXX
90 Bakari, Taaj	3/-	XXX	XXX	XXX
6 Baker, Adrian	2/-	...	XXX	XXX
1D Balous, Bryce	3/-	XXX	XXX	XXX
37 Barksdale-Blair	1/-	XXX
94 Brailford, J.	3/-	XXX	XXX	XXX
21 Brown, Bryce	1/-	XXX
6X Brown, Keenen	1/-	XXX
24 Brown, LD	3/-	XXX	XXX	XXX
1X Bundage, Calvin	3/1	XXX	START	XXX
87 Carter, Logan	3/-	XXX	XXX	XXX
99 Carter, Trey	3/-	XXX	XXX	XXX
78 Cochran, Aaron	3/3	START	START	START
35 Cook, Chance	3/-	XXX	XXX	XXX
14 Cornelius, T.	2/-	XXX	...	XXX
60 Crabtree, Zach	3/3	START	START	START
2X Curry, Darius	3/-	XXX	XXX	XXX
79 Daniels, Darrión	3/3	START	START	START
3 Edison-McGruder	1/1	START
47 Ferguson, Tyler	1/-	XXX
42 Finefeuiaki, S.	3/1	XXX	XXX	START
31 Flowers, Tre	3/3	START	START	START
66 Galea, Lemaefe	3/-	XXX	XXX	XXX
76 Galloway, Dylan	3/-	XXX	XXX	XXX
86 Grant, Triston	2/-	XXX	XXX	...
4 Green, A.J.	3/3	START	START	START
18 Green, Z.	3/-	XXX	XXX	XXX
16 Harper, Devin	3/-	XXX	XXX	XXX
25 Harper, Madre	2/-	XXX	XXX	...
33 Henry, Kevin	1/-	XXX
5 Hill, Justice	3/3	START	START	START
59 Hockett, Matt	2/-	XXX	XXX	...
70 Hughes, Ben	2/-	XXX	XXX	...
4J Hupp, Luke	1/-	XXX
73 Jenkins, Teven	3/-	XXX	XXX	XXX
13 Johnson, Tyron	2/-	XXX	XXX	...
2D Kears, Malik	3/-	XXX	XXX	XXX
75 Keyes, Marcus	3/3	START	START	START
27 King, J.D.	3/-	XXX	XXX	XXX
15 Lacy, Chris	3/3	START	START	START
95 Leveni, Vili	3/3	START	START	START
71 Lundblade, Brad	3/3	START	START	START
1 McKleskey, Jalen	3/2	START	START	XXX
2E McKnight, Cole	1/-	XXX
5X Morrow, Jerel	3/-	XXX	XXX	XXX
92 Murray, Cameron	3/-	XXX	XXX	XXX
2H Mwaniki, Thabo	3/1	XXX	START	XXX
68 Noel, Delonte	2/-	...	XXX	XXX
1A Ogbongbemiga	3/-	XXX	XXX	XXX
91 Osborne, D.	3/3	START	START	START
93 Owens, Jarrell	3/-	XXX	XXX	XXX
81 Parker, Austin	3/-	XXX	XXX	XXX
19 Phillips, Justin	3/3	START	START	START
38 Redwine-Bryant	1/-	XXX
57 Reed, Walker	1/-	XXX
7 Richards, Ramon	3/3	START	START	START
2 Rudolph, Mason	3/3	START	START	START
50 Schneider, Ry	3/-	XXX	XXX	XXX
29 Sinor, Zach	3/-	XXX	XXX	XXX
5F Smith, Enoch	3/-	XXX	XXX	XXX
17 Stoner, Dillon	3/-	XXX	XXX	XXX
12 Tucker, Kirk	3/1	XXX	XXX	START
63 Walkingstick, S.	3/-	XXX	XXX	XXX
80 Wallace, Tylan	3/-	XXX	XXX	XXX
82 Walterscheid	3/2	START	XXX	START
28 Washington, J.	3/3	START	START	START
89 Webber, Tralund	3/-	XXX	XXX	XXX
45 Whitener, Chad	3/3	START	START	START
56 Williams, Larry	3/3	START	START	START
8 Williams, R.	3/3	START	START	START
22 Wilson, Ja'Ron	1/-	XXX
72 Wilson, Johnny	3/-	XXX	XXX	XXX
88 Wolf, Landon	3/-	XXX	XXX	XXX
11 Wudlee, Keondre	1/-	...	XXX	...