

# 2017 OKLAHOMA STATE COWBOY BASEBALL

Wade McWhorter • Coordinator, Media Relations • (405) 744-7853 (o) or 612-5240 (c) • [wade.mcwhorter@okstate.edu](mailto:wade.mcwhorter@okstate.edu)  
Oklahoma State Athletics Media Relations • 220 Athletics Center, Stillwater, OK 74078 • [www.okstate.com](http://www.okstate.com)

## 2017 SCHEDULE

Feb. 17	at Grand Canyon	L, 1-6
Feb. 19	at Grand Canyon	W, 6-5
Feb. 20	at Grand Canyon	L, 0-4
Feb. 21	at #19 Arizona State	W, 18-4
<b>Feb. 24</b>	<b>Texas State</b>	<b>W, 10-7</b>
<b>Feb. 25</b>	<b>Texas State</b>	<b>L, 11-12</b>
<b>Feb. 26</b>	<b>Texas State</b>	<b>W, 6-3</b>
<b>March 1</b>	<b>Saint Louis</b>	<b>L, 7-10</b>
March 3	vs. Nebraska%	W, 1-0
March 4	vs. #5 Arizona%	L, 9-10
March 5	vs. #20 Arkansas%	W, 8-3
<b>March 7</b>	<b>#27 Missouri State</b>	<b>W, 7-3</b>
<b>March 10</b>	<b>South Dakota State</b>	<b>L, 1-2</b>
<b>March 12</b>	<b>South Dakota State (Gm. 1)</b>	<b>W, 6-3</b>
	<b>South Dakota State (Gm. 2)</b>	<b>W, 8-3</b>
<b>March 14</b>	<b>New Mexico</b>	<b>W, 3-0</b>
<b>March 15</b>	<b>New Mexico</b>	<b>W, 13-0</b>
<b>March 17</b>	<b>Northwestern State</b>	<b>W, 6-3</b>
<b>March 18</b>	<b>Northwestern State</b>	<b>W, 7-2</b>
<b>March 19</b>	<b>Northwestern State</b>	<b>W, 15-4</b>
<b>March 21</b>	<b>#10 Oklahoma</b>	<b>W, 4-3</b>
March 24	at #3 TCU*	L, 5-7
March 25	at #3 TCU*	L, 5-6
March 26	at #3 TCU*	L, 1-5
<b>March 31</b>	<b>West Virginia*</b>	<b>W, 3-2</b>
<b>April 1</b>	<b>West Virginia*</b>	<b>L, 3-5 (10)</b>
<b>April 2</b>	<b>West Virginia*</b>	<b>L, 8-9</b>
April 5	at Wichita State	W, 6-3
<b>April 7</b>	<b>Kansas State*</b>	<b>L, 4-10</b>
<b>April 8</b>	<b>Kansas State*</b>	<b>W, 13-3</b>
<b>April 9</b>	<b>Kansas State*</b>	<b>W, 6-3</b>
<b>April 11</b>	<b>Central Arkansas</b>	<b>L, 5-11</b>
April 13	at Kansas*	W, 11-6
April 14	at Kansas*	L, 5-6
April 15	at Kansas*	L, 2-4
<b>April 18</b>	<b>Oral Roberts</b>	<b>W, 7-6 (11)</b>
April 21	at #4 Texas Tech*	6 p.m.
April 22	at #4 Texas Tech*	2 p.m.
April 23	at #4 Texas Tech*	2 p.m.
<b>April 25</b>	<b>Arkansas-Pine Bluff</b>	<b>6 p.m.</b>
<b>April 28</b>	<b>Texas*</b>	<b>6:30 p.m.</b>
<b>April 29</b>	<b>Texas*</b>	<b>6 p.m.</b>
<b>April 30</b>	<b>Texas*</b>	<b>1 p.m.</b>
<b>May 5</b>	<b>Lamar</b>	<b>6:30 p.m.</b>
<b>May 6</b>	<b>Lamar</b>	<b>3 p.m.</b>
<b>May 7</b>	<b>Lamar</b>	<b>1 p.m.</b>
<b>May 12</b>	<b>Baylor*</b>	<b>6:30 p.m.</b>
<b>May 13</b>	<b>Baylor*</b>	<b>3 p.m.</b>
<b>May 14</b>	<b>Baylor*</b>	<b>1 p.m.</b>
May 16	at Oral Roberts	6:30 p.m.
May 18	vs. Oklahoma* (Tulsa)	7 p.m.
May 19	vs. Oklahoma* (OKC)	7:05 p.m.
May 20	vs. Oklahoma (OKC)	7:05 p.m.
May 24-28	Big 12 Baseball Championship#	
June 1-4	NCAA Regionals\$	
June 8-11	NCAA Super Regionals\$	
June 17-28	College World Series!	

***Bold italics indicates home game • All Times Central***

\* — Big 12 Conference game

% — Frisco College Baseball Classic • Frisco, Texas

# — Chickasaw Bricktown Ballpark • Oklahoma City

\$ — Campus Sites

! — TD Ameritrade Park • Omaha, Neb.



**Oklahoma State (21-15, 4-8)  
at #4 Texas Tech (32-8, 8-4)**

## Rip Griffin Park (4,432)

**Fri., April 21: 6:30 p.m.**

**Sat., April 22: 2:00 p.m.**

**Sun., April 23: 2:00 p.m.**



## Oklahoma State

Oklahoma State is back on the road for Big 12 Conference play as the Cowboys open a series at No. 4 Texas Tech in Lubbock Friday night. OSU is 21-15 on the season and in eighth place in the Big 12 standings with a 4-8 league mark.

Led by Garrett McCain's Big 12 Conference-best .368 batting average, OSU is hitting .273 as a team, while the pitching staff owns a 4.17 ERA.

The Cowboys are coming off a 43-22 season in which they advanced to the College World Series for the 20th time in program history, making their first trip to Omaha since 1999 and finishing tied for third. Seven starters returned from a year ago, led by corner infielders Garrett Bengtson and Dustin Williams, while Preseason All-American Tyler Buffett, along with Trey Cobb and Jensen Elliott, returned to anchor the pitching staff.

The 2017 season marks OSU's fifth under head coach Josh Holliday, who entered the year with a 170-79 record at his alma mater and has led the Cowboys to four-straight NCAA Tournament appearances.

## About The Red Raiders

Texas Tech brings a 32-8 record into the weekend, and the Red Raiders are tied for second in the Big 12 with an 8-4 conference mark. Led by junior outfielder Hunter Hargrove (.337, 4 HR, 36 RBIs), the Red Raiders lead the conference with a .301 team batting average, and the pitching staff ranks second with a 3.35 ERA.

OSU is 39-31 all time against TTU, including a 6-6 mark under Josh Holliday. The Red Raiders swept last season's series in Stillwater, snapping OSU's streak of four-straight series wins against TTU.

Expected to start on the mound for Texas Tech are:

**Friday - TBA**      **Saturday - LHP Steven Gingery (7-0, 1.48)**

**Sunday - RHP Ryan Shetter (2-0, 3.86)**

## Watch. Listen. Follow

All three games of the series will air on FOX Sports Southwest Plus.

All OSU baseball games are carried live by Stillwater Radio and air on KSPI 93.7 FM or Pete 94.3 FM/780 AM. Rex Holt, who is in his 35th season on the air with Cowboy baseball, will call the action, with Matt "Chief" Davis providing color commentary. Select radio broadcasts are also available online at [okstate.com/watch](http://okstate.com/watch).

Live stats for all games can be found at [www.okstate.com](http://www.okstate.com), with links available under the Schedule tab on the baseball home page. Fans can also follow the official OSU Baseball Twitter account, [@OSUBaseball](https://twitter.com/OSUBaseball), for in-game updates.

## OSU PROBABLE STARTERS

Position Players			2017 Statistics				
<u>Pos.</u>	<u>No.</u>	<u>Player</u>	<u>GP-GS</u>	<u>Avg.</u>	<u>HR</u>	<u>RBI</u>	<u>Noteworthy</u>
C	17	Travis Wacker	14-13	.214	1	12	Missed 16 games with broken finger
or	24	Colin Simpson	32-27	.315	8	29	Six homers, 18 RBIs in Big 12 play
1B	22	Dustin Williams	29-22	.253	2	11	Led Big 12 with 14 home runs last season
or	15	Michael Neustifter	22-18	.222	2	6	11 starts at catcher, four as DH, three at 1B
2B	2	Andrew Rosa	32-29	.239	3	14	Reached base safely first 20 games played
or	1	Ryan Cash	20-15	.317	0	3	.423 on-base percentage
SS	5	Cameron Dobbs	29-23	.221	1	14	4-for-5, 4 RBIs, 4 runs in debut vs. Arizona St.
or	4	Jacob Chappell	28-16	.182	0	2	Ninth all time at OSU with 25 sacrifice bunts
3B	7	Garrett Bengé	36-36	.299	8	39	2016 All-Big 12 Second Team
RF	13	Jon Littell	27-25	.284	3	21	Missed nine games with injury
or	16	Cade Cabiness	24-19	.276	0	9	21-for-76 on the season
CF	3	Garrett McCain	36-36	.368	3	23	31-for-33 on career stolen base attempts
LF	33	Trevor Boone	20-11	.275	2	6	7-for-25 in nine Big 12 games
or	3	Garrett McCain	36-36	.368	3	23	31-for-33 on career stolen base attempts
DH	24	Colin Simpson	32-27	.315	8	29	Six homers, 18 RBIs in Big 12 play

### Starting Pitchers

<u>R/L</u>	<u>No.</u>	<u>Player</u>	<u>W-L</u>	<u>ERA</u>	<u>Last Appearance</u>	<u>W-L</u>	<u>IP</u>	<u>H</u>	<u>R</u>	<u>ER</u>	<u>BB</u>	<u>SO</u>
R	46	Joe Lienhard	2-0	3.48	4/13 at Kansas	W	5.0	10	6	6	3	5
R	37	Tyler Buffett	5-2	4.12	4/14 at Kansas	ND	5.0	8	5	5	2	2



# 2017 COWBOY BASEBALL ROSTER

## NUMERICAL ROSTER

No.	Name	Pos.	B/T	Ht.	Wt.	Class	Hometown (High School/Previous School)
1	Ryan Cash	INF	S/R	6-0	151	Fr.	Plano, Texas (Prestonwood Christian)
2	Andrew Rosa	INF	R/R	6-2	187	Jr.	Owasso, Okla. (Owasso HS)
3	Garrett McCain	OF	R/L	6-0	186	Jr.	Wylie, Texas (Wylie East HS)
4	Jacob Chappell	INF	R/R	6-0	180	Jr.	Guthrie, Okla. (Guthrie HS)
5	Cameron Dobbs	INF	L/R	6-1	162	Fr.	Dallas, Texas (Jesuit College Prep)
6	Parker Scott	LHP	L/L	6-1	166	Fr.	Flower Mound, Texas (Flower Mound HS)
7	Garrett Benge	INF	L/R	5-11	203	Jr.	Yukon, Okla. (Yukon/Cowley County CC)
8	Ryan Sluder	OF	R/R	6-2	199	Sr.	Amarillo, Texas (Amarillo HS)
13	Jon Littell	OF	R/R	6-3	218	Jr.	Stillwater, Okla. (Stillwater HS)
14	Bryce Fischer	OF	L/L	6-1	197	Jr.	Wichita, Kan. (Bishop Carroll HS/Cowley County CC)
15	Michael Neustifter	C/3B	R/R	6-2	211	Fr.	Carrollton, Texas (Hebron HS)
16	Cade Cabiness	OF	L/R	6-3	213	Fr.	Bixby, Okla. (Bixby HS)
17	Travis Wacker	C	R/R	6-1	191	Jr.	Frisco, Texas (Kings Christian Collegiate/Grayson CC)
18	Reid Morgan	RHP	R/R	6-1	176	Fr.	Richmond, Texas (Foster HS)
19	Carson Teel	LHP	L/L	6-0	171	So.	Stillwater, Okla. (Stillwater HS)
22	Dustin Williams	1B	L/R	6-2	220	Sr.	Weatherford, Texas (Weatherford HS)
23	Daniel DeSimone	1B	R/R	6-4	220	Fr.	Broken Arrow, Okla. (Bishop Kelley HS)
24	Colin Simpson	C	L/R	5-9	221	So.	Edmond, Okla. (Memorial HS)
25	Trey Cobb	RHP	R/R	6-1	200	Sr.	Broken Arrow, Okla. (Broken Arrow HS)
26	Luke Matheny	RHP	R/R	6-3	198	RS-Fr.	Chesterfield, Mo. (Westminster Christian)
27	Brady Basso	LHP	R/L	6-2	205	Fr.	Pearland, Texas (Pearland HS)
28	Trey Riley	RHP	L/R	6-2	195	Fr.	Edwardsville, Ill. (Edwardsville HS)
30	Chris Burdine	RHP	R/R	5-11	191	Fr.	Coppell, Texas (Coppell HS)
31	Matt Wilson	LHP	L/L	6-5	197	Jr.	Dallas, Texas (Highland Park HS)
32	Ben Leeper	RHP	R/R	6-0	198	RS-Fr.	Southlake, Texas (Southlake Carroll HS)
33	Trevor Boone	OF	R/R	6-2	217	Fr.	Tulsa, Okla. (Memorial HS)
34	Jensen Elliott	RHP	R/R	6-6	210	So.	Coppell, Texas (Coppell HS)
35	C.J. Varela	RHP	R/R	5-10	162	Fr.	Katy, Texas (Seven Lakes HS)
36	Max Simpson	RHP	R/R	6-4	187	So.	Tulsa, Okla. (Bishop Kelley HS/Hutchinson CC)
37	Tyler Buffett	RHP	R/R	6-2	197	Sr.	Albuquerque, N.M. (Albuquerque Academy)
38	Nick Gallo	INF	R/R	5-11	176	Sr.	West Palm Beach, Fla. (Palm Beach Gardens HS/Palm Beach St. CC)
39	Cole Hearrean	LHP	R/L	6-0	190	Jr.	Mansfield, Texas (Legacy HS/ Weatherford JC)
42	Jake Cowan	RHP	R/R	6-1	208	Jr.	Mangum, Okla. (Mangum HS/Cowley County CC)
43	Blake Battenfield	RHP	R/R	6-3	215	Jr.	Claremore, Okla. (Verdigris HS)
44	John Radetsky	OF/3B	L/R	5-11	203	Fr.	Lake Mary, Fla. (Lake Mary HS)
45	Jonathan Heasley	RHP	R/R	6-3	216	Fr.	Plano, Texas (Prestonwood Christian)
46	Joe Lienhard	RHP	R/R	6-5	216	So.	Wichita, Kan. (Kapaun Mt. Carmel HS)
55	Peyton Battenfield	RHP	R/R	6-4	214	Fr.	Claremore, Okla. (Verdigris HS)
56	Connor Kimple	OF	R/R	6-3	196	Fr.	Whitefish Bay, Wis. (Marquette University HS)

## COACHES

9	Josh Holliday – Head Coach (Fifth Season)
10	Rob Walton – Assistant Coach (Fifth Season)
12	James Vilade – Assistant Coach (Second Season)
40	Mark Ginther – Volunteer Assistant Coach (Third Season)
	Heath Holliday – Director of Baseball Operations (Second Season)
	Victor Romero – Graduate Manager (Third Season)

## PRONUNCIATION GUIDE

Benge	like binge
Chappell	chap-uh l (like the place of worship)
DeSimone	dee-si-moan
Hearrean	heron (like the bird)
Lienhard	lin-hard
Littell	li-tell
Matheny	ma-thee-knee
Neustifter	new-stifter
Sluder	slew-der
Vilade	rhymes with made

## BY CLASS

**Seniors (5):** Buffett, Cobb, Gallo, Sluder, Williams  
**Juniors (11):** B. Battenfield, Benge, Chappell, Cowan, Fischer, Hearrean, Littell, McCain, Rosa, Wacker, Wilson  
**Sophomore (5):** Elliott, Lienhard, C. Simpson, M. Simpson, Teel  
**Redshirt Freshmen (2):** Leeper, Matheny  
**Freshmen (16):** Basso, P. Battenfield, Boone, Burdine, Cabiness, Cash, DeSimone, Dobbs, Heasley, Kimple, Morgan, Neustifter, Radetsky, Riley, Scott, Varela

## BY STATE


**Oklahoma (14):** B. Battenfield, P. Battenfield, Benge, Boone, Cabiness, Chappell, Cobb, Cowan, DeSimone, Littell, Rosa, C. Simpson, M. Simpson, Teel  
**Texas (17):** Basso, Burdine, Cash, Dobbs, Elliott, Hearrean, Heasley, Leeper, McCain, Morgan, Neustifter, Scott, Sluder, Varela, Wacker, Williams, Wilson  
**Florida (2):** Gallo, Radetsky  
**Kansas (2):** Fischer, Lienhard  
**Illinois (1):** Riley  
**Missouri (1):** Matheny  
**New Mexico (1):** Buffett  
**Wisconsin (1):** Kimple

## ALPHABETICAL ROSTER

No.	Name	Pos.
27	Basso, Brady	LHP
43	Battenfield, Blake	RHP
55	Battenfield, Peyton	RHP
7	Benge, Garrett	INF
33	Boone, Trevor	OF
37	Buffett, Tyler	RHP
30	Burdine, Chris	RHP
16	Cabiness, Cade	OF
1	Cash, Ryan	INF
4	Chappell, Jacob	INF
25	Cobb, Trey	RHP
42	Cowan, Jake	RHP
23	DeSimone, Daniel	1B
5	Dobbs, Cameron	INF
34	Elliott, Jensen	RHP
14	Fischer, Bryce	OF
38	Gallo, Nick	INF
39	Hearrean, Cole	LHP
45	Heasley, Jonathan	RHP
56	Kimple, Connor	OF
32	Leeper, Ben	RHP
46	Lienhard, Joe	RHP
13	Littell, Jon	OF
26	Matheny, Luke	RHP
3	McCain, Garrett	OF
18	Morgan, Reid	RHP
15	Neustifter, Michael	C/3B
44	Radetsky, John	OF/3B
28	Riley, Trey	RHP
2	Rosa, Andrew	INF
6	Scott, Parker	LHP
24	Simpson, Colin	C
36	Simpson, Max	RHP
8	Sluder, Ryan	OF
19	Teel, Carson	LHP
35	Varela, C.J.	RHP
17	Wacker, Travis	C
22	Williams, Dustin	1B
31	Wilson, Matt	LHP



## PLAYER RADIO/TV CHART



**1**

**Ryan Cash**  
INF • S/R • 6-0, 151  
Fr. • Plano, Texas




**2**

**Andrew Rosa**  
INF • R/R • 6-2, 187  
Jr. • Owasso, Okla.




**3**

**Garrett McCain**  
OF • R/L • 6-0, 186  
Jr. • Wylie, Texas




**4**

**Jacob Chappell**  
INF • R/R • 6-0, 180  
Jr. • Guthrie, Okla.




**5**

**Cameron Dobbs**  
INF • L/R • 6-1, 162  
Fr. • Dallas, Texas




**6**

**Parker Scott**  
LHP • 6-1, 166  
Fr. • Flower Mound, Texas




**7**

**Garrett Bengel**  
INF • L/R • 5-11, 203  
Jr. • Yukon, Okla.




**8**

**Ryan Sluder**  
OF • R/R • 6-2, 199  
Sr. • Amarillo, Texas




**13**

**Jon Littell**  
OF • R/R • 6-3, 218  
Jr. • Stillwater, Okla.




**14**

**Bryce Fischer**  
OF • L/L • 6-1, 197  
Jr. • Wichita, Kan.




**15**

**Michael Neustifter**  
C/3B • R/R • 6-2, 211  
Fr. • Carrollton, Texas




**16**

**Cade Cabbiniss**  
OF • L/R • 6-3, 213  
Fr. • Bixby, Okla.




**17**

**Travis Wacker**  
C • R/R • 6-1, 191  
Jr. • Frisco, Texas




**18**

**Reid Morgan**  
RHP • 6-1, 176  
Fr. • Richmond, Texas




**19**

**Carson Teel**  
LHP • 6-0, 171  
So. • Stillwater, Okla.




**22**

**Dustin Williams**  
1B • L/R • 6-2, 20  
Sr. • Weatherford, Texas




**23**

**Daniel DeSimone**  
1B • R/R • 6-4, 220  
Fr. • Broken Arrow, Okla.



**24**

**Colin Simpson**  
C • L/R • 5-9, 221  
So. • Edmond, Okla.




**25**

**Trey Cobb**  
RHP • 6-1, 200  
Sr. • Broken Arrow, Okla.




**26**

**Luke Matheny**  
RHP • 6-3, 198  
R-Fr. • Chesterfield, Mo.




**27**

**Brady Basso**  
LHP • 6-2, 205  
Fr. • Pearland, Texas




**28**

**Trey Riley**  
RHP • 6-2, 195  
Fr. • Edwardsville, Ill.




**30**

**Chris Burdine**  
RHP • 5-11, 191  
Fr. • Coppell, Texas



**31**

**Matt Wilson**  
LHP • 6-5, 197  
Jr. • Dallas, Texas



**32**

**Ben Leeper**  
RHP • 5-11, 198  
R-Fr. • Southlake, Texas




**33**

**Trevor Boone**  
OF • R/R • 6-2, 217  
Fr. • Tulsa, Okla.



**34**

**Jensen Elliott**  
RHP • 6-6, 210  
So. • Coppell, Texas




**35**

**C.J. Varela**  
RHP • 5-10, 162  
Fr. • Katy, Texas



**36**

**Max Simpson**  
RHP • 6-4, 187  
So. • Tulsa, Okla.



**37**

**Tyler Buffett**  
RHP • 6-2, 197  
Sr. • Albuquerque, N.M.



**38**

**Nick Gallo**  
INF • R/R • 5-11, 176  
Fr. • West Palm Beach, Fla.




**39**

**Cole Hearrean**  
LHP • 6-0, 190  
Jr. • Mansfield, Texas



**42**

**Jake Cowan**  
RHP • 6-1, 208  
Jr. • Mangum, Okla.




**43**

**Blake Battenfield**  
RHP • 6-3, 215  
Jr. • Claremore, Okla.



**44**

**John Radetsky**  
OF/3B • L/R • 5-11, 203  
Fr. • Lake Mary, Fla.




**45**

**Jonathan Heasley**  
RHP • 6-3, 216  
Fr. • Plano, Texas




**46**

**Joe Lienhard**  
RHP • 6-5, 216  
So. • Wichita, Kan.



**55**

**Peyton Battenfield**  
RHP • 6-4, 214  
Fr. • Claremore, Okla.



**56**

**Connor Kimple**  
OF • R/R • 6-3, 196  
Fr. • Whitefish Bay, Wis.





## GAME NOTES



### 2017 BIG 12 CONFERENCE STANDINGS

	Big 12		Overall	
	W	L	W	L
TCU	9	3	28	7
Texas Tech	8	4	32	8
West Virginia	8	4	22	13
Oklahoma	5	4	27	13
Kansas	6	6	17	19
Texas	7	8	25	15
Baylor	5	7	23	14
<b>Oklahoma State</b>	<b>4</b>	<b>8</b>	<b>21</b>	<b>15</b>
Kansas State	2	10	19	18

### Big 12 Weekend Schedule

Friday	
West Virginia at Kansas State	6:30 p.m.
Baylor at TCU	6:30 p.m.
Kansas at Oklahoma	6:30 p.m.
New Orleans at Texas	7 p.m.
Saturday	
Kansas at Oklahoma	2 p.m.
West Virginia at Kansas State	4 p.m.
Baylor at TCU	4 p.m.
New Orleans at Texas	4 p.m.
Sunday	
West Virginia at Kansas State	Noon
Baylor at TCU	1 p.m.
Kansas at Oklahoma	1 p.m.
New Orleans at Texas	1:30 p.m.

...

### 2017 Big 12 Preseason Coaches Poll

1. TCU (8)
2. **Oklahoma State**
3. Texas Tech
4. Texas
5. West Virginia (1)
6. Oklahoma
7. Baylor
8. Kansas State
9. Kansas

...

### 2017 OSU Baseball Awards

- **Tyler Buffett** - Preseason All-America - 2nd Team (*Collegiate Baseball*), 3rd Team (NCBWA); Senior CLASS Award candidate
- **Garrett Bengé** - Big 12 Player of the Week, 2/27 & 3/20; *Collegiate Baseball* National Player of the Week, 3/20
- **Travis Wacker** - Big 12 Newcomer of the Week, 2/27
- **Tyler Buffett, Garrett McCain, Jacob Chappell** - Frisco Classic All-Tournament Team
- **Carson Teel** - Big 12 Pitcher of the Week & *Collegiate Baseball* National Player of the Week, 3/13
- **Jonathan Heasley** - Big 12 Newcomer of the Week, 3/20

### In The Polls

OSU fell out of the national rankings in early April (4/3), snapping a streak of 77 consecutive weeks of being ranked in at least one national poll, a streak that dated back to March 4, 2013. During that time, the Cowboys spent 18 weeks in the Top 10 and were ranked as high as No. 3 (by the NCBWA in 2014). They have finished in the top 10 in the final national polls twice in the last four seasons — 10th in 2014 and fourth in 2016 — and have ended the season in the top 10 in the national polls 20 times in program history.

### 2,500 Club

Oklahoma State entered 2017 as one of only 23 programs in Division I history to reach 2,500 victories, beginning the year with 2,556 all-time wins to rank 15th all time. Of the 23 teams with 2,500 wins, only three have played fewer seasons than OSU's 105 (Florida State - 69; Miami (Fla.) - 72; Fresno State - 88).

OSU entered the 2017 season ranked fifth all time in NCAA history with a .665 winning percentage.

### Omaha

The Cowboys' coaching staff is no stranger to the College World Series, with Josh Holliday and Rob Walton combining for 11 CWS appearances as either a player or coach.

Prior to leading his alma mater to Omaha in 2016, Holliday previously played on a pair of CWS teams at OSU (1996 & 1999) and coached in the CWS as an assistant at Georgia Tech (2006), Arizona State (2009) and Vanderbilt (2011).

Holliday is one of only 17 people to reach the College World Series as both a player and head coach.

Walton spent four seasons as a pitcher at OSU from 1983-86, and each of those teams appeared in the CWS.

### Baseball In Their Blood

Baseball — and Oklahoma State — is definitely a family affair for Josh Holliday.

Josh's father, Tom, served as an OSU assistant coach for 19 years then took over as the Cowboys' head coach from 1997-2003, leading the program to a College World Series appearance in 1999 (and coaching Josh in his final three college seasons). Tom spent four decades as a collegiate coach and was inducted into the OSU Cowboy Baseball Hall of Fame in 2016.

Josh's younger brother, Matt, is an outfielder for the New York Yankees. In 13 major league seasons, Matt has been named to seven MLB All-Star teams.

Josh's uncle, Dave Holliday, was an OSU assistant coach from 1981-88 and has since held a variety of roles in Major League Baseball, including his current spot as a professional scout for the Atlanta Braves.

### Home Sweet Home

Allie P. Reynolds Stadium has been home to Oklahoma State baseball since April 4, 1981, and in those 37 seasons, the Cowboys have been nearly unbeatable on their home field.

OSU is 913-222 (.804) all time at Reynolds Stadium and has lost more than two consecutive games on its home turf only seven times (six in a row in 2007; four straight in 2016; three in a row in 2010, 2012, 2013, 2014 and 2017).

The Cowboys are 15-7 on their home field in 2017 and won the 900th game at the stadium vs. Texas State on Feb. 26.

OSU has won 11 of its 12 home Big 12 Conference series that spanned three games in its first four seasons under Josh Holliday, the lone setback coming last season vs. Texas Tech. From 2013-15, the Cowboys won nine consecutive three-game league series on their home field following a split in a rain-shortened two-game series with Baylor to open league play in 2013. (In 2015 OSU lost its only game vs. West Virginia in Stillwater — the final two games of the series were canceled due to weather).

### On The Road Again and Again and Again and Again and Again and Again and Again...

As has become commonplace, OSU opened Big 12 Conference play on the road in 2017.

The Cowboys have begun league play at Allie P. Reynolds Stadium only twice since 2003 (in 2005 and 2013), and the trend of opening Big 12 action away from Stillwater will also continue in 2018.

Since 2004 and spanning through 2018, OSU will have opened conference play on the road 13 times and only two times at home. Since Big 12 baseball began play in 1997, the Cowboys will have opened league play on the road 16 times and just six times in Stillwater.

### Building A Winner

In the first four seasons as head coach at his alma mater (2013-16), Josh Holliday has built quite an impressive resume. Just a few of the highlights:

- The Cowboys have earned four NCAA Regional berths, advanced to two Super Regionals and earned a berth in the College World Series for the first time since Holliday was a senior for the Cowboys in 1999;
- OSU finished first or second in the Big 12 Conference standings each year (1st in 2014; 2nd in 2013, 2015 and 2016). The Cowboys won at least five of eight Big 12 Conference series each season (5 in 2013, 7 in 2014, 6 in 2015, 5 in 2016).
- The Cowboys finished in the top 10 in the national rankings in 2014 (10th) and 2016 (4th) after ending the 2013 season ranked as high as No. 19. In 2015, they were ranked as high as 17th in the final polls;
- In 2014, OSU advanced to the third Super Regional in program history and won its first-ever Big 12 Conference regular season championship;
- OSU hosted NCAA Regionals in 2014 and 2015 and was the top-seeded team both times;
- Holliday has coached 38 All-Big 12 performers, five All-Americans, two Big 12 Pitcher of the Year honorees and a Big 12 Player of the Year.



# GAME NOTES



## Josh Holliday

Head Coach,  
Fifth Season

Josh Holliday returned home to Stillwater in 2012 poised to lead the Oklahoma State baseball program back to national prominence, and he has done just that over the last four years.

Holliday took over OSU baseball on June 8, 2012, when he was named the 15th head coach in program history. The Oklahoma State alumnus and native of Stillwater had served the previous three seasons as an assistant coach at Vanderbilt and established himself as one of the nation's top assistant coaches over a span of just over a decade.

Holliday's hire has paid huge and immediate dividends as he has led the OSU program back to national prominence in his first four seasons at the helm.

Since taking over the reins, Holliday has guided the Cowboys to four-straight NCAA Tournament appearances, the program's first-ever regular season Big 12 Conference championship, a pair of NCAA Super Regional berths and a return to the College World Series for the first time since his playing days in 1999. During Holliday's four-year tenure, the Cowboys have won 170 games, the second-highest win total among Big 12 teams during that span, and have finished first or second in the conference standings each year.

Holliday began laying a foundation for success immediately and that culminated with the Cowboys returning to Omaha and the College World Series in 2016.

OSU's impressive '16 run saw the Pokes make their 20th College World Series appearance, and Holliday became one of only 17 people in NCAA history to reach the CWS as both a player and head coach after playing for OSU teams in 1996 and 1999 that advanced to Omaha.

Holliday, who was named the 2016 ABCA/Diamond Midwest Regional Coach of the Year, guided OSU to a 43-22 overall record, and the Cowboys finished the season ranked No. 4 in the final national polls.

Holliday is the first former OSU player to serve as the program's head coach. A four-year letterwinner for the Cowboys from 1996-99, Holliday was a starter on Cowboy teams that made four NCAA Tournament appearances and reached the College World Series in 1996 and 1999.

During a career that spanned 256 games, which ranks second all time at OSU, Holliday compiled a career .311 batting average to go along with 53 home runs, 62 doubles and 237 RBIs. He was inducted into the OSU Baseball Hall of Fame in 2003.

Holliday was a three-time All-Big 12 performer, earning first-team honors in 1998 (at catcher) and 1999 (at third base). He was a second-team selection as a utility player in 1997 and was named the Big Eight Conference Freshman of the Year and a Freshman All-American in 1996.

Holliday was selected in the 1999 Major League Baseball Draft by Toronto in the ninth round and spent two years in the Blue Jays organization. Following his professional baseball career, Holliday returned to Stillwater and joined the OSU coaching staff, where he served as an assistant for three seasons. He was a student assistant in 2001 before joining the full-time staff the following year.

Holliday left Stillwater to continue his coaching career in 2004, and over an 11-year span, he served as an assistant coach at some of the nation's top baseball programs, serving stints on the staffs at North Carolina State, Georgia Tech, Arizona State and Vanderbilt. He coached on seven NCAA Tournament teams and three of those advanced to the College World Series (Georgia Tech in 2006, Arizona State in 2009 and Vanderbilt in 2011).

### Holliday Year-By-Year At OSU

	Overall	Big 12
2013	41-19	13-10
2014	48-18	18-6
2015	38-20	14-8
2016	43-22	16-8
2017	21-15	4-8
<b>Totals</b>	<b>191-94 (.670)</b>	<b>65-40 (.619)</b>

### THE JOSH HOLLIDAY FILE

- **1996-99:** Played at Oklahoma State
- **1999-00:** Played in Toronto Blue Jays organization
- **2001-03:** Oklahoma State assistant coach
- **2004:** North Carolina State assistant coach
- **2005-07:** Georgia Tech assistant coach
- **2008-09:** Arizona State assistant coach
- **2010-12:** Vanderbilt assistant coach
- **2013-pres.:** Oklahoma State head coach

### Nobody Does It Better

Josh Holliday posted a 61-32 record in Big 12 Conference play in his first four seasons at OSU, and that .656 winning percentage ranked as the highest of any coach in league history entering the 2017 season. TCU's Jim Schlossnagle was second at .653 with a 62-33 mark.

### Big 12's Best

Oklahoma State's .683 winning percentage (170-79) over the last four seasons (2013-16) is the second highest in the Big 12 during that span, trailing only TCU at .691 (177-79).

OSU has also finished first or second in the league standings each of the last four years, and the Cowboys are the only Big 12 team during that span to finish over .500 in conference play each year.

### Comeback Cowboys

Come-from-behind victories have become a trend for the Cowboys under Josh Holliday. OSU has overcome deficits to win 77 games in Holliday's five seasons, notching 18 comeback wins in 2013, 28 in 2014, 15 in 2015 and nine in 2016. The Cowboys have come from behind to win seven times this season.

### Award Tour

OSU returns five players who earned All-Big 12 recognition in 2016. Pitcher Tyler Buffett was an All-Big 12 First Team selection a year ago, while Garrett Bengé picked up All-Big 12 Second Team honors.

Earning All-Big 12 honorable mention accolades were Trey Cobb, Jensen Elliott and Dustin Williams, while Elliott was also named to the Big 12 All-Freshman Team.

### Habitual Award Winners

OSU finished 2016 with 12 Big 12 Conference weekly award winners, the most by a team in a single season in league history (previous record was 11 by Baylor in 2012). The Cowboys also set a record with seven pitcher of the week honorees.

The Cowboys are continuing to be rewarded for their standout play this season as four Cowboys have earned weekly honors from the conference on five occasions — Garrett Bengé (Big 12 Player of the Week on Feb. 27 and March 20), Travis Wacker (Big 12 Newcomer of the Week on Feb. 27), Carson Teel (Big 12 Pitcher of the Week on March 13) and Jonathan Heasley (Big 12 Newcomer of the Week on March 20). Teel and Bengé (3/20) were also named *Collegiate Baseball* National Player of the Week honorees for their performances.

### Close Calls

OSU is 46-27 in one-run games since 2013. Under head coach Josh Holliday (2013-pres.), 48 of the Cowboys' 94 losses have come by two runs or less, including nine this season.

The Cowboys are 5-6 in one-run games this season. Seven of OSU's 12 conference games have been decided by two runs or less; the Cowboys are 1-6 in those games with a trio of one-run defeats and three two-run setbacks.

### Small Ball

OSU has smashed program records for sacrifice bunts under Josh Holliday.

In 2014, the Cowboys were third nationally with a program-record 88 sacrifice bunts, which trumped the 2013 team's total of 74. In 2015, OSU led the NCAA with 81 sacrifice bunts, and four different Cowboys had at least 10 sac bunts, while the 2016 campaign saw the Cowboys post 64.

Donnie Walton finished his OSU career in 2016 with a school-record 55 sacrifice bunts, a total which ranks seventh on the NCAA's all-time list. Five other Cowboys who have or are playing under Holliday — Gage Green, Corey Hassel, Saulyer Saxon, Jacob Chappell and Ryan Sluder — also rank in the top 10 on OSU's career sac bunt list.

### Strong-Armed

In four seasons under the direction of coach Rob Walton, OSU's pitching staff has turned in impressive numbers.

The Cowboys' success under Walton from 2013-16 includes 16 All-Big 12 pitchers, two consensus first-team All-Americans, two Big 12 Pitcher of the Year winners and a first-round Major League Baseball Draft pick.

Here's just a sampling of how the Cowboys have performed under Walton:

- Each of OSU's pitching staffs under Walton has recorded an ERA of 3.29 or lower;
- The Cowboys are coming off a 2016 season in which they led the Big 12 with 574 strikeouts, 10 shutouts and 21 saves, each totals that ranked as the second highest in a single season in school history;
- OSU's pitching staff led the Big 12 in ERA in conference-only games in 2014 (2.43) and 2015 (2.50).
- The Cowboys' 2.84 ERA in 2015 ranked eighth nationally and was the lowest by an OSU pitching staff since 1973.
- OSU recorded seven shutouts in 2013 and 2014 and had 10 in 2016, the second most in a single season in program history. Those totals also marked three of only six times in program history the Cowboys have tallied seven shutouts or more in a season; in the 26 seasons prior to 2013, OSU reached seven shutouts only once.
- Jason Hursh was a first-round pick in the 2013 MLB Draft, Brendan McCurry (2014) and Michael Freeman (2015) were first-team All-Americans and Freeman (2015) and Thomas Hatch (2016) were named Big 12 Pitcher of the Year.
- Freeman's 1.31 ERA ranked sixth in the NCAA in 2015 and was the fifth lowest in a single season in OSU history.
- McCurry set OSU records for single-season saves (19) and career saves (27).

### Walk This Way

OSU ranks second in the Big 12 Conference with a .382 on-base percentage despite ranking sixth with a .273 batting average. The Cowboys have drawn 187 walks, a total that ranks 23rd nationally. Garrett Bengé is fourth in the Big 12 with 28 free passes.



## GAME NOTES

### COWBOY BASEBALL BY THE NUMBERS

<b>2,556/.665</b>	OSU entered the 2017 season, the 106th in program history, with 2,556 wins and a .665 winning percentage
<b>164</b>	OSU's 164 All-Big 12 selections are the most of any program in conference history
<b>117</b>	OSU Cowboys have earned All-American honors 117 times in the program's history
<b>100</b>	Career home runs hit by Cowboy Pete Incaviglia, an NCAA record
<b>61</b>	OSU's record for wins in a season, set in 1984 & 1988
<b>58</b>	Consecutive game hitting streak for Robin Ventura in 1987, an NCAA record
<b>48/143</b>	Number of home runs & RBIs for Pete Incaviglia during the 1985 season, both NCAA records
<b>43</b>	Number of Cowboys to earn All-Big 12 First Team honors
<b>42</b>	NCAA Tournament berths for OSU, the fourth-highest total all time
<b>31</b>	Conference championships for the Cowboys (24 Big Eight, 5 Missouri Valley, 2 Big 12)
<b>24</b>	Big Eight Conference championships, a record
<b>24</b>	Cowboys have been named first-team All-American
<b>20</b>	College World Series appearances by OSU, which ranks sixth all time
<b>18</b>	Cowboys drafted in the first round of the Major League Baseball Draft
<b>16</b>	OSU won an NCAA record 16-straight Big Eight Conference championships from 1981-1996
<b>15</b>	Top 10 finishes in Baseball America final season polls (since 1981)
<b>7</b>	50 win seasons by the Cowboys
<b>6</b>	Berths in the College World Series championship game
<b>4</b>	Cowboys in the National College Baseball Hall of Fame - Robin Ventura, Pete Incaviglia, Gary Ward & Tom Borland
<b>4</b>	NCAA Super Regional appearances by the Cowboys - 1999, 2007, 2014, 2016
<b>3</b>	Cowboys named Big 12 Conference Pitcher of the Year - Thomas Hatch (2016), Michael Freeman (2014) & Andrew Heaney (2012)
<b>2</b>	Cowboy alumni who have been Major League Baseball managers - Robin Ventura (White Sox) & John Farrell (Red Sox)
<b>2</b>	Cowboys named Big 12 Conference Player of the Year - Zach Fish (2014) & Tyler Mach (2006)
<b>1</b>	National championship for OSU, which came in 1959
<b>1</b>	Golden Spikes Award winner - Robin Ventura in 1988

#### I Feel A Draft...

OSU has seven players on its 2017 roster who have been Major League Baseball Draft picks: Garrett Bengé (2015, Cleveland, 22nd round); Tyler Buffett (2016, Houston, 7th); Cade Cabbiness (2016, St. Louis, 21st); Trey Cobb (2016, Chicago Cubs, 12th); Jon Littell (2014, Washington, 39th); Andrew Rosa (2013, Boston, 30th); and Dustin Williams (2016, Pittsburgh, 36th).

In 2016, OSU tied a program record with 11 MLB Draft picks. (The 2007 Cowboys also had 11 draftees). The 11 draft picks tied the Cowboys with Mississippi State for the third most of any Division I program in 2016 behind only Texas A&M (13) and Southern California (12). Seven of the OSU players drafted were pitchers.

Of the Cowboys drafted last year, five of those went in the first 10 rounds, which marked the most top-10-round picks for OSU since five Pokes were taken in the top 10 rounds in 2008.

#### ...But I'm Not Feeling The Draft

For the second consecutive year, OSU had multiple players drafted by Major League Baseball choose to return to Stillwater for their senior seasons.

This time, it was Tyler Buffett, Trey Cobb and Dustin Williams each spurning professional baseball. Buffett is in rare company with his decision as he is one of only two players selected in the top 10 rounds of the 2016 draft — from a total of 316 players picked — not to sign.

In 2015, Donnie Walton and Conor Costello were both drafted but returned for their senior year. Walton improved his draft status, moving up from a 23rd-round pick to a fifth-round choice, while Costello went from a 38th rounder in 2015 to a 32nd-round pick last year.

#### Battered & Bruised

OSU has been hit hard by the injury bug this season, with four position starters missing key time and two-thirds of the expected weekend rotation — Parker Scott and Jensen Elliott — pitching briefly before being lost for the season.

Among those on the injured list this season:

- *Jensen Elliott* - Freshman All-American in 2016 was 3-0 with a 3.63 ERA this season and had at least six strikeouts in each of his four starts, the last of which came on March 12. Had Tommy John surgery in mid-April and is out for season;
- *Parker Scott* - freshman who made six appearances, including two starts, but hasn't pitched since March 12 and is expected to be out for the season with an arm injury;
- *Trey Cobb* - All-Big 12 pitcher missed 25 games recovering from broken bone in elbow. Made season debut April 1;
- *Travis Wacker* - catcher missed 16 games (3/1-3/31) with broken finger;
- *Ryan Cash* - injured shoulder at TCU on March 25 and missed nine games;
- *Jon Littell* - missed nine games after injuring shoulder and needing stitches in mouth following outfield collision vs. TCU on March 26;
- *Ryan Sluder* - missed five games with shoulder injury suffered April 1 vs. West Virginia

#### One-Hit Wonder

In its game against New Mexico on March 14, four Cowboy pitchers — Blake Battenfield, Jake Cowan, Cole Hearrean and Jonathan Heasley — combined to throw the 36th one-hitter in OSU history and first since 1998; it was the 13th combined one-hitter in program history and only the seventh one-hitter in a game that went nine innings.

Battenfield started and took a no-hitter into the seventh before a sharply hit ground ball glanced off OSU third baseman Garrett Bengé for a single. Cowan (1.1), Hearrean (0.1) and Heasley (0.1) finished off the one-hit performance against a New Mexico team that entered the game second in the NCAA with a .358 batting average.

#### I Got Five On It

In OSU's series opener at Kansas on April 13, Garrett McCain became the first Cowboy since Tanner Krietemeier in 2014 to collect five hits in a game as McCain finished 5-for-5 — all singles — before being hit by a pitch in his final at bat in the ninth inning.

The five hits was one shy of OSU's single-game record of six, which was last recorded by Tom Belza in 2008.

#### Tank Smash

Colin Simpson, aka "Tank", is having a breakout sophomore season for the Cowboys. The catcher/DH is tied for the team lead with eight home runs and is second with a .315 batting average, 29 RBIs and .559 slugging percentage.

Simpson has done the majority of his damage against Big 12 competition as in 12 conference games he's hitting .349 with six homers and 18 RBIs — no other Cowboy has more than one homer or nine RBIs in league play. During one stretch, Simpson went deep in four-straight Big 12 contests, including smacking two homers vs. West Virginia on April 2.

#### The Candyman Can

Tyler Buffett was reliable on the mound in his first two seasons in Stillwater, but he emerged as a star in 2016.

In an OSU-record 37 appearances, 31 of those in relief, the junior right-hander was 9-3 with nine saves and a 2.81 ERA; the nine wins and nine saves marked career highs. A unanimous All-Big 12 First Team pick, he led the Big 12 in appearances and ranked second in saves while also being in the top 10 in wins, ERA and opponent batting average (.229).

Also named to the National Pitcher of the Year Award Watch List by the National College Baseball Hall of Fame and the NCBWA's Stopper of the Year Watch List, Buffett was 2-0 with six saves in 13 relief outings in Big 12 play. He allowed only eight runs in 21.1 innings while racking up 21 strikeouts against league foes.

Moved to the starting rotation for the NCAA Tournament, Buffett was dominant in OSU's run to a third-place finish at the College World Series as he went 3-0 with a 0.78 ERA and recorded wins over Clemson, South Carolina and Arizona.

Buffett, whose 79 appearances is fourth on OSU's career list, is 5-2 with a team-high 50 strikeouts in nine starts in 2017 and posted the first complete game of his career in a win over West Virginia on March 31.





## GAME NOTES

### CHASING HISTORY OSU CAREER RECORDS

#### Career Sacrifice Hits

1. Donnie Walton (2013-16)	55
2. Gage Green (2012-15)	36
Fred Ocasio (1991-94)	36
4. Corey Hassel (2013-pres.)	35
5. Chris Gutierrez (2003-05)	31
6. Ty Wright (2004-07)	30
7. Keanon Simon (2004-07)	28
8. Saulyer Saxon (2011-14)	27
9. <b>Jacob Chappell (2015-pres.)</b>	<b>25</b>
<b>Ryan Sluder (2014-pres.)</b>	<b>25</b>

#### Career Triples

1. Benji de la Rosa (1980-82)	20
2. Scott Wade (1982-84)	19
3. Corey Brown (2005-07)	17
4. Nebasett Brown (2000-02)	15
Randy Whisler (1982-85)	15
6. Ronnie Bennett (1952-55)	13
7. Keanon Simon (2004-07)	12
8. Tripp MacKay (1994-96)	11
9. <b>Dustin Williams (2014-pres.) &amp; five others</b>	<b>10</b>

#### Career Appearances

1. Rob Gaiko (1992-95)	87
Rob Linfante (1991-94)	87
3. Vince Wheeland (2011-14)	85
4. <b>Trey Cobb (2014-pres.)</b>	<b>80</b>
5. <b>Tyler Buffett (2014-pres.)</b>	<b>79</b>
6. Marv Rockman (1984-87)	75
7. Randy McCurry (2009-13)	72
Shane Hawk (2001-03)	72
9. <b>Blake Battenfield (2014-pres.)</b>	<b>71</b>
10. Mike Gardella (1986-89)	70

#### Career Saves

1. Brendan McCurry (2013-14)	27
2. Jordy Mercer (2006-08)	17
3. Rob Linfante (1991-94)	14
Dennis Livingston (1982-84)	14
5. Randy McCurry (2009-13)	12
6. Rusty Rushing (1999-00)	11
7. Daniel Rew (2001-04)	10
Marques Davis (1996-97)	10
9. <b>Trey Cobb (2014-pres.)</b>	<b>9</b>
<b>Tyler Buffett (2014-pres.)</b>	<b>9</b>

#### Career Hit By Pitch

1. Rusty McNamara (1995-97)	61
2. Billy Gasparino (1997-99)	55
3. Josh Holliday (1996-99)	54
4. Gage Green (2012-15)	44
5. Joe Wallace (1991-93)	29
6. Rob Watson (2000-02)	27
7. <b>Garrett McCain (2015-pres.)</b>	<b>25</b>
Brad Dolejsi (1989-91)	25
Anthony Blackmon (1986-87)	25
10. Dean Green (2008-10)	21
Rusty Ryal (2004-05)	21



### All-American In The Rotation

Tyler Buffett was named to a pair of 2017 Preseason All-America teams, earning a spot on the *Collegiate Baseball* Second Team and being tabbed a third teamer by the NCBWA.

### Hit Man

Garrett Bengé put up video game numbers at the junior college level as a freshman in 2015, and he has continued to swing a consistent bat in an OSU uniform.

As a freshman at Cowley County CC, Bengé was the 2015 NJCAA Division I Player of the Year after hitting .502 with 19 home runs, 97 RBIs, 26 doubles and four triples. In 59 games, he collected 103 hits and a .946 slugging percentage.

Manning the hot corner in Stillwater, Bengé is OSU's leading returning hitter in 2017 as he hit .292 in his first season and ranked second on the club with 16 doubles and third with 40 RBIs while earning All-Big 12 Second Team accolades.

One of OSU's top hitters again this year, Bengé's .299 batting average is third on the team, and he ranks among the Big 12 leaders in homers (8), triples (3), RBIs (39), total bases (78), slugging pct. (.582) and on-base pct. (.426).

### Short Hops

OSU's pitching staff ranks 15th nationally with 9.6 strikeouts per nine innings ... OSU's 22 hits against Arizona State on Feb. 21 were the most ever by a Josh Holliday-coached club ... OSU is No. 60 in the official NCAA RPI (4/20); Texas Tech is No. 3 ... OSU is 4-4 against ranked teams this season, with wins over Arizona St., Arkansas, Missouri St. and Oklahoma.

### Workhorse

Trey Cobb became the Cowboys' go-to pitcher out of the bullpen in 2015. His team-high 31 appearances marked the third most in a single season in OSU history, and the right-hander compiled a 5-2 record and two saves to go along with a 2.61 ERA. In 58.2 innings — all in relief — Cobb racked up 53 strikeouts, and opponents hit just .221 against him.

An honorable mention All-Big 12 pick for a second-straight year in 2016, Cobb made 24 appearances on the season, 12 as a starter, and was 4-7 with six saves and a 3.09 ERA. He ranked fourth in the Big 12 with 100 strikeouts in 81 2/3 IP.

The 2016 opening day starter for the Cowboys vs. UT Arlington, Cobb's next six appearances came in relief before he re-joined the weekend starting rotation March 14 against Abilene Christian.

### Off The Shelf, Out Of The Bullpen

Trey Cobb took the mound for the first time in 2017 on April 1 against West Virginia after missing the first seven weeks of the season recovering from a broken bone in his elbow. Already in the top five all time at OSU in appearances (80) and saves (9), Cobb looks to add to those totals with a prominent role out of the bullpen during the second half of the season.

Used as the Cowboys' closer in the 2016 NCAA Tournament, Cobb thrived in that role as he recorded four saves in the tourney, tying for the most of any pitcher in the postseason. In six relief outings, he turned in a 0.64 ERA, allowing only one earned run in 14 innings and recording 15 strikeouts.

### Cowboys In The Outfield

In outfielders Garrett McCain, Ryan Sluder and Jon Littell, the Pokes return their most experienced group of position players in 2017. That trio has combined to make 312 career starts and play in 389 games.

In his final collegiate season, Sluder looks to return to his 2015 form when he was named to the All-Big 12 Second Team after leading the Big 12 with a .403 batting average and .710 slugging percentage in conference-only games. He finished the season with a .309 batting average and a team-best six homers.

Littell caught fire in last season's NCAA Tournament, where he was OSU's second-leading hitter with a .379 batting average (11-for-29) in nine games. He carried that into 2017, where he was hitting over .300 with three homers and 21 RBIs before suffering injuries in an outfield collision with McCain at TCU on March 26 and missing nine games.

McCain leads the Big 12 with a .368 batting average and .485 on-base percentage, and he paces the Pokes in seven offensive categories. In conference play, McCain owns a .442 batting average.

### New Additions Producing

OSU's active roster includes 16 newcomers, and 15 of those have made their debuts this season.

Nine pitchers have toed the rubber for the first time and combined to strike out 102 in 96 2/3 innings. Highlights include:

- *Freshman Jonathan Heasley* has made 15 appearances and been used as a starter and closer. He won his first two starts and his three saves are tied for the team lead.

- *JUCO transfer Cole Hearean* has made a team-high 17 appearances and has 21 strikeouts in 18 2/3 innings.

- *Freshman Brady Basso* has racked up 24 strikeouts in just 15 2/3 innings. The southpaw won his first-career start against Northwestern State in which he struck out nine in four innings.

Seven new OSU position players have seen action, with several earning significant playing time and/or starting roles.

- *Freshmen infielders Cameron Dobbs* and *Ryan Cash* have combined for 38 starts at shortstop and second base.

Dobbs had a memorable debut as in his first-ever game, he started at shortstop against Arizona State and went 4-for-5 with four RBIs and four runs scored; Cash is hitting .317 and leads the team with seven sacrifice bunts.

- *Freshman Michael Neustifter* has seen time at catcher, DH and first base, while fellow *frosch* *Cade Cabbiness* and *Trevor Boone* have emerged as starters and key contributors in the outfield as the season has progressed.

**OKSTATE.COM**  
f t YouTube g+ OSUATHLETICS



## COWBOYS IN THE RANKINGS

### Baseball America (April 17)

1. Oregon State	30-2
2. Louisville	31-4
3. North Carolina	29-7
4. Texas Tech	31-8
5. Clemson	30-6
6. Arizona	26-9
7. TCU	28-7
8. Cal State Fullerton	23-11
9. LSU	25-12
10. Auburn	27-11
11. Mississippi State	25-13
12. Long Beach State	22-12
13. Virginia	29-9
14. Kentucky	25-12
15. Florida	24-12
16. Arkansas	29-8
17. Wake Forest	28-10
18. Michigan	29-7
19. Oklahoma	27-12
20. Southern Miss	28-9
21. West Virginia	21-13
22. St. John's	26-5
23. Texas A&M	26-11
24. Houston	25-10
25. Oregon	23-10

### USA Today (April 17)

1. Oregon State	30-2
2. Louisville	31-4
3. North Carolina	29-7
4. Clemson	30-6
5. Texas Tech	31-8
6. TCU	28-7
7. Arizona	26-9
8. LSU	25-12
9. Cal State Fullerton	23-11
10. Florida	24-12
11. Virginia	29-9
12. Auburn	27-11
13. Kentucky	25-12
14. Arkansas	29-8
15. Michigan	29-7
16. Mississippi State	25-13
17. Wake Forest	28-10
18. South Carolina	22-13
19. Long Beach State	22-12
20. St. John's	26-5
21. Southern Miss	28-9
22. Oklahoma	27-12
23. Houston	25-10
24. San Diego	25-9
25. West Virginia	21-13

### NCBWA (April 17)

1. Oregon State	30-2
2. Louisville	31-4
3. North Carolina	29-7
4. Clemson	30-6
5. Texas Tech	31-8
6. Arizona	26-9
7. TCU	28-7
8. LSU	25-12
9. Cal State Fullerton	23-11
10. Arkansas	29-8
11. Virginia	29-9
12. Kentucky	25-12
13. Florida	24-12
14. Auburn	27-11
15. Michigan	29-7
16. Mississippi State	25-13
17. Long Beach State	22-12
18. Wake Forest	28-10
19. St. John's	26-5
20. Southern Miss	28-9
21. Oklahoma	27-12
22. Houston	25-10
23. South Carolina	22-13
24. West Virginia	21-13
25. Texas A&M	26-11
26. San Diego	25-9
27. Mercer	32-6
28. Oregon	23-10
29. Stanford	19-12
30. South Florida	29-7

### Collegiate Baseball (April 17)

1. Oregon State	30-2
2. Louisville	31-4
3. TCU	28-7
4. North Carolina	29-7
5. Clemson	30-6
6. Texas Tech	31-8
7. Arizona	26-9
8. Cal State Fullerton	23-11
9. Arkansas	29-8
10. Auburn	27-11
11. Kentucky	25-12
12. LSU	25-12
13. St. John's	26-5
14. Mississippi State	25-13
15. Virginia	29-9
16. Florida	24-12
17. Wake Forest	28-10
18. Maryland	24-11
19. San Diego	25-9
20. Michigan	29-7
21. South Carolina	22-13
22. Southern Miss	28-9
23. McNeese State	26-9
24. Long Beach State	22-12
25. West Virginia	21-13
26. Tennessee Tech	29-9
27. Vanderbilt	22-15
28. Oregon	23-10
29. Coastal Carolina	22-13
30. Washington	20-14

### D1Baseball (April 17)

1. Oregon State	30-2
2. Louisville	31-4
3. Clemson	30-6
4. North Carolina	29-7
5. Texas Tech	31-8
6. TCU	28-7
7. Arizona	26-9
8. Cal State Fullerton	23-11
9. LSU	25-12
10. Kentucky	25-12
11. Auburn	27-11
12. Florida	24-12
13. Michigan	29-7
14. Arkansas	29-8
15. Mississippi State	25-13
16. Southern Miss	28-9
17. Long Beach State	22-12
18. Wake Forest	28-10
19. Virginia	29-9
20. Texas A&M	26-11
21. West Virginia	21-13
22. St. John's	26-5
23. Houston	25-10
24. South Carolina	22-13
25. San Diego	25-9

### Perfect Game (April 17)

1. Oregon State	30-2
2. Louisville	31-4
3. North Carolina	29-7
4. Clemson	30-6
5. TCU	28-7
6. Texas Tech	31-8
7. Arizona	26-9
8. Cal State Fullerton	23-11
9. Florida	24-12
10. LSU	25-12
11. Arkansas	29-8
12. Houston	25-10
13. Kentucky	25-12
14. Virginia	29-9
15. Auburn	27-11
16. Mississippi State	25-13
17. Long Beach State	22-12
18. Wake Forest	28-10
19. Michigan	29-7
20. South Carolina	22-13
21. Southern Miss	28-9
22. Mercer	32-6
23. Stanford	19-12
24. Oklahoma	27-12
25. South Florida	29-7

### Cowboys Week-By-Week In The National Polls

	Baseball America	USA Today	NCBWA	Collegiate Baseball	D1Baseball	Perfect Game
Preseason	18	22	22	28	NR	11
Feb. 20	20	No poll	30	29	NR	11
Feb. 27	24	No poll	30	26	NR	14
March 6	23	NR	NR	NR	NR	18
March 13	23	NR	NR	NR	NR	18
March 20	21	NR	30	NR	NR	16
March 27	NR	NR	NR	NR	NR	23
April 3	NR	NR	NR	NR	NR	NR
April 10	NR	NR	NR	NR	NR	NR
April 17	NR	NR	NR	NR	NR	NR





## 2017 OVERALL STATISTICS

Record: 21-15 Home: 15-7 Away: 4-7 Neutral: 2-1 Big 12: 4-8

Player	avg	gp-gs	ab	r	h	2b	3b	hr	rbi	tb	slg%	bb	hp	so	gdp	ob%	sf	sh	sb-att	po	a	e	fld%
3 McCain, Garrett	.368	36-36	136	37	50	7	3	3	23	72	.529	21	11	24	0	.485	1	3	13-13	54	1	1	.982
24 Simpson, Colin	.315	32-27	111	17	35	3	0	8	29	62	.559	18	0	24	3	.405	2	0	3-3	114	15	0	1.000
7 Bengel, Garrett	.299	36-36	134	27	40	8	3	8	39	78	.582	28	4	23	1	.426	3	0	2-4	27	58	12	.876
2 Rosa, Andrew	.239	32-29	109	19	26	7	1	3	14	44	.404	11	6	21	1	.341	0	2	7-9	112	47	2	.988
-----																							
1 Cash, Ryan	.317	20-15	60	9	19	0	1	0	3	21	.350	10	1	12	1	.423	0	7	1-4	25	45	3	.959
13 Littell, Jon	.284	27-25	88	15	25	5	1	3	21	41	.466	16	1	27	0	.396	1	2	0-0	34	2	1	.973
16 Cabbiness, Cade	.276	24-19	76	11	21	4	2	0	9	29	.382	4	2	21	3	.329	0	0	0-1	33	2	2	.946
33 Boone, Trevor	.275	21-10	51	7	14	3	0	2	6	23	.451	4	1	18	1	.339	0	1	1-1	10	0	0	1.000
22 Williams, Dustin	.253	29-22	83	14	21	3	1	2	11	32	.386	21	1	34	1	.410	0	0	1-2	182	13	4	.980
8 Sluder, Ryan	.239	27-23	88	24	21	7	0	1	12	31	.352	14	1	26	1	.343	2	6	8-8	38	0	2	.950
15 Neustifter, Michael	.222	22-18	72	11	16	5	0	2	6	27	.375	7	1	19	1	.300	0	0	0-0	134	11	0	1.000
5 Dobbs, Cameron	.221	29-23	86	19	19	3	0	1	14	25	.291	14	1	24	0	.333	1	4	1-2	32	58	3	.968
14 Fischer, Bryce	.217	13-4	23	4	5	1	0	0	3	6	.261	1	0	10	0	.250	0	0	0-0	4	0	0	1.000
17 Wacker, Travis	.214	14-13	42	5	9	2	0	1	12	14	.333	8	1	20	1	.346	1	1	0-2	107	14	2	.984
4 Chappell, Jacob	.182	28-16	44	12	8	0	1	0	2	10	.227	10	1	16	0	.345	0	4	1-1	23	43	3	.957
37 Buffett, Tyler	.000	8-8	0	0	0	0	0	0	0	0	.000	0	0	0	0	.000	0	0	0-0	8	9	0	1.000
Totals	.273	36	1203	231	329	58	13	34	204	515	.428	187	32	319	14	.382	11	30	38-50	959	361	38	.972
Opponents	.254	36	1229	173	312	53	5	23	155	444	.361	129	25	341	7	.335	8	19	27-43	934	304	38	.970

LOB - Team (298), Opp (280). DPs turned - Team (12), Opp (24). CI - Team (2), Wacker 2. IBB - Team (3), Williams, D. 1, Bengel 1, Simpson, C. 1, Opp (2). Picked off - Cabbiness 1, Rosa 1, Dobbs 1, McCain 1, Boone 1.

### (All games Sorted by Earned run avg)

Player	era	w-l	app	gs	cg	sho	sv	ip	h	r	er	bb	so	2b	3b	hr	b/avg	wp	hp	bks	sfa	sha
19 Teel, Carson	3.92	2-3	14	3	0	0/0	1	39.0	35	21	17	10	49	8	0	7	.233	2	2	0	0	3
37 Buffett, Tyler	4.12	5-2	9	9	1	0/1	0	54.2	53	27	25	12	50	7	1	2	.248	7	6	0	1	1
-----																						
55 Battenfield, Peyton	0.00	0-0	1	0	0	0/0	0	0.0	1	0	0	1	0	0	0	0	1.000	0	0	0	0	0
42 Cowan, Jake	1.80	2-0	15	0	0	0/1	2	25.0	17	5	5	12	30	2	0	1	.193	1	1	0	1	2
25 Cobb, Trey	1.80	0-0	7	0	0	0/0	1	10.0	8	4	2	4	14	1	0	0	.211	2	1	0	0	0
27 Basso, Brady	2.87	1-0	9	2	0	0/1	0	15.2	14	5	5	5	24	1	0	2	.237	0	1	0	0	0
35 Varela, C.J.	3.31	2-0	7	2	0	0/1	1	16.1	13	6	6	7	16	0	0	2	.224	0	1	0	0	2
46 Lienhard, Joe	3.48	2-0	14	3	0	0/1	0	31.0	29	13	12	17	31	4	0	1	.250	2	3	0	0	3
34 Elliott, Jensen	3.63	3-0	4	4	0	0/0	0	22.1	24	13	9	7	26	5	0	0	.276	1	0	0	1	1
45 Heasley, Jonathan	4.09	2-4	15	5	0	0/2	3	33.0	28	21	15	15	26	3	0	2	.237	1	5	0	4	2
39 Hearrean, Cole	4.34	0-3	17	1	0	0/2	0	18.2	20	12	9	9	21	7	1	0	.274	4	1	2	1	2
43 Battenfield, Blake	5.60	2-2	14	5	0	0/1	3	35.1	40	24	22	18	31	11	0	3	.282	2	2	0	0	2
6 Scott, Parker	6.75	0-0	6	2	0	0/0	0	8.0	11	6	6	2	9	2	0	0	.333	0	1	0	0	1
31 Wilson, Matt	7.71	0-1	5	0	0	0/0	0	2.1	4	2	2	1	3	2	0	0	.400	0	1	0	0	0
36 Simpson, Max	8.10	0-0	5	0	0	0/0	0	3.1	5	3	3	5	5	0	1	0	.333	1	0	0	0	0
26 Matheny, Luke	9.00	0-0	2	0	0	0/0	0	2.0	3	3	2	1	2	0	1	1	.273	0	0	0	0	0
18 Morgan, Reid	13.50	0-0	2	0	0	0/0	0	2.0	3	3	3	0	2	0	0	2	.333	0	0	0	0	0
28 Riley, Trey	45.00	0-0	3	0	0	0/0	0	1.0	4	5	5	3	2	0	1	0	.571	0	0	0	0	0
Totals	4.17	21-15	36	36	1	3/3	11	319.2	312	173	148	129	341	53	5	23	.254	23	25	2	8	19
Opponents	5.84	15-21	36	36	0	1/1	10	311.1	329	231	202	187	319	58	13	34	.273	50	32	6	11	30

PB - Team (10), Wacker 4, Simpson, C. 3, Neustifter 3, Opp (6). Pickoffs - Team (4), Heasley 2, Hearrean 1, Simpson, C. 1, Opp (5). SBA/ATT - Simpson, C. (9-15), Neustifter (11-12), Wacker (7-11), Battenfield (7-8), Lienhard (5-8), Elliott (1-5), Cowan (4-4), Teel (3-4), Heasley (2-4), Buffett (2-3), Hearrean (2-3), Cobb (1-2), Basso (0-1), Varela (0-1).



# 2017 BIG 12 CONFERENCE STATISTICS

Record: 4-8 Home: 3-3 Away: 1-5 Big 12: 4-8

Player	avg	gp-gs	ab	r	h	2b	3b	hr	rbi	tb	slg%	bb	hp	so	gdp	ob%	sf	sh	sb-att	po	a	e	fld%
3 McCain, Garrett	.442	12-12	43	8	19	2	0	0	6	21	.488	7	4	7	0	.556	0	1	5-5	20	1	0	1.000
24 Simpson, Colin	.349	12-10	43	9	15	1	0	6	18	34	.791	6	0	9	0	.420	1	0	0-0	31	2	0	1.000
16 Cabbiness, Cade	.282	11-10	39	6	11	3	1	0	4	16	.410	1	1	11	0	.317	0	0	0-1	22	2	1	.960
5 Dobbs, Cameron	.243	11-9	37	6	9	1	0	0	4	10	.270	3	0	10	0	.293	1	2	0-1	11	23	1	.971
7 Bengel, Garrett	.227	12-12	44	13	10	3	2	1	9	20	.455	10	1	9	0	.382	0	0	1-1	17	20	4	.902
2 Rosa, Andrew	.094	10-9	32	6	3	0	0	1	1	6	.188	4	3	11	0	.256	0	0	3-3	44	15	0	1.000
-----																							
1 Cash, Ryan	.304	6-5	23	4	7	0	0	0	2	7	.304	0	1	5	0	.333	0	2	1-1	11	15	1	.963
33 Boone, Trevor	.280	9-6	25	5	7	1	0	1	2	11	.440	1	1	9	0	.333	0	1	1-1	4	0	0	1.000
22 Williams, Dustin	.261	9-6	23	1	6	1	0	1	3	10	.435	2	0	12	0	.320	0	0	0-0	43	4	1	.979
4 Chappell, Jacob	.250	9-5	16	1	4	0	1	0	1	6	.375	1	0	10	0	.294	0	0	0-0	6	11	1	.944
8 Sluder, Ryan	.238	6-4	21	2	5	0	0	0	0	5	.238	0	0	13	0	.238	0	0	1-1	7	0	0	1.000
14 Fischer, Bryce	.200	4-1	5	0	1	0	0	0	1	1	.200	0	0	2	0	.200	0	0	0-0	2	0	0	1.000
13 Littell, Jon	.176	5-5	17	3	3	0	0	0	4	3	.176	2	0	6	0	.263	0	0	0-0	4	1	0	1.000
15 Neustifter, Michael	.158	6-5	19	1	3	0	0	0	0	3	.158	1	1	8	1	.238	0	0	0-0	35	2	0	1.000
17 Wacker, Travis	.048	7-6	21	1	1	0	0	0	2	1	.048	3	0	12	0	.160	1	0	0-1	46	3	1	.980
37 Buffett, Tyler	.000	3-3	0	0	0	0	0	0	0	0	.000	0	0	0	0	.000	0	0	0-0	2	6	0	1.000
Totals	.255	12	408	66	104	12	4	10	57	154	.377	41	12	134	1	.338	3	6	12-15	312	117	11	.975
Opponents	.274	12	409	66	112	16	1	8	61	154	.377	53	11	93	1	.369	4	6	16-20	318	85	14	.966

LOB - Team (86), Opp (106). DPs turned - Team (5), Opp (7). CI - Team (1), Wacker 1. IBB - Team (1), Simpson, C. 1, Opp (2).  
Picked off - Dobbs 1, Cabbiness 1, McCain 1.

## (Big 12 games only Sorted by Earned run avg)

Player	era	w-l	app	gs	cg	sho	sv	ip	h	r	er	bb	so	2b	3b	hr	b/avg	wp	hp	bks	sfa	sha
37 Buffett, Tyler	4.10	2-0	4	4	1	0/0	0	26.1	28	13	12	5	19	3	0	1	.262	1	3	0	0	0
19 Teel, Carson	4.85	0-2	6	0	0	0/0	0	13.0	9	9	7	5	13	1	0	3	.188	0	1	0	0	1
-----																						
35 Varela, C.J.	0.00	0-0	1	0	0	0/0	0	1.0	1	0	0	0	0	0	0	0	.333	0	0	0	0	1
28 Riley, Trey	0.00	0-0	1	0	0	0/0	0	0.2	0	0	0	1	2	0	0	0	.000	0	0	0	0	0
31 Wilson, Matt	0.00	0-0	1	0	0	0/0	0	0.0	0	0	0	0	0	0	0	0		0	1	0	0	0
25 Cobb, Trey	1.42	0-0	5	0	0	0/0	1	6.1	4	1	1	3	9	0	0	0	.182	1	0	0	0	0
45 Heasley, Jonathan	3.27	0-1	3	3	0	0/0	0	11.0	13	7	4	7	10	2	0	0	.310	0	1	0	2	1
42 Cowan, Jake	4.22	1-0	6	0	0	0/0	0	10.2	10	5	5	8	11	1	0	1	.250	1	1	0	1	1
46 Lienhard, Joe	5.40	1-0	5	1	0	0/0	0	11.2	12	7	7	7	11	3	0	0	.273	0	1	0	0	1
27 Basso, Brady	5.79	0-0	3	1	0	0/0	0	4.2	6	3	3	2	2	0	0	1	.333	0	1	0	0	0
39 Hearrean, Cole	7.71	0-3	4	1	0	0/0	0	7.0	10	6	6	3	6	3	0	0	.357	2	1	1	1	1
43 Battenfield, Blake	8.71	0-2	4	2	0	0/0	0	10.1	16	12	10	9	9	3	0	2	.333	1	1	0	0	0
36 Simpson, Max	20.25	0-0	2	0	0	0/0	0	1.1	3	3	3	3	1	0	1	0	.429	1	0	0	0	0
Totals	5.02	4-8	12	12	1	0/0	1	104.0	112	66	58	53	93	16	1	8	.274	7	11	1	4	6
Opponents	4.42	8-4	12	12	0	0/0	7	106.0	104	66	52	41	134	12	4	10	.255	15	12	0	3	6

PB - Team (3), Simpson, C. 2, Neustifter 1, Opp (3). Pickoffs - Team (0), Opp (3). SBA/ATT - Neustifter (7-7), Simpson, C. (5-6), Wacker (4-5), Cowan (4-4), Battenfield (4-4), Lienhard (3-4), Teel (2-2), Hearrean (1-2), Buffett (1-1), Cobb (0-1), Basso (0-1), Heasley (1-1).



## 2017 SUMMARY

Score by innings	1	2	3	4	5	6	7	8	9	EX	Total
Oklahoma State	27	29	29	24	20	33	31	24	13	1	231
Opponents	12	14	21	26	25	24	11	22	16	2	173

### Record when ...

Overall	21-15	After 6 leading	19-1
Conference	4-8	..... trailing	1-11
Non-Conference	17-7	..... tied	1-3
Home games	15-7	After 7 leading	20-2
Away games	4-7	..... trailing	1-12
Neutral site	2-1	..... tied	0-1
Day games	13-10	After 8 leading	21-1
Night games	8-5	..... trailing	0-12
vs Left starter	6-5	..... tied	0-2
vs Right starter	15-10		
1-Run games	5-6	Hit 0 home runs	9-8
2-Run games	0-3	... 1 home run	7-5
5+Run games	8-3	... 2+ home runs	5-2
Extra innings	1-1		
Shutouts	3-1	Opponent 0 home runs	12-8
		..... 1 home run	6-5
Scoring 0-2 runs	1-5	..... 2+ HRs	3-2
..... 3-5 runs	3-6		
..... 6-9 runs	11-3	Made 0 errors	11-3
..... 10+ runs	6-1	.... 1 error	4-7
		.... 2+ errors	6-5
Opponent 0-2 runs	5-1		
..... 3-5 runs	13-4	Opp. made 0 errors	8-5
..... 6-9 runs	3-5	..... 1 error	7-4
..... 10+ runs	0-5	..... 2+ errors	6-6
Scored in 1st inning	11-5	Out-hit opponent	17-1
Opp. scored in 1st	6-5	Out-hit by opponent	4-12
Scores first	16-5	Hits are tied	0-2
Opp. scores first	5-10		

### Record when team scores:

Runs	0	1	2	3	4	5	6	7	8	9	10+
W-L	0-1	1-3	0-1	2-1	1-1	0-4	6-0	3-1	2-1	0-1	6-1

### Record when opponent scores:

Runs	0	1	2	3	4	5	6	7	8	9	10+
W-L	3-0	0-0	2-1	10-0	2-2	1-2	2-3	1-1	0-0	0-1	0-5

### Record when leading after:

Inn.	1	2	3	4	5	6	7	8
W-L	10-3	14-5	18-4	19-3	18-2	19-1	20-2	21-1

### Record when trailing after:

Inn.	1	2	3	4	5	6	7	8
W-L	1-4	2-5	0-9	0-10	2-11	1-11	1-12	0-12

### Record when tied after:

Inn.	1	2	3	4	5	6	7	8
W-L	10-8	5-5	3-2	2-2	1-2	1-3	0-1	0-2

Current winning streak: 1

Longest winning streak: 8

Longest losing streak: 3

Home attendance : 29074 ( 21 dates avg = 1384 )

Away attendance : 42984 ( 14 dates avg = 3070 )

Total attendance: 72058 ( 35 dates avg = 2058 )





## 2017 MISCELLANEOUS STATS

<b>Multiple Hit Games</b>	<b>2</b>	<b>3</b>	<b>4</b>	<b>5+</b>	<b>Total</b>
3 McCain, Garrett	8	5	-	1	14
7 Benge, Garrett	10	1	1	-	12
24 Simpson, Colin	6	2	1	-	9
13 Littell, Jon	2	2	1	-	5
16 Cabbiness, Cade	3	1	1	-	5
2 Rosa, Andrew	5	-	-	-	5
1 Cash, Ryan	3	1	-	-	4
22 Williams, Dustin	4	-	-	-	4
8 Sluder, Ryan	4	-	-	-	4
33 Boone, Trevor	3	-	-	-	3
5 Dobbs, Cameron	1	1	1	-	3
17 Wacker, Travis	-	2	-	-	2
15 Neustifter, Michael	1	1	-	-	2
4 Chappell, Jacob	1	-	-	-	1
TEAM	51	16	5	1	73

<b>Multiple RBI Games</b>	<b>2</b>	<b>3</b>	<b>4</b>	<b>5+</b>	<b>Total</b>
7 Benge, Garrett	6	3	1	-	10
3 McCain, Garrett	6	2	-	-	8
24 Simpson, Colin	2	3	1	-	6
13 Littell, Jon	5	-	-	1	6
5 Dobbs, Cameron	3	-	1	-	4
17 Wacker, Travis	1	2	-	-	3
2 Rosa, Andrew	3	-	-	-	3
8 Sluder, Ryan	3	-	-	-	3
15 Neustifter, Michael	1	1	-	-	2
16 Cabbiness, Cade	2	-	-	-	2
1 Cash, Ryan	1	-	-	-	1
22 Williams, Dustin	1	-	-	-	1
TEAM	34	11	3	1	49

<b>Hitting Streaks</b>	<b>Longest</b>	<b>Current</b>
1 Cash, Ryan	12	1
3 McCain, Garrett	9	9
2 Rosa, Andrew	8	2
24 Simpson, Colin	8	5
7 Benge, Garrett	8	1
8 Sluder, Ryan	7	1
5 Dobbs, Cameron	7	-
13 Littell, Jon	6	-
33 Boone, Trevor	6	-
17 Wacker, Travis	4	-
15 Neustifter, Michael	4	1
22 Williams, Dustin	4	2
4 Chappell, Jacob	3	3
16 Cabbiness, Cade	3	-
14 Fischer, Bryce	2	-

<b>Reached Base Streaks</b>	<b>Longest</b>	<b>Current</b>
2 Rosa, Andrew	20	3
22 Williams, Dustin	18	7
3 McCain, Garrett	15	15
15 Neustifter, Michael	14	1
1 Cash, Ryan	13	1
24 Simpson, Colin	12	12
7 Benge, Garrett	12	1
5 Dobbs, Cameron	10	1
17 Wacker, Travis	7	-
8 Sluder, Ryan	7	2
13 Littell, Jon	6	6
33 Boone, Trevor	6	-
4 Chappell, Jacob	4	3
16 Cabbiness, Cade	4	-
14 Fischer, Bryce	2	-



## 2017 STARTING LINEUPS

### Starting Lineup By Position (Team W-L record when starter)

#### PITCHER:

37 Buffett, Tyler	9	(5-4)
45 Heasley, Jonathan	5	(2-3)
43 Battenfield, Blake	5	(2-3)
34 Elliott, Jensen	4	(3-1)
19 Teel, Carson	3	(2-1)
46 Lienhard, Joe	3	(3-0)
27 Basso, Brady	2	(2-0)
6 Scott, Parker	2	(1-1)
35 Varela, C.J.	2	(1-1)
39 Hearrean, Cole	1	(0-1)

#### CATCHER:

17 Wacker, Travis	13	(8-5)
24 Simpson, Colin	12	(8-4)
15 Neustifter, Michael	11	(5-6)

#### FIRST BASE:

22 Williams, Dustin	22	(11-11)
2 Rosa, Andrew	11	(7-4)
15 Neustifter, Michael	3	(3-0)

#### SECOND BASE:

2 Rosa, Andrew	18	(9-9)
1 Cash, Ryan	15	(11-4)
5 Dobbs, Cameron	3	(1-2)

#### THIRD BASE:

7 Bengé, Garrett	36	(21-15)
------------------	----	---------

#### SHORTSTOP:

5 Dobbs, Cameron	20	(15-5)
4 Chappell, Jacob	16	(6-10)

#### LEFT FIELD:

3 McCain, Garrett	21	(12-9)
33 Boone, Trevor	7	(4-3)
13 Littell, Jon	6	(4-2)
14 Fischer, Bryce	2	(1-1)

#### CENTER FIELD:

8 Sluder, Ryan	23	(14-9)
3 McCain, Garrett	13	(7-6)

#### RIGHT FIELD:

13 Littell, Jon	19	(11-8)
16 Cabbiness, Cade	16	(10-6)
33 Boone, Trevor	1	(0-1)

#### DESIGNATED HITTER:

24 Simpson, Colin	15	(9-6)
37 Buffett, Tyler	8	(4-4)
15 Neustifter, Michael	4	(3-1)
16 Cabbiness, Cade	3	(2-1)
3 McCain, Garrett	2	(2-0)
33 Boone, Trevor	2	(0-2)
14 Fischer, Bryce	2	(1-1)

### Starting Lineup By Lineup Spot (Team W-L record when starter)

#### LEADOFF:

3 McCain, Garrett	12	(6-6)
5 Dobbs, Cameron	9	(5-4)
8 Sluder, Ryan	8	(6-2)
1 Cash, Ryan	6	(4-2)
2 Rosa, Andrew	1	(0-1)

#### 2ND SPOT:

8 Sluder, Ryan	10	(3-7)
1 Cash, Ryan	9	(7-2)
3 McCain, Garrett	8	(5-3)
2 Rosa, Andrew	6	(4-2)
22 Williams, Dustin	1	(0-1)
5 Dobbs, Cameron	1	(1-0)
13 Littell, Jon	1	(1-0)

#### 3RD SPOT:

7 Bengé, Garrett	36	(21-15)
------------------	----	---------

#### CLEANUP:

3 McCain, Garrett	16	(10-6)
24 Simpson, Colin	13	(8-5)
13 Littell, Jon	3	(1-2)
15 Neustifter, Michael	3	(2-1)
14 Fischer, Bryce	1	(0-1)

#### 5TH SPOT:

24 Simpson, Colin	12	(8-4)
22 Williams, Dustin	10	(6-4)
13 Littell, Jon	5	(2-3)
16 Cabbiness, Cade	4	(1-3)
8 Sluder, Ryan	2	(2-0)
15 Neustifter, Michael	1	(0-1)
37 Buffett, Tyler	1	(1-0)
2 Rosa, Andrew	1	(1-0)

#### 6TH SPOT:

13 Littell, Jon	9	(5-4)
16 Cabbiness, Cade	7	(4-3)
2 Rosa, Andrew	7	(4-3)
22 Williams, Dustin	5	(2-3)
15 Neustifter, Michael	2	(2-0)
37 Buffett, Tyler	2	(1-1)
24 Simpson, Colin	2	(1-1)
14 Fischer, Bryce	1	(1-0)
33 Boone, Trevor	1	(1-0)

#### 7TH SPOT:

2 Rosa, Andrew	12	(7-5)
16 Cabbiness, Cade	6	(5-1)
13 Littell, Jon	5	(4-1)
22 Williams, Dustin	3	(1-2)
17 Wacker, Travis	3	(1-2)
33 Boone, Trevor	2	(0-2)
8 Sluder, Ryan	2	(2-0)
37 Buffett, Tyler	2	(0-2)
15 Neustifter, Michael	1	(1-0)

#### 8TH SPOT:

15 Neustifter, Michael	10	(5-5)
17 Wacker, Travis	8	(5-3)
33 Boone, Trevor	4	(2-2)
37 Buffett, Tyler	3	(2-1)
22 Williams, Dustin	3	(2-1)
13 Littell, Jon	2	(2-0)
2 Rosa, Andrew	2	(0-2)
14 Fischer, Bryce	2	(1-1)
8 Sluder, Ryan	1	(1-0)
16 Cabbiness, Cade	1	(1-0)

#### 9TH SPOT:

4 Chappell, Jacob	16	(6-10)
5 Dobbs, Cameron	13	(10-3)
33 Boone, Trevor	3	(1-2)
17 Wacker, Travis	2	(2-0)
16 Cabbiness, Cade	1	(1-0)
15 Neustifter, Michael	1	(1-0)



# 2017 OSU GAME HIGHS

## TEAM GAME HIGHS

### Batting

At bats:	48	-	at Arizona State (Feb 21, 2017)
Runs scored:	18	-	at Arizona State (Feb 21, 2017)
Hits:	22	-	at Arizona State (Feb 21, 2017)
RBIs:	15	-	at Arizona State (Feb 21, 2017)
Doubles:	6	-	vs Northwestern State (Mar 18, 2017)
Triples:	2	-	vs Texas State (Feb 24, 2017)
Home runs:	4	-	(4 times )
Total bases:	33	-	vs Northwestern State (Mar 19, 2017)
Walks:	10	-	vs Texas State (Feb 25, 2017)
	10	-	vs Saint Louis (Mar 01, 2017)
Strikeouts:	18	-	at Kansas (Apr 15, 2017)
Sac hits:	4	-	vs Missouri State (Mar 07, 2017)
Sac flies:	1	-	(11 times )
Stolen bases:	5	-	vs Texas State (Feb 26, 2017)
Hit by pitch:	3	-	(5 times )
Caught stealing:	2	-	at Arizona State (Feb 21, 2017)
	2	-	vs South Dakota State (Mar 12, 2017)
Runners LOB:	13	-	at Kansas (Apr 13, 2017)
Hit into DP:	3	-	vs New Mexico (Mar 14, 2017)

### Fielding

Putouts:	33	-	vs Oral Roberts (Apr 18, 2017)
Assists:	15	-	vs Arkansas (Mar 05, 2017 at Frisco, Texas)
Errors:	4	-	vs South Dakota State (Mar 12, 2017)
Passed balls:	2	-	vs Texas State (Feb 26, 2017)
DPs turned:	2	-	at Kansas (Apr 14, 2017)

### Pitching

Innings pitched:	11.0	-	vs Oral Roberts (Apr 18, 2017)
Runs allowed:	12	-	vs Texas State (Feb 25, 2017)
Earned runs:	11	-	vs Texas State (Feb 25, 2017)
	11	-	vs Central Arkansas (Apr 11, 2017)
Walks allowed:	11	-	vs Kansas State (Apr 07, 2017)
Strikeouts:	18	-	vs South Dakota State (Mar 12, 2017)
Hits allowed:	18	-	vs Saint Louis (Mar 01, 2017)
Doubles allowed:	4	-	vs Saint Louis (Mar 01, 2017)
Triples allowed:	2	-	vs Saint Louis (Mar 01, 2017)
Homers allowed:	3	-	at TCU (Mar 24, 2017)
	3	-	vs Oral Roberts (Apr 18, 2017)
Wild pitches:	3	-	at Grand Canyon (Feb 17, 2017)
Hit batters:	4	-	vs Kansas State (Apr 07, 2017)

## INDIVIDUAL GAME HIGHS

### Batting

At bats:	6	-	Neustifter, Michael at Arizona State (Feb 21, 2017)
	6	-	Williams, Dustin at Arizona State (Feb 21, 2017)
	6	-	Littell, Jon at Arizona State (Feb 21, 2017)
Runs scored:	4	-	Littell, Jon at Arizona State (Feb 21, 2017)
	4	-	Dobbs, Cameron at Arizona State (Feb 21, 2017)
Hits:	5	-	McCain, Garrett at Kansas (Apr 13, 2017)
RBIs:	5	-	Littell, Jon vs Northwestern State (Mar 19, 2017)
Doubles:	2	-	Rosa, Andrew at Grand Canyon (Feb 19, 2017)
	2	-	Sluder, Ryan vs Northwestern State (Mar 18, 2017)
	2	-	Littell, Jon vs Northwestern State (Mar 18, 2017)
Triples:	1	-	(13 times )
Home runs:	2	-	Benge, Garrett vs Northwestern State (Mar 17, 2017)
	2	-	Littell, Jon vs Northwestern State (Mar 19, 2017)
	2	-	Simpson, Colin vs West Virginia (Apr 02, 2017)
Total bases:	9	-	Littell, Jon vs Northwestern State (Mar 19, 2017)
Walks:	3	-	(6 times )
Strikeouts:	4	-	Wacker, Travis vs Kansas State (Apr 09, 2017)
Sac hits:	1	-	(30 times )
Sac flies:	1	-	(11 times )
Stolen bases:	2	-	(4 times )
Hit by pitch:	2	-	McCain, Garrett vs Missouri State (Mar 07, 2017)
Caught stealing:	1	-	(12 times )
Runners LOB:	6	-	Neustifter, Michael vs New Mexico (Mar 15, 2017)

### Fielding

Putouts:	17	-	Neustifter, Michael vs South Dakota State (Mar 12, 2017)
Assists:	6	-	Rosa, Andrew at Grand Canyon (Feb 20, 2017)
	6	-	Cash, Ryan vs South Dakota State (Mar 12, 2017)
	6	-	Dobbs, Cameron vs Oral Roberts (Apr 18, 2017)
Errors:	2	-	Benge, Garrett vs Arkansas (Mar 05, 2017 at Frisco, Texas)
	2	-	Benge, Garrett vs South Dakota State (Mar 10, 2017)
	2	-	Benge, Garrett vs South Dakota State (Mar 12, 2017)
Passed balls:	2	-	Wacker, Travis vs Texas State (Feb 26, 2017)

### Pitching

Innings pitched:	9.0	-	Buffett, Tyler vs West Virginia (Mar 31, 2017)
Runs allowed:	7	-	Elliott, Jensen vs Texas State (Feb 25, 2017)
Earned runs:	7	-	Elliott, Jensen vs Texas State (Feb 25, 2017)
Walks allowed:	4	-	Cowan, Jake at Kansas (Apr 15, 2017)
Strikeouts:	10	-	Teel, Carson vs Missouri State (Mar 07, 2017)
Hits allowed:	10	-	Elliott, Jensen vs Texas State (Feb 25, 2017)
	10	-	Buffett, Tyler vs Kansas State (Apr 08, 2017)
	10	-	Lienhard, Joe at Kansas (Apr 13, 2017)
Doubles allowed:	3	-	Buffett, Tyler at Grand Canyon (Feb 17, 2017)
	3	-	Lienhard, Joe at Kansas (Apr 13, 2017)
Triples allowed:	1	-	(5 times )
Homers allowed:	2	-	Teel, Carson at Grand Canyon (Feb 20, 2017)
	2	-	Varela, C.J. vs Northwestern State (Mar 19, 2017)
	2	-	Teel, Carson at TCU (Mar 24, 2017)
Wild pitches:	2	-	Buffett, Tyler at Grand Canyon (Feb 17, 2017)
	2	-	Teel, Carson vs Arizona (Mar 04, 2017 at Frisco, Texas)
	2	-	Buffett, Tyler vs South Dakota State (Mar 10, 2017)
Hit batters:	3	-	Buffett, Tyler at Kansas (Apr 14, 2017)





## 2017 OPPONENT GAME HIGHS

### OPPONENT TEAM GAME HIGHS

#### Batting

At bats:	43	-	vs Saint Louis (Mar 01, 2017)
	43	-	vs Oral Roberts (Apr 18, 2017)
Runs scored:	12	-	vs Texas State (Feb 25, 2017)
Hits:	18	-	vs Saint Louis (Mar 01, 2017)
RBIs:	10	-	vs Texas State (Feb 25, 2017)
	10	-	vs Kansas State (Apr 07, 2017)
	10	-	vs Central Arkansas (Apr 11, 2017)
Doubles:	4	-	vs Saint Louis (Mar 01, 2017)
Triples:	2	-	vs Saint Louis (Mar 01, 2017)
Home runs:	3	-	at TCU (Mar 24, 2017)
	3	-	vs Oral Roberts (Apr 18, 2017)
Total bases:	26	-	vs Saint Louis (Mar 01, 2017)
Walks:	11	-	vs Kansas State (Apr 07, 2017)
Strikeouts:	18	-	vs South Dakota State (Mar 12, 2017)
Sac hits:	2	-	(5 times )
Sac flies:	2	-	vs Kansas State (Apr 07, 2017)
Stolen bases:	4	-	at TCU (Mar 26, 2017)
Hit by pitch:	4	-	vs Kansas State (Apr 07, 2017)
Caught stealing:	1	-	(16 times )
Runners LOB:	14	-	vs Saint Louis (Mar 01, 2017)
	14	-	vs Kansas State (Apr 07, 2017)
Hit into DP:	2	-	at Kansas (Apr 14, 2017)

#### Fielding

Putouts:	31	-	vs Oral Roberts (Apr 18, 2017)
Assists:	14	-	vs Texas State (Feb 26, 2017)
Errors:	3	-	vs South Dakota State (Mar 12, 2017)
	3	-	at TCU (Mar 25, 2017)
	3	-	at Kansas (Apr 13, 2017)
Passed balls:	1	-	(6 times )
DPs turned:	3	-	vs New Mexico (Mar 14, 2017)

#### Pitching

Innings pitched:	10.1	-	vs Oral Roberts (Apr 18, 2017)
Runs allowed:	18	-	at Arizona State (Feb 21, 2017)
Earned runs:	15	-	at Arizona State (Feb 21, 2017)
Walks allowed:	10	-	vs Texas State (Feb 25, 2017)
	10	-	vs Saint Louis (Mar 01, 2017)
Strikeouts:	18	-	at Kansas (Apr 15, 2017)
Hits allowed:	22	-	at Arizona State (Feb 21, 2017)
Doubles allowed:	6	-	vs Northwestern State (Mar 18, 2017)
Triples allowed:	2	-	vs Texas State (Feb 24, 2017)
Homers allowed:	4	-	(4 times )
Wild pitches:	6	-	at Arizona State (Feb 21, 2017)
Hit batters:	3	-	(5 times )

### OPPONENT INDIVIDUAL GAME HIGHS

#### Batting

At bats:	6	-	Ortega, J. vs Texas State (Feb 25, 2017)
	6	-	MORISANO vs Saint Louis (Mar 01, 2017)
Runs scored:	5	-	Scheible, D. vs Texas State (Feb 25, 2017)
Hits:	4	-	Almendarez vs Texas State (Feb 24, 2017)
	4	-	Scheible, D. vs Texas State (Feb 25, 2017)
RBIs:	5	-	Scudder, J. vs Kansas State (Apr 07, 2017)
	5	-	Presley, K. vs Central Arkansas (Apr 11, 2017)
Doubles:	2	-	Scheible, D. vs Texas State (Feb 26, 2017)
Triples:	1	-	(5 times )
Home runs:	1	-	(23 times )
Total bases:	8	-	Scheible, D. vs Texas State (Feb 25, 2017)
Walks:	4	-	Thompson, C. vs Kansas State (Apr 07, 2017)
Strikeouts:	4	-	STAJDUHAR, C vs New Mexico (Mar 15, 2017)
	4	-	H. Smith vs Oral Roberts (Apr 18, 2017)
Sac hits:	1	-	(19 times )
Sac flies:	1	-	(8 times )
Stolen bases:	2	-	Brown at TCU (Mar 26, 2017)
	2	-	White, B. vs West Virginia (Apr 02, 2017)
Hit by pitch:	2	-	Cosentino at Kansas (Apr 14, 2017)
Caught stealing:	1	-	(16 times )
Runners LOB:	7	-	Harker, H. vs Kansas State (Apr 08, 2017)

#### Fielding

Putouts:	17	-	Gragg, T. at Kansas (Apr 15, 2017)
Assists:	8	-	Almendarez vs Texas State (Feb 26, 2017)
Errors:	2	-	McCuin, J at Arizona State (Feb 21, 2017)
	2	-	J. Williams vs Arkansas (Mar 05, 2017 at Frisco, Texas)
Passed balls:	1	-	(6 times )

#### Pitching

Innings pitched:	7.0	-	Howard at TCU (Mar 26, 2017)
	7.0	-	Grove, M. vs West Virginia (Apr 01, 2017)
Runs allowed:	8	-	Pagano, A. vs Texas State (Feb 24, 2017)
Earned runs:	8	-	Pagano, A. vs Texas State (Feb 24, 2017)
Walks allowed:	5	-	(4 times )
Strikeouts:	13	-	Goddard, J. at Kansas (Apr 15, 2017)
Hits allowed:	8	-	Kost vs South Dakota State (Mar 12, 2017)
	8	-	ISENHART, Au vs New Mexico (Mar 15, 2017)
	8	-	Rigler, P. vs Kansas State (Apr 08, 2017)
Doubles allowed:	3	-	Winders, T. vs Northwestern State (Mar 18, 2017)
	3	-	Rigler, P. vs Kansas State (Apr 08, 2017)
Triples allowed:	2	-	Pagano, A. vs Texas State (Feb 24, 2017)
Homers allowed:	4	-	Faulkner, L. vs Arizona (Mar 04, 2017 at Frisco, Texas)
Wild pitches:	3	-	Dixon, Z at Arizona State (Feb 21, 2017)
	3	-	Courville, B vs Texas State (Feb 24, 2017)
	3	-	Turski, T. at Kansas (Apr 14, 2017)
Hit batters:	2	-	(4 times )



# PLAYER CAREER/SEASON HIGHS

## #27 Brady Basso, LHP

2017 Season/Career Highs

IP	4.0	vs. Northwestern State	March 19
H	3	vs. Kansas State	April 9
ER	2	vs. Kansas State	April 9
BB	1	last time vs. Kansas State	April 9
SO	9	vs. Northwestern State	March 19

## #43 Blake Battenfield, RHP

2017 Season/Career Highs

IP	7.0	vs. New Mexico	March 14
H	8	last time vs. TCU	March 26
ER	5	last time vs. West Virginia	April 2
BB	3	last time vs. Central Arkansas	April 11
SO	6	vs. New Mexico	March 14

## #55 Peyton Battenfield, RHP

2017 Season/Career Highs

IP	0.0	vs. Grand Canyon	Feb. 17
H	1	vs. Grand Canyon	Feb. 17
ER	n/a		
BB	1	vs. Grand Canyon	Feb. 17
SO	n/a		

## #7 Garrett Bengel, 3B

2017 Season Highs

H	4	vs. New Mexico	March 15
R	3	last time vs. Kansas State	April 8
RBI	4	vs. Northwestern State	March 17
BB	3	last time vs. TCU	March 25
SO	2	last time vs. Kansas State	April 9
SB	1	vs. Wichita State	April 5

Career Highs

H	4	vs. New Mexico	March 15
R	3	last time vs. Kansas State	April 8
RBI	4	vs. Northwestern State	March 17
BB	3	last time vs. TCU	March 25
SO	3	last time vs. Oklahoma	5/14/16
SB	1	last time vs. Wichita State	April 5

## #33 Trevor Boone, OF

2017 Season/Career Highs

H	2	last time vs. Central Arkansas	April 11
R	1	last time vs. Kansas	April 14
RBI	1	last time vs. Kansas	April 13
BB	1	last time vs. Kansas State	April 9
SO	2	last time vs. Kansas	April 14
SB	1	vs. Kansas State	April 8

## #37 Tyler Buffett, RHP

2017 Season Highs

IP	9.0	vs. West Virginia	March 31
H	10	vs. Kansas State	April 7
ER	5	last time vs. Kansas	April 14
BB	3	vs. Northwestern State	March 17
SO	7	last time vs. West Virginia	March 31

Career Highs

IP	9.0	vs. West Virginia	March 31
H	10	vs. Kansas State	April 9
ER	6	vs. TCU	5/26/16
BB	5	vs. Texas	4/26/14
SO	7	last time vs. South Dakota State	March 31

## #16 Cade Cabbiness, OF

2017 Season/Career Highs

H	4	vs. Kansas	April 14
R	2	last time vs. Kansas	April 13
RBI	2	last time vs. Wichita State	April 5
BB	1	last time vs. Central Arkansas	April 11
SO	3	vs. Wichita State	April 5
SB	n/a		

## #1 Ryan Cash, INF

2017 Season/Career Highs

H	3	vs. TCU	March 25
R	2	vs. Kansas	April 13
RBI	2	vs. Kansas	April 14
BB	2	last time vs. Northwestern State	March 18
SO	2	last time vs. Kansas	April 15
SB	1	vs. TCU	March 25

## #4 Jacob Chappell, INF

2017 Season Highs

H	2	vs. Kansas	April 14
R	2	last time vs. Northwestern State	March 19
RBI	1	last time vs. Kansas State	April 9
BB	2	last time vs. Arizona	March 4
SO	3	last time vs. Kansas State	April 7
SB	n/a		

Career Highs

H	2	vs. Kansas	April 14
R	3	vs. Dallas Baptist	5/12/15
RBI	3	vs. Texas Tech	4/25/15
BB	3	last time vs. Michigan	5/14/15
SO	3	last time vs. Kansas State	April 7
SB	2	vs. Western Illinois	3/1/15

## #25 Trey Cobb, RHP

IP	2.2	vs. Oral Roberts	April 18
H	3	vs. Oral Roberts	April 18
ER	1	last time vs. Oral Roberts	April 18
BB	2	vs. Kansas State	April 9
SO	5	vs. Oral Roberts	April 18

Career Highs

IP	8.0	vs. Baylor	4/16/16
H	11	vs. West Virginia	4/2/16
ER	5	vs. TCU	4/23/16
BB	4	last time vs. TCU	4/23/16
SO	13	vs. Michigan	3/19/16

## #42 Jake Cowan, RHP

2017 Season/Career Highs

IP	4.0	vs. Texas State	Feb. 26
H	3	last time vs. Kansas State	April 9
ER	2	last time vs. Kansas State	April 7
BB	4	vs. Kansas	April 15
SO	6	vs. Texas State	Feb. 26

## #5 Cameron Dobbs, INF

2017 Season/Career Highs

H	4	vs. Arizona State	Feb. 21
R	4	vs. Arizona State	Feb. 21
RBI	4	vs. Arizona State	Feb. 21
BB	3	vs. Texas State	Feb. 24
SO	3	vs. Wichita State	April 5
SB	1	vs. Texas State	Feb. 24

## #34 Jensen Elliott, RHP

2017 Season Highs

IP	6.1	vs. Grand Canyon	Feb. 19
H	10	vs. Texas State	Feb. 25
ER	7	vs. Texas State	Feb. 25
BB	3	vs. South Dakota State	March 12
SO	7	last time vs. South Dakota State	March 12

Career Highs

IP	9.0	vs. West Virginia	4/3/16
H	10	vs. Texas State	Feb. 24
ER	8	vs. Texas Tech	4/10/16
BB	4	last time vs. Kansas	5/20/16
SO	8	last time vs. Clemson	6/5/16

## #14 Bryce Fischer, OF

2017 Season/Career Highs

H	1	last time vs. Wichita State	April 5
R	1	last time vs. Wichita State	April 5
RBI	1	last time vs. West Virginia	April 2
BB	1	vs. New Mexico	March 15
SO	2	last time vs. Wichita State	April 5
SB	n/a		

## #39 Cole Hearrean, LHP

2017 Season/Career Highs

IP	3.0	vs. Kansas	April 15
H	6	vs. Kansas	April 15
ER	3	vs. Kansas	April 15
BB	2	last time vs. Kansas	April 15
SO	5	vs. Grand Canyon	Feb. 17

## #45 Jonathan Heasley, RHP

2017 Season/Career Highs

IP	7.1	vs. Northwestern State	March 18
H	7	vs. West Virginia	April 1
ER	4	vs. Central Arkansas	April 11
BB	3	vs. West Virginia	April 1
SO	6	vs. Northwestern State	March 18

## #32 Ben Leeper, RHP

Career Highs

IP	3.0	vs. Incarnate Word	3/1/16
H	2	vs. Incarnate Word	3/1/16
ER	1	last time vs. Incarnate Word	3/1/16
BB	3	vs. Incarnate Word	3/1/16
SO	5	vs. Incarnate Word	3/1/16

## #46 Joe Lienhard, RHP

2017 Season Highs

IP	6.1	vs. New Mexico	March 15
H	10	vs. Kansas	April 13
ER	6	vs. Kansas	April 13
BB	3	last time vs. Kansas	April 13
SO	7	vs. New Mexico	March 15

Career Highs

IP	6.1	vs. New Mexico	March 15
H	10	vs. Kansas	April 13
ER	6	vs. Kansas	April 13
BB	4	vs. Missouri State	3/8/16
SO	7	vs. New Mexico	March 15

## #13 Jon Littell, OF

2017 Season Highs

H	4	vs. Arizona State	Feb. 21
R	4	vs. Arizona State	Feb. 21
RBI	5	vs. Northwestern State	March 19
BB	2	last time vs. Oral Roberts	April 18
SO	2	last time vs. Kansas	April 15
SB	n/a		

Career Highs

H	4	vs. Arizona State	Feb. 21
R	4	last time vs. Arizona State	Feb. 21
RBI	5	vs. Northwestern State	March 19
BB	3	vs. Michigan	3/19/16
SO	3	vs. Western Illinois	2/27/15
SB	1	last time vs. South Carolina	6/12/16

## #26 Luke Matheny, RHP

2017 Season/Career Highs

IP	1.0	last time vs. South Dakota State	March 12
H	2	vs. Saint Louis	March 1
ER	1	last time vs. South Dakota State	March 12
BB	1	vs. Saint Louis	March 1
SO	2	vs. South Dakota State	March 12



# PLAYER CAREER/SEASON HIGHS

## #3 Garrett McCain, OF

### 2017 Season Highs

H	5	vs. Kansas	April 13
R	3	last time vs. Kansas	April 13
RBI	3	last time vs. South Dakota State	March 12
BB	3	vs. West Virginia	April 2
SO	3	vs. Northwestern State	March 17
SB	2	last time vs. Central Arkansas	April 11

### Career Highs

H	5	vs. Kansas	April 13
R	3	last time vs. Kansas	April 13
RBI	3	last time vs. South Dakota State	March 12
BB	3	last time vs. West Virginia	April 2
SO	3	last time vs. Northwestern State	March 17
SB	4	vs. Incarnate Word	3/1/16

## #18 Reid Morgan, RHP

### 2017 Season/Career Highs

IP	1.0	vs. Texas State	Feb. 25
H	2	vs. Texas State	Feb. 25
ER	2	vs. Texas State	Feb. 25
BB	n/a		
SO	2	vs. Arizona State	Feb. 21

## #15 Michael Neustifter, DH/C

### 2017 Season/Career Highs

H	3	vs. Missouri State	March 7
R	2	last time vs. Missouri State	March 7
RBI	3	vs. Missouri State	March 7
BB	1	last time vs. TCU	March 25
SO	3	vs. TCU	March 26
SB	n/a		

## #28 Trey Riley, RHP

### 2017 Season/Career Highs

IP	0.2	vs. Kansas State	April 7
H	3	vs. Saint Louis	March 1
ER	4	vs. Saint Louis	March 1
BB	1	last time vs. Kansas State	April 7
SO	2	vs. Kansas State	April 7

## #2 Andrew Rosa, INF

### 2017 Season Highs

H	2	last time vs. Northwestern State	March 19
R	2	last time vs. Kansas State	April 9
RBI	2	last time vs. New Mexico	March 15
BB	1	last time vs. Kansas State	April 9
SO	2	last time vs. Kansas	April 14
SB	2	vs. West Virginia	March 31

### Career Highs

H	3	vs. Wichita State	3/22/16
R	3	vs. Alcorn State	2/18/14
RBI	2	last time vs. Arizona	March 4
BB	2	last time vs. Michigan	3/19/16
SO	4	vs. Missouri State	3/8/16
SB	2	vs. West Virginia	March 31

## #6 Parker Scott, LHP

### 2017 Season/Career Highs

IP	3.1	vs. Arizona	March 4
H	5	vs. Arizona	March 4
ER	3	vs. Arizona	March 4
BB	1	last time vs. Texas State	Feb. 25
SO	3	vs. Arizona	March 4

## #24 Colin Simpson, DH/C

### 2017 Season Highs

H	4	vs. Kansas State	April 8
R	3	vs. West Virginia	April 2
RBI	4	vs. Kansas State	April 8
BB	2	last time vs. Kansas	April 13
SO	3	vs. Kansas	April 15
SB	1	last time vs. Central Arkansas	April 11

### Career Highs

H	4	vs. Kansas State	April 8
R	3	vs. West Virginia	April 2
RBI	4	vs. Kansas State	April 8
BB	2	last time vs. Central Arkansas	April 11
SO	4	vs. TCU	4/24/16
SB	1	last time vs. Central Arkansas	April 11

## #36 Max Simpson, RHP

### 2017 Season/Career Highs

IP	1.0	last time vs. Northwestern State	March 19
H	2	last time vs. Kansas State	April 7
ER	2	vs. West Virginia	April 2
BB	2	last time vs. Kansas State	April 7
SO	2	last time vs. Northwestern State	March 19

## #8 Ryan Sluder, OF

### 2017 Season Highs

H	2	last time vs. Kansas	April 15
R	3	vs. Texas State	Feb. 26
RBI	2	last time vs. Northwestern State	March 19
BB	2	last time vs. New Mexico	March 14
SO	3	last time vs. West Virginia	April 1
SB	2	vs. Texas State	Feb. 26

### Career Highs

H	4	vs. Kansas State	3/28/15
R	3	last time vs. Texas State	Feb. 24
RBI	3	vs. Dallas Baptist	4/21/15
BB	2	last time vs. New Mexico	March 14
SO	3	last time vs. West Virginia	April 1
SB	2	vs. Texas State	Feb. 26

## #19 Carson Teel, LHP

### 2017 Season/Career Highs

IP	7.0	vs. Missouri State	March 7
H	7	vs. Grand Canyon	Feb. 20
ER	4	vs. Kansas State	April 7
BB	3	vs. Kansas State	April 7
SO	10	vs. Missouri State	March 7

## #35 C.J. Varela, RHP

### 2017 Season/Career Highs

IP	5.0	vs. Wichita State	April 5
H	4	vs. Central Arkansas	April 11
ER	3	last time vs. Central Arkansas	April 11
BB	3	last time vs. Central Arkansas	April 11
SO	4	last time vs. Wichita State	April 5

## #17 Travis Wacker, C

### 2017 Season/Career Highs

H	3	last time vs. Texas State	Feb. 25
R	2	vs. Arizona State	Feb. 21
RBI	3	last time vs. Texas State	Feb. 24
BB	2	vs. Arizona State	Feb. 21
SO	4	vs. Kansas State	April 9
SB	n/a		

## #22 Dustin Williams, 1B

### 2017 Season Highs

H	2	last time vs. Central Arkansas	April 11
R	2	last time vs. Texas State	Feb. 24
RBI	2	vs. West Virginia	April 2
BB	3	last time vs. Nebraska	March 3
SO	3	last time vs. Kansas	April 15
SB	1	vs. Wichita State	April 5

### Career Highs

H	4	vs. Texas Tech	4/25/15
R	3	last time vs. TCU	4/24/16
RBI	5	last time vs. North Carolina	2/27/16
BB	4	vs. Michigan	5/15/15
SO	4	last time vs. Michigan	3/19/16
SB	1	last time vs. Wichita State	April 5

## #31 Matt Wilson, LHP

### 2017 Season Highs

IP	1.0	last time vs. Northwestern State	March 19
H	2	vs. Saint Louis	March 1
ER	2	vs. Saint Louis	March 1
BB	1	vs. Saint Louis	March 1
SO	2	vs. South Dakota State	March 12

### Career Highs

IP	1.0	last time vs. Northwestern State	March 19
H	5	vs. Abilene Christian	3/13/14
ER	4	vs. Abilene Christian	3/13/14
BB	1	vs. Saint Louis	March 1
SO	2	last time vs. South Dakota State	March 12





# PLAYER CAREER STATISTICS

## Battenfield, Blake

Year	avg	gp-gs	ab	r	h	2b	3b	hr	rbi	tb	slg%	bb	hbp	so	gdp	ob%	sf	sh	sb-att	po	a	e	fld%
2014	.000	0-0	0	0	0	0	0	0	0	0	.000	0	0	0	0	.000	0	0	0-0	2	11	0	1.000
2015	.000	0-0	0	0	0	0	0	0	0	0	.000	0	0	0	0	.000	0	0	0-0	0	3	0	1.000
2016	.000	0-0	0	0	0	0	0	0	0	0	.000	0	0	0	0	.000	0	0	0-0	1	5	0	1.000
2017	.000	0-0	0	0	0	0	0	0	0	0	.000	0	0	0	0	.000	0	0	0-0	4	8	1	.923
TOTAL	.000	0-0	0	0	0	0	0	0	0	0	.000	0	0	0	0	.000	0	0	0-0	7	27	1	.971

Year	era	w-l	app	gs	cg	sho	sv	ip	h	r	er	bb	so	2b	3b	hr	bf	bavg	wp	hbp	bk	sfa	sha
2014	1.69	4-0	27	0	0	0/2	0	53.1	42	11	10	20	38	9	1	0	217	.218	5	1	0	0	3
2015	3.60	0-1	6	2	0	0/0	0	15.0	12	6	6	9	12	1	1	1	66	.218	0	0	0	2	0
2016	3.68	1-1	24	0	0	0/0	2	29.1	32	18	12	16	16	3	0	1	136	.291	0	3	0	3	4
2017	5.60	2-2	14	5	0	0/1	3	35.1	40	24	22	18	31	11	0	3	164	.282	2	2	0	0	2
TOTAL	3.38	7-4	71	7	0	0/3	5	133.0	126	59	50	63	97	24	2	5	583	.252	7	6	0	5	9

## Benge, Garrett

Year	avg	gp-gs	ab	r	h	2b	3b	hr	rbi	tb	slg%	bb	hbp	so	gdp	ob%	sf	sh	sb-att	po	a	e	fld%
2016	.292	65-63	240	37	70	16	3	4	40	104	.433	33	3	47	4	.380	3	0	7-8	42	100	9	.940
2017	.299	36-36	134	27	40	8	3	8	39	78	.582	28	4	23	1	.426	3	0	2-4	27	58	12	.876
TOTAL	.294	101-99	374	64	110	24	6	12	79	182	.487	61	7	70	5	.397	6	0	9-12	69	158	21	.915

## Buffett, Tyler

Year	avg	gp-gs	ab	r	h	2b	3b	hr	rbi	tb	slg%	bb	hbp	so	gdp	ob%	sf	sh	sb-att	po	a	e	fld%
2014	.000	1-1	0	0	0	0	0	0	0	0	.000	0	0	0	0	.000	0	0	0-0	2	5	1	.875
2015	.000	0-0	0	0	0	0	0	0	0	0	.000	0	0	0	0	.000	0	0	0-0	4	9	0	1.000
2016	.000	0-0	0	0	0	0	0	0	0	0	.000	0	0	0	0	.000	0	0	0-0	7	19	0	1.000
2017	.000	8-8	0	0	0	0	0	0	0	0	.000	0	0	0	0	.000	0	0	0-0	8	9	0	1.000
TOTAL	.000	9-9	0	0	0	0	0	0	0	0	.000	0	0	0	0	.000	0	0	0-0	21	42	1	.984

Year	era	w-l	app	gs	cg	sho	sv	ip	h	r	er	bb	so	2b	3b	hr	bf	bavg	wp	hbp	bk	sfa	sha
2014	2.95	2-1	14	10	0	0/1	0	55.0	52	21	18	24	36	5	1	1	240	.249	2	5	2	0	2
2015	3.65	3-3	19	3	0	0/1	0	44.1	56	20	18	7	32	6	1	1	189	.324	1	3	0	1	5
2016	2.81	9-3	37	5	0	0/5	9	83.1	70	32	26	32	76	12	0	0	353	.229	5	7	0	1	7
2017	4.12	5-2	9	9	1	0/1	0	54.2	53	27	25	12	50	7	1	2	235	.248	7	6	0	1	1
TOTAL	3.30	19-9	79	27	1	0/8	9	237.1	231	100	87	75	194	30	3	4	1017	.256	15	21	2	3	15

## Chappell, Jacob

Year	avg	gp-gs	ab	r	h	2b	3b	hr	rbi	tb	slg%	bb	hbp	so	gdp	ob%	sf	sh	sb-att	po	a	e	fld%
2015	.250	55-51	144	33	36	4	2	0	21	44	.306	32	4	39	1	.400	0	16	6-6	47	123	15	.919
2016	.190	36-11	42	3	8	0	0	0	4	8	.190	4	0	12	1	.255	1	5	2-2	25	58	3	.965
2017	.182	28-16	44	12	8	0	1	0	2	10	.227	10	1	16	0	.345	0	4	1-1	23	43	3	.957
TOTAL	.226	119-78	230	48	52	4	3	0	27	62	.270	46	5	67	2	.365	1	25	9-9	95	224	21	.938

## Cobb, Trey

Year	avg	gp-gs	ab	r	h	2b	3b	hr	rbi	tb	slg%	bb	hbp	so	gdp	ob%	sf	sh	sb-att	po	a	e	fld%
2014	.000	0-0	0	0	0	0	0	0	0	0	.000	0	0	0	0	.000	0	0	0-0	2	6	2	.800
2015	.000	1-1	0	0	0	0	0	0	0	0	.000	0	0	0	0	.000	0	0	0-0	8	12	0	1.000
2016	.000	6-6	0	0	0	0	0	0	0	0	.000	0	0	0	0	.000	0	0	0-0	5	14	1	.950
TOTAL	.000	7-7	0	0	0	0	0	0	0	0	.000	0	0	0	0	.000	0	0	0-0	15	32	3	.940

Year	era	w-l	app	gs	cg	sho	sv	ip	h	r	er	bb	so	2b	3b	hr	bf	bavg	wp	hbp	bk	sfa	sha
2014	3.12	0-0	18	1	0	0/0	0	34.2	37	19	12	18	28	3	1	1	164	.266	0	3	1	0	4
2015	2.61	5-2	31	0	0	0/2	2	58.2	48	18	17	19	53	6	1	1	246	.221	8	6	1	0	4
2016	3.09	4-7	24	12	0	0/3	6	81.2	81	34	28	32	100	10	1	6	358	.260	4	6	1	1	6
2017	1.80	0-0	7	0	0	0/0	1	10.0	8	4	2	4	14	1	0	0	43	.211	2	1	0	0	0
TOTAL	2.87	9-9	80	13	0	0/5	9	185.0	174	75	59	73	195	20	3	8	811	.246	14	16	3	1	14



# PLAYER CAREER STATISTICS

## Cowan, Jake

Year	avg	gp-gs	ab	r	h	2b	3b	hr	rbi	tb	slg%	bb	hbp	so	gdp	ob%	sf	sh	sb-att	po	a	e	fld%
2016	.000	0-0	0	0	0	0	0	0	0	0	.000	0	0	0	0	.000	0	0	0-0	0	3	0	1.000
2017	.000	0-0	0	0	0	0	0	0	0	0	.000	0	0	0	0	.000	0	0	0-0	0	4	0	1.000
TOTAL	.000	0-0	0	0	0	0	0	0	0	0	.000	0	0	0	0	.000	0	0	0-0	0	7	0	1.000

Year	era	w-l	app	gs	cg	sho	sv	ip	h	r	er	bb	so	2b	3b	hr	bf	bavg	wp	hbp	bk	sfa	sha
2016	3.72	0-1	7	0	0	0/0	0	9.2	6	4	4	8	12	1	1	0	43	.176	0	0	1	1	0
2017	1.80	2-0	15	0	0	0/1	2	25.0	17	5	5	12	30	2	0	1	104	.193	1	1	0	1	2
TOTAL	2.34	2-1	22	0	0	0/1	2	34.2	23	9	9	20	42	3	1	1	147	.189	1	1	1	2	2

## Elliott, Jensen

Year	avg	gp-gs	ab	r	h	2b	3b	hr	rbi	tb	slg%	bb	hbp	so	gdp	ob%	sf	sh	sb-att	po	a	e	fld%
2016	.000	0-0	0	0	0	0	0	0	0	0	.000	0	0	0	0	.000	0	0	0-0	4	22	2	.929
2017	.000	0-0	0	0	0	0	0	0	0	0	.000	0	0	0	0	.000	0	0	0-0	1	5	1	.857
TOTAL	.000	0-0	0	0	0	0	0	0	0	0	.000	0	0	0	0	.000	0	0	0-0	5	27	3	.914

Year	era	w-l	app	gs	cg	sho	sv	ip	h	r	er	bb	so	2b	3b	hr	bf	bavg	wp	hbp	bk	sfa	sha
2016	3.50	9-3	17	17	1	0/2	0	87.1	83	37	34	35	71	15	0	4	385	.248	10	8	0	3	4
2017	3.63	3-0	4	4	0	0/0	0	22.1	24	13	9	7	26	5	0	0	96	.276	1	0	0	1	1
TOTAL	3.53	12-3	21	21	1	0/2	0	109.2	107	50	43	42	97	20	0	4	481	.254	11	8	0	4	5

## Lienhard, Joe

Year	avg	gp-gs	ab	r	h	2b	3b	hr	rbi	tb	slg%	bb	hbp	so	gdp	ob%	sf	sh	sb-att	po	a	e	fld%
2016	.000	0-0	0	0	0	0	0	0	0	0	.000	0	0	0	0	.000	0	0	0-0	0	1	0	1.000
2017	.000	0-0	0	0	0	0	0	0	0	0	.000	0	0	0	0	.000	0	0	0-0	3	6	0	1.000
TOTAL	.000	0-0	0	0	0	0	0	0	0	0	.000	0	0	0	0	.000	0	0	0-0	3	7	0	1.000

Year	era	w-l	app	gs	cg	sho	sv	ip	h	r	er	bb	so	2b	3b	hr	bf	bavg	wp	hbp	bk	sfa	sha
2016	3.38	1-0	15	2	0	0/1	0	18.2	14	10	7	12	18	2	1	0	80	.209	0	0	0	0	1
2017	3.48	2-0	14	3	0	0/1	0	31.0	29	13	12	17	31	4	0	1	140	.250	2	3	0	0	3
TOTAL	3.44	3-0	29	5	0	0/2	0	49.2	43	23	19	29	49	6	1	1	220	.235	2	3	0	0	4

## Littell, Jon

Year	avg	gp-gs	ab	r	h	2b	3b	hr	rbi	tb	slg%	bb	hbp	so	gdp	ob%	sf	sh	sb-att	po	a	e	fld%
2015	.226	30-23	93	18	21	4	0	0	15	25	.269	8	1	23	1	.286	3	0	2-3	47	0	1	.979
2016	.258	58-57	198	28	51	9	1	2	23	68	.343	20	2	43	2	.332	0	8	4-6	83	5	0	1.000
2017	.284	27-25	88	15	25	5	1	3	21	41	.466	16	1	27	0	.396	1	2	0-0	34	2	1	.973
TOTAL	.256	115-105	379	61	97	18	2	5	59	134	.354	44	4	93	3	.336	4	10	6-9	164	7	2	.988

## McCain, Garrett

Year	avg	gp-gs	ab	r	h	2b	3b	hr	rbi	tb	slg%	bb	hbp	so	gdp	ob%	sf	sh	sb-att	po	a	e	fld%
2015	.319	30-18	72	18	23	3	1	0	13	28	.389	11	9	17	0	.467	0	4	7-7	5	0	0	1.000
2016	.203	43-21	74	22	15	3	0	0	6	18	.243	17	5	18	1	.385	0	3	11-13	47	0	1	.979
2017	.368	36-36	136	37	50	7	3	3	23	72	.529	21	11	24	0	.485	1	3	13-13	54	1	1	.982
TOTAL	.312	109-75	282	77	88	13	4	3	42	118	.418	49	25	59	1	.454	1	10	31-33	106	1	2	.982

## Rosa, Andrew

Year	avg	gp-gs	ab	r	h	2b	3b	hr	rbi	tb	slg%	bb	hbp	so	gdp	ob%	sf	sh	sb-att	po	a	e	fld%
2014	.243	21-9	37	9	9	1	0	1	6	13	.351	6	0	11	0	.349	0	1	2-2	7	18	2	.926
2015	.333	9-0	9	2	3	1	0	1	2	7	.778	2	0	2	0	.455	0	0	0-0	1	2	1	.750
2016	.257	33-15	70	12	18	2	0	0	11	20	.286	10	5	14	1	.388	0	1	3-5	50	2	0	1.000
2017	.239	32-29	109	19	26	7	1	3	14	44	.404	11	6	21	1	.341	0	2	7-9	112	47	2	.988
TOTAL	.249	95-53	225	42	56	11	1	5	33	84	.373	29	11	48	2	.362	0	4	12-16	170	69	5	.980



# PLAYER CAREER STATISTICS

## Simpson, Colin

Year	avg	gp-gs	ab	r	h	2b	3b	hr	rbi	tb	slg%	bb	hbp	so	gdp	ob%	sf	sh	sb-att	po	a	e	fld%
2016	.212	32-17	85	15	18	3	1	2	9	29	.341	10	1	31	0	.302	0	0	0-0	36	9	1	.978
2017	.315	32-27	111	17	35	3	0	8	29	62	.559	18	0	24	3	.405	2	0	3-3	114	15	0	1.000
TOTAL	.270	64-44	196	32	53	6	1	10	38	91	.464	28	1	55	3	.361	2	0	3-3	150	24	1	.994

## Simpson, Max

Year	avg	gp-gs	ab	r	h	2b	3b	hr	rbi	tb	slg%	bb	hbp	so	gdp	ob%	sf	sh	sb-att	po	a	e	fld%
2017	.000	0-0	0	0	0	0	0	0	0	0	.000	0	0	0	0	.000	0	0	0-0	0	1	0	1.000
TOTAL	.000	0-0	0	0	0	0	0	0	0	0	.000	0	0	0	0	.000	0	0	0-0	0	1	0	1.000

Year	era	w-l	app	gs	cg	sho	sv	ip	h	r	er	bb	so	2b	3b	hr	bf	bavg	wp	hbp	bk	sfa	sha
2016	9.00	0-0	3	0	0	0/0	0	2.0	3	2	2	1	2	0	0	0	11	.333	0	1	0	0	0
2017	8.10	0-0	5	0	0	0/0	0	3.1	5	3	3	5	5	0	1	0	20	.333	1	0	0	0	0
TOTAL	8.44	0-0	8	0	0	0/0	0	5.1	8	5	5	6	7	0	1	0	31	.333	1	1	0	0	0

## Sluder, Ryan

Year	avg	gp-gs	ab	r	h	2b	3b	hr	rbi	tb	slg%	bb	hbp	so	gdp	ob%	sf	sh	sb-att	po	a	e	fld%
2014	.284	35-14	67	11	19	1	0	0	7	20	.299	8	0	10	0	.360	0	2	1-3	26	1	1	.964
2015	.309	50-44	162	36	50	14	0	6	22	82	.506	23	2	34	0	.401	0	7	5-7	66	0	0	1.000
2016	.197	53-51	183	31	36	9	1	4	19	59	.322	15	6	47	4	.278	1	10	7-8	81	1	0	1.000
2017	.239	27-23	88	24	21	7	0	1	12	31	.352	14	1	26	1	.343	2	6	8-8	38	0	2	.950
TOTAL	.252	165-132	500	102	126	31	1	11	60	192	.384	60	9	117	5	.341	3	25	21-26	211	2	3	.986

## Teel, Carson

Year	avg	gp-gs	ab	r	h	2b	3b	hr	rbi	tb	slg%	bb	hbp	so	gdp	ob%	sf	sh	sb-att	po	a	e	fld%
2016	.000	0-0	0	0	0	0	0	0	0	0	.000	0	0	0	0	.000	0	0	0-0	0	2	0	1.000
2017	.000	0-0	0	0	0	0	0	0	0	0	.000	0	0	0	0	.000	0	0	0-0	5	5	0	1.000
TOTAL	.000	0-0	0	0	0	0	0	0	0	0	.000	0	0	0	0	.000	0	0	0-0	5	7	0	1.000

Year	era	w-l	app	gs	cg	sho	sv	ip	h	r	er	bb	so	2b	3b	hr	bf	bavg	wp	hbp	bk	sfa	sha
2016	2.70	1-0	17	0	0	0/1	0	16.2	15	11	5	10	17	1	0	2	76	.234	4	1	0	0	1
2017	3.92	2-3	14	3	0	0/0	1	39.0	35	21	17	10	49	8	0	7	165	.233	2	2	0	0	3
TOTAL	3.56	3-3	31	3	0	0/1	1	55.2	50	32	22	20	66	9	0	9	241	.234	6	3	0	0	4

## Williams, Dustin

Year	avg	gp-gs	ab	r	h	2b	3b	hr	rbi	tb	slg%	bb	hbp	so	gdp	ob%	sf	sh	sb-att	po	a	e	fld%
2014	.216	45-23	102	20	22	1	4	3	21	40	.392	25	0	31	0	.367	1	0	2-2	99	1	0	1.000
2015	.276	57-53	192	37	53	11	4	6	38	90	.469	37	1	59	3	.396	0	2	5-6	496	44	3	.994
2016	.218	63-63	220	32	48	5	1	14	42	97	.441	34	0	81	0	.320	2	0	4-6	564	32	6	.990
2017	.253	29-22	83	14	21	3	1	2	11	32	.386	21	1	34	1	.410	0	0	1-2	182	13	4	.980
TOTAL	.241	194-161	597	103	144	20	10	25	112	259	.434	117	2	205	4	.366	3	2	12-16	1341	90	13	.991

## Wilson, Matt

Year	avg	gp-gs	ab	r	h	2b	3b	hr	rbi	tb	slg%	bb	hbp	so	gdp	ob%	sf	sh	sb-att	po	a	e	fld%
2017	.000	0-0	0	0	0	0	0	0	0	0	.000	0	0	0	0	.000	0	0	0-0	1	0	0	1.000
TOTAL	.000	0-0	0	0	0	0	0	0	0	0	.000	0	0	0	0	.000	0	0	0-0	1	0	0	1.000

Year	era	w-l	app	gs	cg	sho	sv	ip	h	r	er	bb	so	2b	3b	hr	bf	bavg	wp	hbp	bk	sfa	sha
2014	27.00	0-0	2	0	0	0/0	0	2.0	7	6	6	0	4	1	0	0	15	.500	1	1	0	0	0
2016	0.00	0-0	1	0	0	0/1	0	1.0	1	0	0	0	0	0	0	0	3	.333	0	0	0	0	0
2017	7.71	0-1	5	0	0	0/0	0	2.1	4	2	2	1	3	2	0	0	12	.400	0	1	0	0	0
TOTAL	13.50	0-1	8	0	0	0/1	0	5.1	12	8	8	1	7	3	0	0	30	.444	1	2	0	0	0



## The Last Time...

### A Cowboy Hitter Had...

8+ At Bats in a Game:	Gage Green & Corey Hassel (8) vs. Texas, April 3, 2015
5+ Hits in a Game:	Garrett McCain (5) vs. Kansas, April 13, 2017
6 Runs in a Game:	Gage Green (tied school record) vs. Alcorn State, March 11, 2015
5 Runs in a Game:	Dean Green vs. Alabama A&M, March 23, 2010 (Game 2)
3 Doubles in a Game:	Donnie Walton vs. Oakland, Feb. 22, 2014 (Game 1)
2 Triples in a Game:	Dane Phillips vs. Arkansas-Pine Bluff, March 22, 2011
A Grand Slam:	Corey Hassel vs. Clemson, June 5, 2016
A Pinch-Hit Home Run:	Andrew Rosa vs. Texas Tech, April 5, 2014
Hit For the Cycle:	J.R. Davis vs. West Virginia, April 3, 2016
10 RBI in a Game:	Jason Heath vs. Kansas State, April 24, 1993
9 RBI in a Game:	Robbie Rea vs. Alabama A&M, March 10, 2012 (Game 1)
8 RBI in a Game:	Adam Carr vs. Kansas, May 22, 2005
7 RBI in a Game:	Kevin David vs. Arkansas-Pine Bluff, April 14, 2009 (Game 2)
6 RBI in a Game:	Zach Fish vs. Oklahoma, May 21, 2014
5 RBI in a Game:	Jon Littell vs. Northwestern State, March 19, 2017
10+ Total Bases:	J.R. Davis vs. West Virginia, April 3, 2016
5 Walks in a Game:	Corey Brown vs. Texas Tech, May 11, 2007
4 Walks in a Game:	Dustin Williams vs. Michigan, May 15, 2015
4 Strikeouts in a Game:	Travis Wacker vs. Kansas State, April 9, 2017
Stole Home:	Garrett McCain vs. Central Arkansas, April 11, 2017
4 Stolen Bases in a Game:	Garrett McCain vs. Incarnate Word, March 1, 2016
3 Stolen Bases in a Game:	Gage Green vs. Southeastern Oklahoma State, March 20, 2013
3 HRs in a Game:	Robbie Rea vs. Alabama A&M, March 10, 2012 (Game 1)
2 HRs in a Game:	Colin Simpson vs. West Virginia, April 2, 2017*
HRs in Consecutive At Bats:	Colin Simpson vs. West Virginia (6th & 8th innings), April 2, 2017*
Inside-the-Park Home Run:	Kevin Bradley vs. Alcorn State, March 11, 2015
2 Hits in an Inning:	Garrett Bengel vs. Texas State, (3rd inn.), Feb. 24, 2017
3 Hits in an Inning:	Toby Rhodes vs. Grambling, Feb. 11, 2000 (Tied for NCAA Record)
3 HBP in a Game:	Rafael Thomas vs. Western Illinois, March 18, 2009 (Game 2)
Led Off Game with HR:	Devin Shines vs. Texas Tech, May 21, 2011
Walk-Off Home Run:	Ryan Sluder vs. Dallas Baptist, April 21, 2015

### A Cowboy Pitcher Had...

A Complete Game:	Tyler Buffett vs. West Virginia, March 31, 2017
A Complete Game (7 Innings):	Jason Hursh vs. NJIT, Feb. 23, 2013 (Game 1 - run-rule)
A Complete Game by a Freshman:	Jensen Elliott vs. West Virginia, April 3, 2016
Four-Straight Complete Games:	Spencer Grogan vs. Kansas State 4/25; Kansas 4/17; Baylor 4/11; Texas A&M 4/3, 2004
Consecutive Complete Games:	Thomas Hatch vs. TCU, April 22, 2016; vs. Texas, April 30, 2016; vs. Prairie View A&M, May 6, 2016
Consecutive Complete Games (7 Innings):	Matt Smith at Baylor (9), April 18, 1998; vs. Nebraska (7), April 24, 1998
A Shutout:	Thomas Hatch vs. Prairie View A&M, May 6, 2016
A Shutout (7 Innings):	Frank Bludau vs. Kansas, March 19, 2000
Consecutive Shutouts:	Thomas Hatch vs. TCU, April 22, 2016; vs. Texas, April 30, 2016; vs. Prairie View A&M, May 6, 2016
A Combined Shutout:	Joe Lienhard (6.1), C.J. Varela (0.2) & Brady Basso (2.0) vs. New Mexico, March 15, 2017*
A Combined Shutout (7 Innings):	Andrew Oliver (5), Brandon Adams (0.1) & Justin Friend (1.2) vs. Texas Tech, May 13, 2007
A Shutout by a Freshman:	Matt Smith vs. Nebraska, April 24, 1998
Hit Four Batters in a Game:	Matt Gardner vs. La Salle, Feb. 16, 2007
A Three-Pitch Inning:	Rick Rivas (5th inn.) vs. Dallas Baptist, April 11, 2006
Had 10+ Strikeouts in a Game:	Carson Teel (10) vs. Missouri State, March 7, 2017
A 1-Hit Game:	Matt Smith vs. Nebraska, April 24, 1998
A Combined 1-Hit Game:	Blake Battenfield (7.0), Jake Cowan (1.1), Cole Hearrean (0.1) & Jonathan Heasley (0.1) vs. New Mexico, March 14, 2017
A No-Hitter:	Bob Richardson vs. Houston, March 26, 1968
A No-Hitter (7 Innings):	Joe Giordanella vs. Oklahoma, April 1, 1985
A Combined No-Hitter:	Jason Bell (5.2), Brent Nichols (1.1), Rob Gaiko (1) & Marcus Cuper (1) vs. Missouri Southern, March 16, 1993





## The Last Time...

### Oklahoma State (The Team)...

Scored 30+ Runs:	30 vs. Western Illinois, March 18, 2009 (Game 1)
Scored 20+ Runs:	24 vs. Oklahoma, April 7, 2015
Scored 10+ Runs in an Inning:	12 (6th inn.) vs. Alabama A&M, March 23, 2010 (Game 2)
<i>Had 20+ Hits:</i>	<i>22 vs. Arizona State, Feb. 21, 2017</i>
Had 7+ Doubles:	10 vs. Minnesota, March 6, 2011
Did Not Strikeout:	vs. Kansas, May 2, 2010
Had 4+ Triples:	4 vs. Arkansas-Pine Bluff, March 23, 2011
Had 10+ HRs:	11 vs. Chicago State, Feb. 24, 1999
Had 8 HRs:	8 vs. Kansas, April 15, 2006
<i>Had 10+ Walks:</i>	<i>10 vs. Saint Louis, March 1, 2017*</i>
Had 10+ Stolen Bases:	11 vs. Wichita State, April 27, 1956
Allowed Less Than Three Hits:	1 vs. Kansas, May 21, 2016
<i>Was Shut Out:</i>	<i>vs. Grand Canyon, Feb. 20, 2017</i>
Was Shut Out at Home:	vs. Oral Roberts, April 12, 2016
<i>Was Shut Out On The Road:</i>	<i>vs. Grand Canyon, Feb. 20, 2017</i>
<i>Had Back-to-Back Homers:</i>	<i>Garrett McCain and Ryan Sluder (7th inn.) vs. Arizona, March 4, 2017</i>
Had Three Consecutive Homers:	Ty Wright/Shelby Ford/Tyler Mach vs. Western Illinois, Feb. 24, 2006
<i>Struck Out 15+ Times:</i>	<i>18 vs. Kansas, April 15, 2017</i>
Turned a Triple Play:	vs. Cal State Fullerton, May 31, 2014
Was Held to 2 or Less Hits:	2 vs. Michigan, March 19, 2016
<i>Committed 4+ Errors in a Game:</i>	<i>4 vs. South Dakota State, March 12, 2017</i>
Won Both Games of a Doubleheader:	vs. Kansas, May 20, 2016
Lost Both Games of a Doubleheader:	vs. Texas, April 14, 2012

### An Opponent...

Threw a No-Hitter:	Nick Schmidt (6), Brian McLelland (1) and Devin Collis (2), Arkansas, Feb. 11, 2006
Threw a One-Hitter:	B.R. Cook, Oregon State, Feb. 18, 1999
Hit 3 HRs:	Charlie Llewellyn, Texas-Arlington, March 10, 1993
Hit 2 HRs:	Jackson Cramer, West Virginia, April 1, 2016
Had Back-to-Back HRs:	Evan Skoug/Luken Baker (8th inn.), TCU, May 26, 2016
<i>Hit a Grand-Slam:</i>	<i>Jake Scudder (2nd inn.), Kansas State, April 7, 2017*</i>
Had 5+ Hits in a Game:	Kyle Giusti (5), Abilene Christian, March 13, 2014
Had 6+ RBI in a Game:	Michael Davis (7), Texas Tech, April 10, 2016
Scored 10+ Runs in an Inning:	UCLA (10 in the 6th inn.), May 26, 1997
<i>Had a Pinch-Hit Home Run:</i>	<i>Lenni Kunert, Northwestern State, March 19, 2017*</i>
Pitched a Complete Game:	Shane Bieber, UC Santa Barbara, June 18, 2016
<i>Had 10+ Strikeouts in a Game:</i>	<i>Jackson Goddard (13), Kansas, April 15, 2017*</i>

italics — occurred during 2017 season

\* — most recent occurrence in 2017