

OKLAHOMA STATE FOOTBALL • 2017 CAMPING WORLD BOWL GUIDE

MASON RUDOLPH

JAMES WASHINGTON

DeQUINTON OSBORNE

TRE FLOWERS

JUSTICE HILL



HEAD COACH MIKE GUNDY

13TH SEASON • 112-53

EVIDENCE OF OKLAHOMA STATE'S RISE ON BOTH THE BIG 12 AND NATIONAL LEVELS DURING MIKE GUNDY'S TENURE AS HEAD COACH IS EVERYWHERE. CONSIDER THE FOLLOWING:

- OSU IS ONE OF ONLY FIVE SCHOOLS TO APPEAR IN EVERY SET OF COLLEGE FOOTBALL PLAYOFF RANKINGS SINCE 2015, JOINING ALABAMA, CLEMSON, OHIO STATE AND OKLAHOMA.
- SINCE 2010, OKLAHOMA STATE HAS FIVE SEASONS WITH AT LEAST 10 WINS (WITH A CHANCE AT A SIXTH THIS YEAR), AN OUTRIGHT BIG 12 TITLE (2011) AND A SHARE OF THE BIG 12 SOUTH TITLE (2010). THE COWBOYS REACHED THE TOP 10 OF THE ASSOCIATED PRESS POLL IN 2008, 2009, 2010, 2011, 2013, 2015, 2016 AND 2017.
- GUNDY HAS COACHED THE COWBOYS TO FOUR NEW YEAR'S SIX BOWL GAMES SINCE 2010. THE POKES APPEARED IN THE 2010 COTTON BOWL, THE 2012 FIESTA BOWL, THE 2014 COTTON BOWL AND THE 2016 SUGAR BOWL.
- OKLAHOMA STATE HAS BEEN RANKED IN THE TOP 15 OF THE ASSOCIATED PRESS POLL IN NINE OF THE LAST 10 SEASONS AND HAS POSTED 10-WIN SEASONS FIVE OF THE LAST EIGHT YEARS, WITH A CHANCE AT A SIXTH 10-WIN SEASON STILL IN PLAY THIS YEAR. ONLY ONCE HAS OSU FINISHED LOWER THAN THIRD IN THE BIG 12 SINCE 2009.
- THE COWBOYS HAVE AVERAGED 9.6 WINS PER YEAR SINCE 2010 AND RANK 11TH NATIONALLY WITH 77 WINS THIS DECADE.
- SINCE 2010, THE COWBOYS HAVE AVERAGED 41.2 POINTS AND 498.2 YARDS OF TOTAL OFFENSE PER GAME. OKLAHOMA STATE HAS RANKED IN THE TOP 10 NATIONALLY IN SCORING OFFENSE FIVE TIMES DURING GUNDY'S TENURE AS HEAD COACH AND HAVE RANKED IN THE TOP 10 NATIONALLY IN TOTAL OFFENSE SIX TIMES. THE COWBOYS LED THE NATION IN TURNOVER MARGIN IN 2011 AND HAVE RANKED IN THE TOP 10 NATIONALLY IN THAT CATEGORY IN THREE OF THE PAST FIVE SEASONS.



2006 PETROSUN INDEPENDENCE BOWL



2007 INSIGHT BOWL



2008 PACIFIC LIFE HOLIDAY BOWL



2010 AT&T COTTON BOWL CLASSIC



2010 VALERO ALAMO BOWL



2012 TOSTITOS FIESTA BOWL



2013 HEART OF DALLAS BOWL




2014 AT&T COTTON BOWL CLASSIC



2015 TICKETCITY CACTUS BOWL



2016 ALLSTATE SUGAR BOWL



2016 VALERO ALAMO BOWL



2017 CAMPING WORLD BOWL



CONTENTS AND QUICK FACTS

QUICK FACTS

UNIVERSITY INFORMATION

Location	Stillwater, OK
Founded	Dec. 25, 1890
Colors	Orange and Black
Enrollment	25,594
Conference	Big 12
Team Name	Cowboys
Mascot	Pistol Pete
President	V. Burns Hargis
Athletic Director	Mike Holder
Faculty Athletic Rep	Stephen Clarke
Athletic Web Site	www.okstate.com
University Web Site	www.okstate.edu

FOOTBALL INFORMATION

2017 Record	9-3
2017 Conference Record	6-3
2017 Big 12 Finish	Third

STADIUM INFORMATION

Home Facility	Boone Pickens Stadium
Capacity	56,790
Surface	AstroTurf
Field Opening	1913
Stadium Opening	1920
Rededication	2009

HEAD COACH AT A GLANCE

Head Coach	Mike Gundy
Alma Mater	Oklahoma State, 1990
Career Record	113-53/13th Year
OSU Record	Same
Big 12 Record	69-42

FOOTBALL STAFF

Joe Bob Clements	Defensive Line
Tim Duffie	Cornerbacks
Kasey Dunn	Receivers
Dan Hammerschmidt	Safeties
Josh Henson	Offensive Line
Jason McEndoo	Cowboy Backs
Glenn Spencer	Defensive Coordinator/LB
John Wozniak	Running Backs
Mike Yurcich	Offensive Coordinator/QB
--	
Bill Clay	Analyst
A.J. Ricker	Analyst
Brian VanGorder	Analyst
Carson Cramer	Graduate Assistant
Steve Hauser	Graduate Assistant
Remington Rebstock	Graduate Assistant
Andre Sexton	Graduate Assistant
Morris Berger	Quality Control
Will Wright	Quality Control



2017 SCHEDULE

AUG. 31	TULSA	W	59-24
Sept. 8	at South Alabama	W	44-7
Sept. 16	at Pittsburgh	W	59-21
Sept. 23	No. 16 TCU	L	31-44
Sept. 30	at Texas Tech	W	41-34
OCT. 14	BAYLOR	W	59-16
Oct. 21	at Texas	Wot	13-10
Oct. 28	at No. 22 West Virginia	W	50-39
NOV. 4	NO. 8 OKLAHOMA	L	52-62
Nov. 11	at No. 24 Iowa State	W	49-42
NOV. 18	KANSAS STATE	L	40-45
NOV. 25	KANSAS	W	58-17
Dec. 28	vs. Virginia Tech	-	4:15 pm CT

ATHLETICS COMMUNICATIONS TRAVELING WITH THE TEAM



Gavin Lang
Assistant A.D.



Sean Maguire
Assistant Director



John Langham
Graduate Assistant

Table of Contents

INTRODUCTION

1	Table of Contents and Quick Facts
2	Camping World Bowl Media Information
4	Numerical Roster
5	Alphabetical Roster
6	Depth Chart
7	The Matchup and Series
8	Player Tidbits
10	Game Notes

COACHES AND STAFF

24	Mike Gundy
30	Assistant Coaches
40	Analysts and Football Support Staff

THE COWBOYS

44	Player Bios
----	-------------

SEASON REVIEW

86	Season Review Story
87	Honors and Recognition
88	Box Scores
92	Starting Lineups
93	Explosive Plays
94	Scoring Summary
95	Scoring Drive Superlatives
96	OSU in Big 12 and FBS Stat Rankings
97	Season Statistics

BOWL HISTORY

110	Bowl Recaps
122	Bowl Records
124	State of the Program

OKSTATE.COM

f t You Tube g+ OSUATHLETICS



2017 OKLAHOMA STATE CAMPING WORLD BOWL GUIDE

The 2017 Oklahoma State Camping World Bowl Guide was written, edited, designed and layed out by Gavin Lang, Sean Maguire and John Langham with assistance from Roxanne Cantrell. Cover design by Jordan Smith. Photography by Bruce Waterfield and Phil Shockley and Gary Lawson of OSU Marketing, Genesee Party Pix Stillwater and Greg Bullard. Printing by Career Tech in Stillwater.



CAMPING WORLD BOWL MEDIA INFORMATION

CREDENTIALS, PRESS & TV/PHOTO

A link to the bowl's online credential application will be distributed to sports information directors immediately following selection. The link will also be available via the bowl website. Florida Citrus Sports will ask the media relations directors of the participating schools to review the list of applicants on all credential requests, with applications subject to final approval by the Florida Citrus Sports staff. The deadline to apply for media credentials is Thursday, December 14.

Media members who have been approved may pick up their credentials during media registration at the media hotel during bowl week. No credentials will be mailed. The gameday credentials should be worn at all official bowl week functions. Credentials not picked up at Media Registration will be available on the day of the game at Media Will Call.

HOTEL

The Media Hotel is the Rosen Plaza Hotel. The room rate for media staying at the hotel is \$99 per night plus applicable taxes. Reservation information will be provided during the credential application process. Deadline to reserve a room in the media block is Friday, December 15.

ROSEN PLAZA HOTEL
9700 INTERNATIONAL DRIVE
ORLANDO, FL 32819
407.996.9700

PARKING

A limited number of parking passes are available for credentialed media. Parking passes may be requested during the credential application process. Media are also encouraged to utilize the media shuttle from the Rosen Plaza Hotel on gameday. The media shuttle schedule will be posted at the media hotel during bowl week as well as in the bowl's daily e-mails.

REGISTRATION

Media Registration will be located in the Rozen Plaza Hotel's Green Room, located on the lobby level. At registration, media who have been approved to cover the game will receive their credential and parking pass (if applicable). The registration schedule will be distributed prior to bowl week.

HOSPITALITY

The media hospitality room will be located at the Rosen Plaza Hotel (media can check location at the media registration desk). Beverages and snacks will be available in the room. A media hospitality schedule will be distributed prior to bowl week.



Oklahoma State Media Opportunities (subject to change)

Friday, Dec. 22 - Team Arrival in Orlando

Practice Availability

Time TBD	Site TBD	Mike Gundy and Justice Hill
----------	----------	-----------------------------

Saturday, Dec. 23

Practice Availability

Time TBD	Site TBD	Glenn Spencer and Chad Whitener
----------	----------	---------------------------------

Sunday, Dec. 24

Practice Availability

Time TBD	Site TBD	Kasey Dunn and James Washington
----------	----------	---------------------------------

Monday, Dec. 25 - Christmas Day

No Practice	No Media Availability	
-------------	-----------------------	--

Tuesday, Dec. 26

Practice Availability

Time TBD	Site TBD	Mike Yurcich and Mason Rudolph
----------	----------	--------------------------------

Wednesday, Dec. 27

Head Coach News Conference

9 a.m.	Rosen Plaza Hotel, Room TBD	Mike Gundy
--------	-----------------------------	------------

Thursday, Dec. 28

Camping World Bowl

5:15 p.m.	Camping World Stadium	Mike Gundy, coordinators and selected players post-game.
-----------	-----------------------	--



CAMPING WORLD BOWL MEDIA INFORMATION

FREQUENCY COORDINATION

It is policy of the bowl that attendees must coordinate with the gameday frequency coordinator, all wireless devices (micro-wave transmissions, wireless microphones, IFB, two-way radios, etc., exclusive of cell phones and pagers) used anywhere on the stadium property pregame, during or postgame. Team/Coach communications coordinators are required to contact the gameday frequency coordinator, Ralph Beaver by Friday, December 15.

INTERVIEWS

Participating schools are required to make at least one coach and one player available to media during each day of their stay in Orlando. Participation in official bowl media events will satisfy the media requirement for the given day. On days where an official bowl media event is not scheduled, the timing and coordination of media availability is at the school's discretion. In addition, at least 15 minutes of each on-site bowl practice in Orlando must be open for photography. The excepted practice is any final walkthrough on the day prior to the game. General interview schedules for players and coaches will be the responsibility of each school's media relations department. Traditionally, select players and coaches have been available to media before or after each practice. The sports information staff from each school is asked to email post-practice quotes to Florida Citrus Sports staff.

POSTGAME INTERVIEWS

Each team will receive the mandatory NCAA 10-minute cooling off period. Following the 10-minute cooling off period, the head coach and at least one player from the runner-up team are required in the media room, located between the two locker rooms, for a postgame press conference.

Following the runner-up team's appearance, the winning head coach and at least two players will be made available. One of the players should be the game's Most Valuable Player (MVP).

Each school's media relations director should notify Florida Citrus Sports of their school's post-game interview policy as it pertains to locker rooms. If a team's locker room is not open for postgame interviews, school and bowl officials will work to determine the best location for breakout interviews.

Camping World Bowl Media Contacts

MATT REPCHAK

Florida Citrus Sports
mrepchak@fcsports.com
1 Citrus Bowl Place, Orlando, FL 32805-2451
O: 407.423.2476 ext 145
C: 847.337.0909
F: 407.425.8451

SAM GARDNER

Florida Citrus Sports
sgardner@fcsports.com
1 Citrus Bowl Place, Orlando, FL 32805-2451
O: 407.513.1617
C: 407.579.6038
F: 407.425.8451





NUMERICAL ROSTER

No.	Name	Pos.	Ht.	Wt.	Exp.	Hometown/Previous School	No.	Name	Pos.	Ht.	Wt.	Exp.	Hometown/Previous School
1	Calvin Bundage	LB	6-2	205	So-1L	Edmond, OK/Santa Fe	54	Latu Maile	DT	6-1	305	So-TR	Eules, TX/Trinity/Tyler JC
1	Jalen McCleskey	WR	5-10	170	Jr-2L	Covington, LA/St. Paul's	56	Enoch Smith, Jr.	DT	6-2	295	Jr-TR	Chicago, IL/Mount Carmel/
2	Darius Curry	CB	6-1	205	RSr-2L	Flowery Branch, GA/Flowery Branch							Michigan State/Kennedy-King College
2	Mason Rudolph	QB	6-5	230	Sr-2L	Rock Hill, SC/ Northwestern	56	Larry Williams	OL	6-4	330	RSr-1L	Wilmington, NC/Laney/
3	Marcell Ateman	WR	6-4	220	RSr-3L	Dallas, TX/Wylie East							East Carolina/Hutchinson CC
3	Kenneth Edison-McGruder	LB	6-0	220	Jr-2L	Houston, TX/Taylor	57	Walker Reed	OL	6-6	350	RFr-RS	Norman, OK/North
4	A.J. Green	CB	6-1	180	So-1L	DeSoto, TX/DeSoto	58	Brett Wilson	OL	6-2	275	RSo-Sq	Cashion, OK/Cashion
4	Tracin Wallace	QB	6-0	175	Fr-HS	Fort Worth, TX/South Hills	59	Matt Hockett	P	6-2	215	RJr-Sq	Norman, OK/Norman
5	Justice Hill	RB	5-10	185	So-1L	Tulsa, OK/Booker T. Washington	60	Zachary Crabtree	OL	6-7	310	RSr-3L	Mansfield, TX/Mansfield
5	Jerel Morrow	S	5-10	205	RSr-3L	Emporia, KS/Emporia	62	Jacob Clark	OL	6-3	280	RFr-RS	Rogers, AR/Bentonville
6	Keenen Brown	CW	6-3	250	RJr-1L	Houston, TX/Alief Taylor	63	Sam Walkingstick	LS	5-11	200	RSo-1L	Sallisaw, OK/Sallisaw
7	Ramon Richards	S	5-11	185	Sr-3L	San Antonio, TX/Brackenridge	65	Matt McClurg	OL	6-5	323	Fr-HS	Centennial, CO/Heritage
8	Braydon Johnson	WR	6-1	185	Fr-HS	Arlington, TX/Bowie	66	Lemaefe Galea'i	OL	6-4	340	RJr-1L	Eules, TX/Trinity
8	Rodarius Williams	CB	6-0	180	RFr-RS	Shreveport, LA/Calvary Baptist	67	Shane Richards	OL	6-8	325	Sr-Sq	Calgary, Alberta, Canada/
9	Gyasi Akem	LB	6-2	239	Sr-3L	Broken Arrow, OK/Broken Arrow							New Mexico Military
9	John Kolar	QB	6-4	200	RSo-Sq	Norman, OK/Norman North	68	Deionte Noel	OL	6-2	325	RJr-Sq	Cibola, TX/Steele
10	Tyrell Alexander	WR	6-1	180	RFr-RS	Lancaster, TX/Lancaster	69	Bailey Wilhite	OL	6-3	292	Fr.	Rowlett, TX / Rowlett
11	Keondre Wudtee	QB	6-4	210	RFr-RS	Bossier City, LA/Parkway	70	Ben Hughes	DT	6-1	325	RSr-Sq	Waco, TX/University
11	Amen Ogbongbemiga	LB	6-0	225	RFr-RS	Calgary, Alberta, Canada/Notre Dame HS	71	Brad Lundblade	OL	6-3	300	Sr-3L	Argyle, TX/Liberty Christian
12	Kirk Tucker	LB	6-1	200	Sr-3L	Tucker, GA/Tucker	72	Johnny Wilson	OL	6-3	310	RSo-Sq	Midland, TX/Midland Christian
12	Ryan Sherry	QB	6-4	205	Fr-HS	Holdenville, OK/Holdenville	73	Teven Jenkins	OL	6-6	310	RFr-RS	Topeka, KS/Topeka
13	Tyron Johnson	WR	6-1	185	RSo-TR	New Orleans, LA/Warren Easton/LSU	74	Larry Joubert	OL	6-4	290	Jr-TR	Oklahoma City, OK/Douglass/NEO A&M JC
13	Lamaricus Morton	CB	6-1	185	Fr-HS	Gilmer, TX/Gilmer	75	Marcus Keyes	OL	6-3	300	RSo-1L	Port Allen, LA/Port Allen
14	Bryce Balous	CB	5-11	185	RSo-Sq	McKinney, TX/North	76	Dylan Galloway	OL	6-5	310	RFr-RS	Dallas, TX/Coppell
14	Taylor Cornelius	QB	6-6	225	RJr-Sq	Bushland, TX/Bushland	77	Tyler Moore	OL	6-4	310	Jr-TR	Galena Park, TX/North Shore/Minnesota
15	Chris Lacy	WR	6-3	205	Sr-3L	DeSoto, TX/DeSoto	78	Aaron Cochran	OL	6-8	350	Sr-TR	Atwater, CA/Buhach Colony/California
16	Devin Harper	LB	6-1	240	RFr-RS	Knoxville, TN/Karns	79	Darrion Daniels	DT	6-3	300	Jr-2L	Dallas, TX/Bishop Dunne
17	Dillon Stoner	WR	6-0	198	RFr-RS	Tulsa, OK/Jenks	79	Matt Kegel	OL	6-5	295	RFr-RS	Chaska, MN/Chaska
18	Za'Carrius Green	S	5-11	205	RSo-Sq	Duncanville, TX/Duncanville	80	Tylan Wallace	WR	6-0	185	Fr-HS	Fort Worth, TX/South Hills
18	Jelani Woods	QB	6-7	235	Fr-HS	Ellenwood, GA/Cedar Grove	81	LC Greenwood	WR	6-3	210	Fr-HS	Garland, TX/Lakeview Centennial
19	Jovi Muñoz	K	5-8	173	Fr-HS	Arlington, TX/Mansfield Summit	82	Cole Walterscheid	DE	6-5	260	RJr-1L	Muenster, TX/Muenster
19	Justin Phillips	LB	6-0	230	RJr-2L	Pearland, TX/Pearland	83	Korie Frausto	WR	6-0	187	RFr-HS	Wichita, KS/Maize South/Army
20	Malcolm Rodriguez	S	6-0	205	Fr-HS	Wagoner, OK/Wagoner	84	Dayton Metcalf	CW	6-4	215	RFr-RS	Hooker, OK/Hooker
22	Ja'Ron Wilson	RB	5-10	225	RFr-RS	Eules, TX/Trinity	85	Patrick McKaufman	WR	6-6	190	So-TROklahoma City, OK/Douglass, NEO A&M JC	
22	Taoheed Karim	CB	5-11	165	Fr-HS	Oklahoma City, OK/Putnam City North	86	Triston Grant	DE	6-4	235	RFr-RS	Owasso, OK/Owasso
23	Trey Sterling	S	6-1	195	Fr-HS	Sunnyvale, TX/Sunnyvale	86	Baron Odum	CW	6-5	225	Fr-HS	Wynnewood, OK/Wynnewood
24	LD Brown	RB	5-9	193	RFr-RS	Dallas, TX/DeSoto	87	Logan Carter	CW	6-4	245	RFr-RS	Henrietta, TX/Henrietta
25	Malik Kearse	CB	6-0	170	Sr-Sq	Miami, FL/Pace/Fort Scott CC	88	Landon Wolf	WR	5-11	170	RFr-RS	Tulsa, OK/East Central
25	Cole McKnight	WR	5-11	180	RSr-Sq	Cushing, OK/Cushing	89	Austin Parker	WR	6-1	195	RJr-Sq	Grapevine, TX/Grapevine/SE Okla. State
26	Anthony Love	WR	6-4	192	Fr-HS	Lawton, OK/MacArthur	89	Tralund Webber	DE	6-5	250	Sr-1L	Cameron, TX/Yoe/Blinn JC
27	J.D. King	RB	5-11	205	Fr-HS	Fitzgerald, GA/Fitzgerald	90	Taaj Bakari	DT	6-1	305	RSo-Sq	Mansfield, TX/Legacy
28	Thabo Mwaniki	S	5-11	185	Fr-HS	Denton, TX/Guyer	91	DeQuinton Osborne	DT	6-0	305	RSr-1L	Grand Prairie, TX/South Grand Prairie
28	James Washington	WR	6-0	205	Sr-3L	Stamford, TX/Stamford							Kilgore JC
29	Bryce Brown	CB	5-9	180	RSo-Sq	Denton, TX/Guyer	92	Cameron Murray	DT	6-2	290	RFr-RS	Bryant, AR/Bryant
29	Zach Sinor	P	5-10	223	RJr-2L	Castroville, TX/Medina Valley	93	Jarrell Owens	DE	6-3	265	RJr-2L	Palestine, TX/Palestine
30	Chuba Hubbard	RB	6-1	190	Fr-HS	Sherwood Park, Alberta, Canada/Bev Facey	94	Jordan Brailford	DE	6-3	250	RSo-1L	Tulsa, OK/Booker T. Washington
31	Tre Flowers	S	6-3	200	RSr-3L	Converse, TX/Judson	95	Vili Leveni	DE	6-4	280	RSr-2L	Hurst, TX/L.D. Bell
32	Kris McCune	CB	6-2	200	Fr-HS	Forney, TX/Dallas Christian	98	Brendon Evers	DT	6-2	290	Fr-HS	Bixby, OK/Bixby
33	Kevin Henry	LB	6-0	230	RSo-1L	Baton Rouge, LA/Central	99	Trey Carter	DT	6-3	295	RJr-1L	Dallas, TX/Pinkston
35	Chance Cook	S	6-0	190	So-1L	Canadian, TX/Canadian							
36	Rhett Boles	WR	5-11	185	Fr-HS	Tuttle, OK/Tuttle							
37	Javarus Barksdale-Blair	CB	6-0	175	RFr-RS	Lexington, KY/Lafayette							
38	Philip Redwine-Bryant	S	6-2	215	RSo-Sq	Harker Heights, TX/Academy							
38	Gunner Hudson	WR	5-10	180	Fr-HS	Afton, OK/Afton							
39	Jake McClure	P	6-3	195	Fr-HS	Chattanooga, TN/East Hamilton							
40	Luke Hupp	CW	5-10	270	RJr-Sq	Louisburg, KS/Louisburg/Fort Scott CC							
40	Brock Martin	DE	6-4	235	Fr-HS	Oologah, OK/Oologah							
41	Britton Abbott	CW	6-2	255	RJr-1L	Liberal, KS/Liberal							
42	Sione Finefeuiaki	CW	6-0	245	Jr-TR	Santa Clara, CA/Wilcox/							
						College of San Mateo							
44	Patrick Macon	LB	6-3	240	Jr-TR	Memphis, TN/Millington Central/							
						Arizona Western CC							
45	Chad Whitener	LB	6-0	240	RSr-2L	Mansfield, TX/Mansfield/California							
46	Mike Coats	LB	6-1	228	Fr.	Edmond, OK / Santa Fe							
47	Tyler Ferguson	CW	6-2	260	RJr-Sq	McKinney, TX/Boyd							
48	Dawson Bassett	CW	6-4	245	RSr-2L	Tuttle, OK/Tuttle							
49	Matt Ammendola	K	5-9	195	RSo-1L	Lansdale, PA/North Penn							
50	Ry Schneider	OL	6-3	325	RFr-RS	Minco, OK/Minco							
51	Arlington Hambricht	OL	6-5	305	Jr-TR	Ypsilanti, MI/Bellefonte/Garden City CC							
53	Matt Hembrough	LS	6-3	192	Fr.	Lisle, IL / Benet							

PRONUNCIATIONS					
3	Marcell Ateman	EIGHT-man	29	Zach Sinor	SIGH-ner
4	Tracin Wallace	TRAY-sin	30	Chuba Hubbard	CHOO-buh
5	Jerel Morrow	juh-RELL	31	Tre Flowers	TRAY
7	Ramon Richards	ruh-MOAN	42	Sione Finefeuiaki	see-OH-nay
8	Braydon Johnson	BRAY-din			FEE-nay-FAY-you-
8	Rodarius Williams	roh-DARE-ee-us			wee-AH-kee
9	Gyasi Akem	JAH-see AH-kem	45	Chad Whitener	WHITE-ner
9	John Kolar	KOE-larr	54	Latu Maile	LAH-too MY-lay
11	Amen Ogbongbemiga	AY-men	66	Lemaefe Galea'i	lem-AH-eh-feh
		awg-BONG-beh-MEE-guh			naw-LAY-uh-eye
11	Keondre Wudtee	kee-AWN-dray WOOD-tee	73	Teven Jenkins	TEV-in
13	Tyron Johnson	TIE-ruhn	74	Larry Joubert	joe-BARE
14	Bryce Balous	(rhymes with "malice")	82	Cole Walterscheid	walter-SHIED
18	Za'Carrius Green	zuh-CARE-ee-us			(not walter-SHEED)
18	Jelani Woods	jay-LAWN-ee	89	Tralund Webber	TRAY-luhnd
22	Ja'Ron Wilson	JAY-ron	90	Taaj Bakari	TAWJH-buh-KAR-ee
25	Malik Kearse	muh-LEEK curse	93	Jarrell Owens	juh-RELL
28	Thabo Mwaniki	TAW-bo MWAH-nee-kee	95	Vili Leveni	VILL-ee luh-VEN-ee

PRONUNCIATIONS

3	Marcell Ateman	EIGHT-man	29	Zach Sinor	SIGH-ner
4	Tracin Wallace	TRAY-sin	30	Chuba Hubbard	CHOO-buh
5	Jerel Morrow	juh-RELL	31	Tre Flowers	TRAY
7	Ramon Richards	ruh-MOAN	42	Sione Finefeuiaki	see-OH-nay
8	Braydon Johnson	BRAY-din			FEE-nay-FAY-you-wee-AH-kee
8	Rodarius Williams	roh-DARE-ee-us	45	Chad Whitener	WHITE-ner
9	Gyasi Akem	JAH-see AH-kem	54	Latu Maile	LAH-too MY-lay
9	John Kolar	KOE-larr	66	Lemaefe Galea'i	lem-AH-eh-feh
11	Amen Ogbongbemiga	AY-men			naw-LAY-uh-ey
		awg-BONG-beh-MEE-guh	73	Teven Jenkins	TEV-in
11	Keondre Wudtee	kee-AWN-dray WOOD-tee	74	Larry Joubert	joe-BARE
13	Tyron Johnson	TIE-ruhn	82	Cole Walterscheid	walter-SHIED
14	Bryce Balous	(rhymes with "malice")			(not walter-SHEED)
18	Za'Carrius Green	zuh-CARE-ee-us	89	Tralund Webber	TRAY-luhnd
18	Jelani Woods	jay-LAWN-ee	90	Taaj Bakari	TAWJH buh-KAR-ee
22	Ja'Ron Wilson	JAY-ron	93	Jarrell Owens	juh-RELL
25	Malik Kearse	muh-LEEK curse	95	Vili Leveni	VILL-ee luh-VEN-ee
28	Thabo Mwaniki	TAW-bo MWAH-nee-kee			



ALPHABETICAL ROSTER

No.	Name	Pos.	Ht.	Wt.	Exp.	Hometown/Previous School	No.	Name	Pos.	Ht.	Wt.	Exp.	Hometown/Previous School
41	Britton Abbott	CW	6-2	255	RJr-1L	Liberal, KS/Liberal	85	Patrick McKaufman	WR	6-6	190	So-TR	Oklahoma City, OK/Douglass, NEO A&M JC
9	Gyasi Akem	LB	6-2	239	Sr-3L	Broken Arrow, OK/Broken Arrow	25	Cole McKnight	WR	5-11	180	RSr-Sq	Cushing, OK/Cushing
10	Tyrell Alexander	WR	6-1	180	RFr-RS	Lancaster, TX/Lancaster	84	Dayton Metcalf	CW	6-4	215	RFr-RS	Hooker, OK/Hooker
49	Matt Ammendola	K	5-9	195	RSO-1L	Lansdale, PA/North Penn	77	Tyler Moore	OL	6-4	310	Jr-TR	Galena Park, TX/North Shore/Minnesota
3	Marcell Ateman	WR	6-4	220	RSr-3L	Dallas, TX/Wylie East	5	Jerel Morrow	S	5-10	205	RSr-3L	Emporia, KS/Emporia
90	Taaj Bakari	DT	6-1	305	RSO-Sq	Mansfield, TX/Legacy	13	Lamarus Morton	CB	6-1	185	Fr-HS	Gilmer, TX/Gilmer
14	Bryce Balous	CB	5-11	185	RSO-Sq	McKinney, TX/North	19	Jovi Muñoz	K	5-8	173	Fr-HS	Arlington, TX/Mansfield Summit
37	Javarus Barksdale-Blair	CB	6-0	175	RFr-RS	Lexington, KY/Lafayette	92	Cameron Murray	DT	6-2	290	RFr-RS	Bryant, AR/Bryant
48	Dawson Bassett	CW	6-4	245	RSr-2L	Tuttle, OK/Tuttle	28	Thabo Mwaniki	S	5-11	185	Fr-HS	Denton, TX/Guyer
36	Rhett Boles	WR	5-11	185	Fr-HS	Tuttle, OK/Tuttle	68	Deionte Noel	OL	6-2	325	RJr-Sq	Cibola, TX/Steele
94	Jordan Brailford	DE	6-3	250	RSO-1L	Tulsa, OK/Booker T. Washington	86	Baron Odom	CW	6-5	225	Fr-HS	Wynnewood, OK/Wynnewood
6	Keenen Brown	CW	6-3	250	RJr-1L	Houston, TX/Alief Taylor	11	Amen Ogbongbemiga	LB	6-0	225	RFr-RS	Calgary, Alberta, Canada/Notre Dame HS
24	LD Brown	RB	5-9	193	RFr-RS	Dallas, TX/DeSoto	91	DeQuinton Osborne	DT	6-0	305	RSr-1L	Grand Prairie, TX/South Grand Prairie/ Kilgore JC
29	Bryce Brown	CB	5-9	180	RSO-Sq	Denton, TX/Guyer	93	Jarrell Owens	DE	6-3	265	RJr-2L	Palestine, TX/Palestine
1	Calvin Bundage	LB	6-2	205	So-1L	Edmond, OK/Santa Fe	89	Austin Parker	WR	6-1	195	RJr-Sq	Grapevine, TX/Grapevine/SE Okla. State
87	Logan Carter	CW	6-4	245	RFr-RS	Henrietta, TX/Henrietta	19	Justin Phillips	LB	6-0	230	RJr-2L	Pearland, TX/Pearland
99	Trey Carter	DT	6-3	295	RJr-1L	Dallas, TX/Pinkston	38	Philip Redwine-Bryant	S	6-2	215	RSO-Sq	Harker Heights, TX/Academy
62	Jacob Clark	OL	6-3	280	RFr-RS	Rogers, AR/Bentonville	57	Walker Reed	OL	6-6	350	RFr-RS	Norman, OK/North
46	Mike Coats	LB	6-1	228	Fr.	Edmond, OK / Santa Fe	7	Ramon Richards	S	5-11	185	Sr-3L	San Antonio, TX/Brackenridge
78	Aaron Cochran	OL	6-8	350	Sr-TR	Atwater, CA/Buhach Colony/California	67	Shane Richards	OL	6-8	325	Sr-Sq	Calgary, Alberta, Canada/ New Mexico Military
35	Chance Cook	S	6-0	190	So-1L	Canadian, TX/Canadian	20	Malcolm Rodriguez	S	6-0	205	Fr-HS	Wagoner, OK/Wagoner
14	Taylor Cornelius	QB	6-6	225	RJr-Sq	Bushland, TX/Bushland	2	Mason Rudolph	QB	6-5	230	Sr-2L	Rock Hill, SC/ Northwestern
60	Zachary Crabtree	OL	6-7	310	RSr-3L	Mansfield, TX/Mansfield	50	Ry Schneider	OL	6-3	325	RFr-RS	Minco, OK/Minco
2	Darius Curry	CB	6-1	205	RSr-2L	Flowery Branch, GA/Flowery Branch	12	Ryan Sherry	QB	6-4	205	Fr-HS	Holdenville, OK/Holdenville
79	Darrion Daniels	DT	6-3	300	Jr-2L	Dallas, TX/Bishop Dunne	29	Zach Sinor	P	5-10	223	RJr-2L	Castroville, TX/Medina Valley
3	Kenneth Edison-McGruder	LB	6-0	220	Jr-2L	Houston, TX/Taylor	56	Enoch Smith, Jr.	DT	6-2	295	Jr-TR	Chicago, IL/Mount Carmel/ Michigan State/Kennedy-King College
98	Brendon Evers	DT	6-2	290	Fr-HS	Bixby, OK/Bixby	23	Trey Sterling	S	6-1	195	Fr-HS	Sunnyvale, TX/Sunnyvale
47	Tyler Ferguson	CW	6-2	260	RJr-Sq	McKinney, TX/Boyd	17	Dillon Stoner	WR	6-0	198	RFr-RS	Tulsa, OK/Jenks
42	Sione Finefeuiaki	CW	6-0	245	Jr-TR	Santa Clara, CA/Wilcox/ College of San Mateo	12	Kirk Tucker	LB	6-1	200	Sr-3L	Tucker, GA/Tucker
31	Tre Flowers	S	6-3	200	RSr-3L	Converse, TX/Judson	63	Sam Walkingstick	LS	5-11	200	RSO-1L	Salinas, OK/Salisaw
83	Korie Frausto	WR	6-0	187	RFr-HS	Wichita, KS/Maize South/Army	4	Tracin Wallace	QB	6-0	175	Fr-HS	Fort Worth, TX/South Hills
66	Lemaefe Galea'i	OL	6-4	340	RJr-1L	Eules, TX/Trinity	80	Tylan Wallace	WR	6-0	185	Fr-HS	Fort Worth, TX/South Hills
76	Dylan Galloway	OL	6-5	310	RFr-RS	Dallas, TX/Coppell	82	Cole Walterscheid	DE	6-5	260	RJr-1L	Muenster, TX/Muenster
86	Triston Grant	DE	6-4	235	RFr-RS	Owasso, OK/Owasso	28	James Washington	WR	6-0	205	Sr-3L	Stamford, TX/Stamford
4	A.J. Green	CB	6-1	180	So-1L	DeSoto, TX/DeSoto	89	Tralund Webber	DE	6-5	250	Sr-1L	Cameron, TX/Yoe/Blinn JC
18	Za'Carrius Green	S	5-11	205	RSO-Sq	Duncanville, TX/Duncanville	45	Chad Whitener	LB	6-0	240	RSr-2L	Mansfield, TX/Mansfield/California
81	LC Greenwood	WR	6-3	210	Fr-HS	Garland, TX/Lakeview Centennial	69	Bailey Wilhite	OL	6-3	292	Fr.	Rowlett, TX / Rowlett
51	Arlington Hambright	OL	6-5	305	Jr-TR	Ypsilanti, MI/Belleville/Garden City CC	56	Larry Williams	OL	6-4	330	RSr-1L	Wilmington, NC/Laney/ East Carolina/Hutchinson CC
16	Devin Harper	LB	6-1	240	RFr-RS	Knoxville, TN/Karns	8	Rodarius Williams	CB	6-0	180	RFr-RS	Shreveport, LA/Calvary Baptist
53	Matt Hembrough	LS	6-3	192	Fr.	Lisle, IL / Benet	58	Brett Wilson	OL	6-2	275	RSO-Sq	Cashion, OK/Cashion
33	Kevin Henry	LB	6-0	230	RSO-1L	Baton Rouge, LA/Central	22	Ja'Ron Wilson	RB	5-10	225	RFr-RS	Eules, TX/Trinity
5	Justice Hill	RB	5-10	185	So-1L	Tulsa, OK/Booker T. Washington	72	Johnny Wilson	OL	6-3	310	RSO-Sq	Midland, TX/Midland Christian
59	Matt Hockett	P	6-2	215	RJr-Sq	Norman, OK/Norman	88	Landon Wolf	WR	5-11	170	RFr-RS	Tulsa, OK/East Central
30	Chuba Hubbard	RB	6-1	190	Fr-HS	Sherwood Park, Alberta, Canada/Bev Facey	18	Jelani Woods	QB	6-7	235	Fr-HS	Ellenwood, GA/Cedar Grove
38	Gunner Hudson	WR	5-10	180	Fr-HS	Afton, OK/Afton	11	Keondre Wudtee	QB	6-4	210	RFr-RS	Bossier City, LA/Parkway
70	Ben Hughes	DT	6-1	325	RSr-Sq	Waco, TX/University							
40	Luke Hupp	CW	5-10	270	RJr-Sq	Louisburg, KS/Louisburg/Port Scott CC							
73	Teven Jenkins	OL	6-6	310	RFr-RS	Topeka, KS/Topeka							
8	Braydon Johnson	WR	6-1	185	Fr-HS	Arlington, TX/Bowie							
13	Tyron Johnson	WR	6-1	185	RSO-TR	New Orleans, LA/Warren Easton/LSU							
74	Larry Joubert	OL	6-4	290	Jr-TR	Oklahoma City, OK/Douglass/NEO A&M JC							
22	Taoheed Karim	CB	5-11	165	Fr-HS	Oklahoma City, OK/Putnam City North							
25	Malik Kearse	CB	6-0	170	Sr-Sq	Miami, FL/Pace/Fort Scott CC							
79	Matt Kegel	OL	6-5	295	RFr-RS	Chaska, MN/Chaska							
75	Marcus Keyes	OL	6-3	300	RSO-1L	Port Allen, LA/Port Allen							
27	J.D. King	RB	5-11	205	Fr-HS	Fitzgerald, GA/Fitzgerald							
9	John Kolar	QB	6-4	200	RSO-Sq	Norman, OK/Norman North							
15	Chris Lacy	WR	6-3	205	Sr-3L	DeSoto, TX/DeSoto							
95	Vili Leveni	DE	6-4	280	RSr-2L	Hurst, TX/L.D. Bell							
26	Anthony Love	WR	6-4	192	Fr-HS	Lawton, OK/MacArthur							
71	Brad Lundblade	OL	6-3	300	Sr-3L	Argyle, TX/Liberty Christian							
44	Patrick Macon	LB	6-3	240	Jr-TR	Memphis, TN/Millington Central/ Arizona Western CC							
54	Latu Maile	DT	6-1	305	So-TR	Eules, TX/Trinity/Tyler JC							
40	Brock Martin	DE	6-4	235	Fr-HS	Oologah, OK/Oologah							
1	Jalen McCleskey	WR	5-10	170	Jr-2L	Covington, LA/St. Paul's							
39	Jake McClure	P	6-3	195	Fr-HS	Chattanooga, TN/East Hamilton							
65	Matt McClurg	OL	6-5	323	Fr-HS	Centennial, CO/Heritage							
32	Kris McCune	CB	6-2	200	Fr-HS	Forney, TX/Dallas Christian							

PRONUNCIATIONS

9	Gyasi Akem	JAH-see AH-kem	95	Vili Leveni	VILL-ee luh-VEN-ee
3	Marcell Ateman	EIGHT-man	54	Latu Maile	LAH-too MY-lay
90	Taaj Bakari	TAWJH buh-KAR-ee	5	Jerel Morrow	juh-RELL
14	Bryce Balous	(rhymes with "malice")	28	Thabo Mwaniki	TAW-bo MWAH-nee-kee
42	Sione Finefeuiaki	see-OH-nay	11	Amen Ogbongbemiga	AY-men
		FEE-nay-FAY-you-wee-AH-kee			awg-BONG-beh-MEE-guh
31	Tre Flowers	TRAY	93	Jarrell Owens	juh-RELL
66	Lemaefe Galea'i	lem-AH-eh-feh	7	Ramon Richards	ruh-MOAN
		naw-LAY-uh-eye	29	Zach Sinor	SIGH-ner
18	Za'Carrius Green	zuh-CARE-ee-us	4	Tracin Wallace	TRAY-sin
30	Chuba Hubbard	CHOO-buh	82	Cole Walterscheid	walter-SHIED
73	Teven Jenkins	TEV-in			(not walter-SHEED)
8	Braydon Johnson	BRAY-din	89	Tralund Webber	TRAY-luhnd
13	Tyron Johnson	TIE-ruhn	45	Chad Whitener	WHITE-ner
74	Larry Joubert	joe-BARE	8	Rodarius Williams	roh-DARE-ee-us
25	Malik Kearse	muh-LEEK curse	22	Ja'Ron Wilson	JAY-rah
9	John Kolar	KOE-larr	18	Jelani Woods	jay-LAWN-ee
			11	Keondre Wudtee	kee-AWN-dray WOOD-tee



OKLAHOMA STATE DEPTH CHART

OFFENSE

- LT** 78 Aaron Cochran (6-8; 350; Sr; Atwater, CA)
76 Dylan Galloway (6-5; 310; RFr; Dallas, TX)
- LG** 75 Marcus Keyes (6-3; 300; RSo; Port Allen, LA)
68 Deionte Noel (6-2; 325; RJr; Cibola, TX)
- C** 71 Brad Lundblade (6-3; 300; Sr; Argyle, TX)
72 Johnny Wilson (6-3; 310; RSo; Midland, TX) -or-
50 Ry Schneider (6-3; 325; RFr; Minco, OK)
- RG** 72 Johnny Wilson (6-3; 310; RSo; Midland, TX)
73 Teven Jenkins (6-6; 310; RFr; Topeka, KS) -or-
66 Lemaefe Galea'i (6-4; 340; RJr; Euless, TX)
- RT** 60 Zachary Crabtree (6-7; 310; RSr; Mansfield, TX)
67 Shane Richards (6-8; 325; Sr; Calgary, Alberta)
- WR** 28 James Washington (6-0; 205; Sr; Stamford, TX)
13 Tyron Johnson (6-1; 185; RSo; New Orleans, LA)
- WR** 17 Dillon Stoner (6-0; 198; RFr; Tulsa, OK) -or-
1 Jalen McCleskey (5-10; 170; Jr; Covington, LA)
- WR** 3 Marcell Ateman (6-4; 220; RSr; Dallas, TX)
15 Chris Lacy (6-3; 205; Sr; DeSoto, TX)
- CW*** 41 Britton Abbott (6-2; 255; RJr; Liberal, KS)
6 Keenen Brown (6-3; 250; RJr; Houston, TX) -or-
42 Sione Finefeuiaki (6-0; 245; Jr; Santa Clara, CA)
- RB** 5 Justice Hill (5-10; 185; So; Tulsa, OK)
27 J.D. King (5-11; 205; Fr; Fitzgerald, GA)
- QB** 2 Mason Rudolph (6-5; 230; Sr; Rock Hill, SC)
14 Taylor Cornelius (6-6; 225; RJr; Bushland, TX) -or-
11 Keondre Wudtee (6-4; 210; RFr; Bossier City, LA)

*CW - Cowboy Back (a tight end/fullback hybrid)

DEFENSE

- DE** 82 Cole Walterscheid (6-5; 260; RJr; Muenster, TX)
95 Vili Leveni (6-4; 280; RSr; Hurst, TX)
93 Jarrell Owens (6-3; 265; RJr; Palestine, TX)
- DT** 91 DeQuinton Osborne (6-0; 305; RSr; Grand Prairie, TX)
56 Enoch Smith, Jr. (6-2; 295; Jr; Chicago, IL)
- DT** 99 Trey Carter (6-3; 295; RJr; Dallas, TX)
90 Taaj Bakari (6-1; 305; RSo; Mansfield, TX)
- DE** 94 Jordan Brailford (6-3; 250; RSo; Tulsa, OK)
89 Tralund Webber (6-5; 250; Sr; Cameron, TX)
- SLB** 1 Calvin Bundage (6-2; 205; So; Edmond, OK)
3 Kenneth Edison-McGruder (6-0; 220; Jr; Houston, TX)
12 Kirk Tucker (6-1; 200; Sr; Tucker, GA)
- MLB** 45 Chad Whitener (6-0; 240; RSr; Mansfield, TX)
9 Gyasi Akem (6-2; 239; Sr; Broken Arrow, OK) -or-
11 Amen Ogbongbemiga (6-0; 225; RFr; Calgary, Alberta)
- WLB** 19 Justin Phillips (6-0; 230; RJr; Pearland, TX)
16 Devin Harper (6-1; 240; RFr; Knoxville, TN)
- CB** 8 Rodarius Williams (6-0; 180; RFr; Shreveport, LA)
2 Darius Curry (6-1; 205; RSr; Flowery Branch, GA)
- FS** 31 Tre Flowers (6-3; 200; RSr; Converse, TX)
5 Jerel Morrow (5-10; 205; RSr; Emporia, KS)
28 Thabo Mwaniki (5-11; 185; Fr; Denton, TX)
- SS** 7 Ramon Richards (5-11; 185; Sr; San Antonio, TX)
35 Chance Cook (6-0; 190; So; Canadian, TX)
18 Za'Carrius Green (5-11; 205; RSo; Duncanville, TX)
- CB** 4 A.J. Green (6-1; 180; So; DeSoto, TX)
25 Malik Kearse (6-0; 170; Sr; Miami, FL)

SPECIAL TEAMS

- P** 29 Zach Sinor (5-10; 223; RJr; Castroville, TX)
59 Matt Hockett (6-2; 215; RJr; Norman, OK)
- KO** 49 Matt Ammendola (5-9; 195; RSo; Lansdale, PA)
59 Matt Hockett (6-2; 215; RJr; Norman, OK)
- PK** 49 Matt Ammendola (5-9; 195; RSo; Lansdale, PA) -or-
59 Matt Hockett (6-2; 215; RJr; Norman, OK)
- LS** 63 Sam Walkingstick (5-11; 200; RSo; Sallisaw, OK) -or-
53 Matt Hembrough (6-3; 192; Fr; Lisle, IL)
- H** 29 Zach Sinor (5-10; 223; RJr; Castroville, TX)
17 Dillon Stoner (6-0; 198; RFr; Tulsa, OK)
- PR** 17 Dillon Stoner (6-0; 198; RFr; Tulsa, OK)
80 Tylan Wallace (6-0; 185; Fr; Fort Worth, TX) -or-
1 Jalen McCleskey (5-10; 170; Jr; Covington, LA)
- KR** 24 LD Brown (5-9; 193; RFr; Dallas, TX)
88 Landon Wolf (5-11; 170; RFr; Tulsa, OK)

PRONUNCIATIONS

- | | | |
|----|-------------------|--------------------------------------|
| 3 | Marcell Ateman | EIGHT-man |
| 5 | Jerel Morrow | juh-RELL |
| 7 | Ramon Richards | ruh-MOAN |
| 8 | Rodarius Williams | roh-DARE-ee-us |
| 9 | Gyasi Akem | JAH-see uh-KEM |
| 11 | Keondre Wudtee | kee-AWN-dray WOOD-tee |
| 11 | Amen Ogbongbemiga | AY-men awg-BONG-beh-MEE-guh |
| 13 | Tyron Johnson | TIE-ruhn |
| 18 | Za'Carrius Green | zuh-CARE-ee-us |
| 25 | Malik Kearse | muh-LEEK curse |
| 28 | Thabo Mwaniki | TAW-bo mwah-NEE-kee |
| 29 | Zach Sinor | SIGH-ner |
| 42 | Sione Finefeuiaki | see-OH-nay FEE-nay-FAY-you-ee-AH-kee |
| 45 | Chad Whitener | WHITE-ner |
| 73 | Teven Jenkins | TEV-in |
| 82 | Cole Walterscheid | walter-SHIED (not -SHEED) |
| 89 | Tralund Webber | TRAY-luhnd |
| 90 | Taaj Bakari | TAWJH buh-KAR-ee |
| 93 | Jarrell Owens | juh-RELL |
| 95 | Vili Leveni | VILL-ee luh-VEN-ee |

ASSISTANT COACHES AND GAMEDAY LOCATIONS



JOE BOB CLEMENTS
Defensive Line
Fifth Year at Oklahoma State
Gameday Location: Field



DAN HAMMERSCHMIDT
Safeties
Third Year at Oklahoma State
Gameday Location: Press Box



GLENN SPENCER
Defensive Coordinator/Linebackers
10th Year at Oklahoma State
Gameday Location: Press Box



TIM DUFFIE
Cornerbacks
Fifth Year at Oklahoma State
Gameday Location: Field



JOSH HENSON
Offensive Line
Seventh Year at Oklahoma State
Gameday Location: Press Box



JOHN WOZNIAK
Running Backs
First Year at Oklahoma State
Gameday Location: Field



KASEY DUNN
Receivers
Seventh Year at Oklahoma State
Gameday Location: Field



JASON MCENDOO
Cowboy Backs
Third Year at Oklahoma State
Gameday Location: Field



MIKE YURCICH
Offensive Coordinator/Quarterbacks
Fifth Year at Oklahoma State
Gameday Location: Press Box



THE MATCHUP AND SERIES

CAMPING WORLD BOWL VS. VIRGINIA TECH

4:15 CT | Dec. 28, 2017 | Camping World Stadium (65,000)

TV: ESPN (Talent TBA)

In Stillwater: Suddenlink (35/235); DirecTV (206); Dish (140)

In OKC: Cox (29); DirecTV (206); Dish (140)

In Tulsa: Cox (25); Suddenlink (31/231); DirecTV (206); Dish (140)

Radio: Cowboy Radio Network

(Dave Hunziker, John Holcomb & Robert Allen)

Internet Radio: <http://okla.st/osutunein>

Live Stats: okstate.com

OKLAHOMA STATE SCHEDULE/RESULTS

Date	Opponent	Time/Result	TV
8/31	Tulsa	W, 59-24	FS1
9/8	at South Alabama	W, 44-7	ESPN2
9/16	at Pittsburgh	W, 59-21	ESPN
9/23	No. 16 TCU	L, 31-44	ESPN
9/30	at Texas Tech	W, 41-34	FOX
10/14	Baylor	W, 59-16	FS1
10/21	at Texas	W, 13-10 OT	ABC
10/28	at No. 22 West Virginia	W, 50-39	ABC
11/4	No. 8 Oklahoma	L, 52-62	FS1
11/11	at No. 24 Iowa State	W, 49-42	ABC
11/18	Kansas State	L, 40-45	ESPN2
11/25	Kansas	W, 58-17	FS1
12/28	vs. No. 22 Virginia Tech	4:15 p.m. CT	ESPN

VIRGINIA TECH SCHEDULE/RESULTS

Date	Opponent	Time/Result
9/3	vs. No. 22 West Virginia	W, 31-24
9/9	Delaware	W, 27-0
9/16	at East Carolina	W, 64-17
9/23	Old Dominion	W, 38-0
9/30	No. 2 Clemson	L, 31-17
10/7	at Boston College	W, 23-10
10/21	North Carolina	W, 59-7
10/28	Duke	W, 24-3
11/4	at No. 10 Miami	L, 28-10
11/11	at Georgia Tech	L, 28-22
11/18	Pitt	W, 20-14
11/24	at Virginia	W, 10-0
12/28	vs. No. 17 Oklahoma State	4:15 p.m. CT

SERIES CAPSULE

Series History	Tied, 1-1
At Neutral	0-0
In Blacksburg	0-1
In Stillwater	1-0
First Meeting (1971)	OSU 24, Virginia Tech 16
Last Meeting (1972)	Virginia Tech 34, OSU 32
Last OSU Win (1971)	OSU 24, Virginia Tech 16
Last Virginia Tech Win (1972)	Virginia Tech 34, OSU 32
Gundy vs. Virginia Tech	0-0
Fuente vs. OSU	0-0

GAME CAPSULE



No. 22/22 Virginia Tech

HOKIES

9-3; 5-3 ACC

Coach Justin Fuente

Murray State, 1999

Career: 45-30/Sixth year

At Virginia Tech: 19-7/Second year

No. 17/17 Oklahoma State

COWBOYS

9-3; 5-3 Big 12

Coach Mike Gundy

Oklahoma State, 1990

Career: 113-53/13th year

At Oklahoma State: Same

FOLLOW ALONG ON SOCIAL MEDIA

Virginia Tech

HokieSports

@VT_Football

hokiesports

vthokiesports

#Hokies

Platform



Primary Hashtag

Oklahoma State

okstatefootball

@CowboyFB

cowboy_fb

OSUAthletics

#okstate

TEAM STATISTICAL COMPARISON



Category	FBS Rk	Value	FBS Rk	Value
Total Offense	61	404.1	2	575.7
Rushing Offense	63	167.2	48	183.3
Passing Offense	61	236.9	1	392.3
Team Passing Efficiency	45	138.06	3	168.78
Scoring Offense	63	28.8	3	46.3
Total Defense	12	305.3	74	400.3
Rushing Defense	16	118.1	27	131.8
Passing Yards Allowed	21	187.2	119	268.5
Team Passing Efficiency Defense	15	111	65	129.2
Scoring Defense	4	13.5	86	30.1
Turnover Margin	26	0.58	60	0.08
3rd Down Conversion Pct	75	0.394	16	0.458
4th Down Conversion Pct	83	0.455	7	0.722
3rd Down Conversion Pct Defense	2	0.251	51	0.372
4th Down Conversion Pct Defense	54	0.476	103	0.615
Red Zone Offense	97	0.788	33	0.886
Red Zone Defense	3	0.667	68	0.837
Net Punting	27	39.94	72	37.51
Punt Returns	24	10.81	102	5.2
Kickoff Returns	8	25.4	106	18.89
First Downs Offense	49	257	3	335
First Downs Defense	5	176	78	255
Fewest Penalties Per Game	19	4.58	33	5.17
Fewest Penalty Yards Per Game	19	40.25	43	47.67
Time of Possession	18	32:13	96	28:38

BIG 12 STANDINGS

Team	Big 12	All
Oklahoma	8-1	11-1
TCU	7-2	10-2
Oklahoma State	6-3	9-3
Iowa State	5-4	7-5
Kansas State	5-4	7-5
West Virginia	5-4	7-5
Texas	5-4	6-6
Texas Tech	3-6	6-6
Baylor	1-8	1-11
Kansas	0-9	1-11



OKLAHOMA STATE SERIES HISTORY VS. THE ACC (5-7 OVERALL)

vs. Pitt 2-0

2016	W	45-38	H
2017	W	59-21	A

vs. Florida State 1-4

1958	W	15-6	N
1977	L	17-25	H
1978	L	20-38	A
1985	L	23-34	N
2014	L	31-37	N

vs. Louisville 1-1

1981	W	19-11	H
1982	L	22-28	A

vs. Miami (FL) 0-1

1991	L	3-40	A
------	---	------	---

vs. Virginia Tech 1-1

1971	W	24-16	H
1972	L	32-34	A



PLAYER TIDBITS - OFFENSE

Left Tackle		Left Guard		Center		Right Guard		Right Tackle	
78	Aaron Cochran 6-8; 350; Sr; Atwater, CA	75	Marcus Keyes 6-3; 300; RSo; Port Allen, LA	71	Brad Lundblade 6-3; 300; Sr; Argyle, TX	72	Johnny Wilson 6-3; 310; RSo; Midland, TX	60	Zachary Crabtree 6-7; 310; RSo; Mansfield, TX
<ul style="list-style-type: none"> ▶ A graduate transfer from California who played in 28 games and started in 16 during his time with the Golden Bears. Protected a pair of highly-productive QBs in Jared Goff and Davis Webb. ▶ Helped Cal's offense rank among the top 25 nationally in eight categories including fewest tackles for loss allowed and fewest sacks allowed. ▶ Has started every game in 2017. 		<ul style="list-style-type: none"> ▶ Up-and-comer who's started every game since last season. ▶ Redshirted as a true freshman in 2015 and converted to guard during preseason camp in 2016. ▶ The last addition to OSU's 2015 signing class, added the night before signing day. ▶ Father, who is also named Marcus Keyes, was a defensive lineman for the Chicago Bears in 1996-97. 		<ul style="list-style-type: none"> ▶ 2017 first-team All-Big 12 by the coaches. ▶ One of 13 national finalists for the William V. Campbell Trophy, a.k.a., the Academic Heisman. ▶ 2016 CoSIDA first-team Academic All-American. ▶ First-team Academic All-Big 12 and first-team Academic All-District selection by CoSIDA in 2015 and again in 2016. ▶ Serving on the Big 12 SAAC. 		<ul style="list-style-type: none"> ▶ Has started the last nine games on the offensive line - playing both right guard and center. ▶ Though he started at right guard at Texas Tech, he was forced to move to center in that game when Lundblade went out due to injury. ▶ One of OSU's most talented young linemen who appears to have a bright future. ▶ Father played college football and mother played college basketball. 		<ul style="list-style-type: none"> ▶ 2017 first-team All-Big 12 selection by the coaches. ▶ 2014 second-team Academic All-Big 12 selection. ▶ Leads the team with 45 career starts. ▶ Missed the TCU game to injury. ▶ The 2015 recipient of the Vernon Grant Award, presented by the OSU coaching staff to players who show outstanding leadership, spirit and enthusiasm. 	
76	Dylan Galloway 6-5; 310; RFr; Dallas, TX	68	Deionte Noel 6-2; 325; RJr; Cibola, TX	50	Ry Schneider 6-3; 325; RFr; Minco, OK	73	Teven Jenkins 6-6; 310; RFr; Topeka, KS	67	Shane Richards 6-8; 325; Sr; Calgary, Alberta, Can.
<ul style="list-style-type: none"> ▶ Showed promise as part of the scout team last season. ▶ Has seen game action this year. 		<ul style="list-style-type: none"> ▶ Has seen action in five games this season. ▶ Has seven career appearances. 		<ul style="list-style-type: none"> ▶ A young prospect who has played in five games in 2017. 		<ul style="list-style-type: none"> ▶ Earned his first career start vs. TCU and has started three games this season. 		<ul style="list-style-type: none"> ▶ Has great size and can play multiple positions on the line. ▶ One of three Canadian Cowboys. 	

Wide Receiver		Wide Receiver		Wide Receiver		Wide Receiver		Cowboy Back	
28	James Washington 6-0; 215; Sr; Stamford, TX	3	Marcell Ateman 6-4; 220; RSo; Dallas, TX	17	Dillon Stoner 6-0; 198; RFr; Tulsa, OK	13	Tyron Johnson 6-1; 185; RSo; New Orleans, LA	41	Britton Abbott 6-2; 255; RJr; Liberal, KS
<ul style="list-style-type: none">▶ Favorite for the Biletnikoff and a midseason All-American by every major outlet.▶ Second on OSU's career rec. yards list with 4,346 and needs 69 to pass Rashaun Woods.▶ Needs 241 rec. yards to become the Big 12's all-time career leader.▶ Leads FBS with 118.6 YPG.▶ The FBS active career leader in receiving touchdowns (38), receiving yards (4,346) and 2nd in yards per catch (19.7).▶ 44 straight games with a catch dating back to his freshman year, the second-longest active streak in FBS.▶ Tied for first in OSU history with 20 career 100-yd rec. games, including eight this season and three of the last four games.		<ul style="list-style-type: none">▶ Second-team All-Big 12 selection by the coaches.▶ Has seen his NFL Draft stock soar thanks to an outstanding senior season.▶ OSU's second-leading receiver with 1,049 yards this season.▶ Has had 100 yards receiving in six of the last 10 games.▶ His 54 catches, 1,049 rec. yds and eight rec. TDs are second on the team this year.▶ 69-yard TD catch vs. Pitt.▶ Second on the team with 2,359 career receiving yards, which ranks seventh in OSU history.▶ OSU's most physically imposing receiver and an ferocious blocker on the perimeter.▶ 9 career 100-yard games.		<ul style="list-style-type: none">▶ Has worked his way into the role of everyday starter as a slot receiver, starting each of the last five games.▶ Career highs vs. Kansas in receiving yards (113), and long reception (76-yard TD).▶ Logged receiving touchdowns vs. Pitt, TCU, Iowa State, Kansas State and Kansas. His 4th-quarter touchdown against Iowa State proved to be the game winner.		<p>Pronounced TIE-ruhn</p> <ul style="list-style-type: none">▶ Transferred to OSU from LSU during preseason camp in 2015 and sat out last season per NCAA transfer rules.▶ A five-star prospect coming out of high school who was the No. 2 receiver in the class of 2015.▶ Had career bests against OU with 118 rec. yards and 2 TDs.▶ Tallied nine catches for 150 yards with two TDs at LSU.		<ul style="list-style-type: none">▶ Came to OSU as a walk-on who started out on the scout team and has now earned a scholarship and a role on Saturdays.▶ A 2016 First Team Academic All-Big 12 selection.▶ Has started all but three games this season and been an important role player in every game.▶ Played QB in high school.▶ Son of former New York Giant Cliff Abbott.	
1 Jalen McCleskey 5-10; 170; Jr; Covington, LA				15 Chris Lacy 6-3; 205; Sr; DeSoto, TX		6 Keenen Brown 6-3; 250; RJr; Houston, TX			
<ul style="list-style-type: none">▶ 5 career 100-yard rec. games.▶ His 15 career rec. TDs are second on the team to Washington.				<ul style="list-style-type: none">▶ Graduated third in his HS class and is majoring in industrial engineering and management.		<ul style="list-style-type: none">▶ A converted receiver who's started twice this year.▶ Four catches for 56 yds in 2017.			

Running Back	
5	Justice Hill 5-10; 185; So; Tulsa, OK
<ul style="list-style-type: none"> ▶ First-team All-Big 12 performer as voted by the coaches. ▶ One of 10 national semifinalists for the Doak Walker Award presented to the nation's top running back - the only Big 12 representative on the list. ▶ 2017 CoSIDA Academic All-District and first-team Academic All-Big 12 selection. ▶ Leads the Big 12 and ranks among the top 20 players nationally with 1,347 rushing yards and 112.2 rushing yards per game, despite playing on the No. 1 passing offense in the nation. ▶ Leads the Big 12 and among the top 20 nationally with 14 rushing touchdowns this season. ▶ Career-high 228 rushing yds vs. OU this year, breaking Barry Sanders' OSU Bedlam record. ▶ 13 career games with at least 100 rushing yds, including 10 of his last 16 outings and six of his last nine games. One more 100-yd performance will tie him for the ninth-most in OSU history. ▶ The 2016 FBS freshman rushing champion with 1,142 yards - a total that makes him Oklahoma State's all-time leading freshman rusher. It's also the fifth-highest total by a FR in Big 12 history. ▶ His 41.3-inch vertical leap is the highest on the team. 	
27	J.D. King 5-11; 205; Fr; Fitzgerald, GA
<ul style="list-style-type: none"> ▶ Career highs with 36 carries for 142 yards at WVU - the 11th-best by a freshman in OSU history. ▶ A powerful back who was physically ready for FBS football his first day on campus. ▶ His 466 rush yds rank second on the team and rank among the top Big 12 freshmen. 	

Quarterback	
2	Mason Rudolph 6-5; 230; Sr; Rock Hill, SC
<ul style="list-style-type: none"> ▶ Winner of the Johnny Unitas Golden Arm Award and finalist for the Davey O'Brien Award in 2017. ▶ 31-9 record as a starter and has led OSU to 10 wins in games in which it trailed in the second half. ▶ Leads FBS in passing yds (4,553), passing YPG (379.4) and pts. responsible for per game (22.5) in 2017. ▶ Already the owner of no fewer than 50 school records, last game he broke Barry Sanders' 1988 single-season OSU record for touchdowns responsible for. Sanders had 44 during his historic Heisman season while Rudolph is at 45 in 2017. Rudolph could also finish as OSU's most efficient passer ever. ▶ Responsible for at least 4 touchdowns in seven of OSU's nine wins this season. ▶ Has thrown for at least 300 yards in 11 of his last 13 games. ▶ OSU's all-time leader with 13,267 passing yds, 894 comp, 1,415 att and 13,289 yards total offense. ▶ Among the NCAA's top-five active career leaders in passing YPG (2 - 323.6), passing YPA (2 - 9.38), passing yds (3 - 13,267), total off. (3 - 13,289), total off. per play (3 - 8.13), efficiency (4 - 159.25), attempts (5 - 1,415), completions (5 - 894), TD passes (5 - 90) and total off. per game (5 - 324.1). ▶ Set a school record for passing yards in a half vs. Pitt, throwing for 423 in the first half with five touchdowns. That was also the most passing yards in a half vs. an FBS opponent since 2013. ▶ Is perhaps OSU's most active player in community service activities; marketing major. 	
14	Taylor Cornelius 6-6; 225; RJr; Bushland, TX
<ul style="list-style-type: none"> ▶ A former walk-on in his third season as an OSU backup, playing in eight career games. ▶ Rushed for 66 yards on three carries vs. Baylor, including a 40-yard touchdown run. ▶ Comes from an athletic family that includes 1996 Olympic gold medal swimmer Josh Davis. 	



PLAYER TIDBITS - DEFENSE AND SPECIAL TEAMS

Defensive End 82 Cole Walterscheid 6-5; 260; R/Jr; Muenster, TX Pronounced walter-SHIED ▶ Has started 20 games since the start of the 2016 season, including each of OSU's last five contests. ▶ His 6.5 tackles for loss this year rank him fourth on the team and second among OSU defensive ends. ▶ Has forced two fumbles and recovered one this season. ▶ Had a sack for a loss of seven yards in OSU's win at WVU.	Defensive Tackle 91 DeQuinton Osborne 6-0; 305; RSr; Grand Prairie, TX ▶ 2017 first-team All-Big 12 selection by the coaches who is perhaps the best interior d-linemen in the league. ▶ His 5.5 sacks lead the team this season and are 5th in the Big 12. ▶ Has 11.0 tackles for loss to lead the Cowboy defense. ▶ His 9.0 career sacks lead the OSU defense. ▶ A first team NJCAA All-American during his time at Kilgore JC.	Defensive Tackle 99 Trey Carter 6-3; 295; R/Jr; Dallas, TX ▶ Stepped into the starting role for each of the last two games. ▶ Had a sack at Texas that forced a fumble and a loss of 34 yards. ▶ Recovered a fumble vs. K-State. ▶ Tied for second on the team with two forced fumbles this year. ▶ Played in all 12 regular season games and totaled 4.5 TFL. ▶ His 21 total tackles this season are fourth among OSU's defensive linemen.	Defensive End 94 Jordan Brailford 6-3; 250; RSo; Tulsa, OK ▶ Earned second-team All-Big 12 honors in 2017. ▶ Leads all of OSU's defensive linemen with 51 tackles this year. ▶ His 4.5 sacks are second on the team this year. ▶ Has 10 TFL (second on team) and an interception this season. ▶ Has started seven of the last eight games and played in 23 games in his career.
95 Vili Leveni 6-4; 280; RSr; Hurst, TX Pronounced VILL-ee luh-VEN-ee ▶ Productive performer who makes an impact when healthy.	56 Enoch Smith, Jr. 6-2; 295; Jr; Chicago, IL ▶ A big DT who began his career at Michigan State. ▶ Has 2.5 sacks this season.	90 Taaj Bakari 6-1; 305; RSo; Mansfield, TX ▶ Has three tackles for loss in 10 games this season. ▶ Recovered a fumble at WVU.	89 Tralund Webber 6-5; 250; Sr; Cameron, TX ▶ Has a sack and 1.5 tackles for loss on the year. ▶ Has played in 25 games at OSU.

Cornerback 8 Rodarius Williams 6-0; 180; RFr; Shreveport, LA Pronounced roh-DARE-ee-us ▶ A young, talented player who has started every game at cornerback this season. ▶ 7 PBUs in the last 7 games. ▶ A Louisiana all-state selection in high school after grabbing four interceptions with two pick-sixes. ▶ Was also a standout on the basketball court and the track. ▶ His brother, Andreaez Williams, plays cornerback for LSU.	Star Linebacker 1 Calvin Bundage 6-2; 205; So; Edmond, OK ▶ Sacked OU's Baker Mayfield for 15 yards. ▶ Has started eight games this year, including the last six. ▶ A fast, hard-hitting linebacker with 46 tackles, 2.5 sacks and three quarterback hurries to his credit this season. ▶ Also has a pass breakup. ▶ Though he's a true sophomore, he's already played in 23 career games.	Mike Linebacker 45 Chad Whitener 6-0; 240; RSr; Mansfield, TX Pronounced WHITE-ner ▶ Leads team with 68 tkls in 2017. ▶ His 232 career tackles rank second on the team and eighth among active Big 12 players. ▶ His 32 career starts rank third on the OSU defense. ▶ Native Texan who started his career at Cal in 2013 before transferring in the 2014 summer. ▶ Earned national player of the week honors after snagging two interceptions vs. TCU in 2015.	Will Linebacker 19 Justin Phillips 6-0; 230; R/Jr; Pearland, TX ▶ OSU's third-leading tackler this season with 59. ▶ Pick-sixes in back-to-back games, one for 25 yards at USA and another for 10 yards at Pitt. ▶ Two FF vs. Baylor and 1 vs. KSU. ▶ His 42 tackles last season led all OSU underclassmen. ▶ Played in all 13 games last year and started against TTU and OU. ▶ Had a career day in OSU's win over TTU in 2016 with 14 tkls.	Cornerback 4 A.J. Green 6-1; 180; So; DeSoto, TX ▶ Ranks No. 23 in FBS w/ 4 INT. ▶ Game-winning INT at Iowa State. ▶ A young cornerback who has started every game in 2017. ▶ Two interceptions and two PBUs at WVU, returning one for 58 yds. ▶ Intercepted OU's Mayfield on the opening possession of the game. ▶ His 4.5 TFL this year ranks second in the OSU secondary. ▶ Part of an athletic family with three cousins playing NCAA DI sports and another in the WNBA.
2 Darius Curry 6-1; 205; RSr; Flowery Branch, GA ▶ Veteran member of the secondary who is in his fifth year as part of the program.	3 Kenneth Edison-McGruder 6-0; 220; Jr; Houston, TX ▶ A converted safety known for his ferocious hitting. ▶ Injured against Baylor and did not play at Texas, but returned at WVU.	9 Gyasi Akem 6-2; 239; Sr; Broken Arrow, OK ▶ Got his first career INT vs. Baylor. ▶ Has seen an increased role on defense in 2017.	16 Devin Harper 6-1; 240; RFr; Knoxville, TN ▶ Blocked a punt at Texas Tech. ▶ Has played in 11 games this year on defense or spec. teams.	25 Malik Kearse 6-0; 170; Sr; Miami, FL ▶ Played in one game in 2016 and had a good fall camp this year. ▶ Started career at Fort Scott CC.

Strong Safety 7 Ramon Richards 5-11; 185; Sr; San Antonio, TX Pronounced ruh-MOAN ▶ One of OSU fans' most beloved off-the-field personalities. ▶ Started 23 career games at CB before moving to S this season. ▶ Game-winning interception in OSU's OT win at Texas. ▶ 10 career interceptions to rank 15th among all active players. ▶ A high school QB who started 9 games at CB as a true freshman. ▶ Had offers from both Harvard and Yale out of high school.	Free Safety 31 Tre Flowers 6-3; 198; RSr; Converse, TX ▶ 2017 first-team All-Big 12 performer as selected by the coaches. ▶ Leads the team with 267 career tackles - third in the Big 12. ▶ Second on the team with 10 passes defended this season. ▶ Played strong safety until 2017. ▶ His 42 career starts represent the most on the OSU defense. ▶ Competed as long jumper at OSU. ▶ Second team Academic All-Big 12 honoree in 2015.	Kicker 49 Matt Ammendola 5-9; 195; RSo; Lansdale, PA ▶ 1st in the Big 12 and 5th in FBS with 10.6 pts. per game in 2017. ▶ Made a 53-yard FG at USA. ▶ Made 10 of last 11 FGA - 8 straight. ▶ Big 12 Wk 2 Player of the Week. ▶ Game-winning FG in OT at Texas. ▶ A walk-on who also made a 53-yard field goal last year.	Kickoff Return 24 LD Brown 5-9; 193; RFr; Dallas, TX ▶ A straight-ahead returner who was a track and field performer at Texas powerhouse DeSoto HS. ▶ Moved into the role of OSU's lead kick returner at Iowa State and has held that position ever since. ▶ Has returned seven kickoffs this season with an average of 22.0 yds. ▶ Long return of 29 yards.	Punt Return 17 Dillon Stoner 6-0; 198; RFr; Tulsa, OK ▶ Assumed primary punt return duties as part of Oklahoma State's win over Texas, returning three punts for 14 yards in that contest. ▶ Had two punt returns at WVU, including a season-best 20-yarder to help switch the field for the OSU offense. ▶ Led Jenks HS to four state titles while starring at WR, DB, punter and return man. He also was the holder on place kicks.
35 Chance Cook 6-0; 190; So; Canadian, TX ▶ A standout on special teams. ▶ First career start at safety came this year vs. K-State.	5 Jerel Morrow 6-3; 198; RSr; Converse, TX ▶ A standout on special teams who also rotates in on defense. ▶ First career interception at WVU.	Punter 29 Zach Sinor 5-10; 223; R/Jr; Castroville, TX Pronounced SIGH-ner ▶ Was the nation's best in 2016 at pinning opponents inside their own 20 (62.5%). ▶ 3 of 5 punts inside 20 vs Iowa St. ▶ Started as OSU's punter since his first game as a FR in 2015. ▶ Season long 57-yd punt vs. TCU.	88 Landon Wolf 5-11; 170; RFr; Tulsa, OK ▶ Debuted as a return man vs. Iowa State and has held that position since.	80 Tylan Wallace 6-0; 185; Fr; Fort Worth, TX ▶ True freshman playmaker was the highest-rated member of OSU's 2017 recruiting class.



GAME NOTES

CFP RANKINGS, FINAL

RK	TEAM	RECORD
1	Clemson	12-1
2	Oklahoma	12-1
3	Georgia	12-1
4	Alabama	11-1
5	Ohio State	11-2
6	Wisconsin	12-1
7	Auburn	10-3
8	USC	11-2
9	Penn State	10-2
10	Miami	10-2
11	Washington	10-2
12	UCF	12-0
13	Stanford	9-4
14	Notre Dame	9-3
15	TCU	10-3
16	Michigan State	9-3
17	LSU	9-3
18	Washington State	9-3
19	Oklahoma State	9-3
20	Memphis	10-2
21	Northwestern	9-3
22	Virginia Tech	9-3
23	Mississippi State	8-4
24	NC State	8-4
25	Boise State	10-3

ASSOCIATED PRESS POLL, WEEK 15

RK	TEAM	RECORD	PTS
1	Clemson(43)	12-1	1506
2	Oklahoma(18)	12-1	1474
3	Georgia	12-1	1409
4	Alabama	11-1	1307
5	Ohio State	11-2	1300
6	Wisconsin	12-1	1162
7	Auburn	10-3	1123
8	USC	11-2	1101
9	Penn State	10-2	1008
10	UCF	12-0	983
11	Miami	10-2	948
12	Washington	10-2	820
13	TCU	10-3	816
14	Notre Dame	9-3	632
15	Stanford	9-4	629
16	LSU	9-3	599
17	Oklahoma State	9-3	549
18	Michigan State	9-3	487
19	Memphis	10-2	475
20	Northwestern	9-3	398
21	Washington State	9-3	342
22	Virginia Tech	9-3	323
23	South Florida	9-2	115
24	Mississippi State	8-4	103
25	Boise State	10-3	59

Others receiving votes: NC State 54, San Diego State 40, Toledo 25, Louisville 11, Michigan 8, Florida Atlantic 8, Fresno State 6, Missouri 3, Kansas State 1, Troy 1

AMWAY COACHES POLL, WEEK 15

RK	TEAM	RECORD	PTS
1	Clemson(49)	12-1	1510
2	Oklahoma(10)	12-1	1462
3	Georgia(2)	12-1	1416
4	Alabama	11-1	1312
5	Ohio State	11-2	1298
6	Wisconsin	12-1	1162
7	USC	11-2	1140
8	Auburn	10-3	1085
9	Penn State	10-2	1006
10	UCF	12-0	986
11	Miami	10-2	934
12	Washington	10-2	855
13	TCU	10-3	807
14	LSU	9-3	638
15	Notre Dame	9-3	628
16	Stanford	9-4	607
17	Oklahoma State	9-3	522
18	Memphis	10-2	485
19	Michigan State	9-3	474
20	Northwestern	9-3	370
21	Washington State	9-3	310
22	Virginia Tech	9-3	302
23	Mississippi State	8-4	134
24	South Florida	9-2	126
25	Boise State	10-3	72

Others Receiving Votes: NC State 54, San Diego State 50, Florida Atlantic 24, Toledo 21, Troy 11, Michigan 11, Fresno State 5, Louisville 4, South Carolina 4

THE BASICS

The Oklahoma State football team (9-3 overall; 6-3 Big 12) makes its 12th consecutive bowl appearance when it travels to Orlando to face Virginia Tech (9-3 overall; 5-3 ACC) in the Camping World Bowl at 4:15 p.m. CT on Thursday, Dec. 28 in Camping World Stadium. Outside of the College Football Playoff, it is the only bowl this season that pits an FBS top-five scoring offense against an FBS top-five scoring defense.

ON THE AIR

The game will be televised by ESPN with TV talent to be announced. The contest will also be carried live on the Cowboy Radio Network, with Dave Hunziker handling play-by-play, John Holcomb providing analysis and Robert Allen reporting from the sideline. Fans outside of the Cowboy Radio Network can listen to the OSU broadcast for free through TuneIn Radio or the TuneIn Radio app.

IN THE RANKINGS

Oklahoma State is ranked No. 17 in the Associated Press poll and No. 17 in the Amway Coaches Poll. The Cowboys have been ranked in the top 25 of both polls since week 10 of the 2016 season.

Including this season, OSU has reached the top 15 of the A.P. poll at some point in nine of the past 10 seasons and the top 10 of the A.P. poll in eight of the last 10 seasons. The Camping World Bowl against Virginia Tech marks the 96th time in the Cowboys' last 127 games that OSU has been ranked by the A.P. entering a game. Virginia Tech is ranked No. 22 in the CFP Rankings, AP Poll and Coaches Poll.

OSU has been ranked in every set of College Football Playoff rankings this year. The Cowboys, who sit at No. 19 after the regular season, are one of only five teams to be ranked in every set of CFP rankings since the beginning of 2015, joining Alabama, Clemson, Oklahoma and Ohio State.

THE SERIES

This marks just the third meeting all-time between the Cowboys and the Hokies. The teams traded a home-and-home series in 1971 and 1972, but have not met outside of the that. The Cowboys won the first leg in Stillwater, 24-16, with the Hokies winning the next year in Blacksburg, 34-32.

OKLAHOMA STATE AMONG THE BEST IN BOWL GAMES

Oklahoma State is 17-10 in its 27 all-time bowl appearances. Its 63 percent winning percentage ranks fourth among all schools with a minimum of 20 bowl appearances. A closer look:

School	Games	Wins	Losses	Ties	Pct.
Utah	20	16	4	0	0.800
USC	51	34	17	0	0.667
Ole Miss	37	24	13	0	0.649
Oklahoma State	27	17	10	0	0.630
Florida State	45	27	16	2	0.622
Syracuse	25	15	9	1	0.620
Penn State	47	28	17	2	0.617
Georgia	52	30	19	3	0.613
Mississippi State	20	12	8	0	0.600
Alabama	66	38	25	3	0.598

OKLAHOMA STATE'S BOWL RESULTS

Year	Bowl	Opponent	Result	Score
1945	Cotton Bowl	vs. TCU	W	34-0
1946	Sugar Bowl	vs. St. Mary's	W	33-13
1949	Delta Bowl	vs. William & Mary	L	0-20
1958	Bluegrass Bowl	vs. Florida State	W	15-6
1974	Fiesta Bowl	vs. BYU	W	16-6
1976	Tangerine Bowl	vs. BYU	W	49-21
1981	Independence Bowl	vs. Texas A&M	L	16-33
1983	Bluebonnet Bowl	vs. Baylor	W	24-14
1984	Gator Bowl	vs. South Carolina	W	21-14
1985	Gator Bowl	vs. Florida State	L	23-34
1987	Sun Bowl	vs. West Virginia	W	35-33
1988	Holiday Bowl	vs. Wyoming	W	62-14
1997	Alamo Bowl	vs. Purdue	L	20-33

LONGEST ACTIVE BOWL STREAKS

1.	36	Florida State
2.	25	Virginia Tech
3.	21	Georgia
4.	19	Oklahoma
5.	18	LSU
6.	16	Boise State
	16	Wisconsin
8.	14	Alabama
	14	Clemson
10.	12	Oklahoma State
11.	9	Stanford
	9	Texas A&M



GAME NOTES

Oklahoma State Leaders

Rushing	Att	Net	TD
Justice Hill	245	1347	14
J.D. King	97	486	4
LD Brown	33	211	3
Passing	C-A-I	Yds	TD
Mason Rudolph	297-457-9	4,533	35
Receiving	Rec	Yds	TD
James Washington	69	1,423	12
Marcell Ateman	54	1,049	8
Jalen McCleskey	49	633	5
Dillon Stoner	40	541	5
Tackles	Solo	Asst.	Total
Chad Whitener	47	21	68
Tre Flowers	45	22	67
Justin Phillips	41	18	59
Tackles for Loss	No.	Yds	
DeQuinton Osborne	11.0	51	
Jordan Brailford	10.0	54	
Interceptions	No.	Yds	
A.J. Green	4	65	
4 tied	2	-	

Virginia Tech Leaders

Rushing	Att	Net	TD
Travon McMillian	104	439	2
Deshawn McCleese	90	406	3
Josh Jackson	108	274	4
Passing	C-A-I	Yds	TD
Josh Jackson	214-355-8	2,743	19
Receiving	Rec	Yds	TD
Cam Phillips	71	964	7
Sean Savoy	39	454	4
Eric Kumah	23	252	1
Travon McMillian	12	173	3
Tackles	Solo	Asst.	Total
Tremaine Edmunds	55	47	102
Andrew Motuapuaka	41	44	85
Mook Reynolds	44	26	70
Tackles for Loss	No.	Yds	
Tremaine Edmunds	14.0	52	
Tim Settle	12.5	37	
Interceptions	No.	Yds	
Greg Stroman	4	47	
Reggie Floyd	3	106	

2002	Houston Bowl	vs. Southern Miss	W	33-23
2004	Cotton Bowl	vs. Ole Miss	L	28-31
2004	Alamo Bowl	vs. Ohio State	L	7-33
2006	Independence Bowl	vs. Alabama	W	34-31
2007	Insight Bowl	vs. Indiana	W	49-33
2008	Holiday Bowl	vs. Oregon	L	31-42
2010	Cotton Bowl	vs. Ole Miss	L	7-21
2010	Alamo Bowl	vs. Arizona	W	36-10
2012	Fiesta Bowl	vs. Stanford	W	41-38 (OT)
2012	Heart of Dallas Bowl	vs. Purdue	W	58-14
2014	Cotton Bowl	vs. Missouri	L	31-41
2015	Cactus Bowl	vs. Washington	W	30-22
2016	Sugar Bowl	vs. Ole Miss	L	20-48
2016	Alamo Bowl	vs. Colorado	W	38-8
2017	Camping World Bowl	vs. Virginia Tech	-	-

OKLAHOMA STATE FROM A DISTANCE

Oklahoma State is 9-3 on the year and enters its 12th consecutive bowl game after wrapping up a third-place finish in the Big 12 standings. With a win against Virginia Tech, the Cowboys will secure their sixth season since 2010 with at least 10 wins, including their third in a row. Three straight 10-win seasons would mark the longest streak in program history and would make OSU one of less than 10 teams to secure 10 wins in each of the last three seasons.

The Cowboys lead the FBS in passing offense (392.3) and are ranked No. 2 nationally in total offense (575.7) and No. 3 nationally in scoring offense (46.3). Quarterback Mason Rudolph leads the nation in passing yards, passing yards per game and points responsible for. He's also among the national leaders in every important passing statistic. His top target, James Washington, leads the nation with 1,423 receiving yards and 118.6 receiving yards per game and he's hit the 100-yard mark a school-record 20 times in his career. On top of that, running back Justice Hill is the Big 12's leading rusher and No. 17 nationally with 1,347 yards. With those three and receiver Marcell Ateman, OSU is the only team in Big 12 history with a 4,000-yard passer, two 1,000-yard receivers and a 1,000-yard rusher - which has happened only nine other times in FBS history and only twice at the Power Five level.

The Cowboy defense has continued its legacy of creating turnovers, ranking 11th in FBS with 16 interceptions this season. The OSU defense has forced a turnover in 26 straight games.



LAST TIME OUT

Nov. 18, 2017 | Stillwater, Okla.
Attendance: 56,790 | TV: FS1

KANSAS

17

OKLAHOMA STATE 18/21

58

Captains: Chris Lacy, Ramon Richards, Chad Whitener, Cole McKnight

Score by Quarters	1	2	3	4	Score
Kansas	3	7	7	0	17
Oklahoma State	10	24	14	10	58

Scoring Summary

1st	12:05	OSU	Rudolph, Mason 1 yd run (Ammendola kick)
			7-74 2:55, KU 0 - OSU 7
	06:22	OSU	Ammendola, Matt 43 yd field goal
			6-16 1:38, KU 0 - OSU 10
	01:36	KU	Rui, Gabriel 50 yd field goal
			12-46 4:46, KU 3 - OSU 10
2nd	13:41	OSU	Hill, Justice 12 yd run (Ammendola, Matt kick)
			10-75 2:55, KU 3 - OSU 17
	10:41	OSU	Stoner 76 yd pass from Rudolph (Ammendola kick)
			2-78 0:31, KU 3 - OSU 24
	04:28	OSU	Ammendola, Matt 36 yd field goal
			13-59 4:31, KU 3 - OSU 27
	02:00	OSU	Brown, LD 1 yd run (Ammendola, Matt kick)
			6-69 1:13, KU 3 - OSU 34
	00:07	KU	Fairs, Evan 33 yd pass from Bender (Rui kick)
			9-73 1:53, KU 10 - OSU 34
3rd	14:00	OSU	Washington 30 yd pass from Rudolph (Ammendola kick)
			1-30 0:06, KU 10 - OSU 41
	05:41	KU	Sims, Steven 2 yd pass from Bender (Rui kick)
			7-41 2:20, KU 17 - OSU 41
	02:12	OSU	Rudolph, Mason 1 yd run (Ammendola, Matt kick)
			8-75 3:29, KU 17 - OSU 48
4th	10:43	OSU	Ammendola, Matt 49 yd field goal
			12-60 4:32, KU 17 - OSU 51
	04:58	OSU	Brown, LD 1 yd run (Ammendola, Matt kick)
			7-65 4:16, KU 17 - OSU 58

	KU	OSU
FIRST DOWNS	11	29
RUSHES-YARDS (NET)	30-69	42-167
PASSING YDS (NET)	172	494
Passes Att-Comp-Int	32-17-1	44-32-0
TOTAL OFFENSE PLAYS-YARDS	62-241	86-661
Fumble Returns-Yards	0-0	0-0
Punt Returns-Yards	2-37	0-0
Kickoff Returns-Yards	8-159	2-37
Interception Returns-Yards	0-0	1-6
Punts (Number-Avg)	10-36.1	3-41.0
Fumbles-Lost	0-0	1-0
Penalties-Yards	3-19	4-30
Possession Time	26:24	33:36
Third-Down Conversions	6 of 18	9 of 17
Fourth-Down Conversions	0 of 0	1 of 1
Red-Zone Scores-Chances	1-1	6-6
Sacks By: Number-Yards	2-12	3-21

RUSHING: Kansas-Martin, Taylor 17-60; Thompson, Deron 7-17; Herbert, Khalil 2-5; Bender, Peyton 4-minus 13. Oklahoma State-Hill, Justice 16-58; Brown, LD 8-48; Wilson, Ja'Ron 6-27; Lacy, Chris 1-26; Cornelius, Taylor 3-17; TEAM 1-minus 2; Rudolph, Mason 7-minus 7.

PASSING: Kansas-Bender, Peyton 17-32-1-172. Oklahoma State-Rudolph, Mason 31-43-0-438; Cornelius, Taylor 1-1-0-56.

RECEIVING: Kansas-Sims, Steven 9-69; Fairs, Evan 2-44; Schadler, Ryan 2-31; Martin, Taylor 2-4; Johnson, Kerr 1-21; Harrell, Chase 1-3. Oklahoma State-Washington, James 8-106; McCleskey, Jalen 7-67; Stoner, Dillon 4-113; Ateman, Marcell 4-107; Lacy, Chris 3-24; Hill, Justice 2-7; Alexander, Tyrell 1-56; Abbott, Britton 1-11; Finefeuiaki, Sione 1-5; Brown, LD 1-minus 2.

INTERCEPTIONS: Kansas-None. Oklahoma State-Whitener, Chad 1-6.

FUMBLES: Kansas-None. Oklahoma State-Cornelius, Taylor 1-0.



GAME NOTES

STATE OF THE PROGRAM



The list of Oklahoma State products now in the NFL includes three Pro Bowlers - kicker Dan Bailey of the Dallas Cowboys, receiver Dez Bryant of the Dallas Cowboys, and offensive lineman Russell Okung of the Los Angeles Chargers. The complete list:

Player	Team	Position
Dan Bailey	Dallas Cowboys	K
Dez Bryant	Dallas Cowboys	WR
Chris Carson	Seattle Seahawks	RB
Michael Hunter	New York Giants	CB
Blake Jarwin	Dallas Cowboys	TE
Ashton Lampkin	Kansas City Chiefs	CB
Emmanuel Ogbah	Cleveland Browns	DL
Russell Okung	Los Angeles Chargers	OT
Tyler Patmon	Jacksonville Jaguars	CB
Kevin Peterson	Los Angeles Rams	CB
Lenzy Pipkins	Green Bay Packers	CB
Lane Taylor	Green Bay Packers	OG
Vincent Taylor	Miami Dolphins	DT
Brandon Weeden	Tennessee Titans	QB

Since Mike Gundy took over as head coach in 2005, Oklahoma State has produced 21 NFL draft picks. The list:

OSU'S DRAFT PICKS UNDER MIKE GUNDY

Year	Rd.	Pick	Player	Pos.	Team
2005	2	56	Darrent Williams	CB	Denver Broncos
2005	3	73	Vernand Morency	RB	Houston Texans
2005	7	249	Billy Bajema	TE	San Francisco 49ers
2006	6	199	Charlie Johnson	T	Indianapolis Colts
2007	4	132	Ryan McBean	DE	Pittsburgh Steelers
2007	6	209	Corey Hilliard	OT	New England Patriots
2009	1	20	Brandon Pettigrew	TE	Detroit Lions
2010	1	6	Russell Okung	OL	Seattle Seahawks
2010	1	24	Dez Bryant	WR	Dallas Cowboys
2010	5	137	Perrish Cox	DB	Denver Broncos
2010	7	250	Zac Robinson	QB	New England Patriots
2011	4	115	Kendall Hunter	RB	San Francisco 49ers
2012	1	5	Justin Blackmon	WR	Jacksonville Jaguars
2012	1	22	Brandon Weeden	QB	Cleveland Browns
2012	6	190	Markelle Martin	S	Tennessee Titans
2013	5	151	Joseph Randle	RB	Dallas Cowboys
2014	1	8	Justin Gilbert	CB	Cleveland Browns
2015	7	252	Josh Furman	DB	Denver Broncos
2016	2	32	Emmanuel Ogbah	DE	Cleveland Browns
2017	6	194	Vincent Taylor	DT	Miami Dolphins
2017	7	249	Chris Carson	RB	Seattle Seahawks

VIRGINIA TECH FROM A DISTANCE

Virginia Tech enters the Camping World Bowl with a 9-3 overall record on the season to match OSU's 9-3 record. As has typically been the case over the years, the Hokies' primary calling card is defense.

The Hokies enter bowl season ranked among the national leaders in nearly every defensive category, including No. 4 in scoring defense (13.5 ppg), No. 2 in third down percentage defense (.251), No. 3 in red zone defense (.667) and No. 5 in total first downs allowed (17.6 per game). On top of that, Virginia Tech leads the nation with six blocked kicks and puts it all together to rank 12th in FBS in total defense at 305.3 yards per game.

With its only losses coming at the hands of then-No. 2 Clemson, then-No. 10 Miami (FL) and on the road at Georgia Tech, Virginia Tech has put together an impressive run and is also looking for back-to-back 10-win seasons. The Hokies' defense and OSU's offense makes the Camping World Bowl the only bowl outside of the CFP this season that matches up an FBS top-five scoring offense with an FBS top-five scoring defense.

AN OKLAHOMA STATE WIN WOULD...

- Give Oklahoma State three-straight 10-win seasons to mark the longest streak in school history. Only OSU (with a Camping World Bowl win) Alabama, Clemson, Ohio State, Oklahoma, San Diego State, Wisconsin and Stanford (with an Alamo Bowl win) can claim 10-wins in each of the past three seasons.
- Mark the sixth 10-win season for the Cowboys under Mike Gundy, all since 2010.
- Improve the Cowboys to 18-4 in their last 22 games overall.
- Make the Cowboys 2-1 all-time vs. Virginia Tech.
- Give OSU an 18-10 all-time record in bowl games, ranking among the top five bowl winning percentages among teams with at least 20 appearances.
- Mark the second straight season it has won a bowl game, its third bowl win in the last four seasons and its sixth bowl win in the last eight seasons.
- Improve the Cowboys to 1-0 all-time in the Camping World Bowl.
- Improve OSU to 6-7 all-time against current members of the ACC.

NOTABLE STREAKS AND TRENDS ENTERING THE GAME

- Oklahoma State has won 17 of its last 21 games overall.
- OSU is 14-2 in its last 16 games decided by less than 10 points.
- QB Mason Rudolph has thrown 57 touchdown passes against just 11 interceptions in his last 21 games.
- James Washington has at least one catch in 44 straight games - the second-longest active streak in FBS.
- Justice Hill has rushed for at least 100 yards in six of his last nine games and in 10 of his last 16 games.
- OSU is outscoring opponents, 137-58, in first quarters this year. The Cowboys have five first-quarter shutouts.
- OSU has won three straight overtime games.
- OSU has had at least one 100-yard receiver in nine of 12 games this season. Cowboy receivers have combined for 19 100-yard performances this season.
- OSU has had a 100-yard rusher in seven of 12 games this season.
- OSU has outrushed its opponent in 11 of its last 13 games and in 13 of its last 16 games.
- Oklahoma State has won 31 of its last 40 games overall, dating back to the end of the 2014 season.
- OSU has forced at least one turnover in 26 straight games and in 35 of the last 36 games, dating to 2015.
- Dating back to 2005, the Cowboys have won 32 of their last 34 games when not committing a turnover.
- Dating back to 2008, the Cowboys have won 56 of their last 61 games when winning the turnover battle.

2017 BIG 12 BOWL GAMES

Dec. 23	Birmingham Bowl	Texas Tech vs. South Florida
Dec. 26	Zaxby's Heart of Dallas Bowl	West Virginia vs. Utah
Dec. 26	Cactus Bowl	Kansas State vs. UCLA
Dec. 27	Academy Texas Bowl	Texas vs. Missouri
Dec. 28	Camping World Bowl	No. 19 Oklahoma State No. 22 Virginia Tech
Dec. 28	Valero Alamo Bowl	No. 15 TCU vs. No. 13 Stanford
Dec. 30	AutoZone Liberty Bowl	Iowa State vs. No. 20 Memphis
Jan. 1	Rose Bowl	No. 2 Oklahoma vs. No. 3 Georgia



GAME NOTES

Team and Player Notes

WIN INDICATORS

There are many things that factor into whether a team wins a game or not, but a long-term look at the trends during Mike Gundy's tenure at Oklahoma State shows that winning the turnover battle and winning the run game are two of the easiest ways to predict an OSU victory.

Since 2005, when the Cowboys win the turnover battle, they are 66-8 (89.2 pct.) They are 31-2 (93.9 pct.) in games when they commit zero turnovers. OSU is 85-21 under Gundy when outrushing the opponent (80.2 pct.) and is 37-5 when holding the opponent under 100 yards on the ground (88.0 pct.).

History also shows that OSU is tough to beat when it takes a lead into halftime, as the Cowboys are 88-7 when leading at intermission under Gundy (92.6 pct.).

COWBOYS IN CLOSE GAMES

One of the best marks of a great program is finding a way to win when the game is close at the end. Under Mike Gundy, the Cowboys have excelled in that area.

Dating back to the 2014 season, OSU is 14-2 in its last 16 games decided by less than 10 points, including a streak of three straight overtime wins. That kind of consistency in pressure situations plays a large part in OSU's success. Going back to the beginning of the Gundy era in 2005, OSU is 30-19 in games decided by less than 10 points.

ROAD WARRIORS

Oklahoma State's 9-3 record is indicative of its success this season, but what makes the record even more impressive is that six of the nine wins have come in true road games. With the win over No. 24 Iowa State in Ames, OSU wrapped up a perfect road record this year for the third time in the Gundy era. In fact, OSU is the only school in the nation with a 6-0 road record this season. Going back to the 2014 season, OSU is 15-2 in its last 17 true road games. Its current six-game road winning streak ranks as the third-longest in school history. A look at how the current streak compares to others in OSU history:

1. 11 Nov. 19, 1943 - Nov. 24, 1945
2. 10 Oct. 8, 2010 - Nov. 18, 2011
3. 6 **Sept. 8 - present**
3. 6 Dec. 6, 2014 - Nov. 14, 2015

MAKING HISTORY - 4K PASSER, 1K RECEIVER, 1K RECEIVER, 1K RUSHER

OSU became the first team in Big 12 history with a 4,000-yard passer (Mason Rudolph), two 1,000-yard receivers (James Washington and Marcell Ateman) and a 1,000-yard rusher (Justice Hill) in the same season. That feat has only been accomplished nine other times in FBS history and only two other times at the Power Five level.

The Cowboys join 2001 Fresno State, 2003 Oregon State, 2007 Tulsa, 2010 Hawaii, 2013 Ball State, 2013 Florida State, 2015 Bowling Green, 2016 Louisiana Tech and 2016 Western Kentucky as the only teams to do it.

CAMPING WORLD BOWL TALKING POINTS - OFFENSE

► Oklahoma State receiver James Washington has solidified himself as the nation's best wide receiver and as the clear favorite to win the Biletnikoff Award. The senior out of Stamford, Texas (pop. 3,000 people) leads the nation in receiving yards this season with 1,423 and is No. 1 among all active players with 4,346 yards in his career. The OSU career record for receiving yards is within reach, as well as the Big 12 career record.

► OSU ranks No. 2 nationally in total offense with 575.7 yards per game and No. 3 nationally with 46.3 points per game. The Cowboys average 7.3 yards per offensive snap, and have had at least 428 offensive yards in every game this season - going over 500 yards in nine of 12 games. OSU averages 11.4 first quarter points and 25.75 points before the half.

► Several Oklahoma State season records are within reach or already broken. OSU's 19 individual 100-yard receiving games this year are a new record, and total offense per game and per play would both be records if the season ended today. Additionally, nearly all of the individual and team records for passing and total offense are within reach or already broken.

► Running back Justice Hill has made a case to include his name among the top-tier of running backs in the nation. Only a sophomore, he already has 13 career 100-yard games to his credit (seven this season), and ranks first in the Big 12 and 17th nationally with 1,347 rushing yards despite playing as part of an offense that ranks No. 1 nationally in passing.

► One of the major contributing factors to OSU's offensive success is balance. The Cowboys have attempted 473 rushes and 471 passes on the season, scoring 33 rushing touchdowns and 35 passing touchdowns. 12 different Cowboys have scored a touchdown this season and seven different Cowboys have scored at least five TDs this year.

STATE OF THE PROGRAM

FIRST-ROUND PICKS, 2009-17 (BIG 12)

1. Oklahoma State	6
Baylor	6
3. Oklahoma	5
4. Texas	4
West Virginia	4
6. TCU	3
7. Texas Tech	2
8. Kansas State	1
9. Iowa State and Kansas	0

FIRST-ROUND PICKS, 2009-17 (NATIONAL)

1. Alabama	22
2. Florida	13
Ohio State	13
4. Florida State	10
LSU	10
6. Texas A&M	9
USC	9
8. Missouri	8
Clemson	8
10. Georgia	7
North Carolina	7
Wisconsin	7
13. Oklahoma State	6
Baylor	6
Louisville	6
Notre Dame	6
Mississippi	6
Tennessee	6
Washington	6
Stanford	6
21. California	5
Oklahoma	5
Oregon	5

MOST 10-WIN SEASONS, 2010-2017

1. Alabama [^]	8
2. Oklahoma [^]	7
Ohio State [^]	7
4. Florida State	6
Stanford	6
Wisconsin [^]	6
Clemson [^]	6
8. Oklahoma State	5
Michigan State	5
Oregon	5
Boise State	5
Georgia [^]	5
TCU [^]	5
14. Baylor	4
LSU	4

[^] Includes 10-wins during the 2017 season.

RECORD IN BIG 12 GAMES SINCE 2010

1. Oklahoma	58-14	.806
2. Oklahoma State	50-21	.704
3. Kansas State	43-27	.614
4. TCU*	32-23	.582
5. Baylor	40-30	.571
6. West Virginia*	27-26	.509
7. Texas	34-36	.486
8. Texas Tech	25-46	.352
9. Iowa State	20-51	.282
10. Kansas	4-67	.056

* TCU and West Virginia didn't join the Big 12 until 2012.



GAME NOTES

COWBOYS IN CLOSE GAMES

Success in close games has been part of Mike Gundy's career success. A look at how the Cowboys have fared in close games (less than 10 points separating the final score) during his head coaching career, which spans from 2005 to the present:

2005

Montana State	W	15-10
Missouri	L	31-38
No. 13 Texas Tech	W	24-17

2006

at Houston	L	25-34
at Kansas State	L	27-31
No. 23 Texas A&M	L	33-34 (OT)
at Texas Tech	L	24-30
No. 13 Oklahoma	L	21-27
Alabama (Independence Bowl)	W	34-31

2007

Texas Tech	W	49-45
at Texas A&M	L	23-24
No. 25 Kansas State	W	41-39
No. 14 Texas	L	35-38

2008

at No. 3 Missouri	W	28-23
at No. 1 Texas	L	24-28

2009

at Texas A&M	W	36-31
Texas Tech	W	24-17
Colorado	W	31-28

2010

Troy	W	41-38
Texas A&M	W	38-35
No. 14 Oklahoma	L	41-47

2011

at No. 8 Texas A&M	W	30-29
No. 17 Kansas State	W	52-45
at Iowa State	L	31-37 (OT)
No. 4 Stanford (Fiesta Bowl)	W	41-38 (OT)

2012

No. 12 Texas	L	36-41
at Kansas	W	20-14
at No. 14 Oklahoma	L	48-51 (OT)
at Baylor	L	34-41

2013

at West Virginia	L	21-30
Kansas State	W	33-29
No. 18 Oklahoma	L	24-33

2014

vs. No. 1 Florida State	L	31-37
at Kansas	W	27-20
at No. 18 Oklahoma	W	38-35 (OT)
Washington (Cactus Bowl)	W	30-22

2015

at Texas	W	30-27
Kansas State	W	36-34
at West Virginia	W	33-26 (OT)
at Iowa State	W	35-31

2016

Central Michigan	L	27-30
Pittsburgh	W	45-38
Iowa State	W	38-31
at Kansas State	W	43-37
Texas Tech	W	45-44

2017

Texas Tech	W	41-34
at Texas	W	13-10 (OT)
at No. 24 Iowa State	W	49-42
Kansas State	L	40-45

RUDOLPH WRAPPING UP HEISMAN-WORTHY SEASON

Mason Rudolph has quarterbacked Oklahoma State to a 31-9 record as a starter and has led the Cowboys to 10 victories in games in which they trailed during the second half.

Rudolph owns no fewer than 50 school records, including the career record for passing yards, total offense, passing touchdowns, touchdowns responsible for, completions, attempts and more. With 45 touchdowns responsible for this season, Rudolph surpassed Barry Sanders' previous school record of 44 set during his record-breaking 1988 Heisman Trophy season. With 438 passing yards vs. Kansas, Rudolph extended his OSU record of career 400-yard passing games to 10. He has five 300-yard passing halves in his career - a feat that had only been accomplished twice in Oklahoma State history prior to last season. He's hit 300 yards passing in 11 of his last 13 games, and his seven straight games with 300 yards passing earlier this season marked the longest such streak in OSU history. His 22 career 300-yard games are also a record. He set the school record for passing yards in a half with 423 yards in the first half at Pitt this year and last year set the single-game passing yardage record against Pitt with 540. He was the only quarterback in the country last season to throw for more than 4,000 yards with fewer than five interceptions, and this season he's thrown for 4,553 yards and 35 touchdowns against nine interceptions.

Rudolph has been tabbed as the No. 1 senior quarterback in the country by Mel Kiper. He won the Johnny Unitas Golden Arm Award and was a national finalist for the Davey O'Brien Award and the Manning Award. Additionally, he was on watch lists for the Maxwell Award, the Wuerffel Trophy and the Allstate AFCA Good Works Team.

RUDOLPH HAS THE MOST WINS IN PROGRAM HISTORY

With a win at West Virginia, Mason Rudolph passed Mike Gundy as Oklahoma State's all-time winningest quarterback with his 30th career victory as a starter. He has quarterbacked the Cowboys to wins over every school in the Big 12. A look at where he stands entering his final game at OSU:

Rank	Name	Years as a Starter	Record
1.	Mason Rudolph	2014-2017	31-9
2.	Mike Gundy	1986-1989	28-14
3.	Brandon Weeden	2010-2011	23-3
4.	Zac Robinson	2007-2009	23-13

MASON RUDOLPH: THE NUMBERS SPEAK FOR THEMSELVES

Now in his final season of college football, Rudolph's numbers are among the best in the nation when it comes to both career and season rankings. A look at how his numbers rank among all FBS players:

Career Ranking Among Active FBS Players

Rk	Statistic	Value
2.	Passing Yards Per Game	323.6
2.	Passing Yards per Attempt	9.38
2.	Passing Yards	13,267
3.	Total Offense	13,289
3.	Total Offense Yds Per Play	8.13
4.	Passing Efficiency	159.25
5.	Passing Attempts	1,415
5.	Passing Completions	894
5.	Touchdown Passes	90
5.	Total Offense Per Game	324.1

2017 FBS Rankings

Rk	Statistic	Value
1.	Passing Yards	4,553
1.	Passing Yards Per Game	379.4
1.	Points Responsible For Per Game	22.5
2.	Total Offense	381.8
3.	Points Responsible For	270
3.	Passing Efficiency	170
3.	Passing Yards per Completion	15.33
3.	Yards per Pass Attempt	9.96
4.	Passing TDs	35
7.	Completions Per Game	24.75

LONG COMPLETIONS

Last year, Rudolph was third nationally in 30-plus yard completions and he was the only quarterback in the country with four completions of at least 80 yards.

He's been even more impressive in that category this season, as he leads the nation in completions of at least 10, 30, 40 and 60 yards.

A look at the national leaders sorted by 30-plus yard completions:

Rk	Player, School	G	10+	20+	30+	40+	50+	60+	70+	80+	90+
1.	Mason Rudolph, Oklahoma State	12	173	66	40	23	15	10	4	2	0
2.	Baker Mayfield, Oklahoma	13	162	75	36	23	14	5	3	2	0
3.	Will Grier, West Virginia	11	117	49	32	20	12	8	3	0	0
4.	Riley Ferguson, Memphis	12	154	63	31	16	8	4	1	1	0
4.	Drew Lock, Missouri	12	128	58	31	22	18	8	3	0	0
4.	McKenzie Milton, UCF	12	140	70	31	19	8	5	2	1	0
7.	Justice Hansen, Arkansas State	11	140	53	27	9	6	2	2	0	0
8.	John Wolford, Wake Forest	11	107	47	26	9	1	0	0	0	0



GAME NOTES

THE BEST WIDE RECEIVER IN THE COUNTRY

James Washington is Rudolph's top target, and he leads the nation in several statistical categories of his own. His 38 career receiving touchdowns are the highest total among all active FBS players - and are two in front of second place. He also leads all active players with 4,346 career receiving yards - more than 800 in front of the next best - and leads all Power Five players with 19.7 yards per catch in his career (minimum 100 career receptions). A midseason All-American by several publications including the Associated Press, Washington is the consensus pick as the nation's top receiver and he's the favorite to win the Biletnikoff Award. The Stamford, Texas, native should also bag a number of All-America awards. This season, he's leading all FBS players with 118.6 receiving yards per game, despite sitting out the fourth quarter in five blowout wins.

MR. THREE 1,000 - WASHINGTON IN ELITE COMPANY

With 1,423 receiving yards on the season, Washington is one of only three players in Big 12 history to surpass 1,000 receiving yards in three seasons. He joins OSU's Rashaun Woods and OU's Ryan Broyles as the only players in league history to accomplish the feat.

CHASING MORE RECORDS

Washington is also just the 21st player in history to surpass 4,000 career receiving yards, and he's one of just three Cowboys ever with 10 or more receiving touchdowns in multiple seasons, joining two-time Biletnikoff Award winner Justin Blackmon and NFL first-round draft pick Rashaun Woods. He is also one of five OSU players in history with multiple 1,000-yard seasons, joining Blackmon, Woods, Hart Lee Dykes and Adarius Bowman.

He is second on OSU's career receiving yards list with 4,346 and has a chance to become OSU's all-time receiving yards leader:

1.	4,414	Rashaun Woods (293-4414)	1999-03
2.	4,346	James Washington (190-3837)	2014-17
3.	3,564	Justin Blackmon (253-3564)	2008-11

With a strong finish to the season, the Big 12 career receiving yards record could fall as well. Where he stands heading into the Camping World Bowl:

1.	4,586	Ryan Broyles, Oklahoma	2008-11
2.	4,414	Rashaun Woods, Oklahoma State	2000-03
3.	4,346	James Washington, Oklahoma State	2014-17

Washington is also working his way up the OSU list for career receiving touchdowns, where he sits third:

1.	42	Rashaun Woods	1999-03
2.	40	Justin Blackmon	2008-11
3.	38	James Washington	2014-17

TWICE AS NICE - WASHINGTON AND ATEMAN

With one game left in the 2017 season, Washington and Ateman have combined for 2,472 receiving yards to rank first among all teammate duos in the country this year:

1.	2,472	James Washington and Marcell Ateman, Oklahoma State
2.	2,251	Steve Ishmael and Ervin Philips, Syracuse
3.	2,208	Trey Quinn and Courtland Sutton, SMU
4.	2,032	Keke Coutee and Dylan Cantrell, Texas Tech
5.	2,010	Gary Jennings and David Sills V, West Virginia

Washington isn't the only one who has put up eye-opening numbers over the long term, as Marcell Ateman has 2,359 career receiving yards. The duo make Oklahoma State the only team in college football with a pair of 2,300-yard career receivers and they are the top pass-catching duo in the country in terms of career yards.

WASHINGTON AND THE LONG BALL

Washington averages nearly 21 yards per catch this year to rank among the FBS leaders. His career average of 19.7 yards per catch makes him the Power Five's active career leader. When Rudolph throws long, there's a good chance he's hitting Washington.

Remarkably, Washington's career average for yards per touchdown catch is 41.5 yards. 16 of his 38 career touchdown catches have gained at least 40 yards and 25 have gained at least 30 yards. In total, he has 1,579 career receiving yards on touchdowns receptions alone.

SITUATIONAL RECORDS

	2017	Gundy Era
Home	3-3	63-22
Away	6-0	41-26
Neutral	0-0	10-5
Natural Grass	2-0	15-16
Artificial Turf	7-3	98-37
Day Games	5-3	65-28
Night Games	3-0	47-25
vs. Ranked Opponents	2-2	22-31
August	1-0	3-1
September	3-1	39-10
October	3-0	36-13
November	2-2	27-22
December	0-0	5-4
January	0-0	3-3
Leading at Halftime	7-0	88-7
Trailing at Halftime	0-2	20-42
Tied at Halftime	2-1	5-4
Scoring First	7-1	77-23
Opponent Scoring First	2-2	36-30
Score < 20 Points	1-0	2-13
Score 20+ Points	8-3	109-40
Score 30+ Points	8-3	99-21
Score 40+ Points	8-2	65-6
Opponent Scores < 20 Points	4-0	54-0
Opponent Scores 20+ Points	5-3	58-52
Opponent Scores 30+ Points	3-3	29-45
Opponent Scores 40+ Points	1-3	5-29
Gain < 20 First Downs	0-0	17-23
Gain 20+ First Downs	9-3	95-30
Opponent Gains < 20 First Downs	5-1	55-13
Opponent Gains 20+ First Downs	4-2	58-40
More Rushing Yards Than Opponent	9-1	85-21
Fewer Rushing Yards Than Opponent	0-2	28-32
Rush For < 100 Yards	0-1	12-12
Rush For 100+ Yards	9-2	101-41
Opponent Rushes For < 100 Yards	5-0	37-5
Opponent Rushes For 100+ Yards	4-3	76-48
More Passing Yards Than Opponent	7-2	77-19
Fewer Passing Yards Than Opponent	2-1	36-34
Pass For < 200 Yards	0-0	19-19
Pass For 200+ Yards	9-3	94-34
Opponent Passes For < 200 Yards	4-0	41-9
Opponent Passes For 200+ Yards	5-3	72-44
Pass For < 300 Yards	2-0	55-33
Pass For 300+ Yards	7-2	55-19
Opponent Passes For < 300 Yards	7-1	87-27
Opponent Passes For 300+ Yards	2-1	25-25
More Total Yards Than Opponent	9-1	90-13
Fewer Total Yards Than Opponent	0-1	23-39
Gain < 300 Total Yards	0-0	3-11
Gain 300+ Total Yards	9-3	110-42
Opponent Gains < 300 Total Yards	3-0	27-1
Opponent Gains 300+ Total Yards	6-3	86-52
Commit No Turnovers	3-0	31-2
Win Turnover Battle	4-0	65-8
Equal Turnovers As Opponent	4-0	29-12
Lose Turnover Battle	0-3	18-33
Commit < 6 Penalties	6-2	49-30
Commit 6+ Penalties	3-1	64-23
3rd Down % < 25	0-1	5-17
3rd Down % 25-49	4-1	57-25
3rd Down % 50+	5-1	51-11
Opponent 3rd Down % < 25	3-0	27-3
Opponent 3rd Down % 25-49	5-1	72-31
Opponent 3rd Down % 50+	1-2	14-19
Trail Time of Possession	3-3	65-42
Lead Time of Possession	6-0	48-11



GAME NOTES

SCORING MACHINE

Oklahoma State has piled up points in a big way in recent years. The highest-scoring games of the Mike Gundy era:

60 OR MORE POINTS IN A GAME

Date	Opponent	Result	Score
9/1/2012	Savannah State	W	84-0
10/8/2011	Kansas	W	70-28
10/31/2015	at Texas Tech	W	70-53
9/19/2015	UTSA	W	69-14
11/12/2011	at Texas Tech	W	66-6
11/11/2006	Baylor	W	66-24
9/4/2010	Washington State	W	65-17
9/15/2012	Louisiana	W	65-24
9/18/2010	Tulsa	W	65-28
9/3/2016	Southeastern Louisiana	W	61-7
9/3/2011	Louisiana	W	61-34

50-59 POINTS IN A GAME

Date	Opponent	Result	Score
9/14/2013	Lamar	W	59-3
10/14/2017	Baylor	W	59-16
11/1/2008	Iowa State	W	59-17
9/16/2017	at Pittsburgh	W	59-21
11/17/2012	No. 23 Texas Tech	W	59-21
8/31/2017	Tulsa	W	59-24
10/29/2011	Baylor	W	59-24
9/17/2011	at Tulsa	W	59-33
10/24/2015	Kansas	W	58-10
11/25/2017	Kansas	W	58-17
1/1/2013	vs. Purdue+	W	58-21
10/26/13	at Iowa State	W	58-27
9/13/2008	Missouri State	W	57-13
9/26/2009	Grambling State	W	56-6
10/4/2008	Texas A&M	W	56-28
9/7/2013	at UTSA	W	56-35
9/6/2008	Houston	W	56-37
9/27/2008	Troy	W	55-24
11/6/2010	No. 22 Baylor	W	55-28
11/10/2012	West Virginia	W	55-34
10/8/2010	at Louisiana	W	54-28
9/2/2006	Missouri State	W	52-10
11/2/2013	at No. 15 Texas Tech	W	52-34
11/5/2011	No. 17 Kansas State	W	52-45
11/4/2017	No. 11 Oklahoma	L	52-62
10/28/2017	at No. 22 West Virginia	W	50-39

40-49 POINTS IN A GAME

Date	Opponent	Result	Score
11/23/2013	No. 3 Baylor	W	49-17
11/7/2015	No. 5 TCU	W	49-29
10/1/2016	No. 22 Texas	W	49-31
12/31/2007	vs. Indiana#	W	49-33
11/11/2017	at No. 24 Iowa State	W	49-42
9/22/2007	Texas Tech	W	49-45
9/16/2006	Florida Atlantic	W	48-8
11/20/2010	at Kansas	W	48-14
11/24/2012	at No. 14 Oklahoma	L-ot	48-51
11/17/2007	at Baylor	W	45-14
10/13/2007	at Nebraska	W	45-14
10/22/2011	at Missouri	W	45-24
9/25/2014	Texas Tech	W	45-35
9/17/2016	Pitt	W	45-38
11/12/2016	Texas Tech	W	45-44
9/8/2017	at South Alabama	W	44-7
12/3/2011	No. 13 Oklahoma	W	44-10
10/22/2016	at Kansas	W	44-20
9/13/2014	UTSA	W	43-13
11/5/2016	at Kansas State	W	43-37
11/9/2013	Kansas	W	42-6
9/8/2007	Florida Atlantic	W	42-6
10/14/2006	at Kansas	W	42-32
9/19/2009	Rice	W	41-24
10/28/2006	No. 20 Nebraska	W	41-29
9/30/2017	at Texas Tech	W	41-34
1/2/2012	No. 4 Stanford \$	W-ot	41-38
9/11/2010	Troy	W	41-38
10/20/2007	No. 25 Kansas State	W	41-39
11/27/2010	No. 14 Oklahoma	L	41-47
10/23/2010	No. 14 Nebraska	L	41-51
11/29/2008	No. 3 Oklahoma	L	41-61
9/6/2014	Missouri State	W	40-23
11/18/2017	Kansas State	L	40-45

Insight Bowl, \$ Fiesta Bowl, + Heart of Dallas Bowl

Four of his 12 touchdown catches this season have gained more than 60 yards. Entering the bowl game, Washington leads the nation in receptions of 30-plus, 40-plus and 50-plus yard receptions this season. How he stacks up nationally, sorted by leaders of 30-plus yard catches:

Rk Player, School	G	10+	20+	30+	40+	50+	60+	70+	80+	90+
1. James Washington, Oklahoma State	12	49	22	17	10	7	4	2	1	0
2. Jordan Lasley, UCLA	8	43	19	14	8	2	0	0	0	0
3. Anthony Miller, Memphis	12	54	21	13	6	3	2	1	1	0
3. Tre'Quan Smith, UCF	12	39	19	13	8	4	2	1	0	0
5. Emanuel Hall, Missouri	12	20	14	12	9	6	2	0	0	0
5. Anthony Johnson, Buffalo	12	49	24	12	9	6	1	0	0	0
5. Cedrick Wilson, Boise State	13	49	22	12	9	1	0	0	0	0

HILL IS THE BIG 12'S LEADING RUSHER

Despite the fact that the Cowboys are ranked No. 1 nationally in passing offense, the OSU run game has been one of the major keys to the offensive success this season. Sophomore Justice Hill is the Big 12's leading rusher with 1,347 yards and 112.3 yards per game this year. The Tulsa native has seven 100-yard games this season, and that's largely due to his ability to consistently turn short rushing plays into more.

Here's where he ranks nationally this year when it comes to runs of 10 yards or more:

Rk Name	Team	Year	Pos.	Games	10+ Yard Carries
1. Devin Singletary	FAU	SO	RB	13	60
2. Jonathan Taylor	Wisconsin	FR	RB	13	57
3. Lamar Jackson	Louisville	JR	QB	12	55
4. Rashaad Penny	San Diego State	SR	RB	12	54
5. Royce Freeman	Oregon	SR	RB	12	50
6. Quinton Flowers	South Florida	SR	QB	11	49
7. Bryce Love	Stanford	JR	RB	12	47
8. Justice Hill	Oklahoma State	SO	RB	12	43
9. Terry Swanson	Toledo	SR	RB	12	41
Khalil Tate	Arizona	SO	QB	10	41

OVER THE HILL - HITTING THE CENTURY MARK

Only a sophomore, Justice Hill already has 13 career 100-yard rushing games. That total ranks as the most among any active underclassman in FBS and among the top 25 active players. Every other player who has more than Hill has a year or more of playing time than he does.

OFFENSIVE BENCHMARKS

Among the statistical categories that the OSU coaches prioritize when grading their own offense are the following: rushing yards per carry, explosive plays (20 yards or longer), minimizing turnovers and avoiding negative yardage plays. A game-by-game look at how the Cowboys grade out in those areas in 2017:

Opponent	YPC	20+ Plays	TOs	Neg. Plays	Res.
Tulsa	9.0	7	2	9	W
at South Alabama	4.4	4	0	2	W
at Pittsburgh	3.0	14	2	5	W
TCU	4.6	5	4	6	L
at Texas Tech	5.0	10	1	3	W
Baylor	7.3	11	2	4	W
at Texas	2.9	5	1	4	W
at West Virginia	4.4	5	4	10	W
Oklahoma	6.3	10	3	5	L
at Iowa State	3.9	9	0	10	W
Kansas State	2.7	4	2	7	L
Kansas	4.0	8	0	7	W
Totals	4.7	92	21	72	9-3

CAMPING WORLD BOWL TALKING POINTS - DEFENSE

► The OSU defense leads the Big 12 and ranks 13th nationally with an average of 7.7 tackles for loss per game this season. The Cowboys finished the Kansas State game with 14.0 tackles for loss to match the sixth-highest single game total in OSU history and the most since OSU had 14.0 against K-State in 2015.

► The Cowboy defense has twice won games this season by intercepting a pass in the end zone. Cornerback A.J. Green intercepted a pass on a second-and-goal play in the corner of the end zone with 32 seconds remaining to



GAME NOTES

seal a 49-42 win on the road at No. 24 Iowa State. Earlier this season, safety Ramon Richards intercepted a pass on a goal-to-go situation in overtime at Texas to seal a 13-10 win in Austin.

► The Cowboy defense has forced 14 turnovers in the past seven games and now ranks second in the Big 12 and 26th nationally with 22 turnovers forced on the year. Some of the biggest contributors have been cornerback A.J. Green, who's intercepted four passes in the last five games, safety Ramon Richards, who has two interceptions in the last six games, and linebacker Chad Whitener, who has two interceptions in the last four games.

► With the game-saving interception at Iowa State, A.J. Green now ranks 23rd in FBS with four interceptions on the season. That total ranks 10th among all FBS underclassmen, ninth among Power Five players, second in the Big 12 and first on the OSU defense.

► OSU has forced a turnover in 26 consecutive games, including six games this season with multiple turnovers. Forcing turnovers has long been an emphasis for OSU defensive coordinator Glenn Spencer.

► In the last six games, OSU has held its opponents to a combined 25-of-88 on third downs (28.4 pct.).

DEFENSIVE BENCHMARKS

Oklahoma State's defensive coaches look at multiple factors when judging their own defense, but high on the priority list are the following: turnovers forced, points per possession, yards per possession, third down defense and big plays allowed. A game-by-game look at how the Cowboys are doing in those areas:

Opponent	Oppt. Poss.	Total Defense	Yds/Poss. Defense	Scoring Defense	Pts/Poss. Defense	Yds/Play Defense	Turnovers Forced	3rd Down Defense	Big Plays Allowed (20+)
Tulsa	14	432	30.86	17	1.21	4.4	2	16 of 26	2
at South Alabama	11	175	15.91	7	0.64	3.4	2	1 of 10	0
at Pittsburgh	12	391	32.58	14	1.17	5.7	2	5 of 15	4
TCU	12	466	38.83	44	3.67	5.5	1	11 of 19	4
at Texas Tech	12	384	32.00	29	2.42	5.3	1	5 of 12	5
Baylor	14	387	27.64	16	1.14	4.7	3	7 of 18	3
at Texas	14	283	20.21	10	0.71	4.1	1	3 of 17	2
at West Virginia	16	347	21.69	25	1.56	4.8	5	2 of 15	4
Oklahoma	16	785	49.06	62	3.86	10.3	2	7 of 13	11
at Iowa State	14	491	35.07	42	3.00	6.5	1	4 of 13	9
Kansas State	15	421	28.07	38	2.53	6.8	1	3 of 12	7
Kansas	14	241	17.21	17	1.21	3.9	1	6 of 18	3
Cumulative	164	4,803	29.29	321	1.96	5.5	22	70 of 188	54

WELL-ROUNDED

The Cowboys rank among the Big 12 leaders in several defensive categories this season. A look:

Statistic	Value	Big 12 Rank	NCAA Rank
Passes Intercepted	16	1	11
Team Tackles for Loss	7.7	1	13
Blocked Kicks	2	1	30
Turnovers Gained	22	2	26
Kickoff Return Defense	19.55	3	39
Team Sacks	2.33	3	38
Defensive TDs	3	4	17
Rushing Defense	131.8	4	27

BLOCK PARTY - NATIONAL LEADERS IN BLOCKED KICKS SINCE 2013

Oklahoma State has earned a reputation for its ability to block kicks. The Cowboys ranked fourth nationally last season with six blocks on the year. Cowboy linebacker Devin Harper got OSU's first block of 2017 at Texas Tech and Sione Finefeuiaki got a punt block at West Virginia to keep the tradition alive.

Here are the national team leaders in blocked kicks since the beginning of the 2013 season:

1. Oklahoma State	21
2. BYU	20
Temple	20
3. Georgia Tech	19
4. Air Force	18

OKLAHOMA STATE COWBOY RADIO NETWORK AFFILIATES

Ada	KTLS	106.5 FM
Altus	KWHW	1450 AM
Ardmore	KYNZ	107.1 FM
Anadarko	KACO	98.5 FM
Bartlesville	KWON	1400 AM
Blackwell	KOKB	1580 AM
Broken Bow	KKBI	106.1 FM
Cordell/Sayre	KKZU	101.7 FM
Enid	KNID	107.1 FM
Frederick	KTAT	1570 AM
Grove	KGVE	99.3 FM
Hobart	KTJS	1420 AM
Hugo	KMMY	96.5 FM
Lawton	KMGZ	97.3 FM
Lawton	KMGZ	95.3 FM
McAlester	KTMC	105.1 FM
Oklahoma City	KXXY	96.1 HD2
Ponca City	WBBZ	1230 AM
Sallisaw	KXMX	105.1 FM
Shawnee	KGFF	1450 AM
Shawnee	KGFF	100.9 FM
Stillwater	KSPI	93.7 FM
Tahlequah	KEOK	102.1 FM
Tulsa	KFAQ	1170 AM
Weatherford	KWEY	1590 AM
Weatherford	KWEY	95.5 FM
Woodward	KMZE	92.1 FM

MIKE GUNDY RADIO SHOW

Mike Gundy's radio show airs live throughout most Cowboy Radio Network affiliates from 6-7 p.m. CT on the following dates:

Monday, August 28
Monday, September 4
Monday, September 11
Monday, September 18
Monday, September 25
Monday, October 9
Monday, October 16
Monday, October 23
Monday, October 30
Monday, November 6
Monday, November 13
Monday, November 20

MIKE GUNDY TV SHOW

Mike Gundy's television show, Cowboy Football Roundup, airs on Fox Sports Oklahoma at 5 p.m. each Wednesday. Hosted by Dave Hunziker, the show includes highlights and analysis delivered by Gundy, plus feature segments.



GAME NOTES

RUDOLPH'S RECORDS

Cowboy quarterback Mason Rudolph is playing his final college game and has no fewer than 50 school records at Oklahoma State. The list of his lengthy chapter in the Cowboy football record book:

Passing Yards in a Half:	423, first half at Pittsburgh (9/16/17)
Single-Game Total Offense:	522, vs. Pittsburgh (9/17/16)
Single-Game Total Offense Per Play:	15.0, vs. Pittsburgh (9/16/17)
Single-Game Passing Yards:	540, vs. Pittsburgh (9/17/16)
Consecutive 300-Yard Passing Games:	7 (12/29/16 – 10/21/17)
Consecutive Att. Without an Interception:	216 (11/5/16 – 9/16/17)
Single-Season 300-yard Passing Games	10 (2017)
Single-Season 400-yard Passing Games	5 (2017)
Single-Season Interception Avoidance:	448 att. with 4 INT (2016)
Single-Season TD-to-Interception Ratio:	28 TD to 4 INT (2016)
Single-Season Completions of 80-plus Yards:	4 (2016)
Single-Season 300-Yard Passing Halves:	3 (2017)
Single-Season Yards Per Pass Attempt:	10.0 (2017)
Single-Season Yards/Completion (min. 200 att.)	15.3 (2017)
Single-Season Passing Yards Per Game	379.4 (2017)
Single-Season Touchdowns Responsible For	45 (2017)
Single-Season Total Offense Yards Per Game	381.8 (2017)
Single-Season Total Offense Yards Per Play	8.93 (2017)
Single-Season Passing Yards (conf. games only)	3,418 (2017)
Career Wins as Starting Quarterback	31
Career Pass Completions:	894
Career Pass Attempts:	1,415
Career Passing Yards	13,267
Career Passing Touchdowns:	90
Career Touchdowns Responsible For:	107
Career Completions of 80-plus yards:	7
Career Passing Yards in Bowl Games:	792 (Three games)
Career 300-Yard Passing Halves:	5
Career 300-Yard Passing Games:	22
Career 400-Yard Passing Games	10
Career Yards Per Pass Attempt:	9.4
Career Yards Per Pass Completion (min. 250 att.)	14.8
Career Passing Yards Per Game:	323.6
Career Total Offense Yards	13,289
Career Total Offense Yards Per Game:	324.1
Career Total Offense Yards Per Play:	8.13
Career Pass Efficiency	159.3
Career Interception Avoidance:	1,415 att. with 26 INT
Career Pass Attempts (conference games only)	1,028
Career Pass Completions (conference games only)	636
Career Passing Yards (conference games only)	9,376
Career Passing Touchdowns (conference games only)	63
Career Avg. Yards/Pass Att. (conf. games only) (min. 200 att.)	9.1
Career Avg. Yards/Pass Comp. (conf. games only) (min. 200 att.)	14.7
Career Passing Yards Per Game (conference games only)	323.3
Career Total Offense Yards (conference games only)	9,458
Career Total Offense Yards Per Game (conf. games only)	326.1
Career Touchdowns Responsible For (conf. games only)	77
Career 300-yard passing games (conference games only)	16
Career 400-yard passing games (conference games only)	7

SENIOR LEADERS

Two of the Cowboys' most experienced players on defense are safety Tre Flowers and linebacker Chad Whitener. That duo has combined for more than 70 career starts, nearly 500 tackles and 80 appearances in their respective careers. Here's a look at where they rank among the Big 12's active career leader in total tackles:

Rank	Player	School	Pos	Games	Solo Tackles	Assisted Tackles	Total Tackles
1	Travin Howard	TCU	DB	50	191	142	333
2	Taylor Young	Baylor	LB	46	215	110	325
3	Tre Flowers	Oklahoma St.	DB	50	199	68	267
4	Ty Summers	TCU	LB	40	136	131	267
5	Jah'Shawn Johnson	Texas Tech	DB	41	166	90	256
6	Kamari Cotton-Moya	Iowa St.	DB	41	178	72	250
7	Joe Dineen Jr.	Kansas	LB	38	171	71	242
8	Chad Whitener	Oklahoma St.	LB	37	150	82	232
9	Malik Jefferson	Texas	LB	34	158	72	230
10	Brian Peavy	Iowa St.	DB	36	139	86	225

TURNOVER TRADITION

OSU ranks among the national leaders in turnovers forced since 2010. A look at the elite performers:

1.	Houston	226
2.	Oklahoma State	220
3.	Oregon	219
4.	Boise State	205
	Louisiana Tech	205
6.	Utah	203
	Washington	203
8.	Arkansas State	197
9.	Northern Illinois	196
	South Carolina	196

NON-OFFENSIVE TDS AN OSU STAPLE

Non-offensive touchdowns have been a regular part of the Oklahoma State attack in recent years, as the Cowboys have 42 non-offensive scores since the start of the 2010 season. A closer look:

Non-Offensive Touchdowns, NCAA Leaders Since 2010

1.	Alabama	44
	Utah	44
3.	Oklahoma State	42
4.	Houston	40
5.	Oregon	40
6.	Florida	39
7.	TCU	38
	Kansas State	38
9.	Ohio State	35
10.	Arizona State	34

TEXAS IS COWBOY COUNTRY

The OSU roster includes 50 native Texans. No FBS school outside of the Lone Star State has more. The list of schools outside of Texas with the most native Texans:

1.	Oklahoma State	50
2.	Tulsa	42
3.	Oklahoma	41
4.	Kansas	40
5.	New Mexico State	37

COWBOY GRADS

Academics has always been a point of emphasis for OSU coach Mike Gundy. In the Camping World Bowl, the Cowboys will field a roster that includes 17 graduates - Gyasi Akem, Marcell Ateman, Dawson Bassett, Aaron Cochran, Zach Crabtree, Darius Curry, Tre Flowers, Ben Hughes, Malik Kearse, Vili Leveni, Brad Lundblade, Cole McKnight, Jerel Morrow, DeQuinton Osborne, Mason Rudolph, Chad Whitener and Larry Williams. In addition, Ramon Richards, Chris Lacy, James Washington and Tralund Webber are on track to graduate in May.



OSU CAREER RECORDS WATCH

TOUCHDOWNS SCORED

1.	60	Barry Sanders (53 rush, 1 rcv, 6 ret)	1986-88
2.	50	Thurman Thomas (47 rush, 2 rcv, 1 ret)	1984-87
3.	49	Terry Miller (49 rush)	1974-77
4.	43	Joseph Randle (40 rush, 3 rcv)	2010-12
5.	42	Justin Blackmon (1 rush, 40 rcv, 1 ret)	2008-11
	42	Rashaun Woods (42 rcv)	1999-03
7.	39	Kendall Hunter (37 rush, 2 rcv)	2007-10
	39	James Washington (38 rcv, 1 rush)	2014-17
9.	36	Tatum Bell (34 rush, 2 rcv)	2000-03
10.	34	Jeremy Smith (34 rush)	2009-13

PASS ATTEMPTS

1.	1415	Mason Rudolph (894-1415-26)	2014-17
2.	1103	Brandon Weeden (767-1103-27)	2007-11
3.	1078	Mike Gundy (636-1078-39)	1986-89

PASS COMPLETIONS

1.	894	Mason Rudolph (894-1415-26)	2014-17
2.	767	Brandon Weeden (767-1103-27)	2007-11

PASSING YARDS

1.	13267	Mason Rudolph (894-1415-26)	2014-17
2.	9260	Brandon Weeden (767-1103-27)	2007-11

PASSING TDS

1.	90	Mason Rudolph	2014-17
2.	75	Brandon Weeden	2007-11
3.	66	Zac Robinson	2005-09

COMPLETION PERCENTAGE (MIN 200 ATT)

1.	69.5	Brandon Weeden (767-1103-27)	2007-11
2.	63.2	Mason Rudolph (894-1415-26)	2014-17
3.	63.1	J.W. Walsh (299-474-10)	2011-15
4.	61.1	Zac Robinson (610-999-31)	2005-09
5.	59.0	Clint Chelf (317-537-15)	2009-13
	59.0	Mike Gundy (636-1078-39)	1986-89
7.	57.5	Aso Pogi (335-583-22)	2000-02
8.	55.5	Rusty Hilger (316-569-23)	1982-84
9.	54.9	Daxx Garman (152-277-12)	2013-14
10.	54.6	Josh Fields (445-815-25)	2001-03

PASS EFFICIENCY (MIN 200 ATT)

1.	159.3	Mason Rudolph (894-1415-26)	2014-17
2.	157.6	Brandon Weeden (767-1103-27)	2007-11
3.	153.3	J.W. Walsh (299-474-10)	2011-15
4.	146.6	Zac Robinson (610-999-31)	2005-09
5.	143.1	Clint Chelf (317-537-15)	2009-13
6.	137.3	Donovan Woods (114-219-5)	2003-07
7.	135.2	Mike Gundy (636-1078-39)	1986-89
8.	133.5	Josh Fields (445-815-25)	2001-03
9.	129.0	Bobby Reid (226-424-16)	2005-07
10.	122.4	Daxx Garman (152-277-12)	2013-14

TOUCHDOWNS RESPONSIBLE FOR

1.	107	Mason Rudolph	2014-17
2.	88	Zac Robinson	2005-09
3.	76	Brandon Weeden	2007-11

300-YARD PASSING GAMES

1.	22	Mason Rudolph	2014-17
2.	16	Brandon Weeden	2007-11

400-YARD PASSING GAMES

1.	10	Mason Rudolph	2014-17
2.	7	Brandon Weeden	2007-11

AVERAGE YARDS/PASS (MIN 200 ATT)

1.	9.4	Mason Rudolph (894-1415-26)	2014-17
2.	8.4	Brandon Weeden (767-1103-27)	2007-11
3.	8.3	Zac Robinson (610-999-31)	2005-09
	8.3	J.W. Walsh (299-474-10)	2011-15
5.	8.2	Donovan Woods (114-219-5)	2003-07
6.	8.0	Clint Chelf (317-537-15)	2009-13
7.	7.9	Mike Gundy (636-1078-39)	1986-89
8.	7.5	Tony Lindsay (290-547-26)	1997-00
	7.5	Josh Fields (445-815-25)	2001-03
	7.5	Charlie Weatherbie (138-325-21)	1973-76

AVERAGE YDS/COMPLETION (MIN 200 ATT)

1.	18.7	Charlie Weatherbie (138-325-21)	1973-76
2.	15.7	Donovan Woods (114-219-5)	2003-07
3.	15.3	Brent Blackman (103-284-19)	1971-73
4.	14.8	Mason Rudolph (894-1415-26)	2014-17
5.	14.4	Glenn Baxter (108-278-19)	1963-65
	14.4	Harold Bailey (122-305-18)	1976-79
7.	14.2	Tony Lindsay (290-547-26)	1997-00
8.	14.1	Tony Pounds (189-402-36)	1970-71
9.	14.0	Robert Cutburth (142-336-19)	1967-69
10.	13.9	Bobby Reid (226-424-16)	2005-07

PASSING YARDS/GAME (MIN 20 GAMES)

1.	323.6	Mason Rudolph (41 games)	2014-17
2.	298.7	Brandon Weeden (31 games)	2007-11
3.	192.6	Mike Gundy (44 games)	1986-89
4.	190.3	Josh Fields (32 games)	2001-03
5.	184.8	Zac Robinson (45 games)	2005-09
6.	142.6	Clint Chelf (30 games)	2009-13
7.	131.2	Aso Pogi (28 games)	2000-02
8.	124.4	Rusty Hilger (32 games)	1982-84

PASS RECEPTIONS

1.	293	Rashaun Woods (293-4414)	1999-03
2.	253	Justin Blackmon (253-3564)	2008-11
3.	224	Hart Lee Dykes (224-3510)	1985-88
4.	221	James Washington (221-4346)	2014-17
5.	180	Josh Stewart (180-2204)	2011-13
6.	163	D'Juan Woods (163-2751)	2002-06
7.	161	Josh Cooper (161-1695)	2007-11
8.	151	Jalen McCleskey (151-1698)	2015-17
9.	147	Dez Bryant (147-2425)	2007-09
10.	144	Tracy Moore (144-2064)	2009-13
	141	Marcell Ateman (141-2359)	2013-17

RECEIVING YARDS

1.	4414	Rashaun Woods (293-4414)	1999-03
2.	4346	James Washington (221-4346)	2014-17
3.	3564	Justin Blackmon (253-3564)	2008-11
4.	3510	Hart Lee Dykes (224-3510)	1985-88
5.	2751	D'Juan Woods (163-2751)	2002-06
6.	2425	Dez Bryant (147-2425)	2007-09
7.	2359	Marcell Ateman (141-2359)	2013-17
8.	2204	Josh Stewart (180-2204)	2011-13
9.	2187	Adarius Bowman (127-2187)	2006-07
10.	2064	Tracy Moore (144-2064)	2009-13
11.	1973	Herman Eben (114-1973)	1968-70
--	1698	Jalen McCleskey (151-1698)	2015-17

100-YARD RECEIVING GAMES

1.	20	Rashaun Woods	2000-03
	20	James Washington	2014-17
2.	19	Justin Blackmon	2009-11
4.	18	Hart Lee Dykes	1985-88
5.	9	Dez Bryant	2007-09
	9	Marcell Ateman	2013-17

TOUCHDOWN RECEPTIONS

1.	42	Rashaun Woods	1999-03
2.	40	Justin Blackmon	2008-11
3.	38	James Washington	2014-17
4.	31	Hart Lee Dykes	1985-88
5.	29	Dez Bryant	2007-09
6.	20	D'Juan Woods	2002-06
	20	Adarius Bowman	2006-07
8.	18	Tracy Moore	2009-13
9.	15	Jalen McCleskey	2015-17
	15	Alonzo Mayes	1994-97
	15	Herman Eben	1968-70
--	13	Marcell Ateman	2013-17

AVERAGE YARDS/CATCH (MIN 60 REC)

1.	19.67	James Washington (221-4346)	2014-17
2.	17.22	Adarius Bowman (127-2187)	2006-07
3.	16.98	Curtis Mayfield (85-1443)	1988-90
4.	16.88	D'Juan Woods (163-2751)	2002-06
5.	16.73	Marcell Ateman (141-2359)	2013-17
6.	16.51	Herman Eben (114-1973)	1968-70
7.	16.50	Dez Bryant (147-2425)	2007-09
8.	16.08	Terry Young (77-1069)	1979-82
9.	15.94	Jhajuan Seales (112-1785)	2012-16
10.	15.67	Hart Lee Dykes (224-3510)	1985-88
11.	15.25	Isaiah Anderson (63-961)	2008-12

RECEPTIONS/GAME (MIN 20 GAMES)

1.	6.66	Justin Blackmon (38 games)	2008-11
2.	6.23	Rashaun Woods (47 games)	1999-03
3.	5.46	Hart Lee Dykes (41 games)	1985-88
4.	5.29	Adarius Bowman (24 games)	2006-07
5.	5.25	Dez Bryant (28 games)	2007-09
6.	4.74	Josh Stewart (38 games)	2011-13
7.	4.40	Terry Brown (20 games)	1967-68
8.	4.33	James Washington (51 games)	2014-17
9.	3.97	Jalen McCleskey (38 games)	2015-17
10.	3.80	Herman Eben (30 games)	1968-70

TOTAL OFFENSE YARDS

1.	13289	Mason Rudolph (1635-13289)	2014-17
2.	10175	Zac Robinson (1425-10175)	2005-09

TOTAL OFFENSE/GAME (MIN 20 GAMES)

1.	324.1	Mason Rudolph (41 games)	2014-17
2.	293.9	Brandon Weeden (31 games)	2007-11
3.	226.1	Zac Robinson (45 games)	2005-09
4.	188.0	Mike Gundy (44 games)	1986-89
5.	187.0	Josh Fields (32 games)	2001-03
6.	162.6	Tony Lindsay (34 games)	1997-00
7.	159.4	Clint Chelf (30 games)	2009-13
8.	150.1	J.W. Walsh (33 games)	2011-15
9.	140.6	Bobby Reid (27 games)	2005-07
10.	136.5	Aso Pogi (28 games)	2000-02

TOTAL OFFENSE/PLAY (MIN 400 PLAYS)

1.	8.13	Mason Rudolph (1635-13289)	2014-17
2.	7.98	Brandon Weeden (1142-9110)	2007-11
3.	7.51	Clint Chelf (637-4782)	2009-13
4.	7.35	J.W. Walsh (674-4953)	2011-15
5.	7.14	Zac Robinson (1425-10175)	2005-09
6.	6.81	Barry Sanders (560-3814)	1986-88
7.	6.53	Josh Fields (917-5984)	2001-03
8.	6.22	Mike Gundy (1330-8272)	1986-89
9.	6.09	Bobby Reid (623-3797)	2005-07
10.	5.91	Kendall Hunter (708-4181)	2007-10



RECORDS WATCH

OSU SEASON RECORDS

PASSING YARDS

1.	4727	Brandon Weeden	409-565-13	2011
2.	4553	Mason Rudolph	297-457-9	2017
3.	4277	Brandon Weeden	342-511-13	2010
4.	4091	Mason Rudolph	284-448-4	2016
5.	3770	Mason Rudolph	264-424-9	2015
6.	3145	Josh Fields	226-408-10	2002
7.	3064	Zac Robinson	204-314-10	2008
8.	2824	Zac Robinson	201-333-9	2007
9.	2494	Josh Fields	184-338-12	2003

PASSING TDS

1.	37	Brandon Weeden	2011
2.	35	Mason Rudolph	2017
3.	34	Brandon Weeden	2010
4.	31	Josh Fields	2002
5.	28	Mason Rudolph	2016
6.	25	Zac Robinson	2008
7.	24	Bobby Reid	2006
8.	23	Zac Robinson	2007
9.	21	Mason Rudolph	2015
	21	Josh Fields	2003
	21	Mike Gundy	1988

TDS RESPONSIBLE FOR

1.	45	Mason Rudolph	2017
2.	44	Barry Sanders	1988
3.	38	Brandon Weeden	2011
4.	34	Mason Rudolph	2016
	34	Brandon Weeden	2010
	34	Josh Fields	2002
7.	33	Zac Robinson	2008
8.	32	Zac Robinson	2007
9.	29	Bobby Reid	2006
10.	26	J.W. Walsh	2015
	26	Joseph Randle	2011

PASSING YARDS/GAME (MIN. 5 GAMES)

1.	379.4	Mason Rudolph	12 games	2017
2.	363.6	Brandon Weeden	13 games	2011
3.	329.0	Brandon Weeden	13 games	2010
4.	314.7	Mason Rudolph	13 games	2016
5.	290.0	Mason Rudolph	13 games	2015
6.	241.9	Josh Fields	13 games	2002

RECEIVING YARDS

1.	1782	Justin Blackmon	111-1782	2010
2.	1695	Rashaun Woods	107-1695	2002
3.	1522	Justin Blackmon	122-1522	2011
4.	1480	Dez Bryant	87-1480	2008
5.	1441	Hart Lee Dykes	84-1441	1988
6.	1423	James Washington	69-1423	2017
7.	1380	James Washington	71-1380	2016
8.	1367	Rashaun Woods	77-1367	2003
9.	1210	Josh Stewart	101-1210	2012
10.	1181	Adarius Bowman	60-1181	2006
11.	1087	James Washington	53-1087	2015
12.	1050	Hart Lee Dykes	64-1050	1987
13.	1049	Marcell Ateman	54-1049	2017
14.	1023	Rashaun Woods	80-1023	2001

RECEIVING TOUCHDOWNS

1.	20	Justin Blackmon	2010
2.	19	Dez Bryant	2008
3.	18	Justin Blackmon	2011
4.	17	Rashaun Woods	2002
5.	15	Hart Lee Dykes	1988
	15	Rashaun Woods	2003
7.	12	Adarius Bowman	2006
	12	James Washington	2017
9.	10	James Washington	2016
	10	James Washington	2015
	10	Rashaun Woods	2001

BIG 12 CAREER RECORDS

TOTAL OFFENSE

1.	16,271	Landry Jones, OU, 2009-12
2.	15,611	Graham Harrell, TTU, 2005-08
3.	14,824	Colt McCoy, UT, 2006-09
4.	15,402	Baker Mayfield, OU/TTU, 2013-17
5.	13,486	Chase Daniel, MU, 2005-08
6.	13,267	Mason Rudolph, OSU, 2014-17
7.	13,088	Brad Smith, MU, 2002-05
8.	12,777	Trevone Boykin, TCU 2012-15
9.	12,263	Kliff Kingsbury, TTU, 1999-02
10.	12,072	Patrick Mahomes, TTU, 2014-16
11.	11,840	Todd Reesing, KU, 2006-09

PASSING YARDS

1.	16,646	Landry Jones, OU, 2009-12
2.	15,793	Graham Harrell, TTU, 2005-08
3.	14,320	Baker Mayfield, OU/TTU, 2013-17
4.	13,267	Mason Rudolph, OSU, 2014-17
5.	13,253	Colt McCoy, UT, 2006-09
6.	12,515	Chase Daniel, MU, 2005-08
7.	12,429	Kliff Kingsbury, TTU, 1999-02
8.	11,252	Patrick Mahomes, TTU, 2014-16
9.	11,194	Todd Reesing, KU, 2006-09
10.	10,728	Trevone Boykin, TCU 2012-15

LOWEST INTERCEPTION PERCENTAGE

1.	1.2	Bryce Petty, BU, 2011-14
2.	1.4	Robert Griffin III, BU, 2008-11
3.	1.6	Stephen McGee, TAMU, 2005-08
4.	1.7	Graham Harrell, TTU, 2005-08
5.	1.8	Mason Rudolph, OSU, 2014-17
6.	1.9	Shawn Bell, BU, 2003-06
7.	1.9	Scott Frost, NU, 1996-97
8.	1.9	Zebbie Lethridge, TTU, 1996-97
9.	2.0	Baker Mayfield, OU, 2013-17
10.	2.1	Brian Kavanagh, K-State, 1996

RECEIVING YARDS

1.	4,586	Ryan Broyles, OU, 2008-11
2.	4,414	Rashaun Woods, OSU, 2000-03
3.	4,346	James Washington, OSU, 2014-17
4.	4,004	Kendall Wright, BU, 2008-11
4.	3,866	Roy Williams, UT, 2000-03
6.	3,710	Tyler Lockett, K-State, 2011-14
7.	3,564	Justin Blackmon, OSU, 2009-11
8.	3,482	Sterling Shepard, OU, 2012-15
9.	3,334	Terrance Williams, BU, 2009-12
10.	3,289	Jakeem Grant, TTU, 2012-15

RECEIVING TOUCHDOWNS

1.	45	Ryan Broyles, OU, 2008-11
2.	42	Rashaun Woods, OSU, 2000-03
3.	41	Michael Crabtree, TTU, 2007-08
4.	40	Justin Blackmon, OSU, 2009-11
5.	38	James Washington, OSU, 2014-17
6.	36	Roy Williams, UT, 2000-03
7.	34	Jeff Fuller, TAMU, 2008-11
8.	33	Corey Coleman, BU 2012-15
	33	Jordan Shipley, UT, 2006-09
10.	32	Lyle Leong, TTU, 2007-10

BIG 12 SEASON RECORDS

PASSING EFFICIENCY

1.	Baker Mayfield, Sr., OU 2017	203.8
2.	Jarrett Stidham, Fr., BU 2015	199.0
3.	Baker Mayfield, Jr., OU 2016	196.4
4.	Robert Griffin III, Jr., BU 2011	189.5
5.	Sam Bradford, So., OU 2008	180.8
6.	Sam Bradford, Fr., OU 2007	176.5
7.	Bryce Petty, Jr., BU 2013	174.3
8.	Colt McCoy, Jr., UT 2008	173.8
9.	J.W. Walsh, Fr., OSU 2012	170.1
10.	Mason Rudolph, Sr., OSU, 2017	170.0

PASSING YARDS

1.	B.J. Symons, Sr., TTU 2003	5,833
2.	Graham Harrell, Jr., TTU 2007	5,705
3.	Graham Harrell, Sr., TTU 2008	5,111
4.	Patrick Mahomes, Jr., TTU 2016	5,052
5.	Kliff Kingsbury, Sr., TTU 2002	5,017
6.	Sonnie Cumby, Sr., TTU 2004	4,742
7.	Brandon Weeden, Sr., OSU 2011	4,727
8.	Sam Bradford, So., OU 2008	4,720
9.	Landry Jones, So., OU 2010	4,718
10.	Pat Mahomes, So. TTU 2015	4,653
--	Mason Rudolph, Sr., OSU 2017	4,553

TOTAL OFFENSE

1.	B.J. Symons, Sr., TTU 2003	5976
2.	Graham Harrell, Jr., TTU 2007	5614
3.	Patrick Mahomes, Jr. TTU 2016	5312
4.	Pat Mahomes, So. TTU 2015	5109
5.	Graham Harrell, Sr., TTU 2008	5096
6.	Robert Griffin III, Jr., BU 2011	4992
7.	Kliff Kingsbury, Sr., TTU 2002	4903
8.	Sam Bradford, So., OU 2008	4767
9.	Brandon Weeden, Sr., OSU 2011	4625
10.	Trevone Boykin, Jr., TCU 2014	4608
--	Mason Rudolph, Sr., OSU 2017	4582

RECEIVING YARDS

1.	Michael Crabtree, Fr., TTU 2007	1,962
2.	Terrance Williams, Sr., BU 2012	1,832
3.	Justin Blackmon, So., OSU 2010	1,782
4.	Danario Alexander, Sr., MU 2009	1,781
5.	Rashaun Woods, Jr., OSU 2002	1,695
6.	Kendall Wright, Sr., BU 2011	1,663
7.	Stedman Bailey, Jr., WVU 2012	1,622
	Ryan Broyles, Jr., OU 2010	1,622
9.	Jordy Nelson, Sr., K-State 2007	1,606
10.	Dede Westbrook, Sr., OU 2016	1,524
--	James Washington, Sr., OSU 2017	1,423

RECEIVING TOUCHDOWNS

1.	Stedman Bailey, Jr., WVU 2012	25
2.	Michael Crabtree, Fr., TTU 2007	22
3.	Corey Coleman, Jr., BU 2015	20
	Justin Blackmon, So., OSU 2010	20
5.	Lyle Leong, Sr., TTU 2010	19
	Michael Crabtree, So., TTU 2008	19
	Dez Bryant, So., OSU 2008	19
8.	Justin Blackmon, Jr., OSU 2011	18
	David Sills, Jr., WVU 2017	
10.	Rashaun Woods, Jr., OSU 2002	17
	Dede Westbrook, Sr., OU 2016	17
11.	Several Tied	15
--	James Washington, Sr., OSU 2017	12



THE LAST TIME...

OKLAHOMA STATE TEAM

50+ Points	58 vs. Kansas, Nov. 25, 2017
60+ Points	61 vs. Southeastern Louisiana, Sept. 3, 2016
70+ Points	70 at Texas Tech, Oct. 31, 2015
Shut a team out at home	vs. Savannah State, Sept. 1, 2012 (84-0)
Shut out a conference opponent at home	vs. Kansas State, Nov. 25, 1961 (45-0)
Shut a team out on the road	at Oklahoma, Nov. 11, 1995 (12-0)
Shut out a conference opponent on the road	at Oklahoma, Nov. 11, 1995 (12-0)
Overtime game	at Texas, Oct. 21, 2017, (W, 13-10)
30+ first downs	30 vs. Kansas State, Nov. 18, 2017
50+ rushing attempts	56 at West Virginia, Oct. 28, 2017
60+ rushing attempts	61 vs. Texas Tech, Sept. 22, 2007
70+ rushing attempts	71 vs. Mississippi State, Sept. 19, 1998
200+ Yards Rushing	213 vs. Oklahoma, Nov. 4, 2017
300+ Yards Rushing	332 vs. Tulsa, Aug. 31, 2017
400+ Yards Rushing	450 vs. Missouri State, Sept. 13, 2008
500+ Yards Rushing	536 vs. Kansas, Nov. 12, 1988
Less than 100 Yards Rushing	85 vs. Kansas State, Nov. 18, 2017
Less than 50 Yards Rushing	8 vs. Baylor, Nov. 21, 2015
Less than 25 Yards Rushing	8 vs. Baylor, Nov. 21, 2015
50+ pass attempts	53 vs. vs. Kansas State, Nov. 18, 2017
60+ pass attempts	60 at Arizona, Sept. 8, 2012
40+ pass completions	42 at Iowa State, Nov. 18, 2011
300+ Yards Passing	494 vs. Kansas, Nov. 25, 2017
400+ Yards Passing	494 vs. Kansas, Nov. 25, 2017
500+ Yards Passing	572 at Pittsburgh, Sept. 16, 2017
Less than 100 Yards Passing	78 at Iowa State, Oct. 26, 2013
500+ Yards Total Offense	661 vs. Kansas, Nov. 25, 2017
600+ Yards Total Offense	661 vs. Kansas, Nov. 25, 2017
700+ Yards Total Offense	747 vs. Baylor, Oct. 14, 2017
Less than 200 Yards Total Offense	192 vs. Texas, Nov. 16, 2014
Less than 150 Yards Total Offense	109 at Oklahoma, Nov. 28, 2009
90+ offensive plays	90 at West Virginia, Oct. 28, 2017
Beat a Top 25 team at home	vs. No. 10 West Virginia, Oct. 29, 2016 (37-20)
Beat a Top 20 team at home	vs. No. 10 West Virginia, Oct. 29, 2016 (37-20)
Beat a Top 15 team at home	vs. No. 10 West Virginia, Oct. 29, 2016 (37-20)
Beat a Top 10 team at home	vs. No. 10 West Virginia, Oct. 29, 2016 (37-20)
Beat a Top 5 team at home	vs. No. 5 TCU, Nov. 7, 2015 (49-29)
Beat a Top 25 team on the road	at Iowa State, Nov. 11, 2017 (49-42)
Beat a Top 20 team on the road	at No. 18 Oklahoma, Dec. 6, 2014 (38-35, OT)
Beat a Top 15 team on the road	at No. 15 Texas Tech, Nov. 2, 2013 (52-34)
Beat a Top 10 team on the road	at No. 8 Texas A&M, Sept. 24, 2011 (30-29)
Beat a Top 5 team on the road	at No. 3 Missouri, Oct. 11, 2008 (28-23)
Beat a Top 25 team at a neutral site	vs. No. 11 Colorado (2016 Alamo Bowl), 38-8
Beat a Top 20 team at a neutral site	vs. No. 11 Colorado (2016 Alamo Bowl), 38-8
Beat a Top 15 team at a neutral site	vs. No. 11 Colorado (2016 Alamo Bowl), 38-8
Beat a Top 10 team at a neutral site	vs. No. 4 Stanford (2012 Fiesta Bowl), 41-38
Beat a Top 5 team at a neutral site	vs. No. 4 Stanford (2012 Fiesta Bowl), 41-38
Forced 5 Turnovers	5 at West Virginia, Oct. 28, 2017
Intercepted 4 Passes	4 at West Virginia, Oct. 28, 2017
Had 0 Turnovers	vs. Kansas, Nov. 25, 2017

OKLAHOMA STATE INDIVIDUAL RUSHING

100+ Yards Rushing	134, Justice Hill, at Iowa State, Nov. 11, 2017
100+ Yards Rushing at Halftime	101, Justice Hill, at Iowa State, Nov. 11, 2017
200+ Yards Rushing	228, Justice Hill, vs. Oklahoma, Nov. 4, 2017
200+ Yards Rushing in a Half	208, Kendall Hunter 1st half vs. Washington St., Sept. 4, 2010
QB Rushed for 100 Yards	125, J.W. Walsh vs. Mississippi State, Aug. 31, 2013
Two Players with 100+ Yards Rushing	154, Justice Hill -and- 146 Chris Carson at TCU, Nov. 19, 2016
Three Players with 100+ Yards Rushing	148, Keith Toston vs. Missouri St., Sept. 13, 2008 138, Beau Johnson vs. Missouri St., Sept. 13, 2008 132, Kendall Hunter vs. Missouri St., Sept. 13, 2008
Had a run of 50+ Yards	52, Justice Hill, at Iowa State, Nov. 11, 2017
Had a run of 75+ Yards	81, Herschel Sims vs. Baylor, Oct. 29, 2011 (TD)
Had a run of 80+ Yards	81, Herschel Sims vs. Baylor, Oct. 29, 2011 (TD)

Had a run of 90+ Yards	95, Tatum Bell vs. Texas Tech, Oct. 18, 2003 (TD)
Had 30+ Rushing Attempts	30, Justice Hill, vs. Oklahoma, Nov. 4, 2017
Had 35+ Rushing Attempts	36, J.D. King, at West Virginia, Oct. 28, 2017
Had 40+ Rushing Attempts	41, David Thompson vs. Baylor, Nov. 23, 1996
4+ Rushing Touchdowns	4, Rennie Childs vs. Pittsburgh, Sept. 17, 2016
5+ Rushing Touchdowns	5, Barry Sanders vs. Kansas, Nov. 12, 1988

OKLAHOMA STATE INDIVIDUAL PASSING

300+ Yards Passing	438, Mason Rudolph, vs. Kansas, Nov. 25, 2017
300+ Yards Passing in a half	309, Mason Rudolph, first half, vs. Kansas, Nov. 25, 2017
400+ Yards Passing	438, Mason Rudolph, vs. Kansas, Nov. 25, 2017
Had 30+ Completions	31, Mason Rudolph, vs. Kansas, Nov. 25, 2017
Had 40+ Completions	42, Brandon Weeden at Iowa State, Nov. 18, 2011
Had 40+ Attempts	43, Mason Rudolph, vs. Kansas, Nov. 25, 2017
Had 50+ Attempts	53, Mason Rudolph, vs. Kansas State, Nov. 18, 2017
Had 60+ Attempts	60, Wes Lunt at Arizona, Sept. 8, 2012
50+ Yard Pass	56, Taylor Cornelius to Tyrell Alexander, vs. Kansas, Nov. 25, 2017 (First and Goal)
80+ Yard Pass	81, Mason Rudolph to Jalen McCleskey, at Iowa State, Nov. 11, 2017 (First Down)
90+ Yard Pass	91, Mason Rudolph to James Washington vs. Pittsburgh, Sept. 17, 2016 (TD)
Had 4+ TD Passes	5, Mason Rudolph vs. Oklahoma, Nov. 4, 2017
Had 4+ TD Passes in a Half	5, Mason Rudolph, first half, at Pittsburgh, Sept. 16, 2017
Had 5+ TD Passes	5, Mason Rudolph at Pittsburgh, Sept. 16, 2017
Had 5+ TD Passes in a Half	5, Mason Rudolph, first half, at Pittsburgh, Sept. 16, 2017
Had 6+ TD Passes	6, Brandon Weeden vs. Tulsa, Sept. 18, 2010
Had 7+ TD Passes	7, Josh Fields at SMU, Sept. 20, 2003

OKLAHOMA STATE INDIVIDUAL RECEIVING

Caught 10+ Passes	11, Jalen McCleskey vs. West Virginia, Oct. 29, 2016
Two Players Caught 10+ Passes	13, Josh Cooper -and- 10, Justin Blackmon at Iowa State, Nov. 18, 2011
Three Players Caught 10+ Passes	11, Josh Cooper; 11, Justin Blackmon -and- 10 Hubert Anyiam at Texas A&M, Sept. 24, 2011
100+ Yards Receiving	103, James Washington, 113, Dillon Stoner -and- 107, Marcell Ateman vs. Kansas, Nov. 25, 2017
100+ Yards Receiving at halftime	113, Dillon Stoner -and- 107, Marcell Ateman vs. Kansas, Nov. 25, 2017
200+ Yards Receiving	235, James Washington, vs. Baylor, Oct. 14, 2017
300+ Yards Receiving	300, Adarius Bowman at Kansas, Oct. 14, 2006
Two Players with 100+ Yards Receiving	103, James Washington, 113, Dillon Stoner -and- 107, Marcell Ateman vs. Kansas, Nov. 25, 2017
Had 3+ TD Catches	3, Jalen McCleskey at Pittsburgh, Sept. 16, 2017
Had 4+ TD Catches	4, Tracy Moore at Arizona, Sept. 8, 2012
Had 5+ TD Catches	7, Rashaun Woods at SMU, Sept. 20, 2003
100+ Yards Receiving by a Running Back	113, Gerald Hudson at Kansas, Nov. 4, 1989
100 yards rushing and receiving, same game	Gerald Hudson at Kansas, Nov. 4, 1989
	108 rushing yards and 113 receiving yards

OKLAHOMA STATE INDIVIDUAL DEFENSE

Had 15+ Tackles	19, Jordan Sterns at Oklahoma, Dec. 3, 2016
Had 20+ Tackles	20, Jordan Sterns vs. West Virginia, Oct. 25, 2014
Had 2+ Interceptions	2, A.J. Green, at West Virginia, Oct. 28, 2017
Had 3+ Interceptions	3, Jacob Lacey vs. Texas, Nov. 3, 2007
INT Return for a Touchdown	10, Justin Phillips at Pittsburgh, Sept. 16, 2017
Fumble Return for a Touchdown	82, Kenneth Edison-McGruder vs. Tulsa, Aug. 31, 2017
Multiple Defensive TDs	Ramon Richards (9 yd fumble return) and Madre Harper (0 yd fumble return) vs. Southeastern Louisiana, Sept. 3, 2016
Had 4+ Tackles for Loss	4.0, Cole Walterscheid vs. Pittsburgh, Sept. 17, 2016
Had 5+ Tackles for Loss	5.5, Emmanuel Ogbah at Kansas, Oct. 11, 2014
Had 3+ Sacks	3, Nathan Peterson at Baylor, Nov. 17, 2007
Blocked a Punt	Devin Harper at Texas Tech, Sept. 30, 2017
Blocked a FG	Motekiai Maile at Kansas, Oct. 22, 2016
Blocked a PAT	Vincent Taylor at TCU, Nov. 19, 2016
Blocked a Punt, FG and PAT in a single game	Jordan Sterns (Punt), Ofa Hautau (FG) -and- James Castleman (PAT) vs. Missouri State, Sept. 6, 2014
Recorded a Safety	Tyler Ferguson vs. Kansas, Oct. 24, 2015



THE LAST TIME...

OKLAHOMA STATE INDIVIDUAL MISCELLANEOUS

KR for a Touchdown	99, Tyreek Hill at Kansas, Oct. 11, 2014
Game-Opening KR for a Touchdown	100, Justin Gilbert vs. Kansas, Nov. 9, 2013
PR for a Touchdown	67, Jalen McCleskey at Texas Tech, Oct. 31, 2015
Punt Blocked for a Touchdown	Miketavius Jones blocked & returned vs. Kansas, Oct. 24, 2015
Returned a blocked FG for a Touchdown	Massey blocked, M. Jones returned vs. Kansas, Nov. 13, 1999
Returned a PAT for a score	Vincent Taylor blocked, Tre Flowers returned vs. Texas, Oct. 1, 2016
OSU player scored 4+ TDs in a game	4, Rennie Childs vs. Pittsburgh, Sept. 17, 2016
OSU player scored 5+ TDs in a game	7, Rashaun Woods at SMU, Sept. 20, 2003
Passed For 200 Yards & Rushed For 100 Yards	Zac Robinson, 202 passing/144 rushing at Baylor, Nov. 17, 2007
300-yd passer, 200-yd rusher, 200-yd receiver	Zac Robinson, 320 yards passing, Kendall Hunter, 210 yards rushing, Dez Bryant, 236 yards receiving vs. Houston, Sept. 6, 2008
300-yd passer, 100-yd rusher, 100-yd receiver	Mason Rudolph, 376 yards passing; Justice Hill, 134 yards rushing, -and- Jalen McCleskey, 109 yards receiving at Iowa State, Nov. 11, 2017
100-yd rusher & 100-yd receiver, same game	Justice Hill, 134 yards rushing, -and- Jalen McCleskey, 109 yards receiving at Iowa State, Nov. 11, 2017
200-yd rusher & 200-yd receiver, same game	Kendall Hunter, 210 yards rushing, Dez Bryant, 236 yards receiving vs. Houston, Sept. 6, 2008
Punted the Ball 70+ Yards	71, Kip Smith vs. West Virginia, Oct. 25, 2014
Punted the Ball 80+ Yards	80, Cole Farden at Baylor, Nov. 22, 2003
Kicked a 50-Yard FG	53, Matt Ammendola at South Alabama, Sept. 8, 2017
Kicked Two 50+ Yard FGs, same game	Dan Bailey (52 and 52) at Louisiana, Oct. 8, 2010
Made 4+ FG	4, Ben Grogan vs. Missouri State, Sept. 6, 2014
OSU player blocked multiple kicks in a game	Vincent Taylor (two blocked PATs) vs. Texas, Oct. 1, 2016

OPPONENT TEAM

50+ Points	62 vs. Oklahoma, Nov. 4, 2017
Shut out OSU in Stillwater	vs. Colorado, Oct. 1, 2005 (34-0)
Shut out OSU in Stillwater (Conf.)	vs. Colorado, Oct. 1, 2005 (34-0)
Shut out OSU at opponent home	at Oklahoma, Nov. 28, 2009 (27-0)
Shut out OSU at opponent home (Conf.)	at Oklahoma, Nov. 28, 2009 (27-0)
Shut out OSU in the first half	vs. Texas, Nov. 16, 2014
Shut out OSU in the second half	at Oklahoma, Nov. 28, 2009
30+ first downs	30 at Iowa State, Nov. 11, 2017
40+ first downs	44 at Oklahoma, Nov. 24, 2012
50+ rushing attempts	60 vs. Tulsa, Aug. 31, 2017
60+ rushing attempts	60 vs. Tulsa, Aug. 31, 2017
Less than 25 Yards Rushing	13 vs. Colorado, Nov. 19, 2009
Less than 50 yards Rushing	42 at Texas, Oct. 21, 2017
Less than 100 Yards Rushing	69 vs. Kansas, Nov. 25, 2017
200+ Yards Rushing	217 vs. Kansas State, Nov. 18, 2017
300+ Yards Rushing	341 at Oklahoma, Dec. 3, 2016
400+ Yards Rushing	513, Nebraska, Aug. 31, 1995
500+ Yards Rushing	513, Nebraska, Aug. 31, 1995
50+ pass attempts	52 vs. Texas Tech, Nov. 12, 2016
60+ pass attempts	60 vs. Texas Tech, Sept. 25, 2014
70+ pass attempts	71 at Texas Tech, Nov. 2, 2013
Less than 100 Yards Passing	87 at Kansas State, Nov. 5, 2016
Less than 200 Yards Passing	172 vs. Kansas, Nov. 25, 2017
300+ Yards Passing	386 at Iowa State, Nov. 11, 2017
400+ Yards Passing	598 vs. Oklahoma, Nov. 4, 2017
500+ Yards Passing	598 vs. Oklahoma, Nov. 4, 2017
600+ Yards Passing	646 vs. Texas Tech, Sept. 22, 2007
Less than 200 Yards Total Offense	175 at South Alabama, Sept. 8, 2017
Less than 150 Yards Total Offense	139, Savannah State, Sept. 1, 2012
500+ Yards Total Offense	785 vs. Oklahoma, Nov. 4, 2017
600+ Yards Total Offense	785 vs. Oklahoma, Nov. 4, 2017
700+ Yards Total Offense	785 vs. Oklahoma, Nov. 4, 2017
90+ offensive plays	98 vs. Tulsa, Aug. 31, 2017
100+ offensive plays	104 vs. Baylor, Nov. 21, 2015
Forced 5 OSU Turnovers	5 at Kansas State, Nov. 3, 2012
Intercepted 4 OSU Passes	4 at Kansas State, Nov. 3, 2012
Had 0 Turnovers	vs. Oklahoma, Nov. 28, 2015

OPPONENT INDIVIDUAL RUSHING

100+ Yards Rushing	105, David Montgomery, at Iowa State, Nov. 11, 2017
200+ Yards Rushing	239, Samaje Perine at Oklahoma, Dec. 3, 2016
250+ Yards Rushing	267, Vince Young vs. Texas, Oct. 29, 2005
QB rushed for 100 Yards	153, Jesse Ertz at Kansas State, Nov. 5, 2016

Two Players with 100+ Yards Rushing

50+ Yard Run	
80+ Yard Run	
90+ Yard Run	
Had 30+ Rushing Attempts	
Had 35+ Rushing Attempts	
4+ Rushing Touchdowns	
5+ Rushing Touchdowns	

148, D'Onta Foreman -and-	
106, Chris Warren III vs. Texas, Oct. 1, 2016	
53, Trey Sermon, vs. Oklahoma, Nov. 4, 2017	
80, Ja'Terian Douglas at Tulsa, Sept. 18, 2011	
90, Calvin Jones at Nebraska, Oct. 10, 1992	
37, Semaje Perine at Oklahoma, Dec. 3, 2016	
35, Stepfan Taylor vs. Stanford, Jan. 2, 2012	
5, Cedric Benson vs. Texas, Nov. 6, 2004	
5, Cedric Benson vs. Texas, Nov. 6, 2004	

OPPONENT INDIVIDUAL PASSING

300+ Yards Passing	598, Baker Mayfield, vs. Oklahoma, Nov. 4, 2017
400+ Yards Passing	598, Baker Mayfield, vs. Oklahoma, Nov. 4, 2017
500+ Yards Passing	598, Baker Mayfield, vs. Oklahoma, Nov. 4, 2017
600+ Yards Passing	646, Graham Harrell vs. Texas Tech, Sept. 22, 2007
Had 30+ Completions	34, Patrick Mahomes vs. Texas Tech, Nov. 12, 2016
Had 40+ Completions	45, Davis Webb at Texas Tech, Nov. 2, 2013
Had 40+ Attempts	51, Patrick Mahomes vs. Texas Tech, Nov. 12, 2016
Had 50+ Attempts	51, Patrick Mahomes vs. Texas Tech, Nov. 12, 2016
Had 60+ Attempts	71, Davis Webb at Texas Tech, Nov. 2, 2013
Had 70+ Attempts	71, Davis Webb at Texas Tech, Nov. 2, 2013
50+ Yard Pass	60, Skylar Thompson to Byron Pringle, vs. Kansas State, Nov. 18, 2017 (TD)
80+ Yard Pass	84, Baker Mayfield to Marquise Brown, vs. Oklahoma, Nov. 4, 2017 (TD)
90+ Yard Pass	90, Sam Ehlinger to John Burt, at Texas, Oct. 21, 2017 (First Down)
Had 4+ TD Passes	5, Baker Mayfield, vs. Oklahoma, Nov. 4, 2017
Had 5+ TD Passes	5, Baker Mayfield, vs. Oklahoma, Nov. 4, 2017
Had 6+ TD Passes	6, Graham Harrell vs. Texas Tech, Nov. 8, 2008

OPPONENT INDIVIDUAL RECEIVING

Caught 10+ Passes	10, Sterling Shepard vs. Oklahoma, Nov. 28, 2015
Caught 15+ Passes	15, Jace Amaro at Texas Tech, Nov. 2, 2013
100+ Yards Receiving	166, Byron Pringle, vs. Kansas State, Nov. 18, 2017
Two With 100+ Yards Receiving	265, Marquise Brown - and -
Three With 100+ Yards Receiving	102, Mark Andrews, vs. Oklahoma, Nov. 4, 2017
200+ Yards Receiving	162, Jalen Saunders, 146, Justin Brown -and- 103, Kenny Stills at Oklahoma, Nov. 24, 2012
Two Players with 200+ Yards Receiving	210, KD Cannon vs. Baylor, Nov. 21, 2015
Had 3+ TD Catches	237, Michael Crabtree -and- 233, Danny Amendola, Texas Tech, Sept. 22, 2007
Had 4+ TD Catches	3, Byron Pringle, vs. Kansas State, Nov. 18, 2017
100+ Yards Receiving by a Running Back	4, Marcus Harris at Wyoming, Sept. 23, 1995
	103, Phillip Lindsay vs. Colorado, Dec. 29, 2016

OPPONENT INDIVIDUAL DEFENSE

Had 15+ Tackles	18, David Long Jr. at West Virginia, Oct. 28, 2017
Had 2+ Interceptions	2, Jordan Thomas vs. Oklahoma, Nov. 28, 2015
Had 3+ Interceptions	3, Allen Chapman at Kansas State, Nov. 3, 2012
Interception Return for a Touchdown	39, Kenny Robinson, at West Virginia, Oct. 28, 2017
Fumble Return for a Touchdown	Jason Pinnock at Pittsburgh, Sept. 16, 2017
Had 4+ Tackles for Loss	7, David Long Jr., at West Virginia, Oct. 28, 2017
Had 5+ Tackles for Loss	7, David Long Jr. at West Virginia, Oct. 28, 2017
Had 3+ Sacks	3, Tim Crowder, Texas, Nov. 6, 2004
Had 4+ Sacks	4, Antwaun Bynum vs. Missouri, Oct. 6, 2001
Blocked a Punt	Osman Kamara at West Virginia, Oct. 28, 2017
Blocked a FG	Travis Britz vs. Kansas State, Oct. 5, 2013
Blocked a PAT attempt	Poona Ford vs. Texas, Oct. 1, 2016
Recorded a safety	Kyle Rose at West Virginia, Oct. 10, 2015

OPPONENT INDIVIDUAL MISCELLANEOUS

KR for a Touchdown	89, Byron Pringle, vs. Kansas State, Nov. 18, 2017
PR for a Touchdown	64, Jalen Saunders vs. Oklahoma, Dec. 7, 2013
Punt Blocked for a Touchdown	21, Daniel Gonzalez, Kansas St., Oct. 7, 2006
Returned a blocked FG for a Touchdown	65, Kip Daily, Kansas St., Oct. 5, 2013
Returned a PAT for a score	Frank Alexander, vs. Oklahoma, Nov. 29, 2008
Scored 4+ TD in a game	4, Byron Pringle (3 REC, 1 KR) vs. Kansas State, Nov. 18, 2017
Passed for 200 Yards & Rushed for 100 Yards	Taylor Martinez, 323 passing/112 rushing vs. Nebraska, Oct. 23, 2010
Punted the Ball 70+ Yards	74, Michael Such vs. Tulsa, Sept. 18, 2010
Punted the Ball 80+ Yards	81, Brian Lewis vs. Oklahoma, Nov. 9, 1996
Kicked a 50-Yard FG	51, Nick Rose vs. Texas, Nov. 16, 2014
Made 4+ FG	4, Jimmy Stevens, Oklahoma, Nov. 27, 2010



Coaches & Staff

Since 2010, Mike Gundy has led Oklahoma State to five seasons of at least 10 wins with a chance at a sixth still in play this year, an outright Big 12 title (2011) and a share of the Big 12 South title (2010). The Cowboys reached the top 10 of the Associated Press poll in 2008, 2009, 2010, 2011, 2013, 2015, 2016 and 2017.





COACHING STAFF



OKLAHOMA STATE
COWBOYS



MIKE GUNDY
HEAD COACH | 13TH YEAR
OKLAHOMA STATE, 1990

► 2011 winner of the Paul "Bear" Bryant College Coach of the Year Award selected by the Sportscasters and Sportswriters Association and the Eddie Robinson National Coach of the Year Award presented by the Football Writers Association of America after leading Oklahoma State to a 12-1 record, its first Big 12 championship and BCS bowl game appearance in 2011. In guiding the Cowboys to the Big 12 title, OSU became the first school other than Oklahoma or Texas to win the conference since 2003.

► Finalist for the Eddie Robinson National Coach of the Year Award and the Liberty Mutual National Coach of the Year Award in both 2010 and 2011.

► 2010 Big 12 Coach of the Year after leading Oklahoma State to an 11-2 overall record and a share of the Big 12 South title.

► 2015 AFCA Region 4 Coach of the Year after leading the Cowboys to as high as No. 4 in the Associated Press poll despite being unranked to start the season.

► Has coached four major national award winners since 2008, as punter Matt Fodge won the Ray Guy Award in 2008, kicker Dan Bailey won the Lou Groza Award in 2010, receiver Justin Blackmon won the Biletnikoff Award in 2010 and 2011 and quarterback Mason Rudolph won the Johnny Unitas Golden Arm Award in 2017.

► Since 2008, Gundy has coached four finalists for the Biletnikoff Award given to the nation's top wide receiver, plus finalists for the Rimington Award given to the nation's top center, the Thorpe Award given to the nation's top defensive back, the Mackey Award given to the nation's top tight end, the Outland Trophy given to the nation's top interior lineman, the Doak Walker Award given to the nation's top running back, the Ted Hendricks Award given to the nation's top defensive end, the Ray Guy Award given to the nation's top punter and the Lou Groza Award given to the nation's top kicker.

► Has coached 18 All-Americans in the last nine seasons, including a pair of unanimous All-Americans: offensive lineman Russell Okung in 2009 and receiver Justin Blackmon in 2010 and 2011.

Evidence of Oklahoma State's rise on both the Big 12 and national levels during Mike Gundy's tenure as head coach is everywhere. Consider the following:

► OSU is one of only five schools to appear in every set of College Football Playoff rankings since 2015, joining Alabama, Clemson, Ohio State and Oklahoma.

► Since 2010, Oklahoma State has five seasons with at least 10 wins (with a chance at a sixth this year), an outright Big 12 title (2011) and a share of the Big 12 South title (2010). The Cowboys reached the top 10 of the Associated Press poll in 2008, 2009, 2010, 2011, 2013, 2015, 2016 and 2017.

► Gundy has coached the Cowboys to four New Year's Six bowl games since 2010. The Pokes appeared in the 2010 Cotton Bowl, the 2012 Fiesta Bowl, the 2014 Cotton Bowl and the 2016 Sugar Bowl.

► Oklahoma State has been ranked in the top 15 of the Associated Press poll in nine of the last 10 seasons and has posted 10-win seasons five of the last eight years, with a chance at a sixth 10-win season still in play this year. Only once has OSU finished lower than third in the Big 12 since 2009.

► The Cowboys have averaged 9.6 wins per year since 2010 and rank 11th nationally with 77 wins this decade.

► Gundy has led the Cowboys to a 50-21 record against Big 12 opposition since 2010, a mark that is good for second-best in the conference this decade. His 69 career wins in Big 12 games ranks fourth in the history of the conference, trailing only Bob Stoops, Mack Brown and Bill Snyder on the all-time chart.

► OSU has scored six victories over teams ranked in the Associated Press top 10 since 2008.

► Since 2010, the Cowboys have averaged 41.2 points and 498.2 yards of total offense per game. Oklahoma State has ranked in the top 10 nationally in scoring offense five times during Gundy's tenure as head coach and have ranked in the top 10 nationally in total offense six times. The Cowboys led the nation in turnover margin in 2011 and have ranked in the top 10 nationally in that category in three of the past five seasons.

► OSU's current streak of 12 straight bowl games is the best in the history of the program.

► Since 2011, Oklahoma State has taken care of its home turf, compiling a 35-10 record in Boone Pickens Stadium.

► OSU set the top five single-season attendance records in school history during Gundy's tenure as head coach, including a record average attendance of 59,126 in 2013. The capacity of Boone Pickens Stadium was reduced to 56,790 for the 2017 season and the Cowboys sold out every game.

► Gundy is one of only seven active coaches with more than 100 wins at his current school.

► Eighteen Gundy-era Cowboys have been drafted into the NFL, with six of those 18 chosen in the first round.

► While still under the age of 50, Gundy's coaching tree has already blossomed. Former Gundy coordinators include North Carolina head coach Larry Fedora, West Virginia head coach Dana Holgorsen and former Southern Miss head coach Todd Monken, who currently serves as offensive coordinator for the Tampa Bay Buccaneers. Other notable former Gundy assistants include Kansas offensive coordinator Doug Meacham and West Virginia offensive coordinator Jake Spavital.

► OSU has also excelled in the classroom, during Mike Gundy's tenure as head coach. The Cowboys led the Big 12 and set a program record with 20 first-team Academic All-Big 12 selections in 2017. The three highest totals for first-team Academic All-Big 12 selections in Oklahoma State football history have come in the last three seasons, as OSU had 13 players honored in 2015, 12 in 2016 and 20 in 2017. OSU's 25 overall Academic All-Big 12 selections in 2017 broke the existing program record of 22, set in 2015, and the Cowboys' 66 overall Academic All-Big 12 honorees the last three years ranks OSU second in the league during that time span, behind only Kansas State.

MOST WINS SINCE 2010

School	Wins
1. Alabama	97
2. Ohio State	90
3. Clemson	89
4. Oklahoma	85
Stanford	85
6. Boise State	84
7. Florida State	83
Wisconsin	83
9. Oregon	80
10. LSU	78
Northern Illinois	78
12. Oklahoma State	77
Michigan State	77
14. Georgia	76
15. TCU	74
16. San Diego State	73





COACHING STAFF

Mike Gundy is a true Cowboy.

He has spent more than half of his life either quarterbacking or coaching at Oklahoma State and is the head coach presiding over the era of greatest sustained success in the history of the program.

What he has done at Oklahoma State is remarkable. When he took over as head coach in 2005, the OSU football program had an all-time record of 473-492-47 (49.1 pct.). With Gundy at the helm, OSU is 113-53-0 (68.1 pct.). Oklahoma State had 16 bowl appearances in its 104-year history prior to Gundy, but with him as head coach, the Cowboys have made 12 bowl appearances in 13 years.

He didn't take over a program known for consistent success, but Oklahoma State has indeed become a powerful program under his watch.

How did it happen?

There are a number of key factors in the Cowboys' rise to prominence, but one of the most notable is that Gundy identified and executed a blueprint for success at Oklahoma State that starts with the culture and people and extends into success on the field.

THE COWBOY CULTURE

What's interesting about Gundy's "Cowboy Culture" is that Gundy readily admits that in his early years as coach, he didn't have a name for it and wasn't strategically plotting a path that led to it. He just consistently made decisions based on what he thought was the right thing to do and empowered others to do the same.

It wasn't until 2017 that the words "Cowboy Culture" began popping up around the football facility in Boone Pickens Stadium.

MOST WINS AT CURRENT SCHOOL

(Active coaches only)

1.	209	Bill Snyder, Kansas State	26th year
2.	159	Gary Patterson, TCU	18th year
3.	142	Kirk Ferentz, Iowa	19th year
4.	130	Nick Saban, Alabama	11th year
5.	113	Mike Gundy, Oklahoma State	13th year
6.	110	Kyle Whittingham, Utah	14th year
7.	101	Dabo Swinney, Clemson	10th year
8.	99	Mark Dantonio, Michigan State	10th year
9.	96	Frank Solich, Ohio	13th year

The signs that now hang on the walls there highlight concepts that Gundy places a high value on, such as controlling the things that you can control and being respectful to others. They celebrate foundational traits such as effort, discipline, toughness and leadership. They remind passers-by to never show fear, frustration or fatigue.

While the Cowboy Culture reveals itself in on-field success, it also shows up off the field, most notably in the area of academics.

Take into consideration that including the senior class of 2017, 285 Gundy-era players have graduated from Oklahoma State. Additionally, the Cowboy football

program's 2015-16 Academic Progress Rate of 974 and its multi-year rate of 953 both represent the highest it has achieved since the APR was implemented in 2003. This year's multi-year rate was an improvement over the previous year for the fourth consecutive year.

The Cowboys led the Big 12 and set a program record with 20 first-team Academic All-Big 12 selections in 2017. The three highest totals for first-team Academic All-Big 12 selections in Oklahoma State football history have come in the last three seasons, as OSU had 13 players honored in 2015, 12 in 2016 and 20 in 2017. OSU's 25 overall Academic All-Big 12 selections in 2017 broke the existing program record of 22, set in 2015, and the Cowboys' 66 overall Academic All-Big 12 honorees the last three years ranks OSU second in the league during that time span, behind only Kansas State.

GUNDY YEAR-BY-YEAR HEAD COACHING RECORD

Year	Overall	Home	Away	Neutral	League Record	Finish
2005	4-7	3-3	1-4	0-0	1-7	6th South
2006	7-6	4-2	1-4	2-0	3-5	5th South
2007	7-6	4-2	2-4	1-0	4-4	3rd South
2008	9-4	6-1	2-2	1-1	5-3	4th South
2009	9-4	6-2	3-1	0-1	6-2	2nd South
2010	11-2	5-2	5-0	1-0	6-2	T1st South
2011	12-1	6-0	5-1	1-0	8-1	1st
2012	8-5	6-1	1-4	1-0	5-4	T3rd
2013	10-3	5-1	4-1	1-1	7-2	T2nd
2014	7-6	4-2	2-3	1-1	4-5	7th
2015	10-3	5-2	5-0	0-1	7-2	2nd
2016	10-3	6-1	3-2	1-0	7-2	T2nd
2017	9-3	3-3	6-0	0-0	6-3	3rd
Career	113-53	63-22	40-26	10-5	69-42	-

GUNDY-ERA STANDOUTS

NFL DRAFT PICKS

Yr.	Rd.	Pick	Player	Team
2005	2	56	Darrent Williams, CB	Denver Broncos
2005	3	73	Vernand Morency, RB	Houston Texans
2005	7	249	Billy Bajema, TE	San Francisco 49ers
2006	6	199	Charlie Johnson, T	Indianapolis Colts
2007	4	132	Ryan McBean, DE	Pittsburgh Steelers
2007	6	209	Corey Hilliard, OT	New England Patriots
2009	1	20	Brandon Pettigrew, TE	Detroit Lions
2010	1	6	Russell Okung, OL	Seattle Seahawks
2010	1	24	Dez Bryant, WR	Dallas Cowboys
2010	5	137	Perrish Cox, DB	Denver Broncos
2010	7	250	Zac Robinson, QB	New England Patriots
2011	4	115	Kendall Hunter, RB	San Francisco 49ers
2012	1	5	Justin Blackmon, WR	Jacksonville Jaguars
2012	1	22	Brandon Weeden, QB	Cleveland Browns
2012	6	190	Markelle Martin, S	Tennessee Titans
2013	5	151	Joseph Randle, RB	Dallas Cowboys
2014	1	8	Justin Gilbert, CB	Cleveland Browns
2015	7	252	Josh Furman, DB	Denver Broncos
2016	2	32	Emmanuel Ogbah, DE	Cleveland Browns

MAJOR AWARD WINNERS

2008	Matt Fodge	Ray Guy Award
2010	Dan Bailey	Lou Groza Award
2010	Justin Blackmon	Biletnikoff Award
2011	Justin Blackmon	Biletnikoff Award
2017	Mason Rudolph	Johnny Unitas Golden Arm Award

ALL-AMERICANS

2008	Dez Bryant	Wide Receiver
2008	Perrish Cox	Kick Returner
2008	Kendall Hunter	Running Back
2009	Perrish Cox	Cornerback
2009	Russell Okung	Offensive Line
2010	Dan Bailey	Kicker
2010	Justin Blackmon	Wide Receiver
2010	Kendall Hunter	Running Back
2010	Quinn Sharp	Punter
2011	Levy Adcock	Offensive Line
2011	Justin Blackmon	Wide Receiver
2011	Grant Garner	Offensive Line
2011	Markelle Martin	Safety
2011	Quinn Sharp	Kicker
2012	Quinn Sharp	Kicker
2013	Justin Gilbert	Cornerback
2015	Emmanuel Ogbah	Defensive End
2017	James Washington	Wide Receiver

BIG 12 PLAYER OF THE YEAR

2008	Dez Bryant	Special Teams
2010	Dan Bailey	Special Teams
2010	Justin Blackmon	Offense
2011	Quinn Sharp	Special Teams
2012	Quinn Sharp	Special Teams
2015	Emmanuel Ogbah	Defense

BIG 12 FRESHMAN OF THE YEAR

2006	Andre Sexton	Defense
2010	Shaun Lewis	Defense
2012	J.W. Walsh	Offense
2016	Justice Hill	Offense

BIG 12 NEWCOMER OF THE YEAR

2006	Adarius Bowman	Offense
2012	Calvin Barnett	Defense
2014	Tyreek Hill	Offense
2016	Justice Hill	Offense



COACHING STAFF

GUNDY-ERA STANDOUTS

BIG 12 OFFENSIVE LINEMAN OF THE YEAR

2009	Russell Okung
2011	Grant Garner

BIG 12 DEFENSIVE LINEMAN OF THE YEAR

2014	Emmanuel Ogbah
------	----------------

FIRST-TEAM ALL-BIG 12

2006	Adarius Bowman	Wide Receiver
	Corey Hilliard	Offensive Line
2007	Dantrell Savage	Running Back
	Brandon Pettigrew	Tight End
2008	Dez Bryant	Wide Receiver
	Kendall Hunter	Running Back
	Russell Okung	Offensive Line
2009	Perrish Cox	Cornerback
	Russell Okung	Offensive Line
	Keith Toston	Running Back
	Bryant Ward	Running Back
2010	Levy Adcock	Offensive Line
	Dan Bailey	Kicker
	Justin Blackmon	Wide Receiver
	Kendall Hunter	Running Back
	Orie Lemon	Linebacker
	Andrew McGee	Cornerback
	Quinn Sharp	Punter
	Bryant Ward	Fullback
	Brandon Weeden	Quarterback
2011	Justin Blackmon	Wide Receiver
	Levy Adcock	Offensive Line
	Grant Garner	Offensive Line
	Quinn Sharp	Punter
	Quinn Sharp	Kicker
	Jamie Blatnick	Defensive End
	Markelle Martin	Safety
	Brodrick Brown	Cornerback
2012	Joseph Randle	Running Back
	Lane Taylor	Offensive Line
	Josh Stewart	Wide Receiver
	Calvin Barnett	Defensive Tackle
	Quinn Sharp	Punter
	Quinn Sharp	Kicker
2013	Parker Graham	Offensive Line
	Calvin Barnett	Defensive Tackle
	Shaun Lewis	Linebacker
	Justin Gilbert	Cornerback
2014	Tyreek Hill	Return Man
	Emmanuel Ogbah	Defensive End
2015	Emmanuel Ogbah	Defensive End
	Kevin Peterson	Cornerback
	Blake Jarwin	Tight End
2016	James Washington	Wide Receiver
	Vincent Taylor	Defensive Tackle
	Jordan Sterns	Safety
2017	Justice Hill	Running Back
	James Washington	Wide Receiver
	Zach Crabtree	Offensive Line
	Brad Lundblade	Offensive Line
	DeQuinton Osborne	Defensive Line
	Tre Flowers	Safety

In 2017, a trio of Cowboys – running back Justice Hill, center Brad Lundblade and Cowboy Back Britton Abbott – earned spots on the CoSIDA Academic All-District team. During Gundy's time as head coach at Oklahoma State, his players have received CoSIDA Academic All-America honors three times – with a chance at three more this season – and CoSIDA Academic All-District honors seven times.

In addition to the academic recognition from CoSIDA, Lundblade is one of 10 finalists for the 2017 National Football Foundation Campbell Trophy, which is also known as the Academic Heisman. He is also one of only three student-athletes who represent the Big 12 Conference on the NCAA Autonomy Governance Committee.

It's hard to instill a culture that produces that kind of fruit in a short period of time, so Gundy's longevity and staying power have both factored into OSU's success.

Gundy is the fourth-longest tenured coach at his active school in the FBS, trailing only Bill Snyder at Kansas State, Kirk Ferentz at Iowa and Gary Patterson at TCU. His 69 career wins in Big 12 Conference games ranks fourth in the history of the league, trailing only Bob Stoops, Mack Brown and Bill Snyder.

ON THE FIELD

Of course, college football is a tough business in which longevity and staying power are hard to come by for coaches who don't win games, but Gundy is indeed a winner. He coached the Cowboys to the 2011 Big 12 championship and has posted five 10-win seasons, with a sixth 10-win season still in play this year. Gundy has coached Oklahoma State to four bowl games now referred to as New Year's Six since 2010 (2010 Cotton Bowl, 2012 Fiesta Bowl, 2014 Cotton Bowl and 2016 Sugar Bowl) and has led the Cowboys to bowl games in 12 consecutive seasons – a school record.

Included among his career coaching accolades are 2011 National Coach of the Year, 2010 Big 12 Coach of the Year and 2015 AFCA Region 4 Coach of the Year.

Signature traits of Gundy's best Cowboy teams have varied slightly over the years, but in general terms, the recurring themes include elite-level offense, an insatiable appetite for turnovers on defense and outstanding work in the kicking game.

From an offensive perspective, since 2010, the Cowboys have averaged a staggering 41.2 points and 498.2 yards of total offense per game. Oklahoma State has ranked in the top 10 nationally in scoring offense five times during Gundy's tenure as head coach and have ranked in the top 10 nationally in total offense six times.

The offensive talent that Gundy has coached at Oklahoma State during his tenure is remarkable. Receiver Justin Blackmon is one of only two players ever to win the Biletnikoff Award presented to the nation's top receiver twice, as he accomplished the feat in 2010 and again in 2011. He was an NFL first-round draft pick, as were tight end Brandon Pettigrew, offensive lineman Russell Okung, receiver Dez Bryant and quarterback Brandon Weeden. Running back Kendall Hunter was a two-time consensus All-American and both Bryant (2008) and James Washington (2017) were finalists for the Biletnikoff Award. Quarterback Mason Rudolph won the Johnny Unitas Golden Arm Award in 2017.

Defensively, forcing turnovers has been the Cowboys' signature trait of the Gundy era. Oklahoma State ranks third in the nation with 42 non-offensive touchdowns since 2010 and are third in America with 222 turnovers forced since 2010. Only Houston and Oregon have forced more during that time span. OSU ranked in the top 10 in the nation in turnovers forced in 2009, 2010, 2011, 2013 and 2015.

Some of the most notable defensive players of the Gundy era at OSU include cornerback Justin Gilbert, who was an All-American in 2013 and also a finalist for the Jim Thorpe Award before being selected with the eighth pick of the first round of the 2014 NFL Draft, and defensive end Emmanuel Ogbah, who was a 2015 All-American and the 2015 Big 12 Defensive Player of the Year before being chosen 32nd overall in the 2016 NFL Draft.

Dynamic special teams have also factored into Gundy's success. In fact, he spends much of his game-planning on special teams and is at his most vocal on the practice field during special teams periods. Matt Fodge won the Ray Guy Award presented to the nation's top punter in 2008 and Dan Bailey won the Lou Groza Award presented to the nation's top kicker in 2010. Quinn Sharp was an All-America punter in 2010 and an All-America kicker in 2011 and 2012. Return men have also thrived as part of Oklahoma State's special teams, with Perrish Cox earning All-America honors in 2008, the same year that Dez Bryant was honored as the Big 12 Special Teams Player of the Year. Tyreek Hill was a first-team All-Big 12 return man in 2014 and Zach Sinor led the nation in punts downed inside the 20 in 2016.

MOST BIG 12 COACHING WINS IN CONFERENCE HISTORY (1996-2016)

		Big 12	
<i>Coach</i>	<i>School</i>	<i>Record</i>	<i>Pct.</i>
Bob Stoops	Oklahoma	121-29	.807
Mack Brown	Texas	106-41	.721
Bill Snyder	Kansas State	96-54	.640
Mike Gundy	Oklahoma State	69-42	.622
Mike Leach	Texas Tech	47-33	.588
Art Briles	Baylor	39-30	.565
Gary Patterson	TCU	32-22	.593
Dana Holgorsen	West Virginia	27-27	.500
Dan McCarney	Iowa State	26-62	.295
Mark Mangino	Kansas	23-41	.359



COACHING STAFF

When looking at the Gundy era at Oklahoma State, it's hard to find a position group that hasn't produced big-time talent. A sampling:

OFFENSIVE LINE

Russell Okung

- 2009 Outland Trophy finalist.
- 2009 unanimous All-American.
- 2010 NFL first-round draft pick.
- 2009 Big 12 Offensive Lineman of the Year.
- 2013 NFL Pro Bowler.

Grant Garner

- 2011 All-American.
- 2011 Big 12 Offensive Lineman of the Year.
- 2011 Rimington Award finalist.

Levy Adcock

- 2011 consensus All-American.

Lane Taylor

- 2012 first-team All-Big 12.
- Long-time NFL veteran with the Green Bay Packers.

Corey Hilliard

- 2006 first-team All-Big 12.

Parker Graham

- 2013 first-team All-Big 12.

QUARTERBACK

Mason Rudolph

- 2017 Davey O'Brien Award finalist.
- 2017 Johnny Unitas Golden Arm Award winner.

Brandon Weeden

- 2012 NFL first-round draft pick.
- 2010 first-team All-Big 12.

RUNNING BACK

Kendall Hunter

- Two-time All-American.
- 2010 Doak Walker Award finalist.
- First-team All-Big 12 in both 2008 and 2010.

Justice Hill

- 2016 Freshman All-American.
- 2017 first-team All-Big 12.

Dantrell Savage

- 2007 first-team All-Big 12.

Keith Toston

- 2009 first-team All-Big 12.

Joseph Randle

- 2012 first-team All-Big 12.

WIDE RECEIVER

Justin Blackmon

- Two-time Biletnikoff Award winner.
- Two-time unanimous All-American.
- NFL first-round draft pick.
- 2010 Big 12 Offensive Player of the Year.

James Washington

- 2017 All-American.
- 2017 Biletnikoff Award finalist.
- Two-time first-team All-Big 12.

Dez Bryant

- 2008 consensus All-American.
- 2008 Biletnikoff Award finalist.
- 2010 NFL first-round draft pick.
- NFL Pro Bowl in 2014, 2015 and 2017.

Adarius Bowman

- 2006 first-team All-Big 12.

Josh Stewart

- 2012 first-team All-Big 12.

COWBOY BACK/TIGHT END

Brandon Pettigrew

- 2009 NFL first-round draft pick.
- 2009 Mackey Award finalist.

Blake Jarwin

- Went from a walk-on to first-team All-Big 12 and now a Dallas Cowboy.

Bryant Ward

- 2010 first-team All-Big 12.

DEFENSIVE LINE

Emmanuel Ogbah

- 2015 All-American.
- 2015 Big 12 Defensive Player of the Year.
- The first pick of the second round of the 2016 NFL draft.
- 2014 Big 12 Defensive Lineman of the Year.
- First-team All-Big 12 in 2014 and 2015.

Calvin Barnett

- First-team All-Big 12 in 2012 and 2013.

Jamie Blatnick

- 2011 first-team All-Big 12.

Vincent Taylor

- 2016 first-team All-Big 12.

DeQuinton Osborne

- 2017 first-team All-Big 12.

LINEBACKER

Orie Lemon

- 2010 first-team All-Big 12.

Shaun Lewis

- 2013 first-team All-Big 12.

CORNERBACK

Justin Gilbert

- 2013 Thorpe Award finalist.
- 2013 consensus All-American.
- 2014 NFL first-round draft pick.

Perrish Cox

- 2009 first-team All-Big 12.

Andrew McGee

- 2010 first-team All-Big 12.

Brodrick Brown

- 2011 first-team All-Big 12.

Kevin Peterson

- 2015 first-team All-Big 12.

SAFETY

Markelle Martin

- 2011 All-American.
- 2011 first-team All-Big 12.

Jordan Sterns

- First-team All-Big 12 in 2015 and 2016.

Tre Flowers

- 2017 first-team All-Big 12.

SPECIALISTS

Matt Fodge

- 2008 Ray Guy Award winner.

Dan Bailey

- 2010 Lou Groza Award winner.
- 2010 All-American.
- 2010 Big 12 Special Teams Player of the Year.
- 2016 NFL Pro Bowler.

Quinn Sharp

- 2010 All-America punter.
- 2011 All-America kicker.
- 2012 All-America kicker.
- Big 12 Special Teams Player of the Year in 2011 and 2012.

Perrish Cox

- 2008 All-America kick returner.

Dez Bryant

- 2008 Big 12 Special Teams Player of the Year.

Tyreek Hill

- 2014 First-Team All-Big 12 return man.
- 2017 NFL Pro Bowler.





COACHING STAFF

GUNDY VS. ALL OPPONENTS

Opponent	Overall	Home	Away	Neutral
Alabama	1-0	0-0	0-0	1-0
Arizona	2-1	1-0	0-1	1-0
Arkansas State	2-0	1-0	0-0	1-0
Baylor	8-5	6-1	2-4	0-0
Central Arkansas	1-0	1-0	0-0	0-0
Central Michigan	1-1	0-1	1-0	0-0
Colorado	3-1	1-1	1-0	1-0
Florida Atlantic	3-0	2-0	1-0	0-0
Florida State	0-1	0-0	0-0	0-1
Georgia	1-1	1-0	0-1	0-0
Grambling State	1-0	1-0	0-0	0-0
Houston	1-2	1-1	0-1	0-0
Indiana	1-0	0-0	0-0	1-0
Iowa State	8-2	4-0	4-2	0-0
Kansas	9-1	4-1	5-0	0-0
Kansas State	6-4	4-1	2-3	0-0
Lamar	1-0	1-0	0-0	0-0
Louisiana	3-0	2-0	1-0	0-0
Mississippi	0-2	0-0	0-0	0-2
Mississippi State	1-0	0-0	0-0	1-0
Missouri	3-2	1-1	2-0	0-1
Missouri State	3-0	3-0	0-0	0-0
Montana State	1-0	1-0	0-0	0-0
Nebraska	2-1	1-1	1-0	0-0
Oklahoma	2-11	1-6	1-5	0-0
Oregon	0-1	0-0	0-0	0-1
Pittsburgh	2-0	1-0	1-0	0-0
Purdue	1-0	0-0	0-0	1-0
Rice	1-0	1-0	0-0	0-0
Sam Houston State	1-0	1-0	0-0	0-0
Savannah State	1-0	1-0	0-0	0-0
South Alabama	1-0	0-0	1-0	0-0
Southeastern Louisiana	1-0	1-0	0-0	0-0
Stanford	1-0	0-0	0-0	1-0
TCU	4-2	3-1	1-1	0-0
Texas	6-7	1-5	5-2	0-0
Texas A&M	4-3	2-1	2-2	0-0
Texas Tech	11-2	6-0	5-2	0-0
Troy	2-1	2-0	0-1	0-0
Tulsa	3-0	2-0	1-0	0-0
UTSA	3-0	2-0	1-0	0-0
Washington	1-0	0-0	0-0	1-0
Washington State	2-0	1-0	0-0	1-0
West Virginia	4-2	2-1	2-1	0-0
Total	113-53	63-22	40-26	10-5

GUNDY VS. ALL CONFERENCES

(Reflects current membership)

Opponent	Overall	Home	Away	Neutral
ACC	2-1	1-0	1-0	0-1
Big Ten	4-1	1-1	1-0	2-0
Big 12	58-36	31-16	27-20	0-0
Pac-12	9-3	3-1	1-1	5-1
SEC	10-8	4-2	4-3	2-3

American Athletic	4-2	3-1	1-1	0-0
Conference USA	7-0	5-0	2-0	0-0
Mid American	1-1	0-1	1-0	0-0
Mountain West	0-0	0-0	0-0	0-0
Sun Belt	8-1	5-0	2-1	1-0
FCS	10-0	10-0	0-0	0-0
Total	113-53	63-22	40-26	10-5

RECORD IN BIG 12 GAMES SINCE 2010

1. Oklahoma	57-14	.803
2. Oklahoma State	50-21	.704
3. Kansas State	43-27	.614
4. TCU*	32-22	.593
5. Baylor	40-30	.571
6. West Virginia*	27-26	.509
7. Texas	34-36	.486
8. Texas Tech	25-46	.352
9. Iowa State	20-51	.282
10. Kansas	4-67	.056

* TCU and West Virginia didn't join the Big 12 until 2012.

PLAYING DAYS

Mike Gundy first arrived on the Oklahoma State campus in 1986 after a heavily-decorated prep career. He became a four-year starter at OSU (1986-89), and led the Cowboys to a pair of bowl wins, the 1987 Sun Bowl over West Virginia and the 1988 Holiday Bowl over Wyoming. During those two seasons, OSU accumulated a 20-4 record.

Gundy ended his career as the Big Eight Conference's all-time leader in passing and total offense. More than 20 years after his playing career, his name is still featured throughout the OSU record books. Most of his personal marks stood until Gundy assumed head coaching duties. He began his college career by throwing 138 passes before tossing his first career interception. That streak remained an NCAA record until 2008.

COACHING CAREER

After graduation, Gundy immediately joined the Oklahoma State football staff at the age of 23. He coached the receivers in 1990, the quarterbacks from 1991-1993 and in 1995, and served as offensive coordinator during the 1994 season.

In the final year for Gundy's college coach, Pat Jones, Gundy has coached in Stillwater under each of the three previous Cowboy head coaches (Jones, Bob Simmons and Les Miles).

He spent one season at Baylor (1996) as quarterbacks coach and passing game coordinator before heading to the ACC, where he coached at Maryland (1997-2000). He returned to Stillwater in 2001 as assistant head coach and offensive coordinator, and he also coached OSU quarterbacks.

Gundy is just the third Oklahoma State graduate to assume the head coaching duties in Stillwater. Jim Lookabaugh (1939-49) and Floyd Gass (1969-71) were the others.

PERSONAL

Gundy and his wife, Kristen (also an OSU graduate), have three children, Gavin, Gunnar and Gage.





COACHING STAFF



MIKE GUNDY YEAR-BY-YEAR COACHING RESULTS

2005 4-7 (1-7 Big 12)

9/3	Montana State	W	15-10
9/8	at Florida Atlantic	W	23-3
9/17	Arkansas State	W	20-10
10/1	Colorado	L	0-34
10/8	Missouri	L	31-38
10/15	at Texas A&M	L	23-62
10/22	at Iowa State	L	10-37
10/29	No. 2 Texas	L	28-47
11/12	No. 13 Texas Tech	W	24-17
11/19	at Baylor	L	34-44
11/26	at Oklahoma	L	14-42

2006 7-6 (3-5 Big 12)

9/2	Missouri State	W	52-10
9/9	vs. Arkansas State	W	35-7
9/16	Florida Atlantic	W	48-8
9/23	at Houston	L	25-34
10/7	at Kansas State	L	27-31
10/14	at Kansas	W	42-32
10/21	No. 23 Texas A&M	L-ot	33-34
10/28	No. 20 Nebraska	W	41-29
11/4	at No. 4 Texas	L	10-36
11/11	Baylor	W	66-24
11/18	at Texas Tech	L	24-30
11/25	No. 13 Oklahoma	L	21-27
12/28	vs. Alabama*	W	34-31

2007 7-6 (4-4 Big 12)

9/1	at No. 13 Georgia	L	14-35
9/8	Florida Atlantic	W	42-6
9/14	at Troy	L	23-41
9/22	Texas Tech	W	49-45
9/29	Sam Houston St.	W	39-3
10/6	at Texas A&M	L	23-24
10/13	at Nebraska	W	45-14
10/20	No. 25 Kansas St.	W	41-39
11/3	No. 14 Texas	L	35-38
11/10	No. 5 Kansas	L	28-43
11/17	at Baylor	W	45-14
11/24	at No. 10 Oklahoma	L	17-49
12/31	vs. Indiana#	W	49-33

2008 9-4 (5-3 Big 12)

8/30	vs Washington State	W	39-13
9/6	Houston	W	56-37
9/13	Missouri State	W	57-13
9/27	Troy	W	55-24
10/4	Texas A&M	W	56-28
10/11	at No. 3 Missouri	W	28-23
10/18	Baylor	W	34-6

10/25	at No. 1 Texas	L	24-28
11/1	Iowa State	W	59-17
11/8	at No. 2 Texas Tech	L	20-56
11/15	at Colorado	W	30-17
11/29	No. 3 Oklahoma	L	41-61
12/30	vs. No. 15 Oregon%	L	31-42

2009 9-4 (6-2 Big 12)

9/5	No. 13 Georgia	W	24-10
9/12	Houston	L	35-45
9/19	Rice	W	41-24
9/26	Grambling State	W	56-6
10/10	at Texas A&M	W	36-31
10/17	Missouri	W	33-17
10/24	at Baylor	W	34-7
10/31	No. 3 Texas	L	14-41
11/7	at Iowa State	W	34-8
11/14	Texas Tech	W	24-17
11/19	Colorado	W	31-28
11/28	at Oklahoma	L	0-27
1/2	vs. Ole Miss!	L	7-21

2010 11-2 (6-2 Big 12)

9/4	Washington State	W	65-17
9/11	Troy	W	41-38
9/18	Tulsa	W	65-28
9/30	Texas A&M	W	38-35
10/8	at Louisiana	W	54-28
10/16	at Texas Tech	W	34-17
10/23	No. 14 Nebraska	L	41-51
10/30	at Kansas State	W	24-14
11/6	No. 22 Baylor	W	55-28
11/13	at Texas	W	33-16
11/20	at Kansas	W	48-14
11/27	No. 14 Oklahoma	L	41-47
12/29	vs. Arizona^	W	36-10

2011 12-1 (8-1 Big 12)

9/3	Louisiana	W	61-34
9/8	Arizona	W	37-14
9/17	at Tulsa	W	59-33
9/24	at No. 8 Texas A&M	W	30-29
10/8	Kansas	W	70-28
10/15	at No. 22 Texas	W	38-26
10/22	at Missouri	W	45-24
10/29	Baylor	W	59-24
11/5	No. 17 Kansas St.	W	52-45
11/12	at Texas Tech	W	66-6
11/18	at Iowa State	L-ot	31-37
12/3	No. 13 Oklahoma	W	44-10
1/2	vs. No. 4 Stanford \$	W-ot	41-38

2012 8-5 (5-4 Big 12)

9/1	Savannah State	W	84-0
9/8	at Arizona	L	38-59
9/15	Louisiana	W	65-24
9/29	No. 12 Texas	L	36-41
10/13	at Kansas	W	20-14
10/20	Iowa State	W	31-10
10/27	TCU	W	36-14
11/3	at No.3 Kansas State	L	30-44
11/10	West Virginia	W	55-34
11/17	No. 23 Texas Tech	W	59-21
11/24	at No. 14 Oklahoma	L-ot	48-51
12/1	at Baylor	L	34-41
1/1	vs. Purdue+	W	58-14

2013 10-3 (7-2 Big 12)

8/31	vs. Mississippi State	W	21-3
9/7	at UTSA	W	56-35
9/14	Lamar	W	59-3
9/28	at West Virginia	L	21-30
10/5	Kansas State	W	33-29
10/19	TCU	W	24-10
10/26	at Iowa State	W	58-27
11/2	at No. 15 Texas Tech	W	52-34
11/9	Kansas	W	42-6
11/16	at No. 23 Texas	W	38-13
11/23	No. 3 Baylor	W	49-17
12/7	No. 18 Oklahoma	L	24-33
1/4	vs. No. 9 Missouri!	L	31-41

2014 7-6 (4-5 Big 12)

8/30	vs. No. 1 Florida State	L	31-37
9/6	Missouri State	W	40-23
9/13	UTSA	W	43-13
9/25	Texas Tech	W	45-35
10/4	Iowa State	W	37-20
10/11	at Kansas	W	27-20
10/18	at No. 12 TCU	L	9-42
10/25	No. 22 West Virginia	L	10-34
11/1	at No. 9 Kansas State	L	14-48
11/15	Texas	L	7-28
11/22	at No. 6 Baylor	L	28-49
12/6	at No. 18 Oklahoma	W-ot	38-35
1/2	vs. Washington~	W	30-22

2015 10-2 (7-2 Big 12)

9/3	at Central Michigan	W	24-13
9/12	Central Arkansas	W	32-8
9/19	UTSA	W	69-14
9/26	at Texas	W	30-27
10/3	Kansas State	W	36-34

10/10	at West Virginia	W-ot	33-26
10/24	Kansas	W	58-10
10/31	at Texas Tech	W	70-53
11/7	No. 5 TCU	W	49-29
11/14	at Iowa State	W	35-31
11/21	No. 10 Baylor	L	35-45
11/28	No. 5 Oklahoma	L	23-58
1/1	vs. No. 16 Ole Miss@	L	20-48

2016 10-3 (7-2 Big 12)

9/3	Southeastern La.	W	61-7
9/10	Central Michigan	L	27-30
9/17	Pittsburgh	W	45-38
9/24	at No. 16 Baylor	L	24-35
10/1	No. 22 Texas	W	49-31
10/8	Iowa State	W	38-31
10/22	at Kansas	W	44-20
10/29	No. 10 West Virginia	W	37-20
11/5	at Kansas State	W	43-37
11/12	Texas Tech	W	45-44
11/19	at TCU	W	31-6
12/3	at No. 7 Oklahoma	L	20-38
12/29	vs. No. 11 Colorado^	W	38-8

2017 9-3 (6-3 Big 12)

8/31	Tulsa	W	59-24
9/8	at South Alabama	W	44-7
9/16	at Pittsburgh	W	59-21
9/23	No. 16 TCU	L	31-44
9/30	at Texas Tech	W	41-34
10/14	Baylor	W	59-16
10/21	at Texas	W	13-10
10/28	at No. 22 West Virginia	W	50-39
11/4	No. 8 Oklahoma	L	52-62
11/11	at No. 24 Iowa State	W	49-42
11/18	Kansas State	L	40-45
11/25	Kansas	W	58-17

* Independence Bowl, # Insight Bowl, % Holiday Bowl, ! Cotton Bowl, ^ Alamo Bowl, \$ Fiesta Bowl, + Heart of Dallas Bowl, ~ Cactus Bowl, @ Sugar Bowl



COACHING STAFF



OKLAHOMA STATE
COWBOYS



JOE BOB CLEMENTS

DEFENSIVE LINE

FIFTH YEAR AT OSU | 19TH YEAR OVERALL
KANSAS STATE, 1999

► Defensive line coach Joe Bob Clements joined the Oklahoma State coaching staff in January of 2013 immediately after helping lead his alma mater, Kansas State, to the Big 12 title in 2012. Three of Clements' four years in Stillwater have resulted in 10-win seasons for the Cowboys, with a fourth 10-win season still in play this year.

► Each of Clements' five seasons in Stillwater have produced a team tackles for loss total that ranks among the top 10 single-season marks in school history. This year's average of 7.7 tackles for loss per game leads the Big 12.

► Clements' 2017 defensive line has a chance to finish with more tackles for loss than any other defensive line unit during the Mike Gundy era at Oklahoma State (2005-present), as the 2017 defensive linemen have combined for 51 tackles for loss entering the bowl game. The previous record was 52, set last season. Additionally, the Cowboy defensive line has amassed 169 yards from sacks this season, a mark that is just seven yards shy of the record total set in 2016.

► Clements' 2016 defensive line had 52 tackles for loss on the year, a mark that surpassed the previous season's total of 45.5. Making that remarkable is that Clements' 2016 group did it without the presence of Emmanuel Ogbah, who had 17.5 tackles for loss by himself in 2015 before moving on to the NFL. The defensive line's 52 tackles for loss and 236 yards from tackles for loss both represent the highest such figures of the Mike Gundy era at Oklahoma State (2005-present).

► Defensive tackle Vincent Taylor finished 2016 as the FBS leader with four blocked kicks and his 12.5 tackles for loss and 7.0 sacks were the most for any interior defensive lineman in the Big 12. He earned first-team All-Big 12 honors from both the coaches and the media.

► Clements' 2015 defensive line was at the center of Oklahoma State ranking sixth in the nation in sacks per game and 18th nationally in tackles for loss per game. OSU logged 40 sacks (fifth in school history) and 95 tackles for loss (sixth in school history). Additionally, Clements' defensive linemen forced four fumbles, recovered three fumbles, recorded 30 quarterback hurries, broke up seven passes and blocked two kicks.

► Clements' top pupil in 2015 was first-team All-America defensive end Emmanuel Ogbah, who was a finalist for the Ted Hendricks Award presented to the nation's top defensive end and earned Big 12 Defensive Player of the Year honors from both the coaches and the Associated Press. Ogbah finished the season ranked fourth nationally in sacks and was second in the Big 12 in tackles for loss. Ogbah set a single-season OSU record with 19 quarterback hurries.

► In Clements' five seasons in Stillwater, the OSU defensive line has averaged 25.4 sacks per season. In the three years prior to Clements' arrival, Cowboy defensive linemen averaged 19.5 sacks per season.

► Clements' impact was felt immediately at OSU, as the Cowboy defensive linemen combined for 24 sacks during his first year in Stillwater, up from 12.5 the year prior to his arrival. Defensive tackle Calvin Barnett was a first-team All-Big 12 selection by the Associated Press and the Big 12 coaches.

► The trend continued in 2014, with Clements' defensive linemen combining to record 23.5 of OSU's 33 sacks and 50.5 of the Cowboys' 97 tackles for loss.

► In 2015, the OSU defensive line combined to record 45.5 of the team's 95 tackles for loss and 32.5 of the team's 40 sacks.

► In 2014, defensive end Emmanuel Ogbah became the first Oklahoma State player ever named Big 12 defensive lineman of the year and became just the fifth OSU defensive lineman - the second in Clements' first two years at OSU - to earn first-team All-Big 12 honors.

► Oklahoma State saw significant improvement in the scoring column in Clements' first year, limiting opponents to 21.6 points per game, down from 28.2 points per game the year prior to his arrival. Thanks in no small part to the defensive line, OSU allowed only 11 rushing touchdowns during the 2013 regular season, a mark that ranked 11th nationally.

► The Cowboys finished 2013 ranked in the top 25 nationally in scoring defense (19th), turnovers gained (fifth), passes intercepted (third), red zone defense (seventh), pass efficiency defense (sixth), tackles for loss (16th) and third-down conversion percentage defense (seventh) just one year after ranking in the top 25 nationally in only one of those categories (tackles for loss - 25th in 2012).

► During Clements' 16 combined years as a player, staffer and full-time assistant coach at K-State, the Wildcats won two Big 12 championships, four Big 12 North championships, won nine or more games in a season 11 times and won 10 or more games in a season nine times.

► In 2012, K-State led the Big 12 in scoring defense, ranked second in the conference in rushing defense, turnovers gained and sacks and was third in both total defense and pass efficiency defense. One of Clements' defensive ends, Meshak Williams, was honored as Big 12 defensive lineman of the year after leading the league in sacks and another, Adam Davis, was a second-team all-Big 12 honoree who led the league with four fumbles forced.

► From 2004-05, Clements served as K-State's recruiting coordinator. The two recruiting classes he spearheaded produced future NFL players Zac Diles, Yamon Figs, Tearrius George, Justin McKinney and Reggie Walker.

► Clements spent seven seasons as a full-time member of the K-State coaching staff, plus two seasons at San Diego State and one season at Kansas prior to joining the staff at Oklahoma State.

► At San Diego State from 2006-07, Clements' time was highlighted by the performance of first-team all-Mountain West Conference defensive lineman Antwan Applewhite.

In Applewhite, Clements coached the first Aztec defensive lineman to earn first-team all-Mountain West Conference honors in seven years.

► At Kansas in 2008, Clements helped coach the Jayhawks to an eight-win season and a win over division champion and archrival Missouri. The 2008 Jayhawks picked up a convincing 42-21 win over Minnesota in the Insight Bowl.

► Clements broke into coaching as a student assistant at K-State in 1999, was elevated to a graduate assistant post with the Wildcats in 2001 and earned his first full-time coaching position when Bill Snyder promoted him to K-State defensive ends coach in 2003.

► Clements played defensive end at K-State from 1994-98. He was a member of five bowl teams with the Wildcats, highlighted by trips to the Cotton and Fiesta Bowls.

► Clements graduated from Kansas State in 1999 with a bachelor's degree in mass communications, then added a master's degree in counseling (student development) from K-State in 2009.

PERSONAL

► Clements and his wife, Pelusa, have four children, Orianna, Chance, Emma and Kaden.

YEAR BY YEAR

Year	School	Position
1999-2000	Kansas State	Student Assistant
2001-02	Kansas State	Graduate Assistant
2003-05	Kansas State	DE
2006-07	San Diego State	DL
2008	Kansas	DL
2009-11	Kansas State	DE
2012	Kansas State	Defense Run Game Coord./DE
2013-pres.	Oklahoma State	DL

BOWL GAMES

1999	Holiday Bowl
2001	Insight.com Bowl
2001	Cotton Bowl
2002	Holiday Bowl
2004	Fiesta Bowl
2008	Insight Bowl
2010	Pinstripe Bowl
2012	Cotton Bowl
2013	Fiesta Bowl
2014	Cotton Bowl
2015	Cactus Bowl
2016	Sugar Bowl
2016	Alamo Bowl
2017	Camping World Bowl

PROMINENT PUPILS

Antwan Applewhite, Carolina Panthers
Calvin Barnett, Cleveland Browns
Caleb Blakesley, Kansas
Adam Davis, Kansas State
Thomas Houchin, Indianapolis Colts
Kevin Huntley, Atlanta Falcons
Emmanuel Ogbah, Cleveland Browns
Andrew Shull, Detroit Lions
Meshak Williams, Baltimore Ravens



COACHING STAFF



OKLAHOMA STATE
COWBOYS



TIM DUFFIE

CORNERBACKS

FIFTH YEAR AT OSU | 18TH YEAR OVERALL
TEXAS TECH, 1999

► Tim Duffie joined the Oklahoma State staff in March of 2013 and coaches the Cowboy cornerbacks. He coached the OSU safeties in 2013 and 2014. Three of Duffie's four years on staff have resulted in 10-win seasons for the Cowboys, with a fourth 10-win season in play this year.

► Starting a freshman and a sophomore at cornerback in 2017, OSU led the Big 12 and ranked in the top 10 nationally in passes intercepted. In fact, cornerback A.J. Green provided one of the signature moments of the season when he picked off a pass in the end zone in the waning seconds to seal the Cowboys' win at No. 24 Iowa State.

► A.J. Green tied for second in the Big 12 with four interceptions on the season. All four of his picks came in conference games.

► Duffie's cornerbacks played a role in OSU leading the Big 12 in turnovers gained in 2016.

► In 2015, Duffie coached first-team All-Big 12 cornerback Kevin Peterson, who was a semifinalist for the Jim Thorpe Award, presented to the nation's top defensive back.

► The downfield coverage from Duffie's cornerbacks played a significant role in the Cowboys finishing the 2015 season ranked sixth nationally in sacks.

► Forcing turnovers has been a consistent strength of the Cowboy defense with Duffie on staff, as Oklahoma State ranked in the top 10 nationally in turnovers gained in both 2013 and 2015.

► In his first season in Stillwater, the Cowboys showed significant improvement by holding opponents to 21.6 points per game, down from 28.2 points per game the year prior to his arrival.

► The Cowboys finished 2013 ranked in the top 25 nationally in scoring defense (19th), turnovers gained (fifth), passes intercepted (third), red zone defense (seventh), pass efficiency defense (sixth), tackles for loss (16th) and third-down conversion percentage defense (seventh) just one year after ranking in the top 25 nationally in only one of those categories (tackles for loss - 25th in 2012).

► The 2013 Cowboys ranked third in school history in yards per pass attempt defense and third in pass efficiency defense. OSU's 21 interceptions in Duffie's first year were the sixth-highest total in school history and its 60 pass breakups ranked seventh.

► Duffie coached Daytawion Lowe to second-team All-Big 12 honors by the *Associated Press* and the coaches in 2013.

► In 2014, one of Duffie's pupils, sophomore safety Jordan Sterns, became the first Oklahoma State underclassman to record 100 tackles in a season in 18 years. Under Duffie's coaching, Sterns earned All-Big 12 honors in both 2015 and 2016.

► Duffie came to Stillwater after spending the 2012 season coaching the secondary at Wake Forest. In his lone season at Wake, the Demon Deacons led the Atlantic Coast Conference and ranked 25th nationally in turnover margin.

► Prior to his time at Wake Forest, Duffie spent 2008-11 at Colorado State. He was cornerbacks coach from 2008-10 and then coached the entire Rams secondary in 2011. He served as CSU's primary recruiter for the state of Texas.

► While in Fort Collins, Duffie was heavily involved in recruiting much of CSU's top talent, including Crockett Gillmore, an all-conference performer in his first season as a tight end in 2011, Weston Richburg, a 2010 freshman All-American, and Austin Gray, a 12-game starter at safety as a freshman in 2011. In his first year at the reins of the Rams full secondary in 2011, Duffie was instrumental in helping CSU finish the regular season ranked 14th in the nation by allowing only 179.6 passing yards per game.

► Duffie broke into coaching at UTEP, where he served as a graduate assistant coaching linebackers in 2000 and then safeties in 2001. He was elevated to his first full-time position coaching the Miners safeties from 2002-03 then served as UTEP's linebackers coach from 2004-06 and back to safeties in 2007.

► During his time at UTEP, he coached nine all-conference athletes, the 2004 Western Athletic Conference Defensive Player of the Year in Robert Rodriguez and a second-round NFL draft choice in Thomas Howard. Howard went on to become an everyday starter for the Oakland Raiders and Cincinnati Bengals.

► In addition to his role at UTEP, Duffie worked with the Detroit Lions in the summer of 2001 in a coaching fellowship.

► As a two-year starter and four-year letterwinner playing for coach Spike Dykes at Texas Tech, Duffie had 202 tackles, six tackles for loss, one sack, three passes broken up and two interceptions from 1996-99. As a senior, he started all 11 games and racked up a single-game career-high 18 tackles at Missouri. A second-team all-state selection at Jefferson High School in his hometown of Jefferson, Texas, Duffie earned Cypress Valley Player of the Year honors and was an all-district performer on three occasions. In addition to football, he lettered in basketball, baseball and track.

► Duffie earned a bachelor's degree in exercise and sports science from Texas Tech in 1999 and a master's in education administration from UTEP in 2002.

PERSONAL

► Duffie and his wife, Autumn, have two sons together, Memphis and Manhattan. He also has a son, Timias.

YEAR BY YEAR

Year	School	Position
2000-01	UTEP	Graduate Assistant
2001	Detroit Lions	Minority Fellowship
2002-07	UTEP	S from 2002-03, 2007; LB from 2004-06
2008-11	Colorado State	CB from 2008-10; Secondary in 2011
2012	Wake Forest	Secondary
2013-pres.	Oklahoma State	Safeties from 2013-14 Cornerbacks from 2015-pres.

BOWL GAMES

2004	Houston Bowl
2005	GMAC Bowl
2008	New Mexico Bowl
2014	Cotton Bowl
2015	Cactus Bowl
2016	Sugar Bowl
2016	Alamo Bowl
2017	Camping World Bowl

PROMINENT PUPILS

Quintin Demps, Houston Texans
Thomas Howard, Cincinnati Bengals
Robert Rodriguez, Tennessee Titans
Trey Merikens, Atlanta Falcons





COACHING STAFF



OKLAHOMA STATE
COWBOYS



KASEY DUNN

RECEIVERS

SEVENTH YEAR AT OSU | 25TH YEAR OVERALL
IDAHO, 1992

► Receivers coach Kasey Dunn joined the Oklahoma State staff in February of 2011. Six of his seven seasons in Stillwater rank among the top 10 in school history for scoring offense, total offense, passing offense and passing touchdowns. He has coached a 1,000-yard receiver in five of his seven years at Oklahoma State.

► Dunn coached Justin Blackmon to the 2011 Biletnikoff Award as America's top wide receiver in addition to coaching him to unanimous All-America recognition. Under Dunn's watch, Blackmon set the OSU single-season record for receptions in 2011 and was the fifth overall pick in the 2012 NFL Draft.

► In Dunn's seven seasons at Oklahoma State, the Cowboys have ranked in the top 10 nationally in scoring offense six times and ranked in the top 10 nationally in passing offense, pass efficiency, yards per attempt and yards per completion five times.

► In 2017, the Cowboys became the first offense in Big 12 history with a 4,000-yard passer (Mason Rudolph), two 1,000-yard receivers (James Washington and Marcell Ateman) and a 1,000-yard rusher (Justice Hill).

► Dunn recruited and coached James Washington to an All-America career at Oklahoma State. A finalist for the Biletnikoff Award presented to the nation's best receiver, Washington will go down as one of the most productive receivers in Oklahoma State and Big 12 Conference history.

► In 2015, the Cowboys ranked seventh nationally in passing offense, 14th nationally in scoring offense, 17th nationally in yards per completion and ninth nationally in red zone offense. Additionally, the Pokes ranked in the top 25 nationally in fewest fumbles lost, pass efficiency, total offense and fewest turnovers lost.

► In Dunn's first two years on staff, Oklahoma State ranked in the top five nationally in scoring offense and total offense both years and was second nationally in passing in 2011 and seventh nationally in passing in 2012.

► With Dunn on staff at OSU, both Justin Blackmon (122 receptions in 2011) and Josh Stewart (101 receptions in 2012) had seasons with more than 100 catches.

► In 2013, Dunn's work with the receivers contributed to OSU turning in the sixth-best season in school history for scoring offense and the fourth-best season in school history for passing offense.

► Dunn spent the 2010 season serving as wide receivers coach at Southern Miss after a two-year stay as running backs coach for the NFL's Seattle Seahawks.

► During his year at Southern Miss, the Golden Eagles went 8-5 and played in the Beef O'Brady's Bowl. The Golden Eagles ranked 18th nationally in total offense and were 15th nationally in scoring offense. Receivers Johndrick Morris and Kelvin Bolden combined for 96 receptions for 1,406 yards and 10 receiving touchdowns.

► With the Seahawks in 2009, Dunn oversaw running backs Julius Jones and Justin Forsett as they combined to carry the ball 291 times for 1,282 yards and make 76 receptions for 582 yards.

► A 1992 University of Idaho graduate, Dunn was a standout receiver at Idaho from 1987-91. He was a three-time All-American who ended his career with school records in receptions (268), yards (3,847) and was second in touchdowns (25). At the end of his career, his catch total and receiving yards ranked second all-time in the Football Championship Subdivision, trailing only Jerry Rice. His career receptions and career yards totals still stand as Vandals' school records, while his 25 career touchdown receptions are second all-time.

► Dunn led the nation in both receptions per game (8.0 avg.) and receiving yards per game (105.8 avg.) as a junior in 1990. He ranked No. 3 nationally with 85 receptions as a senior and was fifth with 73 catches as a sophomore in 1989. The Vandals claimed three Big Sky Conference titles during Dunn's playing career and went 24-12.

► A native of San Diego, Calif., he went on to play professionally with British Columbia (1992) and Edmonton (1993) of the CFL, and Houston (1992) of the NFL before launching his coaching career.

► In 1993, he served as a volunteer assistant at his alma mater, working with the wide receivers.

► Dunn then worked as tight ends and receivers coach at the University of San Diego in 1994 before returning to Idaho as cornerbacks coach in 1995.

► Dunn has worked on both sides of the ball during stops at Arizona (2004-06), TCU (2003), Washington State (1998-2002), New Mexico (1996-97) and Idaho (1993 and 1995). In addition, he served minority internships with both the NFL's Seattle Seahawks (2003) and Denver Broncos (1997).

► Dunn spent several months at Maryland in 2008 before accepting a position with the Seattle Seahawks.

► He also worked during the 2007 season on the Baylor staff, where he held the title of special teams coordinator and wide receivers coach, and was elevated to assistant head coach early in his tenure.

► Before his stop at Baylor, Dunn was the running backs coach at Arizona where he mentored three future NFL backs, including Mike Bell, who ended his career in 2005 with a third consecutive 900-yard season. Bell finished his collegiate career ranked fourth on Arizona's all-time rushing chart, totaling 3,163 yards on 678 attempts (4.7 avg.).

► Dunn was on the defensive side of the ball at TCU where he coached cornerbacks and helped the Horned Frogs to an 11-2 record and a bid in the Fort Worth Bowl.

► During his five-year tenure on Mike Price's Washington State staff, he served as running backs coach. In addition, he was the special teams coordinator his final three seasons. In 2001, he was also elevated to assistant head coach. In his time in Pullman, the Cougars went to back-to-back bowl games for the first time in school history (2001 Sun Bowl and 2003 Rose Bowl) and started a three-year run of 10-victory campaigns.

► He also coached two WSU running backs to school records, with Kevin Brown rushing for a sophomore school-record 1,046 yards in 1998 and Deon Burnett establishing a WSU freshman mark by rushing for 974 yards in 1999.

► Prior to that he served as cornerbacks coach at New Mexico, helping the Lobos secure an appearance in the 1997 Insight.com Bowl.

PERSONAL

► Dunn and his wife, Janelle, have two daughters, Kayla and Lauren.

YEAR BY YEAR

Year	School	Position
1993	Idaho	Volunteer Assistant
1994	San Diego	TE/WR
1995	Idaho	CB
1996-97	New Mexico	CB
1998-02	Washington State	Special Teams Coord. from 2000-02/RB
2003	TCU	CB
2004-06	Arizona	RB
2007	Baylor	Special Teams Coord./WR
2008-09	Seattle Seahawks	RB
2010	Southern Miss	WR
2011-pres.	Oklahoma State	WR

BOWL GAMES

1997	Insight.com Bowl
2001	Sun Bowl
2003	Rose Bowl
2003	Forth Worth Bowl
2010	Beef O'Brady's Bowl
2012	Fiesta Bowl
2013	Heart of Dallas Bowl
2014	Cotton Bowl
2015	Cactus Bowl
2016	Sugar Bowl
2016	Alamo Bowl
2017	Camping World Bowl

PROMINENT PUPILS

Justin Blackmon, Jacksonville Jaguars
James Washington, Oklahoma State
Edgerrin James, Seattle Seahawks
Julius Jones, Seattle Seahawks
Justin Forsett, Seattle Seahawks
T.J. Duckett, Seattle Seahawks
David Gettis, Carolina Panthers
Mike Bell, New Orleans Saints
Chris Henry, Tennessee Titans



COACHING STAFF



OKLAHOMA STATE
COWBOYS



DAN HAMMERSCHMIDT

SAFETIES

THIRD YEAR AT OSU | 32ND YEAR OVERALL
COLORADO STATE, 1985

► A 32-year coaching veteran who came to OSU after coaching running backs at the University of Houston in 2014, Dan Hammerschmidt played safety at Colorado State from 1982-85 before breaking into the coaching ranks as a student assistant with the Rams in 1986.

► In each of Hammerschmidt's three seasons in Stillwater, he has produced a first-team All-Big 12 safety. Jordan Sterns earned the honor in both 2015 and 2016. In 2017, Tre Flowers was a first-team All-Big 12 selection by the coaches.

► In 2017, OSU led the Big 12 and ranked in the top 10 nationally in passes intercepted. In fact, strong safety Ramon Richards provided one of the signature moments of the season when he picked off a pass in the end zone in the overtime to seal the Cowboys' win at Texas.

► In each of Hammerschmidt's three years on staff, Oklahoma State excelled in the area of takeaways. The Cowboys finished second in the league with 28 turnovers gained in 2015 and tied for first in 2016 with 25 turnovers gained. In 2017, OSU leads the league with 16 interceptions.

► Hammerschmidt served as a graduate assistant at TCU in 1987 before earning his first full-time appointment at Duke, where he coached outside linebackers, special

teams and the secondary from 1988-94. He helped the Blue Devils to a pair of bowl appearances in 1989 and 1994.

► He coached the secondary at Virginia Military Institute in 1995 before returning to his alma mater, where he coached the Colorado State receivers from 1996-2000. He moved into the role of co-offensive coordinator and quarterbacks coach and served in that capacity from 2001-07.

► With Hammerschmidt on staff, CSU appeared in seven bowl games and quarterback Bradlee Van Pelt earned Mountain West Conference Offensive Player of the Year accolades in 2002 and 2003. Eight of Hammerschmidt's pupils at CSU earned all-conference recognition.

► He coached wide receivers at Rice in 2008, and his one year with the Owls resulted in Jarrett Dillard becoming the first Owl to earn All-America honors from the Football Writers Association of America since 1958. Buoyed by the 20 touchdown receptions he made with Hammerschmidt as his position coach, Dillard finished his career as the NCAA's all-time leader with 59 career touchdown receptions.

► From there, Hammerschmidt served as assistant head coach and mentored the receivers and tight ends at Wyoming in 2009, then returned to Fort Collins, where he was passing game coordinator and receivers coach at Colorado State from 2010-11.

► He moved on to the NFL, where he was an offensive assistant with the Houston Texans from 2012-13. With Hammerschmidt on staff, the Texans set a franchise record with 26.0 points per game in 2012 as seven offensive players earned Pro Bowl invites. Arian Foster led the NFL with 17 touchdowns and ranked second in the AFC with 1,424 yards rushing while receiver Andre Johnson had 1,598 yards receiving and four touchdowns. Quarterback Matt Schaub earned Pro Bowl honors as did three offensive linemen: left tackle Duane Brown, left guard Wade Smith and center Chris Myers.

► Hammerschmidt returned to the college ranks in 2014 as running backs coach at the University of Houston. During his one season, the Cougars ranked second in American Athletic Conference in rushing offense with 183.8 yards per game and running back Kenneth Farrow led the league with 20 rushing touchdowns, ranked second with 1,037 rushing yards and was among the top 40 players in the nation by averaging 5.58 yards per carry.

PERSONAL

► Hammerschmidt has a daughter, Holly, and a son, Michael. He was married to the late Karen Hammerschmidt.

YEAR BY YEAR

Year	School	Position
1986	Colorado State	Student Assistant
1987	TCU	Graduate Assistant
1988-94	Duke	Outside Linebackers and Special Teams in 1988, Secondary from 1989-94
1995	VMI	Secondary
1996-2007	Colorado State	Receivers from 1996-2000 Co-Offensive Coordinator and QBs from 2001-07
2008	Rice	Receivers
2009	Wyoming	Assistant Head Coach, Receivers and Tight Ends
2010-11	Colorado State	Passing Game Coordinator, Receivers
2012-13	Houston Texans	Offensive Assistant
2014	Houston	Running Backs
2015-pres.	Oklahoma State	Safeties

BOWL GAMES

1989	All-American Bowl
1994	Hall of Fame Bowl
1997	Holiday Bowl
1999	Liberty Bowl
2000	Liberty Bowl
2001	New Orleans Bowl
2002	Liberty Bowl
2003	San Francisco Bowl
2005	Poinsettia Bowl
2008	Texas Bowl
2009	New Mexico Bowl
2016	Sugar Bowl
2016	Alamo Bowl
2017	Camping World Bowl

PROMINENT PUPILS

Arian Foster, Houston Texans
Chris Myers, Houston Texans
Duane Brown, Houston Texans
Wade Smith, Houston Texans
Andre Johnson, Houston Texans
Matt Schaub, Houston Texans
Owen Daniels, Houston Texans
James Casey, Houston Texans
Crockett Gilmore, Colorado State
Jarrett Dillard, Rice
James Casey, Rice
Bradlee Van Pelt, Colorado State
Pete Rebstock, Colorado State
Dallas Davis, Colorado State
Darran Hall, Colorado State
Geoff Turner, Colorado State
Jeremy Calhoun, Colorado State
Ray Farmer, Duke
Erwin Sampson, Duke





COACHING STAFF



OKLAHOMA STATE
COWBOYS



JOSH HENSON

OFFENSIVE LINE

SEVENTH YEAR AT OSU | 19TH YEAR OVERALL
OKLAHOMA STATE, 1998

► A two-time selection as one of the top 25 recruiters in the nation, Josh Henson returned to his alma mater in February of 2017 to coach the Oklahoma State offensive line.

► A four-year letterman at Oklahoma State from 1994-97, Henson has 19 years of coaching experience to his credit, including serving as offensive coordinator at Missouri under Gary Pinkel and serving as recruiting coordinator and tight ends coach under Les Miles at Oklahoma State and again at LSU. Included on his career résumé are the 2008 national title at LSU, a pair of LSU recruiting classes that were ranked in the top 10 nationally and back-to-back SEC East titles from his time at Missouri.

► After serving in the role of offensive analyst under Mike Gundy in 2016, he accepted a job as assistant head coach/offensive line and run game coordinator at Arizona State in January of 2017 before coming back to OSU in his current role.

► In 2017, Henson coached seniors Zach Crabbtree and Brad Lundblade to first-team All-Big 12 honors for the first time in their respective careers. Henson's offensive line paved the way for a Cowboy offense that led the nation in passing offense and first downs, ranked second nationally in total offense and ranked third nationally in scoring offense and pass efficiency. The Cowboys of 2017 allowed 21 sacks. In the three previous seasons to Henson taking over the offensive line, OSU had allowed an average of 34.7 sacks per season.

► In 2017, the Cowboys became the first offense in Big 12 history with a 4,000-yard passer (Mason Rudolph), two 1,000-yard receivers (James Washington and Marcell Ateman) and a 1,000-yard rusher (Justice Hill).

► As a player, Henson was a standout offensive lineman for the Cowboys who logged 37 starts over his four-year career. As a senior in 1997, he was a second-team All-Big 12 performer and was a leader for a Cowboy squad that went 8-4 and finished second in the Big 12 South.

► After graduating in 1998 with a degree in secondary education, Henson went straight into coaching, serving as a high school football coach in Kingfisher. In one season at Kingfisher, he helped guide the Yellowjackets to the Oklahoma state semifinals.

► He returned to OSU as a graduate assistant in 1999 and was elevated to tight ends coach and recruiting coordinator in 2001. As recruiting coordinator, Henson played a key role in OSU's 2003 signing class being ranked No. 15 in the nation by *Rivals.com*. A year earlier, *Rivals.com* rated the Cowboy class as the 26th-best in the country.



► When Les Miles left Oklahoma State for LSU, he took Henson with him to Baton Rouge and Henson again served as tight ends coach and recruiting coordinator. As LSU's recruiting coordinator, Henson assembled a pair of top-10 recruiting classes in 2006 and 2007 that helped the Tigers win the BCS National Championship in 2008. For his efforts, Henson was ranked as one of college football's top 25 recruiters in 2006 and 2007 by *Rivals.com*.

► Henson moved on to Missouri in 2009 and during his time at Mizzou, he coached the Tiger offensive line before being elevated to offensive coordinator in 2013. As offensive coordinator, he helped the Tigers to a trip to the Cotton Bowl at the end of the 2013 season and an appearance in the Citrus Bowl at the end of the 2014 season. From 2013-15, four of Henson's offensive linemen from Missouri were drafted into the NFL.

► Henson had five offensive linemen from his time at Missouri on active NFL rosters during 2016-17 season.

► In Henson's first year as offensive coordinator, Missouri ranked 13th nationally in scoring (after ranking 80th in 2012) at 39.1 points per game, 16th in total offense (96th in 2012) at just under 500 yards per game, 16th in rushing (88th in 2012) and 34th in passing efficiency, a year after ranking just 103rd nationally in that category.

PERSONAL

► A native of Tuttle, Okla., Henson and his wife Shauna have a son, Will, and a daughter, Kate.

YEAR BY YEAR

Year	School	Position
1998	Kingfisher HS	Assistant Coach
1999	Oklahoma State	Graduate Assistant
2001-04	Oklahoma State	Tight Ends Recruiting Coordinator

2005-08	LSU	Tight Ends Recruiting Coordinator
2009-12	Missouri	Co-Offensive Line
2013-15	Missouri	Offensive Coordinator Co-Offensive Line/ Tight Ends
2016	Oklahoma State	Offensive Analyst
2017-pres	Oklahoma State	Offensive Line

BOWL GAMES

2002	Houston Bowl
2004	Cotton Bowl
2004	Alamo Bowl
2005	Peach Bowl
2007	Sugar Bowl
2008	BCS National Championship Game
2008	Peach Bowl
2009	Texas Bowl
2010	Insight Bowl
2011	Independence Bowl
2014	Cotton Bowl
2014	Citrus Bowl
2016	Alamo Bowl
2017	Camping World Bowl

PROMINENT PUPILS

Billy Bajema, Baltimore Ravens
Tim Barnes, Los Angeles Rams
Evan Boehm, Arizona Cardinals
Justin Britt, Seattle Seahawks
Richard Dickson, Detroit Lions
Charlie Johnson, Indianapolis Colts
Connor McGovern, Denver Broncos
Mitch Morse, Kansas City Chiefs
Brandon Pettigrew, Detroit Lions
Keith Zinger, Atlanta Falcons



COACHING STAFF



OKLAHOMA STATE
COWBOYS



JASON MCENDOO

COWBOY BACKS

THIRD YEAR AT OSU | 18TH YEAR OVERALL
WASHINGTON STATE, 1998

► The 2011 American Football Coaches Association FCS Assistant Coach of the Year, Jason McEndoo spent 12 seasons as an assistant coach at Montana State prior to coming to Oklahoma State in February of 2015.

► At Oklahoma State, McEndoo coaches the Cowboy Backs - a flexible tight end/fullback hybrid position that is utilized in a number of ways within the construct of the offense.

► In 2017, McEndoo's Cowboy backs helped Oklahoma State become the first offense in Big 12 history with a 4,000-yard passer (Mason Rudolph), two 1,000-yard receivers (James Washington and Marcell Ateman) and a 1,000-yard rusher (Justice Hill).

► Academic success has been a hallmark of McEndoo's Cowboy Backs, as he's coached four Academic All-Big 12 selections in each of his three seasons in Stillwater.

► The play of McEndoo's Cowboy Backs in 2016 helped bring a significant improvement in the running game, as the Cowboys went from averaging 3.6 yards per carry and 126.8 yards per game in 2015 to averaging 4.5 yards per carry and 171.0 yards per game in 2016. Oklahoma State had two games of 200 yards rushing in 2015 but had five such games in 2016.

► In addition to their blocking work, the Cowboy Backs have combined to catch 30 passes for 449 yards and three touchdowns. The Cowboy Backs of 2016 have also performed well in the classroom, as Blake Jarwin, Keenen Brown and Britton Abbott were all named to the Academic All-Big 12 team.

► Coached directly by McEndoo, Blake Jarwin earned first-team All-Big 12 honors for the first time in his career in 2015.

► During his first year in Stillwater, the Cowboys ranked seventh nationally in passing offense, 14th nationally in scoring offense, 17th nationally in yards per completion and ninth nationally in red zone offense. Additionally, the Pokes ranked in the top 25 nationally in fewest fumbles lost, pass efficiency, total offense and fewest turnovers lost.

► At one point of the 2015 season, Oklahoma State rattled off 10 straight games scoring 30 or more points. Included in that string were outbursts of 70 points at Texas Tech, 69 points vs. UTSA, 58 points vs. Kansas and 49 points vs. a TCU team that was ranked No. 5 in the country.

► McEndoo helped coach Montana State to five Big Sky Conference championships during his time in Bozeman.

► In 2014, Montana State ranked seventh among all FCS schools with 244.4 rushing yards per game, was ninth in the FCS with 488.6 yards of total offense per game and was 11th in the FCS with 38.2 points per game.

► McEndoo coached seven Bobcat All-Americans and 11 first team All-Big Sky selections, including Jeff Bolton, an All-America center who earned the 2005 Rimington Award as Division I-AA's top player at that position.

► He also coached 2010 consensus All-American Mike Person (a seventh round choice by San Francisco in the 2011 NFL Draft), and 2012 first-team All-Big Sky and honorable mention All-America choice Shaun Sampson.

► In 2011, two Bobcat O-linemen – Conrad Burbank and Alex Terrien – earned All-America honors.

► MSU's offensive front led the Big Sky in fewest sacks allowed in 2006 and 2008, and the Bobcats led the league in rushing yards in 2008.

► Under McEndoo's guidance, the offensive line was a leadership hub in the Bobcat program. At least one offensive lineman served as a team captain in 10 of McEndoo's 12 seasons.

► A native of Aberdeen, Wash., McEndoo was an offensive lineman at Washington State and earned All-Pac 10 honors in 1997. He graduated from Wazzu in 1998, then spent three seasons in the NFL with the Seattle Seahawks and New Orleans Saints. He finished out a master's degree from Whitworth in 2003.

► He coached high school football in Washington from 2000-02 before arriving at MSU in 2003.

PERSONAL

► McEndoo and his wife, Ruth, have a son, Luke, and three daughters – Elizabeth, Aubrie and Ainslee.

YEAR BY YEAR

Year	School	Position
2000-01	Lake Washington HS	Offensive Line
2002	Mt Spokane HS	Offensive Line
2003-14	Montana State	Offensive Line
2015-pres.	Oklahoma State	Cowboy Backs

POST-SEASON EXPERIENCE

2003	FCS Playoffs
2006	FCS Playoffs
2010	FCS Playoffs
2011	FCS Playoffs
2012	FCS Playoffs
2014	FCS Playoffs
2016	Sugar Bowl
2016	Alamo Bowl
2017	Camping World Bowl

PROMINENT PUPILS

Blake Jarwin, Dallas Cowboys





COACHING STAFF



OKLAHOMA STATE
COWBOYS



GLENN SPENCER

DEFENSIVE COORDINATOR/LINEBACKERS
10TH YEAR AT OSU | 30TH YEAR OVERALL
GEORGIA TECH, 1987

► Glenn Spencer was promoted to defensive coordinator in January of 2013. He coached the Cowboy defensive line in 2008 and has coached the OSU linebackers from 2009 through the present.

► Oklahoma State has become one of the Big 12's elite teams with Spencer on the staff, as the Cowboys have amassed an 95-34 record since he came to Stillwater. OSU won a share of the Big 12 South title in 2010 and won the Big 12 outright in 2011. The Cowboys won a BCS bowl game in 2011 with a victory over Stanford in the Fiesta Bowl and made additional appearances in what are now referred to as New Year's Six bowl games in 2009 (Cotton Bowl), 2013 (Cotton Bowl) and 2015 (Sugar Bowl).

► Prior to Spencer's arrival in 2008, Oklahoma State had three 10-win seasons in its football history. The Cowboys have rattled off five 10-win seasons in the last seven years with Spencer on staff and have a chance at a sixth with a bowl victory this year.

► Oklahoma State ranks third in the nation with 42 non-offensive touchdowns since 2010 and are third in America with 222 turnovers forced since 2010. Only Houston and Oregon have forced more during that time span.

► In 2016, the Cowboys forced 25 turnovers and took two of those back for defensive touchdowns. Sixteen different OSU players were directly involved in a turnover, either by intercepting a pass or by recovering a fumble.

► Spencer's 2015 Cowboy defense was among the most disruptive in America, ranking in the top 10 nationally in turnovers gained, defensive touchdowns and quarterback sacks and also ranking among the top 20 nationally in tackles for loss, passes intercepted and fumbles recovered.

► Three times during Spencer's time on staff (2008-present) has Oklahoma State ranked in the top five nationally in turnovers gained (2010, 2011 and 2013). The Cowboys of 2011 led the nation with 44 turnovers gained.

► A 2013 nominee for the Broyles Award given to the nation's top assistant coach, Spencer oversaw a significant improvement in Oklahoma State's defense from 2012 to 2013. In Spencer's first year as defensive coordinator, the Cowboys limited opponents to 21.6 points per game, down from 28.2 points per game the year before he took over. The Cowboys finished 2013 ranked in the top 25 nationally in scoring defense (19th), turnovers gained (fifth), passes intercepted (third), red zone defense (seventh), pass efficiency defense (sixth), tackles for loss (16th) and third-down conversion percentage defense (seventh) just one year after ranking in the top 25 nationally in only one of those categories (tackles for loss - 25th in 2012).

► The 2013 Cowboys ranked third in school history in yards per pass attempt defense and third in pass efficiency defense. OSU's 21 interceptions were the sixth-highest total in school history and its 60 pass breakups ranked seventh.

► Oklahoma State led the nation in turnover margin and fumbles recovered and ranked second in the nation in passes intercepted in 2011. OSU led the Big 12 in scoring defense in conference games and was 12th nationally in red zone defense.

► Defensive end Emmanuel Ogbah was a first-team All-American and Big 12 Defensive Player of the Year in 2015, just one year after earning Big 12 Defensive Lineman of the Year honors in 2014.

► Cornerback Justin Gilbert was an All-American and 2013 finalist for the Jim Thorpe Award given to the nation's top defensive back. He was joined by defensive tackle Calvin Barnett and linebacker Caleb Lavey on the 2013 first-team All-Big 12 squad as chosen by the Associated Press. Linebacker Shaun Lewis was a first-team All-Big 12 honoree as selected by the Big 12 coaches.

► Before coming to OSU in 2008, he spent the previous three seasons as assistant head coach, recruiting coordinator and defensive backs coach at Duke.

► During his time with the Blue Devils, Spencer coached John Talley to first-team All-Atlantic Coast Conference honors in both 2005 and 2006. He did remarkable work on the recruiting front for Duke, helping the Blue Devils land the nation's No. 31 class in 2005 and the No. 36 class in 2006, according to *Scout.com*.

► Prior to his arrival at Duke, Spencer coached the defensive line at Georgia Tech in 2002 and 2003 and served as the Yellow Jackets' running backs coach in 2001. With Spencer coaching the defensive line, Georgia Tech ranked 12th nationally in rushing defense, 20th in total defense and 27th in scoring defense in 2003 and placed a pair of representatives on the All-ACC squad. Eric Henderson earned first-team recognition after leading the conference with 11 quarterback sacks and logging 24 tackles for loss, and Travis Parker earned honorable mention honors. In addition, Spencer coached Mansfield Wrotto to Freshman All-America honors.

► Spencer coached All-ACC tailback Joe Burns in 2001, helping Burns to become just the fifth 1,000-yard rusher in Yellow Jacket history.

► During his time with Georgia Tech, he coached the Yellow Jackets in the Silicon Valley Football Classic in 2002 and the Seattle Bowl in 2001. He helped Georgia Tech to an appearance in the 2003 Humanitarian Bowl, but did not coach in the game because he accepted the assistant head coach job at Duke following the regular season but prior to the bowl game.

► Prior to his time at Tech, Spencer spent 11 seasons at West Georgia, highlighted by a successful three-year run as head coach from 1998-2000. Spencer compiled a 28-7 record that included Gulf South Conference championships and NCAA Division II playoff appearances in 1998 and 2000. The American Football Coaches Association honored him as the NCAA Division II Region Coach of the Year in 1998 after he coached the Braves to a 10-2 record. He led the team to an 8-3 mark in 1999 and a 10-2

record in 2000 and left West Georgia with a Gulf South Conference-record .800 winning percentage.

► Spencer started his coaching career as an assistant at West Georgia in 1990. He coached the defensive line and linebackers for seven years before taking over as defensive coordinator in 1997 when the Braves captured the school's first Gulf South Conference title while establishing a single-season school record for scoring defense. Spencer was inducted into the West Georgia Hall of Fame in the summer of 2014.

PERSONAL

► A native of Douglasville, Ga., Spencer graduated from Lithia Springs High School before lettering four seasons as a defensive tackle at Georgia Tech from 1982-85. He helped the Yellow Jackets to a 9-2-1 mark and a 17-14 win over Michigan State in the All-American Bowl his senior year.

► A 1987 graduate of Georgia Tech with a bachelor's degree in management, Spencer has two sons, Luke and Abraham. He and his wife, ESPN reporter Jeannine Edwards Spencer, were married in July of 2013.

YEAR BY YEAR

Year	School	Position
1990-96	West Georgia	DL, LB
1997	West Georgia	Defensive Coordinator
1998-2000	West Georgia	Head Coach
2001	Georgia Tech	RB
2002-03	Georgia Tech	DL
2004-06	Duke	Assistant Head Coach/ Recruiting Coord./ DB
2008-pres.	Oklahoma State	DL in 2008 LB from 2009-present Co-Def. Coord. 2011-12, Def. Coord. from 2013-pres.

BOWL GAMES

2001	Seattle Bowl
2002	Silicon Valley Football Classic
2008	Holiday Bowl
2010	Cotton Bowl
2010	Alamo Bowl
2012	Fiesta Bowl
2013	Heart of Dallas Bowl
2014	Cotton Bowl
2015	Cactus Bowl
2016	Sugar Bowl
2016	Alamo Bowl
2017	Camping World Bowl

PROMINENT PUPILS

Anthony Hargrove, New Orleans Saints
Josh Furman, Denver Broncos
Justin Gilbert, Cleveland Browns
Eric Henderson, Cincinnati Bengals
Joe Burns, Buffalo Bills
Orie Lemon, Dallas Cowboys
Alfred Malone, Houston Texans
Emmanuel Ogbah, Oklahoma State
Vincent Rey, Cincinnati Bengals
Gerris Wilkinson, New York Giants



COACHING STAFF



OKLAHOMA STATE
COWBOYS



JOHN WOZNIAK

RUNNING BACKS

FIRST YEAR AT OSU | 19TH YEAR OVERALL
KNOX COLLEGE, 1999

► A member of two national championship staffs during his career, John Wozniak joined the Oklahoma State football staff as running backs coach in February of 2017.

► Formerly an offensive graduate assistant at Oklahoma State under Les Miles in 2004, Wozniak won his first national title while serving in an offensive quality control role under Miles at LSU in 2007, then claimed his second as a special teams analyst under Nick Saban at Alabama in 2012.

► In 2017, Wozniak coached Justice Hill to first-team All-Big 12 honors after Hill rushed 245 times for 1,347 yards and 14 touchdowns. As a team, Oklahoma State rushed for 183.3 yards per game. That is OSU's highest total since 2012 and the program's second-highest mark since 2009.

► In 2017, the Cowboys became the first offense in Big 12 history with a 4,000-yard passer (Mason Rudolph), two 1,000-yard receivers (James Washington and Marcell Ateman) and a 1,000-yard rusher (Justice Hill).

► Wozniak came to Oklahoma State from Southern Miss, where he spent the previous four seasons coaching wide receivers and special teams. When Todd Monken was hired as head coach of the Golden Eagles in 2013, he brought Wozniak along as part of his first staff and Wozniak was retained at USM after Monken left for the Tampa Bay Buccaneers in 2016.

► Wozniak helped build the Southern Miss passing attack into one of the most potent in Conference USA. The year before his arrival in Hattiesburg, the Golden Eagles were 0-12 and ranked 108th nationally in passing offense. By the time Wozniak finished his work there, USM went to back-to-back bowl games in his last two seasons and had the Golden Eagles passing offense ranked 12th in the nation in 2015 and 16th in the nation in 2016. Southern Miss ranked in the top 25 nationally in total offense in both of those seasons as well (12th in 2015 and 21st in 2016).

► Under Wozniak's guidance, Mike Thomas ranked in the top 10 nationally in receiving yards, receiving yards per game and receiving touchdowns in 2015 and Allenzae Staggers ranked in the top 25 nationally in both receiving yards and yards per reception in 2016.

► As a recruiter, Wozniak helped Southern Miss sign Gatorade Player of the Year honorees from the state of Alabama in both 2013 (quarterback Nick Mullens) and 2017 (receiver Jaylond Adams). Mullens went on to break many of Brett Favre's records at USM.

► A decorated quarterback and receiver during his playing days at Knox College, Wozniak graduated in 1999 with degrees in physics and secondary education, then was immediately hired on as the tight ends and punters coach. The very next year – just one year removed from graduation – he was promoted to offensive coordinator, a role in which he served for four years before he moved to Stillwater to join Les Miles' Oklahoma State staff in 2004.

► He followed Miles to Baton Rouge as a graduate assistant in 2005 before accepting a full-time position as tight ends and special teams coach at Georgia Southern in 2006. During his one season there, the Eagles led the Southern Conference and ranked 14th nationally in kickoff returns.

► Miles brought Wozniak back to LSU in an offensive quality control position in 2007, and Wozniak's behind-the-scenes contributions helped the Tigers rank 11th nationally in rushing offense and scoring offense en route to winning the BCS national championship.

► A return to full-time coaching followed for Wozniak, who coached tight ends and special teams at Montana State in 2008. Under Wozniak's coaching, tight end Brandon Bostick led the team in touchdowns and was third in receptions despite playing in just seven games. Punter Erik Fisher ranked 15th nationally by averaging 41.8 yards per kick, and kicker Jason Cunningham was 13-of-19 on field goal attempts. All three players earned all-conference honors that year. Additionally, the Bobcats blocked five punts during the season.

► One-year stops at Memphis (special teams coordinator in 2009), West Georgia (offensive coordinator in 2010) and UAB (running backs coach in 2011) led Wozniak to Tuscaloosa, where he helped Alabama to a 13-1 season and a BCS national championship as a special teams analyst in 2012.

PERSONAL

► Wozniak is married to the former Jessica Swaye.

YEAR BY YEAR

Year	School	Position
1999	Knox College	Tight Ends/Punters
2000-03	Knox College	Offensive Coordinator
2004	Oklahoma State	Offensive Grad Assistant
2005	LSU	Offensive Grad Assistant
2006	Georgia Southern	Tight Ends/Special Teams
2007	LSU	Offensive Quality Control
2008	Montana State	Tight Ends/Special Teams
2009	Memphis	Special Teams Coordinator
2010	West Georgia	Offensive Coordinator
2011	UAB	Running Backs
2012	Alabama	Special Teams Analyst
2013-16	Southern Miss	WRs/Special Teams
2017-pres.	Oklahoma State	Running Backs

BOWL GAMES

2005	Peach Bowl
2007	BCS National Championship
2012	BCS National Championship
2015	Heart of Dallas Bowl
2016	New Orleans Bowl
2017	Camping World Bowl

PROMINENT PUPILS

Mike Thomas, Los Angeles Rams
Casey Martin, Southern Miss
Allenzae Staggers, Southern Miss
Darrin Reaves, Kansas City Chiefs
Carson Tinker, Jacksonville Jaguars
Jeremy Shelley, Atlanta Falcons
Corey Acosta, San Francisco 49ers





COACHING STAFF



OKLAHOMA STATE
COWBOYS



MIKE YURCICH

OFFENSIVE COORDINATOR/QUARTERBACKS
FIFTH YEAR AT OSU | 19TH OVERALL
CALIFORNIA (PA.), 1999

► Mike Yurcich joined the Oklahoma State coaching staff as offensive coordinator and quarterbacks coach in February of 2013 after serving as offensive coordinator at Shippensburg University from 2011-12.

► He has overseen one of the greatest offensive eras in the history of Oklahoma State football and was nominated for the Broyles Award, which is presented to the nation's top assistant coach in 2016 and again in 2017.

► Three of Yurcich's five years in Stillwater have resulted in 10-win seasons for Oklahoma State with a fourth still a possibility this season. With Yurcich on staff, the Cowboys have amassed a 45-18 overall record.

► Yurcich has coached one of the nation's most productive offenses since coming to Stillwater. In his five seasons with the Cowboys, OSU averages 38.1 points and 475.1 yards of total offense per game. The Cowboys have scored 40 or more points in a game 28 times, have scored 50 or more points in a game 13 times and have scored 60 or more points in a game three times with Yurcich calling plays.

► In 2017, Yurcich coordinated an Oklahoma State offense that became the first in Big 12 history with a 4,000-yard passer (Mason Rudolph), two 1,000-yard receivers (James Washington and Marcell Ateman) and a 1,000-yard rusher (Justice Hill).

► In 2016, the Oklahoma State offense was one of only two from Power Five conferences to produce a 4,000-yard passer (Mason Rudolph), a 1,000-yard rusher (Hill) and a 1,000-yard receiver (Washington).

► Four of Yurcich's five years at Oklahoma State have produced top-10 seasons for total offense in school history.

► With Yurcich serving as both his offensive coordinator and position coach, Mason Rudolph set no fewer than 50 school records, won the 2017 Johnny Unitas Golden Arm Award, the 2017 Sammy Baugh Award and was a finalist for the 2017 Davey O'Brien Award.

► In 2017, Yurcich's Cowboy offense led the nation in passing offense and first downs, ranked second nationally in total offense and ranked third nationally in scoring offense and pass efficiency. The 2017 Cowboys reached the 50-point mark in six games and eclipsed 500 yards of offense nine times, including a school-record 747 yards against Baylor.

► From 2015 to 2016, there was a substantial uptick in the running game, as the Cowboys went from averaging 3.6 yards per carry and 126.8 yards per game in 2015 to averaging 4.5 yards per carry and 171.0 yards per game in 2016. Oklahoma State had two games of 200 yards rushing in 2015, but had five such games in 2016. Justice Hill led all FBS freshmen with 1,142 rushing yards in 2016.

► In 2015, the Cowboys ranked seventh nationally in passing offense, 14th nationally in scoring offense, 17th nationally in yards per completion and ninth nationally in red zone offense. Additionally, the Pokes ranked in the top 25 nationally in fewest fumbles lost, pass efficiency, total offense and fewest turnovers lost.

► Going against convention in 2015, Yurcich coordinated a two-quarterback system that worked spectacularly and was a central reason for Oklahoma State earning the Big 12's berth into the Sugar Bowl. Mason Rudolph ranked 17th nationally in passing yards and seventh nationally in yards per pass completion. J.W. Walsh was responsible for 156 points despite having only 162 total offense attempts (0.92 points responsible for per total offense attempt). Rudolph and Walsh combined to throw 34 touchdown passes.

► At one point of the 2015 season, Oklahoma State rattled off 10 straight games scoring 30 or more points. Included in that string were outbursts of 70 points at Texas Tech, 69 points vs. UTSA, 58 points vs. Kansas and 49 points vs. a TCU team that was ranked No. 5 in the country.

► Yurcich was at the reins for an Oklahoma State first when the Cowboys beat Iowa State, 58-27, and No. 15 Texas Tech, 52-34, in consecutive weeks to mark the first time in the history of the program that OSU scored 50 points or more in back-to-back road games.

► With Yurcich serving as his position coach, OSU quarterback Clint Chelf ranked eighth nationally with an adjusted QBR of 83.9. Chelf was a two-time selection as Big 12 Player of the Week and was a second-team All-Big 12 honoree selected by the Associated Press and the Big 12 coaches.

► In 2014, Yurcich oversaw an offense that produced Big 12 Offensive Newcomer of the Year Tyreek Hill and ranked in the top 10 nationally in red zone offense and fewest fumbles lost.

► Yurcich helped re-write the record books at Shippensburg. His first team set school records for points, touchdowns, total plays, first downs and total offense. His second team led the NCAA (Division II) in total offense (529.2 yards per game), and was second nationally in scoring (46.9 points per game) and passing offense (387.7 yards per game) during an 11-2 season.

► With Yurcich serving as his position coach, Shippensburg quarterback Zach Zulli won the 2012 Harlon Hill Award as the top player in Division II. Zulli set NCAA Division II records by accounting for 336 points and 56 touchdowns and tied the national record with 54 touchdown passes. Zulli ranked fourth in Division II in passing yards per game (365.2), third in total offense (382.4) and fifth in passing efficiency with a rating of 165.3

► Shippensburg scored 40 or more points 16 times in 24 games with Yurcich calling the plays from 2011-12.

► Before coaching at Shippensburg, Yurcich spent time at Edinboro University from 2006-2010, where he served as offensive coordinator and coached quarterbacks and receivers. During his tenure at Edinboro, Yurcich coached All-America quarterback Trevor Harris, a four-time all-Pennsylvania State Athletic Conference West selection who signed a free agent contract with the NFL's Jacksonville Jaguars.

► Edinboro had back-to-back nine win seasons in 2008 and 2009. The Fighting Scots advanced to the 2009 NCAA Division II football playoffs where Harris set a Division II playoff record with 630 passing yards against West Liberty.

► Edinboro averaged at least 30 points per game from 2007-09 and consistently ranked among Division II's top offenses with Yurcich calling plays.

► Yurcich is a 1999 graduate of California University in Pennsylvania. He spent three seasons as the school's starting quarterback and was a two-year captain. He began his playing career at Mount Union College. He earned a degree in psychology at California and a master's degree in education from St. Francis, where he picked up a school counseling license.

PERSONAL

► Yurcich is a native of Euclid, Ohio. His wife, Julie, was an All-America cross country athlete at Edinboro. They have two sons: Jack and Clay.

YEAR BY YEAR

Year	School	Position
1999-2002	Saint Francis (Ind.)	RB in 1999, QBs/JV from 2000-01, Offensive Coord./QBs/JV in 2002
2003-04	Indiana	Offensive Grad Assistant
2005-10	Edinboro	QB/WR in 2005, Offensive Coord./ QBs, WR from 2006-10
2011-12	Shippensburg	Offensive Coord./QBs
2013-pres.	Oklahoma State	Offensive Coord./QBs

BOWL GAMES

2014	Cotton Bowl
2015	Cactus Bowl
2016	Sugar Bowl
2016	Alamo Bowl
2017	Camping World Bowl

PROMINENT PUPILS

Mason Rudolph, Oklahoma State
Clint Chelf, Oklahoma State
Trevor Harris, Edinboro
Zach Zulli, Shippensburg



COACHING STAFF



OKLAHOMA STATE
COWBOYS



ROB GLASS

ASST. A.D./SPEED, STRENGTH AND CONDITIONING
23RD YEAR AT OSU | 32ND OVERALL
OKLAHOMA STATE 1984

► Rob Glass is in the 13th year of his second stint as assistant athletic director for speed, strength and conditioning at his alma mater and is one of the central figures in the success of the program.

► Glass, one of the most recognized and preeminent strength and conditioning experts in college athletics, returned to OSU after a 10-year stint at Florida. He first worked for the Cowboys as both a football graduate assistant coach and strength coach from 1986-95 and his current tenure brings his total to 22 years at Oklahoma State.

► During his career, Glass has worked with two Heisman Trophy winners (Barry Sanders and Danny Wuerffel), a Golden Spikes Award winner (Robin Ventura), a Thorpe Award winner (Lawrence Wright) a two-time Biletnikoff Award winner (Justin Blackmon), a Lou Groza Award winner (Dan Bailey) and a Ray Guy Award winner (Matt Fodge) in addition to 19 first-round NFL draft picks and three first-round NBA draft picks as well as countless All-Americans and Olympians.

► After earning his bachelor's degree from Oklahoma State in 1984, Glass served on Pat Jones' football staff as a graduate assistant coach. He was named head strength coach at OSU in 1989 and served in that capacity until 1995, when he accepted a position as coordinator of strength and conditioning at Florida. He became Florida's director of strength and conditioning in 1998.

► In May of 2002, Glass was named a Master Strength and Conditioning Coach, the highest honor that can be achieved as a strength and conditioning coach, by the National Conference of Collegiate Strength and Conditioning Coaches Association.

► Glass has been associated with 24 bowl teams since 1987, including the Sugar, Fiesta, Cotton, Alamo and Holiday at Oklahoma State and 10 bowls at Florida, including the 1996 Fiesta Bowl, two Orange Bowls and two Sugar Bowls. He was at Florida for a national championship and worked with two Gator squads that played in the national title game. He worked with four UF teams that played in the SEC championship game.

► At Oklahoma State, Glass has been instrumental in the development of All-Americans Barry Sanders, Thurman Thomas, Jason Gildon, Dez Bryant, Kendall Hunter, Brandon Pettigrew, Russell Okung, Justin Blackmon, Levy Adcock, Quinn Sharp, Justin Gilbert, Emmanuel Ogbah and James Washington.



► At Florida, he worked with Fred Taylor, Jevon Kearse, Gerard Warren, Kenyatta Walker, Rex Grossman and Lito Sheppard, all of whom were first-round draft picks in the National Football League.

PERSONAL

► Glass was born July 3, 1961, in Newkirk, Okla. He is married to the former Laurie Lipe, and they have two children, Garrison and Jared.

YEAR BY YEAR

Year	Employer	Position
1986-88	Oklahoma State	Graduate Assistant
1989-95	Oklahoma State	Head Strength Coach
1995-98	Florida	Coordinator of Strength and Conditioning
1998-2004	Florida	Director of Strength and Conditioning
2005-pres.	Oklahoma State	Assistant Athletic Director, Speed, Strength and Conditioning

BOWL GAMES


1987	Sun Bowl
1988	Holiday Bowl
1996	Fiesta Bowl
1997	Sugar Bowl
1998	Citrus Bowl
1999	Orange Bowl
2000	Citrus Bowl
2001	Sugar Bowl
2002	Orange Bowl
2003	Outback Bowl

2004	Outback Bowl
2004	Peach Bowl
2006	Independence Bowl
2007	Insight Bowl
2008	Holiday Bowl
2010	Cotton Bowl
2010	Alamo Bowl
2012	Fiesta Bowl
2013	Heart of Dallas Bowl
2014	Cotton Bowl
2015	Cactus Bowl
2016	Sugar Bowl
2016	Alamo Bowl
2017	Camping World Bowl

PROMINENT PUPILS

Barry Sanders, Detroit Lions
 Danny Wuerffel, New Orleans Saints
 Thurman Thomas, Buffalo Bills
 Russell Okung, Denver Broncos
 Justin Blackmon, Jacksonville Jaguars
 Dez Bryant, Dallas Cowboys
 Brandon Weeden, Tennessee Titans
 Brandon Pettigrew, Detroit Lions
 Justin Gilbert, Cleveland Browns
 Kendall Hunter, San Francisco 49ers
 Emmanuel Ogbah, Cleveland Browns
 Jevon Kearse, Tennessee Titans
 Fred Taylor, New England Patriots
 Jason Gildon, Pittsburgh Steelers
 Lito Sheppard, New York Jets
 Rex Grossman, Houston Texans
 Ike Hilliard, Tampa Bay Buccaneers

OSU ANALYSTS



OKLAHOMA STATE
COWBOYS



BILL CLAY

DEFENSIVE ANALYST

SEVENTH YEAR AT OSU | 49TH YEAR OVERALL
ARKANSAS, 1963

► Bill Clay has spent nearly a half-century coaching football and has served as defensive coordinator at seven Division I schools, including Oklahoma State from 2001-04.

► During his distinguished career, Clay held the defensive coordinator title at Southern Mississippi, SMU, Temple, Mississippi State, UTEP, UAB and Oklahoma State. Additionally, he served as an assistant at Virginia, Virginia Tech, the Tampa Bay Buccaneers, Louisiana Tech, Texas A&M, Samford and Blinn College.

PERSONAL

► Clay and his wife, Marimarlene, have four grown daughters, Christina Long, Kimberly Bennett, Amanda Donohue and Kelly Atwood.

YEAR BY YEAR

Year	School	Position
1965-68	Ganby HS	Coach
1969-71	Virginia	Assistant Coach
1972	Virginia Tech	Linebackers
1973-74	South Carolina	Linebackers
1976-79	Southern Mississippi	Assistant Coach
1980-81	Southern Mississippi	Defensive Coordinator
1982-86	SMU	Defensive Coordinator
1987	Tampa Bay Buccaneers	Defensive Assistant
1988	Temple	Defensive Coordinator
1989-90	Mississippi State	Assistant Coach
1991-95	Mississippi State	Defensive Coordinator
1996	UTEP	Defensive Coordinator
1997-2000	UAB	Defensive Coordinator/Linebackers
2001-04	Oklahoma State	Defensive Coordinator
2005	Louisiana Tech	Inside Linebackers
2006-07	Texas A&M	Safeties
2008-10	Samford	Linebackers
2011	Blinn College	Defensive Coordinator
2015-pres.	Oklahoma State	Defensive Analyst

BOWL GAMES

1980	Independence Bowl
1981	Tangerine Bowl
1982	Cotton Bowl
1983	Sun Bowl
1984	Aloha Bowl
1991	Liberty Bowl
1993	Peach Bowl
1994	Peach Bowl
2002	Houston Bowl
2003	Cotton Bowl
2004	Alamo Bowl
2006	Holiday Bowl
2016	Sugar Bowl
2016	Alamo Bowl
2017	Camping World Bowl



OKLAHOMA STATE
COWBOYS



A.J. RICKER

OFFENSIVE ANALYST

FIRST YEAR AT OSU | 11TH YEAR OVERALL
MISSOURI, 2004

► A.J. Ricker joined the Oklahoma State staff as an offensive analyst in March of 2017. He had previously served as offensive line coach at Illinois and Missouri, among other stops.

► In 2014, he helped coach Missouri to an 11-3 overall record, the SEC East title and to a win in the Citrus Bowl.

► As a player, Ricker was a three-time All-Big 12 offensive lineman at Missouri from 2001-03. He started 47 consecutive games at center and then went on to play professionally for two years before getting into coaching.

PERSONAL


► Ricker is married to the former Lauren Mattaliano. They have a son, Andrew.

YEAR BY YEAR

Year	School	Position
2006-07	Western Michigan	Graduate Assistant
2008	Western Michigan	Offensive Line
2009	St. Joseph's (Ind.)	Offensive Line
2010	St. Joseph's (Ind.)	Head Coach
2011-12	Western Michigan	Run Game Coordinator/Offensive Line
2013	Illinois	Offensive Line
2014-15	Missouri	Offensive Line
2017-pres.	Oklahoma State	Offensive Analyst

BOWL GAMES

2003	Independence Bowl
2007	International Bowl
2008	Texas Bowl
2011	Little Caesars Pizza Bowl
2015	Citrus Bowl
2017	Camping World Bowl



OKLAHOMA STATE
COWBOYS



BRIAN VANGORDER

DEFENSIVE ANALYST

FIRST YEAR AT OSU | 29TH YEAR OVERALL
WAYNE STATE, 1992

► A former defensive coordinator for the Atlanta Falcons, Notre Dame, Georgia and Auburn, among others, Brian VanGorder has 28th years of coaching experience to his credit.

► Included on his career résumé are head coaching stops at Wayne State (1992-94) and at Georgia Southern (2006).

► His four-year tenure as defensive coordinator for the Atlanta Falcons is included among his seven years of NFL coaching experience that also include stops coaching linebackers for the Jacksonville Jaguars and the New York Jets.

► In addition to the four NFL playoff teams he coached, VanGorder has helped coach his teams to appearances in the Sugar Bowl, the Fiesta Bowl, the Capital One Bowl and the Outback Bowl, among others.

PERSONAL

► Brian VanGorder is married to the former Ruth Jones. His children are Molloy, Morgan, Mack, Montgomery, Malone and Freddie.

YEAR BY YEAR

1989-90	Grand Valley State	Linebackers
1991	Grand Valley State	Defensive Coordinator/Linebackers
1992-94	Wayne State	Head Coach
1995-96	Central Florida	Linebackers/Special Teams Coord.
1997	Central Florida	Assistant Head Coach/Defensive Coordinator
1998-99	Central Michigan	Defensive Coordinator
2000	Western Illinois	Defensive Coordinator/Linebackers
2001-04	Georgia	Defensive Coordinator/Linebackers
2005	Jacksonville Jaguars	Linebackers
2006	Georgia Southern	Head Coach
2007	Atlanta Falcons	Linebackers
2008-11	Atlanta Falcons	Defensive Coordinator
2012	Auburn	Defensive Coordinator
2013	New York Jets	Linebackers
2014	Notre Dame	Defensive Coordinator/Inside Linebackers
2015-16	Notre Dame	Defensive Coordinator
2017-pres.	Oklahoma State	Defensive Analyst

POST-SEASON GAMES

1989	FCS Playoffs
1990	FCS Playoffs
1991	FCS Playoffs
2000	FCS Playoffs
2001	Music City Bowl
2002	Sugar Bowl
2003	Capital One Bowl
2004	Outback Bowl
2005	NFL Playoffs
2008	NFL Playoffs
2010	NFL Playoffs
2011	NFL Playoffs
2014	Music City Bowl
2015	Fiesta Bowl
2017	Camping World Bowl



FOOTBALL OPERATIONS AND RECRUITING STAFF



OKLAHOMA STATE
COWBOYS



MACK BUTLER

DIRECTOR OF FOOTBALL OPERATIONS
13TH YEAR AT OSU | 46TH OVERALL
CENTRAL OKLAHOMA, 1972

► Mack Butler returned to Stillwater from Louisiana State University in 2009. He had served as LSU's assistant athletic director for football administration from 2005-08, when he accompanied former Oklahoma State head coach Les Miles to Baton Rouge. From 2001 to 2004 he had served as OSU's director of football operations.

► In 2014, he was recognized as *FootballScoop's* Director of Football Operations of the Year.

► He has served as a district representative on the Director of Football Operations National Committee since 2007.

► Butler has been part of 21 bowl teams during his career in college football, including a BCS national champion squad in 2007 with LSU.

► From 1989 to 1999 Butler was an assistant coach at Tulsa before becoming the director of operations for the Golden Hurricane in 2000. Butler first arrived in Stillwater in 2001 to serve as the operations director for Oklahoma State.

► He began his career as a high school coach with stops at Stigler, McAlester and Wilburton before joining the staff at Northeastern Oklahoma A&M Junior College, where he served as the secondary coach and recruiting coordinator. While at NEO, he was part of the undefeated 1986 NJCAA national championship team.

► During his time in the Oklahoma high school coaching ranks, Butler served as head coach in the 1985 all-state game.

► A native of Fairfax, Okla., Butler is an experienced and highly respected administrator, and a member of the Oklahoma Football Coaches Association Hall of Fame. He is a 1972 graduate of the University of Central Oklahoma and earned a master's degree in administration from Southeastern Oklahoma State in 1986.

► Butler and his wife Jacque have four children.



DANIELLE CLARY
Coach Gundy Assistant



SHARLA CURTIS
Recruiting Assistant



OKLAHOMA STATE
COWBOYS



JOHNNY BARR

DIRECTOR OF RECRUITING
14TH YEAR AT OSU | 45TH OVERALL
OKLAHOMA, 1970

► Johnny Barr is in the ninth year of his third tenure in Stillwater after returning to the Cowboy staff in 2009. He serves as director of recruiting. Barr was co-defensive coordinator and linebackers coach under Bob Simmons at Oklahoma State in 1995 and 1996 and was the Cowboys' outside linebackers coach under Pat Jones from 1986-88.

► Barr returned to OSU after serving as coordinator of on-campus recruiting at Texas A&M from 2004-07.

► Barr is well-known in Big 12 circles. In addition to his first two stints at Oklahoma State and his time at Texas A&M, he also coached linebackers at Oklahoma from 1989-94 and at Kansas in 2001 before moving on to coach safeties at Texas Tech in 2003.

► His career path has also taken him to stops at Arizona State, where he coached linebackers from 1997-2000, Texas State, where he was defensive coordinator and secondary coach from 1983-85, and Lamar, where he coached the secondary from 1979-82.

► Barr entered the coaching profession as freshman receivers coach at Oklahoma in 1970 before moving on to become a varsity assistant coach at Lufkin (Texas) HS from 1971-72 and Clear Creek (Texas) HS from 1973-74. He was offensive coordinator at Navarro Junior College from 1975-78 before getting into the Division I coaching level at Lamar.

► Barr has been part of 21 bowl teams in his career.

► Barr was a three-year letterman at Atlanta High School in Texas and was an all-state quarterback and all-east Texas. He played college football at Oklahoma and set Bluebonnet Bowl records as a receiver for most receptions, most touchdown catches and most points scored in that bowl game.

► Barr graduated from the University of Oklahoma in 1970 with a degree in business education. He is married to the former Christi Groce. Barr has four children, twins Allie and Caroline Barr, and OSU grad Stephanie Rupe and Stacy Bruce.



OKLAHOMA STATE
COWBOYS



ROD JOHNSON

ASST. DIRECTOR OF FOOTBALL OPERATIONS
12TH YEAR AT OSU AND OVERALL
N.C. STATE, 2003

► Rod Johnson joined the Oklahoma State football staff in May of 2012 after spending the previous six years working in the OSU compliance and academics offices. He is involved in the daily functions of Cowboy football.

► Johnson was a defensive back at North Carolina State from 1998-2003.

► Johnson interned in the N.C. State compliance office during the 2003-04 school year before accepting a full-time job as assistant director of compliance in August of 2004. He held that post until coming to Oklahoma State in January of 2006.

► A native of La Marque, Texas, Johnson and his wife, Shanna, have two sons, Sky and Zayden.



OKLAHOMA STATE
COWBOYS



MIKE GROCE

ASST. DIRECTOR OF FOOTBALL RECRUITING
SIXTH YEAR AT OSU | 13TH OVERALL
SE OKLA. STATE, 2005

► Mike Groce serves as assistant director of football recruiting. He came to OSU after spending two seasons as director of football operations and on-campus recruiting coordinator at Texas State.

► Groce previously served Oklahoma State football as a volunteer recruiting assistant in 2010.

► He was a recruiting assistant at Texas A&M from 2005-07 before moving into operations from 2008-09.

► Groce went to Texas A&M after playing baseball at Southeastern Oklahoma State, where he was a pitcher.

► He graduated from Southeastern Oklahoma State in 2005 with a degree in health, physical education and recreation.

► Groce's father, Ike Groce, served as OSU's head women's tennis coach from 1979-85.



FOOTBALL SUPPORT STAFF



MORRIS BERGER
Quality Control



FORREST BUCKNER
Graphic Design



GARY CALCAGNO
Athlete Performance



CARSON CRAMER
Graduate Assistant



CHRIS DEAL
Digital Media



DR. MATT DUMIGAN
Team Orthopedic Surgeon



STEVE HAUSER
Graduate Assistant



CHARLES HEWITT
Sports Nutritionist



ANTHONY HIBBERT
Athlete Performance



DR. VAL GENE IVEN
Team Physician



NIKKI JONES
Academics



ZACH LACROSS
Athletic Trainer



LEN MAGBY
Equipment



MARILYN MIDDLEBROOK
Associate AD/Academics



SCOTT PARKER
Athletic Trainer



DR. MARK PASCALE
Team Orthopedic Surgeon



JON PICKLE
Quality Control



ZACK RAMSEY
Video



REMINGTON REBSTOCK
Graduate Assistant



CHAD ROBINSON
Staff Assistant



DREW SCHLOSSER
Graphic Design



ANDRE SEXTON
Graduate Assistant



KODY SMITH
Assistant Video Coordinator



MARK SMITH
Athlete Performance



JOHN STEMME
Director of Athletic Training



BENI TONGA
Player Development



JOEL TUDMAN
Athlete Performance



JUSTIN WILLIAMS
Equipment



WILL WRIGHT
Quality Control



The Cowboys

Oklahoma State was ranked in the Associated Press poll every week during the 2017 season.





PLAYER BIOS



OKLAHOMA STATE
COWBOYS



41 BRITTON ABBOTT

COWBOY BACK | 6-2 | 255 | R-JUNIOR
LIBERAL, KAN./LIBERAL

2016 First-Team Academic All-Big 12

2017 First-Team Academic All-Big 12

2017 CoSIDA Academic All-District

Career Highs

Receptions 1, twice, last vs. Kansas, 2017
Receiving Yards 26 at Pittsburgh, 2017
Long Reception 26 at Pittsburgh, 2017

A former walk-on who was put on scholarship prior to the start of the 2017 season.

2017 (Junior): A first-team Academic All-Big 12 selection for the second consecutive year and was nominated with a perfect 4.0 grade point average ... Also earned CoSIDA Academic All-District honors ... Started in nine games and played in all 12 ... Saw the field on both special teams and as a Cowboy Back on offense ... Recorded his first career reception against Pitt, hauling in a 26-yard pass that resulted in a first down during the game's final drive ... Tallied an 11-yard reception against Kansas ... Both of his receptions came on third down and resulted in a first down for the Cowboys.

2016 (Sophomore): A First-Team Academic All-Big 12 selection ... Played in every game with the exception of the Baylor game, seeing action on special teams and on offense ... Saw the bulk of his offensive action as a blocking fullback ... Made a tackle in the season opening win over Southeastern Louisiana.

2015 (Freshman): Saw action late against UTSA and Kansas, but did not record any statistics.

2014: Redshirt.

High School: Attended Liberal HS in Liberal, Kan., where he was coached by Cliff Abbott ... A Class 5A all-state honoree as a junior and again as a senior ... Honored as the Class 5A Kansas player of the year his senior year ... Played quarterback, and passed for 3,000 yards, rushed for 1,200 yards and was responsible for 49 touchdowns as a senior ... Member of the National Honor Society who maintained a 3.5 grade point average ... Also played basketball and track and field and competed in power lifting ... Participated with the Fellowship of Christian Athletes.

Personal: Britton Abbott was born Oct. 25, 1995, in Tulsa ... Son of former New York Giant Cliff Abbott, who played his college ball at Tulsa, and Shari Abbott ... Brothers Bo and Blake Abbott both played football at Tulsa ... Management and marketing major.

Abbott's 2017 Game-by-Game Receiving Stats


Date	Opponent	No.	Yds.	TD	Long
Aug. 31	Tulsa	0	0	0	0
Sept. 8	at South Alabama	0	0	0	0
Sept. 16	at Pittsburgh	1	26	0	26
Sept. 23	TCU	0	0	0	0
Sept. 30	at Texas Tech	0	0	0	0
Oct. 14	Baylor	0	0	0	0
Oct. 21	at Texas	0	0	0	0
Oct. 28	at West Virginia	0	0	0	0
Nov. 4	Oklahoma	0	0	0	0
Nov. 11	at Iowa State	0	0	0	0
Nov. 18	Kansas State	0	0	0	0
Nov. 25	Kansas	1	11	0	11

Abbott's Career Defensive Stats

Year	GP	UT-AT-TT	TFL	Sacks	INT	PBU	QBH	FF	FR	BK
2015	2	0-0-0	0	0	0	0	0	0	0	0
2016	12	1-0-1	0	0	0	0	0	0	0	0
2017	12	0-0-0	0	0	0	0	0	0	0	0
Career	26	1-0-1	0	0	0	0	0	0	0	0

Abbott's Career Receiving Stats

Year	G	Rec.	Yds.	Avg.	TD	Long	Avg./G
2015	2	0	0	0.0	0	0	0.0
2016	12	0	0	0.0	0	0	0.0
2017	12	2	37	26.0	0	26	2.2
Career	26	2	37	18.5	0	26	1.4



OKLAHOMA STATE
COWBOYS



9 GYASI AKEM

LINEBACKER | 6-2 | 239 | SENIOR
BROKEN ARROW, OKLA./BROKEN ARROW

Pronounced JAH-see ah-KEM


Career Highs

Tackles 6, twice, last vs. TCU, 2017
Sacks 0.5 vs. TCU, 2017
TFL 1.0, twice, last vs. Pittsburgh, 2016
Interceptions 1 vs. Baylor, 2017

A high-energy linebacker who has made the bulk of his contributions on special teams.

2017 (Senior): Played in every game, recording 21 tackles with 12 solo stops ... Mostly appeared on special teams, but was a key rotation player at linebacker as well ... Tied his career high with six total tackles against TCU ... Recorded a tackle in seven games and multiple tackles on six of those occasions ... Tallied a half-sack against TCU - the first of his career ... Intercepted a pass against Baylor and returned it 15 yards ... Credited with a quarterback hurry against Tulsa ... Graduated earlier this month with a political science degree and minors in philosophy and geography.

2016 (Junior): Played in every game, recording 21 tackles with 12 solo stops ... Played mostly on special teams but saw an increased role on defense as the season went on ... Forced a fumble in OSU's win at Kansas State ... Made



Gyasi Akem

at least one tackle in nine games and at least three tackles in four games ... Had a season-high six tackles in the Cowboys' win over Texas Tech ... Credited with a tackle for loss in OSU's win over Pitt and a half-tackle for loss in the season finale at OU.

2015 (Sophomore): Saw action in eight games and logged nine tackles, including a high of three while playing meaningful reps vs. UTSA ... Saw the bulk of his reps on special teams ... Logged a tackle for loss against Central Arkansas.

2014 (Freshman): Played in 10 games as a true freshman, primarily on special teams ... Saw action against every opponent except Texas, Baylor and Washington ... Recorded nine total tackles, all of which were solo stops ... Recorded a pair of tackles in the TCU and Missouri State games ... Also made a tackle in his first college game against Florida State.

High School: Coached by Steve Spavital at Broken Arrow ... Finished his senior season with 67 tackles, including 46 solo stops, 10 tackles for loss, one sack, an interception, two fumble recoveries and one fumble return for a touchdown ... As a junior he recorded 75 tackles, 44 solo stops, three sacks, an interception and a fumble recovery ... *The Oklahoman* first team all-state, *Tulsa World* honorable mention all-state, *Tulsa World* honorable mention all-metro, first team all-district 2-6A, *Scout* top 300 recruit ... Also competed in track, qualifying for the 2013 state meet ... Active in FCA, student council and All Sports Leadership Conference ... Held reported scholarship offers from Oklahoma, Clemson, Tennessee, Kansas State, TCU, Mississippi, Missouri, Baylor and Texas Tech, among others.

Personal: Gyasi Tabe Akem was born Nov. 9, 1995, in Tulsa, Okla. ... Son of Ina Jones and Isaac Akem ... Majoring in political science.

Akem's Career Stats

Year	GP	UT-AT-TT	TFL	Sacks	INT	PBU	QBH	FF	FR	BK
2014	10	9-0-9	0	0	0	0	0	0	0	0
2015	8	4-5-9	1.0	0	0	0	0	0	0	0
2016	13	12-10-22	1.5	0	0	0	0	1	0	0
2017	12	12-9-21	0.5	0.5	1	0	1	0	0	0
Career	43	37-24-61	3.0	0.5	1	0	1	1	0	0



PLAYER BIOS



OKLAHOMA STATE
COWBOYS



10 TYRELL ALEXANDER

WIDE RECEIVER | 6-1 | 180 | R-FRESHMAN
LANCASTER, TEXAS/LANCASTER

2017 First-Team Academic All-Big 12

Career Highs

Receptions	1, twice, last vs. Kansas, 2017
Receiving Yards	56 vs. Kansas, 2017
Long Reception	56 vs. Kansas, 2017

A promising receiver who saw his first on-field action this season.

2017 (Freshman): A first-team Academic All-Big 12 selection ... Featured in six games, including each of the season's first four contests ... Hauled in a 56-yard reception during the fourth quarter against Kansas ... His 12-yard catch against Baylor was the first of his career and resulted in a first down during the fourth quarter of the Cowboys' 59-16 win over the Bears.

2016: Redshirt.

High School: Played for coach Chris Gilbert at Lancaster High School ... A versatile player who saw time at multiple positions ... Tallied 592 offensive yards and scored seven touchdowns as a senior ... Totals from his junior season included 1,147 rushing yards and 10 touchdowns on 158 carries and 719 passing yards and seven touchdowns on 49-for-91 passing ... Named first team all-district as a utility player ... Also competed in track and field ... Involved with High School Heroes and the Society of Gentlemen.


Personal: Tyrell Alexander was born Nov. 16, 1997, in Morgan City, La. ... Son of Shacquin Alexander ... Psychology major.

Alexander's 2017 Game-by-Game Receiving Stats

Date	Opponent	No.	Yds.	TD	Long
Aug. 31	Tulsa	0	0	0	0
Sept. 8	at South Alabama	0	0	0	0
Sept. 16	at Pittsburgh	0	0	0	0
Sept. 23	TCU	0	0	0	0
Sept. 30	at Texas Tech		DNP		
Oct. 14	Baylor	1	12	0	12
Oct. 21	at Texas		DNP		
Oct. 28	at West Virginia		DNP		
Nov. 4	Oklahoma		DNP		
Nov. 11	at Iowa State		DNP		
Nov. 18	Kansas State		DNP		
Nov. 25	Kansas	1	56	0	56

Alexander's Career Receiving Stats

Year	G	Rec.	Yds.	Avg.	TD	Long	Avg./G
2017	6	2	68	34.0	0	56	11.3
Career	6	2	68	34.0	0	56	11.3



OKLAHOMA STATE
COWBOYS



49 MATT AMMENDOLA

KICKER | 5-9 | 195 | R-SOPHOMORE
LANSDALE, PA./NORTH PENN

2016 First-Team Academic All-Big 12
2017 First-Team Academic All-Big 12

Career Highs

Longest FG	53 twice, last at South Alabama 2017
Most FG Made	3, twice, last vs. Kansas, 2017

A walk-on who handled OSU's placekicking and kickoff duties in 2017 ... Has made two 53-yard field goals in his career, the first against Central Michigan in 2016 and the second at South Alabama this season.

2017 (Sophomore): A first-team Academic All-Big 12 selection for the second consecutive season ... Handled all of OSU's placekicking duties as well as a vast majority of the kickoffs ... Made 20 field goals - the fifth-highest single season total in OSU history - during his first full season as the Cowboys' placekicker ... Finished the regular season as the Big 12's leading scorer with 127 points (20 FG, 67 PAT) and tied for second in the conference with 20 made field goals ... Enters the bowl game having made eight consecutive field goals and 10 of his last 11 attempts ... His 127 points scored also ranks as the 10th-best single-season total for an OSU player ... Sent a career-high three field goals through the uprights at South Alabama, which included a career-long 53-yard attempt ... Earned Big 12 Special Teams Player of the Week honors after his performance at South Alabama ... Also tallied three made field goals against Kansas ... Made all 67 of his PAT attempts, which ranks as the fifth most by a kicker in a season in program history ... Recorded 34 touchbacks on 97 kickoffs and averaged 60.2 yards per kick.

2016 (Freshman): A first-team Academic All-Big 12 selection ... Handled the vast majority of OSU's kickoff duties, kicking off 88 times with 41 touchbacks and an average of 63.1 yards ... A large part of why OSU led the Big 12 and ranked 19th nationally in kickoff coverage at 18.3 yards per return ... His kickoffs also helped the Cowboys lead the nation in opponent starting field position ... Made a 53-yard field goal vs. Central Michigan in his only attempt of the season.

2015: Redshirt

High School: Coached by Dick Beck at North Penn High School ... Set a school record with a 56-yard field goal during his junior season ... Named first team all-district and first team East Pennsylvania ... Was 9-for-15 on field goal attempts as a senior and 7-for-11 as a junior ... His nine made field goals as a senior also set a school record ... Also played baseball and soccer ... Part of the National

Society of High School Scholars, ski and board club, Upper Dublin Soccer Buddies and Challenger Football

Personal: Matt Ammendola was born Dec. 11, 1996, in Philadelphia, Pa. ... Son of Sal and Jan Ammendola ... Studying health education and promotion with an option in exercise and health.

Ammendola's Career Kicking Stats

Year	FGM-FGA	Pct.	1-19	20-29	30-39	40-49	50+	Lg	Blk
2016	1-1	100.0	0-0	0-0	0-0	0-0	1-1	53	0
2017	20-26	76.9	1-2	8-9	6-7	5-7	1-1	53	0
Career	21-27	77.7	1-2	8-9	6-7	5-7	2-2	53	0



OKLAHOMA STATE
COWBOYS



3 MARCELL ATEMAN

RECEIVER | 6-4 | 220 | R-SENIOR
DALLAS, TEXAS/WYLLIE EAST

Pronounced EIGHT-man

2017 Second-Team All-Big 12 (Coaches)
2017 Second-Team Academic All-Big 12

Career Highs

Receptions	8 at Iowa State, 2015
Receiving Yards	132 at Iowa State, 2015
Long Reception	82 vs. TCU, 2015

A big-bodied receiver who developed into a mainstay of the offense in 2015 after he spent his first two seasons finding his way. Has emerged as one of the nation's best receivers after missing the 2016 season due to an injury sustained during summer workouts.

2017 (Senior): Earned second-team All-Big 12 recognition from the league's coaches ... A Second-Team Academic All-Big 12 selection as well ... Ranks second on the team with 54 receptions, 1,049 receiving yards and eight receiving touchdowns ... Played a vital role on the Cowboy offense in all 12 games and started nine times ... A key cog for the first offense in Big 12 history to have a 4,000-yard passer (Mason Rudolph), a 1,000-yard rusher (Justice Hill) and two 1,000-yard receivers (Ateman and James Washington) ... Formed the nation's most prolific pass-catching duo with James Washington, as their combined 6,705 career receiving yards at the end of the regular season is 661 yards better than second place (Washington and Jalen McCleskey - 6,044) and 1,340 yards more than the first non-OSU duo (Memphis' Anthony Miller and Phil Mayhue - 5,365) ... Finished the regular season ranked fourth in the Big 12 with 87.4 receiving yards per game ... Was the Cowboys' top target in crucial situations, such as third and fourth down ... Targeted 24 times on third down and recorded 14 catches, 12 of which went for first downs and four that resulted in touchdowns ... Ten of his 14 third-down receptions came in 3rd-and-long situations ... Also caught three of his team-high four targets on fourth down, securing two first downs and scoring one touchdown for the



PLAYER BIOS

Pokes ... Recorded a catch in every game, and hauled in at least four passes in every game except for the Cowboys' trip to West Virginia ... Surpassed the 100-yard mark six times, which included a four-game stretch during the heart of the season ... His nine career 100-yard performances ties him with Dez Bryant for the fifth most in team history ... One of five Cowboys to surpass 100 yards receiving in a single game, and one of four to do so multiple times ... Had a season-high 119 receiving yards against Baylor ... Recorded a season-long 69-yard touchdown catch on a 3rd and 11 that gave the Cowboys a 21-0 lead over Pittsburgh ... Hauled in a 30-yard touchdown with less than six minutes remaining in the fourth quarter at Iowa State to tie the game at 42-42 ... Also snagged a 38-yard touchdown against Baylor ... Had 19 receptions of at least 20 yards, 12 of which went for at least 30 yards and three that were at least 60 yards in length ... Ranks seventh in OSU history with 2,359 career receiving yards and fifth with a 16.73 yards-per-catch average ... Named to the Biletnikoff Award Watch List halfway through the season ... Graduated in December 2017 with a double degree in university studies (agriculture) and agricultural leadership.

2016: Redshirt.

2015 (Junior): Played in every game and started all but one ... Became one of the Cowboys' most explosive big-play threats, logging 33 catches of at least 10 yards and 11 catches of at least 20 yards, including OSU's longest play of the year on an 82-yard touchdown catch vs. TCU, which ranks as the seventh longest receiving play in school history ... OSU's third-leading receiver in both yards (766) and catches (45) ... Second on the team with five receiving touchdowns ... His five-catch, 70-yard performance against Ole Miss in the Sugar Bowl was the best among Cowboy receivers ... Logged career highs in catches (8) and receiving yards (132) at Iowa State ... Named OSU's offensive player of the game against Iowa State and against Central Michigan ... Made six catches for 101 yards vs. Kansas State, including a key grab on 4th and 8 to keep the Cowboy offense on the field for a game-winning field goal in OSU's 36-34 win.

2014 (Sophomore): Played in every game except the regular season finale at Oklahoma and started seven times ... Finished fifth on the team in receptions (20) and sixth in

receiving yards (268) ... His best day came against Texas Tech, when he set career highs with six catches for 130 yards ... His next-best performances came against UTSA the week before (four catches for 70 yards) and against Iowa State the week after (three catches for 33 yards) ... Caught at least one pass in eight regular season games.

2013 (Freshman): Played in every game as a freshman ... Finished fifth on the team in receptions (22) and receiving yards (276) ... Grabbed a career-high four catches both at UTSA and in the Cotton Bowl against Missouri ... Tallied more than 40 receiving yards in four games, including a career-best 53 in a win over Kansas ... His 51-yard catch against Baylor was the longest of his career and anchored a 99-yard touchdown drive to put the Cowboys up 7-0 in their upset of the No. 3 Bears ... Also tallied 46 yards against Lamar and 40 at UTSA.

High School: Coached by Joe Lepsis ... Made 84 catches for 1,584 yards and 27 touchdowns as a senior ... Participated in the 2012 Offense-Defense All-America Bowl ... A four-star recruit by both *Rivals.com* and *Scout.com* ... Ranked by *Scout.com* as the nation's No. 25 receiver ... A first-team all-area selection by the *Dallas Morning News* ... Made 67 catches for 1,047 yards with 10 touchdowns as a junior ... Made 32 catches for 479 yards and six touchdowns as a sophomore ... Also played basketball, where he earned all-district recognition ... Assisted with his school's Peer Assistance Leadership Program ... Carried scholarship offers from Arkansas, Michigan, Tennessee, Ole Miss, Missouri and Texas Tech, among numerous others.

Personal: Marcell Ligon Ateman was born Sept. 16, 1994, in Dallas ... Son of Ronald and Arlene Ateman ... Father played basketball at Western Illinois ... Majoring in university studies/agricultural sciences and natural resources.

Ateman's 2013 Game-by-Game Receiving Stats

Date	Opponent	No.	Yds.	TD	Long
Aug. 31	vs. Mississippi State	1	6	0	6
Sept. 7	at UTSA	4	40	0	22
Sept. 14	Lamar	3	46	0	29
Sept. 28	at West Virginia	1	6	0	6
Oct. 5	Kansas State	2	10	0	5
Oct. 19	TCU	0	0	0	0
Oct. 26	at Iowa State	0	0	0	0

Nov. 2	at Texas Tech	2	25	0	13
Nov. 9	Kansas	3	53	0	34
Nov. 16	at Texas	1	3	0	3
Nov. 23	Baylor	1	51	0	51
Dec. 7	Oklahoma	0	0	0	0
Jan. 3	vs. Missouri	4	36	0	23

Ateman's 2014 Game-by-Game Receiving Stats

Date	Opponent	No.	Yds.	TD	Long
Aug. 30	vs. Florida State	0	0	0	0
Sept. 6	Missouri State	1	4	0	4
Sept. 13	UTSA	4	70	0	43
Sept. 25	Texas Tech	6	130	0	41
Oct. 4	Iowa State	3	33	0	16
Oct. 11	at Kansas	1	7	0	7
Oct. 18	at TCU	2	-3	0	3
Oct. 25	West Virginia	0	0	0	0
Nov. 1	at Kansas State	2	17	0	9
Nov. 15	Texas	1	10	0	10
Nov. 22	at Baylor	0	0	0	0
Dec. 6	at Oklahoma		DNP		
Jan. 2	vs. Washington	0	0	0	0

Ateman's 2015 Game-by-Game Receiving Stats

Date	Opponent	No.	Yds.	TD	Long
Sept. 3	at Central Michigan	4	75	1	49
Sept. 12	Central Arkansas	4	46	0	21
Sept. 19	UTSA	1	13	1	13
Sept. 26	at Texas	4	69	0	29
Oct. 3	Kansas State	6	101	1	27
Oct. 10	at West Virginia	2	41	0	22
Oct. 24	Kansas	0	0	0	0
Oct. 31	at Texas Tech	3	31	0	13
Nov. 7	TCU	1	82	1	82
Nov. 14	at Iowa State	8	132	1	32
Nov. 21	Baylor	5	83	2	39
Nov. 28	Oklahoma	2	23	0	13
Jan. 1	vs. Ole Miss	5	70	0	27

Ateman's 2016 Game-by-Game Receiving Stats

Date	Opponent	No.	Yds.	TD	Long
Sept. 3	SE Louisiana		DNP		
Sept. 10	Central Michigan		DNP		
Sept. 17	Pittsburgh		DNP		
Sept. 24	at Baylor		DNP		
Oct. 1	Texas		DNP		
Oct. 8	Iowa State		DNP		
Oct. 22	at Kansas		DNP		
Oct. 29	West Virginia		DNP		
Nov. 5	at Kansas State		DNP		
Nov. 12	Texas Tech		DNP		
Nov. 19	at TCU		DNP		
Dec. 3	at Oklahoma		DNP		

Ateman's 2017 Game-by-Game Receiving Stats

Date	Opponent	No.	Yds.	TD	Long
Aug. 31	Tulsa	4	75	0	49
Sept. 8	at South Alabama	5	51	2	20
Sept. 16	at Pittsburgh	4	109	1	69
Sept. 23	TCU	6	100	0	29
Sept. 30	at Texas Tech	6	114	0	30
Oct. 14	Baylor	4	119	1	40
Oct. 21	at Texas	4	87	0	66
Oct. 28	at West Virginia	1	13	0	13
Nov. 4	Oklahoma	6	64	2	20
Nov. 11	at Iowa State	4	97	2	30
Nov. 18	Kansas State	6	113	0	63
Nov. 25	Kansas	4	107	0	54

Ateman's Career Receiving Stats

Year	G	Rec.	Yds.	Avg.	TD	Long	Avg./G
2013	13	22	276	12.5	0	51	21.2
2014	12	20	268	13.4	0	43	22.3
2015	13	45	766	17.0	5	82	58.9
2016				DNP			
2017	12	54	1049	19.4	8	69	87.4
Career	50	141	2359	16.7	13	82	47.2



Marcell Ateman



PLAYER BIOS



OKLAHOMA STATE
COWBOYS



90 TAAJ BAKARI

DEFENSIVE TACKLE | 6-1 | 305 | R-SOPHOMORE
MANSFIELD, TEXAS/LEGACY

Pronounced TAWJH buh-KAR-ee

Career Highs

Tackles	1, six times, last vs. Kansas State, 2017
Sacks	No career sacks
TFL	1.0, three times, last vs. Kansas State, 2017

A developing prospect on the defensive line that featured frequently in 2017.

2017 (Sophomore): Played in 10 games ... Recorded five total tackles, all of which were solo stops and three that went for a loss ... His tackles for loss came at South Alabama, at Texas Tech and vs. Kansas State ... Credited with a fumble recovery at West Virginia.

2016 (Freshman): Did not see any game action until he assisted on a tackle for loss late in the Cowboys' Alamo Bowl win over No. 10 Colorado.


2015: Redshirt.

High School: Played for coach Chris Melson at Mansfield Legacy ... Finished his final season with 65 total tackles, including 45 solo stops, five sacks, six tackles for loss and two forced fumbles ... As a junior, totaled 44 total tackles, 22 solo stops, nine tackles for loss, six sacks, and two forced fumbles ... A first team all-district selection and the outstanding defensive lineman of the year in both 2013 and 2014 ... Named defensive MVP and team MVP Mansfield Legacy ... Academic all-district selection ... Served on student council ... Named "Man of Tomorrow" at Mansfield Legacy ... Also recruited by Arkansas, Baylor, Colorado, North Texas, Northwestern, Oklahoma and TCU.

Personal: Taaj Bakari was born Aug. 29, 1997, in Irving, Texas ... Son of Tanya and Aalim Bakari ... Majoring in management information systems.

Bakari's Career Stats

Year	GP	UT-AT-TT	TFL	Sacks	INT	PBU	QBH	FF	FR	BK
2016	1	0-1-1	0.5	0	0	0	0	0	0	0
2017	10	5-0-5	3.0	0	0	0	0	0	0	1
Career	11	5-1-6	3.5	0	0	0	0	0	1	0



OKLAHOMA STATE
COWBOYS



14 BRYCE BALOUS

CORNERBACK | 5-11 | 185 | R-SOPHOMORE
MCKINNEY, TEXAS/NORTH

Last name rhymes with "malice"

Career Highs

Tackles	2 vs. Pittsburgh, 2017
Interceptions	No career interceptions
Pass Breakups	1 vs. Iowa State, 2016

One of the fastest players on the roster who earned his first significant playing time in 2017.

2017 (Sophomore): Played in nine games, primarily on special teams ... Recorded five tackles, all unassisted ... Tallied a career-high two tackles at Pittsburgh.

2016 (Freshman): Saw action against Southeastern Louisiana and Iowa State, recording a pass breakup.


2015: Redshirt.

High School: Played for coach Mike Fecci at McKinney North ... Finished his senior year with 163 total tackles and 120 solo stops ... Also had an interception, five forced fumbles, two fumbles recovered and four pass break ups ... Averaged 21.9 yards on punt returns with a touchdown on an 83-yarder ... Punted five times for a 43.2-yard average ... As a junior, totaled 110 tackles with 75 solo stops, one tackle for loss, one forced fumble, one fumble recovered and a 35.4-yard average on kickoff returns ... Named his team's defensive MVP as a senior, as well as first team all-district 10-5A, academic all-district ... An honorable mention for all-state honors ... Also competed in powerlifting and track and field ... Originally committed to Kansas State and also recruited by Arkansas State, Iowa, Nebraska, Nevada and Texas Tech.

Personal: Bryce Keyshon Balous was born March 8, 1997, in Ennis, Texas ... Son of Tori Balous and Juan Weatherston ... Undeclared major.

Balous's Career Stats

Year	GP	UT-AT-TT	TFL	Sacks	INT	PBU	QBH	FF	FR	BK
2016	2	0-0-0	0	0	0	1	0	0	0	0
2017	9	5-0-5	0	0	0	0	0	0	0	0
Career	11	5-0-5	0	0	0	1	0	0	0	0



OKLAHOMA STATE
COWBOYS



48 DAWSON BASSETT

COWBOY BACK | 6-4 | 245 | R-SENIOR
TUTTLE, OKLA./TUTTLE

Career Highs

Tackles	1, twice, last vs. UTSA, 2015
Sacks	No career sacks
Tackles for Loss	No career tackles for loss
Fumble Recoveries	1 vs. UTSA, 2015

A special teams and scout team contributor throughout his career in Stillwater ... Brother, Cooper, was a former OSU football captain.

2017 (Senior): Sat out due to injury ... Graduated in December 2017 with a degree in university studies/education.

2016 (Junior): Saw action in the final seven games of the season, primarily on special teams.

2015 (Sophomore): Played in eight games and recorded a tackle and a fumble recovery against UTSA.

2014 (Freshman): Played in every game except the Texas and Washington games ... Played on special teams ... Recorded an assisted tackle against Missouri State and a solo stop against Texas Tech.

2013: Redshirt.

High School: Coached by Phil Koons ... Played both linebacker and tight end ... First-team all-state honoree at linebacker by the Oklahoma Coaches Association ... Recorded 106 tackles, three interceptions and four sacks, along with 780 receiving yards and 11 touchdowns on just 32 catches ... Honorable mention all-state and little all-city first-team selection by *The Oklahoman* ... First-team all-district ... Class 3A-1 defensive player of the year ... Also played baseball, basketball and track and field ... Four-year member of the National Honor Society and the Oklahoma Honor Society ... Participated in the Fellowship of Christian Athletes and served as a mentor for seventh-grade football ... Was a teacher and leader at vacation bible school.


Personal: Dawson Avery Bassett was born May 11, 1994, in Oklahoma City ... Son of John and Vicki Bassett ... Majoring in university studies/education.

Bassett's Career Stats

Year	GP	UT-AT-TT	TFL	Sacks	INT	PBU	QBH	FF	FR	BK
2014	11	1-1-2	0	0	0	0	0	0	0	0
2015	8	1-0-1	0	0	0	0	0	0	1	0
2016	8	0-0-0	0	0	0	0	0	0	0	0
2017										
				Did not play						
Career	27	2-1-3	0	0	0	0	0	0	1	0



PLAYER BIOS



OKLAHOMA STATE
COWBOYS



94 JORDAN BRAILFORD

DEFENSIVE END | 6-3 | 250 | R-SOPHOMORE
TULSA, OKLA./BOOKER T. WASHINGTON

2017 Second-Team All-Big 12 (Coaches)

Career Highs

Tackles	7 vs. Baylor, 2017
Sacks	1.5 at Texas, 2017
TFL	3.0 vs. Oklahoma, 2017

A important player on the Cowboy defense who has made an impact when healthy.

2017 (Sophomore): A second-team All-Big 12 honoree by the coaches ... Played in every game, including eight consecutive starts to end the season ... Recorded 51 tackles with 30 solo stops ... Finished second among the Cowboys with 10 tackles for loss, including a career-high three against Oklahoma ... Knocked opposing offenses back 54 total yards on his tackles for loss ... One of seven Cowboys to force a fumble ... Tallied a career-high 4.5 sacks ... Credited with 1.5 sacks in Oklahoma State's win at Texas ... Hurried opposing quarterbacks three times ... Recorded his first career interception at Texas Tech ... Logged multiple tackles in every game and totaled at least five tackles on six occasions ... Recorded a career-high seven tackles vs. Baylor ... Credited with a forced fumble at West Virginia ... Named OSU's Defensive Player of the Game after the Cowboys' week three win at Pittsburgh.



2016 (Hardship): Injury kept him out of action.

2015 (Freshman): Played in 10 games, picking up more of a role as the season went on ... Finished with 23 tackles, including 18 solo stops ... Had 3.5 tackles for loss, including one against Ole Miss in the Sugar Bowl ... Second on the team with three quarterback hurries, trailing only All-American Emmanuel Ogbah ... Sacked Heisman hopeful Trevone Boykin in the fourth quarter of OSU's 49-29 win over the then-unbeaten TCU ... Saw his first significant action vs. Texas Tech, logging five tackles and a quarterback hurry ... Logged a season-best five-tackles at Texas Tech when starter Jimmy Bean was lost to an injury.


2014: Redshirt.

High School: Coached by Marvin Dantzler at Booker T. Washington ... Finished his senior year with 105 tackles and nine sacks ... Logged 98 tackles, 11 sacks, two fumble recoveries and one fumble return for a score as a junior ... Senior honors included participant in the Semper Fidelis All-American Game, first team all-state honors from *The Oklahoman* and the *Tulsa World* ... *Tulsa World* second team all-state and *The Oklahoman* honorable mention all-state team selection as a junior ... Held offers from Baylor, Texas Tech, Kansas State and Washington State, among others.

Personal: Jordan L. Brailford was born Oct. 9, 1995, in Tulsa, Okla. ... Son of Robin Daniels and Nathaniel Brailford, Jr. ... Management major.

Brailford's Career Stats

Year	GP	UT-AT-TT	TFL	Sacks	INT	PBU	QBH	FF	FR	BK
2015	10	18-5-23	3.5	1.0	0	0	3	0	0	0
2016										
2017	12	30-21-51	10.0	4.5	1	0	3	1	0	0
Career	22	48-26-74	13.5	5.5	1	0	6	1	0	0



OKLAHOMA STATE
COWBOYS



6 KEENEN BROWN

COWBOY BACK | 6-3 | 250 | R-JUNIOR
HOUSTON, TEXAS/ALIEF TAYLOR

2016 Second-Team Academic All-Big 12

Career Highs

Receptions	2, twice, last vs. Oklahoma, 2017
Receiving Yards	40 at Texas Tech, 2017
Long Reception	38 vs. Texas, 2016

Saw increased playing time after moving from wide receiver to Cowboy Back in the spring of 2016.

2017 (Junior): Played in the season's final 10 games, which included starts against Baylor and Texas ... Caught four passes, including a 37-yard reception, during the

Cowboys' 41-34 victory at Texas Tech ... Had a 15-yarder against Oklahoma.

2016 (Sophomore): A Second-Team Academic All-Big 12 selection ... Played in eight games, starting in OSU's win over Texas ... Caught two passes, including an important 38-yard pass against the Longhorns and a nine-yard grab in the season-opening win over Southeastern Louisiana.

2015 (Freshman): Did not see any game action as he dealt with injury ... Saw practice reps on the scout team.

2014: Redshirt.

High School: Coached by J.D. Jordan at Alief Taylor High School ... Led Alief Taylor to an 8-4 record his senior year, catching 55 passes for 940 yards and nine touchdowns ... Had 45 catches for 729 yards and nine touchdowns as a junior ... Had 35 grabs for 420 yards and seven scores as a sophomore ... Also played forward on his high school basketball team ... First team all-district 18-5A as a junior and senior ... A top 30 recruit in Texas according to the *Waco Tribune-Herald* ... Top 30 wide receiver and *Texas High School Football* all-elite team Class 5A Region 2 as a senior ... Held offers from Oklahoma, Oregon, Florida, LSU, Wisconsin, Arkansas and Michigan State, among others.

Personal: Keenen Brown was born Dec. 22, 1995, in Baton Rouge, La. ... Son of Kendra Rodgers and Kenneth Brown ... Sociology major.

Brown's 2016 Game-by-Game Receiving Stats

Date	Opponent	No.	Yds.	TD	Long
Sept. 3	SE Louisiana	1	9	0	9
Sept. 10	Central Michigan		DNP		
Sept. 17	Pittsburgh		DNP		
Sept. 24	at Baylor	0	0	0	0
Oct. 1	Texas	1	38	0	38
Oct. 8	Iowa State	0	0	0	0
Oct. 22	at Kansas	0	0	0	0
Oct. 29	West Virginia		DNP		
Nov. 5	at Kansas State	0	0	0	0
Nov. 12	Texas Tech		DNP		
Nov. 19	at TCU		DNP		
Dec. 3	at Oklahoma	0	0	0	0

Brown's 2017 Game-by-Game Receiving Stats


Date	Opponent	No.	Yds.	TD	Long
Aug. 31	Tulsa		DNP		
Sept. 8	at South Alabama		DNP		
Sept. 16	at Pittsburgh	0	0	0	0
Sept. 23	TCU	0	0	0	0
Sept. 30	at Texas Tech	2	40	0	37
Oct. 14	Baylor	0	0	0	0
Oct. 21	at Texas	0	0	0	0
Oct. 28	at West Virginia	0	0	0	0
Nov. 4	Oklahoma	2	16	0	15
Nov. 11	at Iowa State	0	0	0	0
Nov. 18	Kansas State	0	0	0	0
Nov. 25	Kansas	0	0	0	0

Brown's Career Receiving Stats

Year	G	Rec.	Yds.	Avg.	TD	Long	Avg./G
2016	8	2	47	23.5	0	38	6.7
2017	10	4	46	11.5	0	37	4.6
Career	18	6	93	15.5	0	38	5.2



PLAYER BIOS



OKLAHOMA STATE
COWBOYS



24 LD BROWN

RUNNING BACK | 5-9 | 193 | R-FRESHMAN
DALLAS, TEXAS/DESOTO

Career Highs

Rushes	10 at South Alabama, 9/8/17
Rushing Yards	92 vs. Tulsa, 8/31/17
Long Rush	73 vs. Tulsa, 8/31/17

Saw significant action as a freshman, both on special teams and in the running back rotation.

2017 (Freshman): Appeared in 10 games, including each of the last seven regular-season contests ... OSU's third-leading rusher with 211 yards on the ground ... Rushed for 92 yards on five carries and scored his first career touchdown against Tulsa ... Had a career-long 73-yard rush against Tulsa ... Carried the ball 10 times for 38 yards at South Alabama ... Took over primary kickoff return duties at Iowa State, where he returned three kickoffs for 74 total yards ... Had a career-long 29-yard kick return at Pittsburgh ... Saw significant action behind Justice Hill against Kansas, as he recorded eight carries for 48 yards and also hauled in his first career reception in that contest.

2016: Redshirt.

High School: Played for coach Todd Peterman at DeSoto ... Carried the ball 106 times as a senior, finishing with 801 rushing yards and 13 total touchdowns in only nine games played ... Added 168 yards on 10 receptions ... An honorary all-academic selection with all A's and B's ... Also competed in track and field ... Community service included assisting veterans.

Personal: LaDarren Lynn Brown was born Oct. 18, 1997, in Dallas, Texas ... Son of Mario and Latasha Brown ... Undeclared major.

Brown's 2017 Game-by-Game Rushing Stats

Date	Opponent	No.	Gain	Loss	Net	TD	Long	Avg.
Aug. 31	Tulsa	5	95	3	92	1	73	18.4
Sept. 8	at South Alabama	10	38	0	38	0	13	3.8
Sept. 16	at Pittsburgh	4	12	4	8	0	6	2.0
Sept. 23	TCU				DNP			
Sept. 30	at Texas Tech				DNP			
Oct. 14	Baylor	2	19	0	19	0	12	9.5
Oct. 21	at Texas	0	0	0	0	0	0	0
Oct. 28	at West Virginia	4	11	5	6	0	5	1.5
Nov. 4	Oklahoma	0	0	0	0	0	0	0
Nov. 11	at Iowa State	0	0	0	0	0	0	0
Nov. 18	Kansas State	0	0	0	0	0	0	0
Nov. 25	Kansas	8	49	1	48	0	29	6.0

Brown's 2017 Game-by-Game Receiving Stats

Date	Opponent	No.	Yds.	TD	Long
Aug. 31	Tulsa	0	0	0	0
Sept. 8	at South Alabama	0	0	0	0
Sept. 16	at Pittsburgh	0	0	0	0


Sept. 23	TCU				DNP			
Sept. 30	at Texas Tech				DNP			
Oct. 14	Baylor	0	0	0	0	0	0	0
Oct. 21	at Texas	0	0	0	0	0	0	0
Oct. 28	at West Virginia	0	0	0	0	0	0	0
Nov. 4	Oklahoma	0	0	0	0	0	0	0
Nov. 11	at Iowa State	0	0	0	0	0	0	0
Nov. 18	Kansas State	0	0	0	0	0	0	0
Nov. 25	Kansas	1	-2	0	-2	0	-2	-2

Brown's Career Receiving Stats

Year	G	Rec.	Yds.	Avg.	TD	Long	Avg./G
2017	10	1	.2	-2.0	0	-2.0	-0.2
Career	10	1	.2	-2.0	0	-2.0	-0.2

Brown's Career Rushing Stats

Year	G	Att.	Gain	Loss	Net	Avg.	TD	Long	Avg./G
2017	10	33	224	13	211	6.4	3	73	21.1
Career	10	33	224	13	211	6.4	3	73	21.1



OKLAHOMA STATE
COWBOYS



1 CALVIN BUNDAGE

LINEBACKER | 6-2 | 205 | SOPHOMORE
EDMOND, OKLA./SANTA FE

Career Highs

Tackles	9 vs. Kansas State, 2017
TFL	2.5 vs. Kansas State, 2017
Sacks	2.0 vs. Oklahoma, 2017

An explosive talent on defense who has given ample reason for optimism as his career progresses.

2017 (Sophomore): Played in every game and earned eight starts as a sophomore ... Totaled 46 tackles, including 32 solo stops ... Recorded five tackles for loss and 2.5 sacks ... Two of his sacks came at the expense of Oklahoma quarterback Baker Mayfield during the second half of the Bedlam game ... Tallied at least one tackle in every game and had 10 multi-tackle games ... His production increased as the year went on, as he averaged two tackles per game through the first half of the season and 5.7 tackles per game during second half of the year ... Had a career-high nine tackles against Kansas State ... Logged a career-best 2.5 tackles for loss against Kansas State ... Hurried opposing quarterbacks on three occasions ... Credited with a pass breakup at West Virginia.

2016 (Freshman): Played in 11 games as a true freshman, earning more and more important reps as the season went on ... Totaled 13 tackles, the most of any true freshman on the roster ... Had a season-high four tackles and a tackle for loss in OSU's win over TCU.

High School: Played for defensive coordinator Chris Rose and head coach Kyle White at Santa Fe ... Totaled 90 tackles in 12 games as a senior, including 65 solo stops and two sacks ... Junior stats included 81 tackles with 57 solo stops and a sack in only nine games played.


Personal: Calvin Bundage was born April 8, 1998, in Oklahoma City ... Son of Clyde and LaDonna Bundage ... Brother, Cayman, played football at Arizona ... Also has a sister, Alise ... Undeclared major.

Bundage's Career Stats

Year	GP	UT-AT-TT	TFL	Sacks	INT	PBU	QBH	FF	FR	BK
2016	11	11-2-13	1.0	0	0	0	0	0	0	0
2017	12	32-14-46	5.0	2.5	0	1	3	0	0	0
Career	23	43-16-59	6.0	2.5	0	1	3	0	0	0



OSU PLAYER BIOS



OKLAHOMA STATE
COWBOYS



99 TREY CARTER

DEFENSIVE TACKLE | 6-3 | 295 | R-JUNIOR
DALLAS, TEXAS/L.G. PINKSTON

Career Highs

Tackles	4 vs. Oklahoma, 2017
TFL	1.5 vs. Colorado, 2016
Sacks	1.0, three times, last at Iowa State, 2017

A converted defensive end who moved inside and made an impact in his new role.

2017 (Junior): Appeared in every game, starting against Kansas State and Kansas ... Finished with 21 tackles, including 16 solo stops ... Recorded a tackle in 10 games, and tallied multiple tackles on six occasions ... Racked up 4.5 tackles for loss and 2.5 sacks ... Forced two fumbles, one against Tulsa and one at Texas ... Also recovered a fumble against Kansas State ... Credited with four quarterback hurries.

2016 (Sophomore): Played in 11 games for the Cowboys ... Had four tackles on the year ... Best performance came as part of OSU's win over No. 10 Colorado in the Alamo Bowl, when he notched a sack and 1.5 tackles for loss ... Had a tackle in the season opener vs. Southeastern Louisiana and one against Baylor ... Saw most of his playing time on special teams.

2015 (Freshman): Played in one game vs. UTSA and recorded one tackle.


2014: Redshirt

High School: Coached by Gerald Jones at L.G. Pinkston ... Finished his senior year with 89 tackles, including 53 solo stops, 30 tackles for loss and 15 sacks ... Had 45 tackles and five sacks as a junior at Green Oaks Magnet High School in Shreveport, La. ... A four-star recruit by *Scout.com* and the No. 33 defensive end nationally ... Held offers from Oklahoma, Arkansas, Arizona State, Miami (Fla.), Tennessee, TCU and Mississippi State, among others ... First team All-District 11-4A and *Waco Tribune-Herald* Top 50 Texas Recruit as a senior.

Personal: Trey Carter was born August 2, 1995 ... Son of Vera and Nate Davis ... Undeclared major.

Carter's Career Stats

Year	GP	UT-AT-TT	TFL	Sacks	INT	PBU	QBH	FF	FR	BK
2015	1	1-0-1	0	0	0	0	0	0	0	0
2016	11	2-2-4	1.5	1.0	0	0	0	0	0	0
2017	12	16-5-21	4.5	2.5	0	0	4	2	1	0
Career	24	19-7-26	6.0	3.0	0	0	4	2	1	0



OKLAHOMA STATE
COWBOYS



78 AARON COCHRAN

OFFENSIVE LINE | 6-8 | 350 | R-SENIOR
ATWATER, CA/BUHACH COLONY/CALIFORNIA

A graduate transfer from California who started every game at left tackle during his only season in Stillwater.

2017 (Senior): Started every game at left tackle ... Helped OSU's offense close the regular season by ranking among the top five nationally in several categories, including scoring offense (No. 3 - 46.2 PPG), passing yards per game (No. 1 - 392.3) and total offense (No. 2 - 575.7) ... Helped pave the way for Oklahoma State to become the first offense in Big 12 history with a 4,000-yard passer (Mason Rudolph), a 1,000-yard rusher (Justice Hill) and two 1,000-yard receivers (James Washington and Marcell Ateman) ... Contributed to OSU setting a school record with 747 yards of total offense against Baylor.

2016 (Junior at Cal): Played in 11 games with a career-high 10 starts ... Helped Cal's offense rank among the top 25 nationally in eight categories including fewest tackles for loss allowed and fewest sacks allowed ... Cal led the Pac-12 in total offense and fourth-down conversion percentage ... Helped protect quarterback Davis Webb, who started all 12 games in his lone season at Cal in 2016 and completed 382-of-620 passes (61.6%) for 4,295 yards with 37 passing touchdowns and 12 interceptions for a 135.63 passing efficiency rating while ranking among the nation's leaders in nearly every passing category including passing attempts (No. 2), completions (No. 3), points responsible for per game (21.7, No. 3), total offense (348.8, No. 4), passing yards (No. 5), total plays (No. 6, 653), points responsible for (260, No. 7).

2015 (Sophomore at Cal): Played in a career-high 12 games with six starts ... Helped Cal's offense set numerous records including single-season school marks in passing yardage (4,892), passing yards per game (376.3 ypg), passing touchdowns (44), total offense (6,879), total yards per game (529.2 ypg), total touchdowns (63), scoring offense (37.9 ppg, modern-era school record), first downs (341) and first downs passing (201) ... Helped the offense rank third nationally in passing offense, eighth in total offense, 14th in third down conversion percentage (46.9%) and 17th in scoring offense, with all of the numbers second in the Pac-12 ... Helped Jared Goff break a pair of Pac-12 single-season records in his final campaign when he passed for 4,719 yards and 43 touchdowns while becoming the first Cal quarterback to earn first-team All-Pac-12 honors since Aaron Rodgers in 2004.

2014 (Freshman at Cal): Played in five games off the bench and on special teams, seeing his first collegiate action vs. Sacramento State and also getting on the field vs. UCLA, at Oregon State, at USC and vs. Stanford.

2013 (at Cal): Redshirt.

High School: Earned All-American honors from *MaxPreps* and played in the Semper Fidelis All-American Bowl as a 2012 senior ... Earned first-team All-State (*Cal-Hi Sports*), second-team Division I All-State (*MaxPreps*), All-NorCal (*MaxPreps*), first-team All-Sac-Joaquin Section (*MaxPreps*), All-District (*Modesto Bee*), All-Area (*Merced Sun-Star*) and All-Central California Conference (*MaxPreps*) recognition, as well as being named the CCC Offensive Lineman of the Year ... Earned first-team All-Sac-Joaquin Section (*MaxPreps*) and All-CCC (*MaxPreps*) honors as a 2011 junior ... Helped lead Buhach Colony to a 34-5 overall record and 15-0 CCC mark during his final three seasons ... Each of his four prep teams averaged at least 39.1 points, 385.0 yards of total offense and 300.0 yards of rushing ... Also played basketball and was a second-team all-conference player as a sophomore in 2010-11 ... A member of six CCC All-Academic teams, picking up the honor in both football and basketball during his sophomore, junior and senior seasons ... President of his school's Fellowship of Christian Athletes ... Associated student body vice president during his senior year ... A four-star recruit according to *ESPN*, while he received three stars each from *247Sports*, *Rivals* and *Scout* ... Listed as the No. 20 offensive tackle in the nation by *ESPN*, while other position rankings came from *247Sports Composite* (No. 39) and *Rivals* (No. 45) ... Among the top players overall in California by *ESPN* (No. 37), *247Sports Composite* (No. 57) and *Rivals* (No. 67).

Personal: Aaron Alexander Cochran was born June 15, 1995 ... Son of Roderick and Nicole Cochran ... Older brother, Matt Cochran, spent three seasons as a Cal offensive lineman from 2012-14 ... Cousin, DeMeco Ryans, was an All-America linebacker at Alabama and two-time NFL Pro Bowler ... Cousin, Bryan Campbell, played collegiate football at Colorado ... Cousin, Darren Lake, played at Alabama and is now with the San Francisco 49ers.



OKLAHOMA STATE
COWBOYS



35 CHANCE COOK

SAFETY | 6-0 | 190 | SOPHOMORE
CANADIAN, TEXAS/CANADIAN

2017 First-Team Academic All-Big 12

Career Highs

Tackles	2, twice, last vs. Kansas, 2017
TFL	1.0 vs. Southeastern Louisiana, 2016
Pass Break Ups	No career pass break ups

A walk-on safety who saw increased action as a sophomore and was particularly effective on special teams ... Captained the Cowboys twice in 2017.



PLAYER BIOS

2017 (Sophomore): A first-team Academic All-Big 12 selection ... Appeared in every game and started in the secondary against Kansas State ... Served as a game captain against South Alabama and Kansas State ... Recorded eight tackles, seven of which were solo stops ... His seven tackles on kickoffs were good for second on the team.

2016 (Freshman): Played in 12 games for the Cowboys ... Recorded four total tackles, including a career-high two at Iowa State ... Had one tackle for loss against Southeastern Louisiana ... Was a leader of Oklahoma State's kickoff coverage unit and his work factored into OSU leading the Big 12 and ranking 19th nationally in kickoff coverage at 18.3 yards per return ... He helped the Cowboys lead the nation in opponent starting field position.

High School: Played for coach Chris Keotting at Canadian High School ... An all-district selection all four years of his high school football career ... Named all-state as a junior and senior and district MVP as a senior ... Part of two state championship teams ... Played a big role playing both ways as a senior, totaling 223 carries for 2,122 yards and 32 touchdowns on 9.5 yards per carry, completing two pass attempts for 98 yards and two touchdowns, making 86 total tackles with three interceptions and two PAT blocks on defense and returning three kickoffs, 19 punts and three interceptions for a total of 584 yards and two touchdowns ... Also competed for the track and field team, winning a state championship as part of the 4x400-meter relay team with a split of 48.5 seconds and finishing as state runner-up in the 300-meter intermediate hurdles ... Named to the academic all-district team all four years ... Also an active FFA member and part of the FFA Judging Team.

Personal: Chance Alexander Cook was born April 3, 1997, in San Angelo, Texas ... Son of Ron Cook, Adrienne and Johnny Beltran ... Father, Ron, ran track at the University of New Mexico, competing in the 400-meter hurdles ... Range Land and Ecology major.

Cook's Career Stats

Year	GP	UT-AT-TT	TFL	Sacks	INT	PBU	QBH	FF	FR	BK
2016	12	1-3-4	1.0	0	0	0	0	0	0	0
2017	12	7-1-8	0.0	0	0	0	0	0	0	0
Career	24	8-4-12	1.0	0	0	0	0	0	0	0



OKLAHOMA STATE
COWBOYS



14 TAYLOR CORNELIUS
QUARTERBACK | 6-6 | 225 | R-JUNIOR
BUSHLAND, TEXAS/BUSHLAND

2017 Second-Team Academic All-Big 12

Career Highs

Completions	6 vs. Southeastern Louisiana, 9/3/2016
Attempts	8 vs. Southeastern Louisiana, 9/3/2016
Yards	75 at Pittsburgh, 9/16/17
Passing TD	No career passing touchdowns
Long Pass	39 at Pittsburgh, 9/16/17

Served as Mason Rudolph's primary backup in 2016 and 2017 and saw some late-game action both seasons.

2017 (Junior): Backed up Mason Rudolph throughout the year, playing late against Tulsa, Pittsburgh, Baylor and Kansas ... Completed six of his 10 pass attempts for 148 yards with no interceptions ... Threw for a career high 75 yards at Pittsburgh, a performance that was highlighted by a 39-yard pass to Tylan Wallace ... Connected with Tyrell Alexander in the fourth quarter against Kansas for a career-long 56-yard gain ... Rushed for 66 yards on three carries in the Cowboys' Homecoming win over Baylor and scored on a 40-yard zone read play midway through the fourth quarter of that contest.

2016 (Sophomore): Served as Mason Rudolph's backup throughout the year, playing late against Southeastern Louisiana and Kansas ... Completed seven of his nine pass attempts for 64 yards with no interceptions ... Was 6-for-8 for 54 yards against SLU and 1-for-1 for 10 yards against KU ... Also carried the ball six times against SLU, finishing with 28 yards and a touchdown, although one carry was a sack for a four-yard loss ... Directed the Cowboys' longest scoring drive of the season in terms of time elapsed vs. SLU, capping a 15-play, 90-yard drive over 8:58 with a five-yard touchdown run.

2015 (Freshman): Played late vs. UTSA and Kansas ... Threw the ball five times versus the Jayhawks, completing two passes for eight yards ... Outside of being sacked twice for 16 yards, he carried the ball twice for 21 yards, with both of those positive carries coming against the Jayhawks.

2014: Redshirt

High School: Attended Bushland HS in Bushland, Texas, where he was coached by Steven Flowers ... *Amarillo Globe News* athlete of the year his senior year ... Class 2A third-team all-state by the Texas Sportswriters Association his senior year after earning honorable mention as a junior ... District 1-2A MVP as a senior after earning co-offensive MVP accolades his junior year ... Completed 283-of-437 passes for 3,815 yards and 46 touchdowns his senior year ... Was 270-of-503 for 3,219 yards and 23 touchdowns as a junior and 167-of-325 for 2,140 yards with 19 touchdowns as a sophomore ... Also excelled in basketball, baseball and track and field ... In basketball, he was a Class 2A all-state honoree his senior year and a member of the *Amarillo Globe News* super team ... As a second baseman in baseball, he was the district MVP as a junior and again as a senior to go with third-team all-state honors by the Texas Sportswriters Association his senior year ... In track and field, he won a district title in the high jump and was the Class 2A area champion in the same event his senior year ... Member of the National Honor Society and academic all-state honoree in football, basketball, baseball and track and field ... A superintendent scholar and distinguished program graduate ... Member and officer with the student council ... Also participated with the Fellowship of Christian Athletes and UIL Theatre.

Personal: Taylor Cornelius was born Sept. 16, 1995, in Amarillo, Texas ... Son of Phyllis and Warren Cornelius ... Comes from a remarkably athletic family that includes 1996 Olympic gold medal-winning swimmer Josh Davis (his cousin), NFL defensive end Brandon Green, another cousin who was drafted by the Jacksonville Jaguars and played with the St. Louis Rams and Seattle Seahawks, and Casey Bookout, another cousin who was a standout baseball player at Oklahoma ... Management major.

Cornelius' 2015 Game-by-Game Passing Stats

Date	Opponent	Cmp.	Att.	Int.	Yds.	TD	Long	Sack
Sept. 3	at Central Michigan							DNP
Sept. 12	Central Arkansas							DNP
Sept. 19	UTSA	0	0	0	0	0	0	1
Sept. 26	at Texas							DNP
Oct. 3	Kansas State							DNP
Oct. 10	at West Virginia							DNP
Oct. 24	Kansas	2	5	0	8	0	5	1
Oct. 31	at Texas Tech							DNP
Nov. 7	TCU							DNP
Nov. 14	at Iowa State							DNP
Nov. 21	Baylor							DNP
Nov. 28	Oklahoma							DNP
Jan. 1	vs. Ole Miss							DNP

Cornelius' 2016 Game-by-Game Passing Stats

Date	Opponent	Cmp.	Att.	Int.	Yds.	TD	Long	Sack
Sept. 3	SE Louisiana	6	8	0	54	0	17	1
Sept. 10	Central Michigan							DNP
Sept. 17	Pittsburgh							DNP
Sept. 24	at Baylor							DNP
Oct. 1	Texas							DNP
Oct. 8	Iowa State							DNP
Oct. 22	at Kansas	1	1	0	10	0	10	0
Oct. 29	West Virginia							DNP
Nov. 5	at Kansas State							DNP
Nov. 12	Texas Tech							DNP
Nov. 19	at TCU							DNP
Dec. 3	at Oklahoma							DNP
Dec. 29	vs. Colorado							DNP

Cornelius' 2017 Game-by-Game Passing Stats

Date	Opponent	Cmp.	Att.	Int.	Yds.	TD	Long	Sack
Aug. 31	Tulsa	1	2	0	5	0	5	1
Sept. 8	at South Alabama							DNP
Sept. 16	at Pittsburgh	3	5	0	75	0	39	0
Sept. 23	TCU							DNP
Sept. 30	at Texas Tech							DNP
Oct. 14	Baylor	1	2	0	12	0	12	0
Oct. 21	at Texas							DNP
Oct. 28	at West Virginia							DNP
Nov. 4	Oklahoma							DNP
Nov. 11	at Iowa State							DNP
Nov. 18	Kansas State							DNP
Nov. 25	Kansas	1	1	0	56	0	56	0

Cornelius' 2017 Game-by-Game Rushing Stats

Date	Opponent	No.	Gain	Loss	Net	Yds.	TD	Long	Avg.
Aug. 31	Tulsa	1	0	8	-8	0	0	-8.0	
Sept. 8	at South Alabama								DNP
Sept. 16	at Pittsburgh	0	0	0	0	0	0	0.0	
Sept. 23	TCU								DNP
Sept. 30	at Texas Tech								DNP
Oct. 14	Baylor	3	66	0	66	1	40	22.0	
Oct. 21	at Texas								DNP
Oct. 28	at West Virginia								DNP
Nov. 4	Oklahoma								DNP
Nov. 11	at Iowa State								DNP
Nov. 18	Kansas State								DNP
Nov. 25	Kansas	3	20	3	17	0	1	5.7	

Cornelius' Career Passing Stats


Year	G	Effic	Cmp-Att-Int	Pct	Yds	TD	Lng	Avg/G
2015	2	53.44	2-5-0	40.0	8	0	5	4.0
2016	2	137.51	7-9-0	77.8	64	0	17	32.0
2017	4	184.32	6-10-0	60.0	148	0	56	37.0
Career	8	139.50	15-24-0	62.5	220	0	56	27.5

Cornelius' Career Rushing Stats

Year	G	Att.	Gain	Loss	Net	Avg.	TD	Long	Avg/G
2015	2	4	21	16	5	1.3	0	12	2.5
2016	2	6	32	4	28	4.7	1	15	14.0
2017	4	7	86	11	75	10.7	1	40	18.8
Career	8	17	139	31	108	6.4	2	40	13.5



PLAYER BIOS



OKLAHOMA STATE
COWBOYS



60 ZACH CRABTREE

OFFENSIVE LINE | 6-7 | 310 | R-SENIOR
MANSFIELD, TEXAS/MANSFIELD

2014 Second-Team Academic All-Big 12
2015 Team Leadership Award
2016 Second-Team All-Big 12 (Coaches)
2017 First-Team All-Big 12 (Coaches)

A team leader who earned a starting spot as a freshman and blossomed into a first-team All-Big 12 talent by his senior year ... Blocked for some of the most potent offenses in the country.

2017 (Senior): Earned first-team All-Big 12 honors ... Started every game at right tackle with the exception of the Cowboys' clash against TCU in Stillwater, which he missed to injury ... Had started 32 consecutive games prior to that contest ... Anchored an offensive line which helped Big 12 rushing leader Justice Hill surpass 1,000 rushing yards for the second straight season ... OSU averaged 4.7 yards per carry and 183.3 yards per game in 2017, both of which surpassed the team's 2016 marks ... Oklahoma State posted five games with at least 200 yards rushing ... Played a significant part in the Cowboys rushing for 33 touchdowns ... Helped pave the way for Oklahoma State to become the first offense in Big 12 history with a 4,000-yard passer (Mason Rudolph), a 1,000-yard rusher (Justice Hill) and two 1,000-yard receivers (James Washington and Marcell Ateman) ... Contributed to OSU setting a school record with 747 yards of total offense against Baylor ... Graduated in December 2017 with a sports management degree.

2016 (Junior): Second-team All-Big 12 by the coaches ... Started every game at right tackle for the second straight season ... Played a major role in Justice Hill becoming the first freshman in school history to surpass 1,000 rushing yards ... Was the leader of an offensive line that paved the way for a substantial uptick in the running game from the previous season, as the Cowboys went from averaging 3.6 yards per carry and 126.8 yards per game in 2015 to averaging 4.5 yards per carry and 171.0 yards per game in 2016 ... Oklahoma State had two games of 200 yards rushing in 2015, but increased that total to five such games in 2016 ... Cowboy running backs combined for 25 rushing touchdowns in 2016, matching the two-year total from 2014 and 2015 combined.

2015 (Sophomore): Started every game at right tackle ... Was a leader on the offensive line ... Coaches awarded him the Vernon Grant Award, given to players who show outstanding leadership, spirit and enthusiasm

2014 (Freshman): Played in nine games and started eight times, all at right tackle ... Started the first five games of the season before missing four games due to injury ... Played some against Kansas State before returning to the starting lineup for the Baylor, Oklahoma and Washington games.




Zach Crabtree

2013: Redshirt

High School: Coached by Jeff Hulme ... A three-star recruit by both *Rivals.com* and *Scout.com* ... Ranked as the nation's No. 53 offensive tackle by *Rivals.com* and the nation's No. 72 offensive tackle by *Scout.com* ... A top-100 recruit in the state of Texas by the *Waco Tribune-Herald* and by *Rivals.com* ... All-district honoree ... Also played basketball ... Carried scholarship offers from Baylor, Texas Tech and Washington State, among others.

Personal: Zachary David Crabtree was born Sept. 16, 1994, in Arlington, Texas ... Son of Brenda and Garry Crabtree ... Majoring in management, with an option in sports management.



OKLAHOMA STATE
COWBOYS



2 DARIUS CURRY

CORNERBACK | 6-1 | 205 | R-SENIOR
FLOWERY BRANCH, GA./FLOWERY BRANCH

Career Highs

Tackles	4, at Central Michigan, 2015
TFL	1.0 vs. Kansas, 2015
Sacks	No career sacks

A veteran who has made the bulk of his contributions on special teams during his five years with the program.

2017 (Senior): Played in seven games, seeing considerable time on special teams during his appearances ... Finished with six tackles, all of which were solo stops ... Five of his tackles came in his first four appearances of the season, as he racked up two against Tulsa, and then one against South Alabama, Pittsburgh and Baylor ... Graduated in December 2017 with a university studies/education degree as well as a minor in educational psychology.

2016 (Junior): Played in all but one game, seeing considerable time on defense ... Finished with three tackles in the regular season, recording one each in the Iowa State, Kansas and TCU games ... Also had a pass break up.

2015 (Sophomore): Played in 12 games, recording 11 tackles with seven solo stops ... Had at least one tackle in seven games, including a career-high four in the season-opener at Central Michigan and a tackle for loss versus Kansas.

2014 (Freshman): Played in four games against Texas Tech, Iowa State, TCU and Kansas State ... Recorded four tackles - two at TCU, one at Kansas State and one vs. Iowa State.

2013: Redshirt.

High School: Coached by Chris Griffin ... A four-star recruit by *ESPN.com* ... *ESPN.com* ranked him as the No. 23 cornerback in the nation and the No. 36 player overall in the state of Georgia ... Team captain and team MVP ... Invited to the Offense-Defense All-America Game ... A three-star recruit by both *Rivals.com* and *Scout.com* ... Tabbed by *Rivals* as the nation's No. 51 cornerback and the No. 48 player overall in the state of Georgia ... Also played basketball ... Held scholarship offers from Auburn, Georgia Tech, South Carolina, Tennessee and Penn State, among numerous others.


Personal: Darius Curry was born Dec. 29, 1994, in Augusta, Ga. ... Son of Felix and Trina Curry ... Has two brothers, C.J. and Justin ... University studies/education major.

Curry's Career Stats

Year	GP	UT-AT-TT	TFL	Sacks	INT	PBU	QBH	FF	FR	BK
2014	4	4-0-4	0	0	0	0	0	0	0	0
2015	12	7-4-11	1.0	0	0	0	0	0	0	0
2016	12	2-1-3	0	0	0	1	0	0	0	0
2017	7	6-0-6	0	0	0	0	0	0	0	0
Career	35	19-5-24	1.0	0	0	1	0	0	0	0



PLAYER BIOS



OKLAHOMA STATE
COWBOYS



79 DARRION DANIELS

DEFENSIVE TACKLE | 6-3 | 300 | JUNIOR
DALLAS, TEXAS/BISHOP DUNNE

2015 OSU Outstanding Defensive Newcomer

Career Highs

Tackles 8 vs. TCU, 2017
TFL 1.0, six times, last at West Virginia, 2017
Sacks 0.5, twice, last vs. Oklahoma, 2017

A regular contributor who is in line to be one of OSU's top defensive players going into 2018.

2017 (Junior): Started every game with the exception of the Kansas State and Kansas game, which he missed due to injury ... Was one of OSU's four captains against Baylor and on the road at Iowa State ... Recorded 26 tackles, including 17 solo stops ... Racked up a career-high eight tackles, five of which were solo stops, against TCU on Sept. 23 ... Followed his career day with another five tackles the following week at Texas Tech ... Logged five tackles for loss in 2017 ... Tallied the second half-sack of his career against Oklahoma ... Credited with two quarterback hurries and two pass breakups.

2016 (Sophomore): Saw action in all 13 games ... His 15 tackles ranked third among OSU's interior defensive linemen ... Had nine solo stops, one pass break up and one quarterback hurry ... Credited with at least one tackle in 11 games, including a season-best four in OSU's win over Texas ... Added a tackle for loss in OSU's win over Texas Tech ... Blocked an extra point against the Longhorns as well.

2015 (Freshman): OSU coaches awarded him the Russell Okung Award for the team's outstanding newcomer ... Played in every game as a true freshman, recording 16 tackles and 2.5 tackles for loss ... Had a half-sack and quarterback hurry in his first collegiate game at Central Michigan ... Finished the regular season third among OSU's interior linemen with 11 solo stops ... Had tackles for loss vs. TCU, UTSA and Central Michigan.


High School: Played for coach Michael Johnson at Bishop Dunne ... Played on both the offensive and defensive lines ... Finished his senior season with 67 total tackles, including 38 solo tackles, 28 tackles for loss and eight sacks ... Junior stats totaled 80 total tackles, 53 solo stops, 25 tackles for loss and two sacks ... Named to the TAPPS Division I All-State First Team on offense and defense as a senior and a junior ... Honored as the TAPPS Division I all-district defensive player of the year as a senior ... Also played basketball and track field, finishing as state runner-up in the shot put as a junior ... Chose Oklahoma State over an extensive list of other offers, including Baylor, Iowa, Missouri, Oklahoma, Texas, Texas Tech, Arizona

State, Arkansas, California, Louisville, LSU, Miami (Fla.), Mississippi, Nebraska, Notre Dame, Ohio State, TCU, Tennessee, Texas A&M, USC and Wisconsin.

Personal: Darrion Daniels was born Dec. 4, 1997 ... Son of Tony and Rhonda Daniels ... Father, Tony, played football for Texas Tech and the Green Bay Packers ... Marketing major.

Daniels' Career Stats

Year	GP	UT-AT-TT	TFL	Sacks	INT	PBU	QBH	FF	FR	BK
2015	13	11-5-16	2.5	0.5	0	0	1	0	0	0
2016	13	9-6-15	1.0	0	0	1	1	0	0	1
2017	10	17-9-26	5.0	0.5	0	2	2	0	0	0
Career	36	37-20-57	8.5	1.0	0	3	4	0	0	1



OKLAHOMA STATE
COWBOYS



3 KENNETH EDISON-MCGRUDER

LINEBACKER | 6-0 | 220 | JUNIOR
HOUSTON, TEXAS/TAYLOR

Career Highs

Tackles 7 vs. UTSA, 2015
TFL 1.0, twice, last at Texas Tech, 2017
Sacks 1.0 vs. Tulsa, 2017
Pass Break Ups 1, twice, last at Texas Tech, 2017

High-intensity player who broke into the starting lineup as a sophomore and slotted in at OSU's "Star" linebacker position in 2017 ... Also a contributor on special teams.

2017 (Junior): Played in seven games and started five ... Lined up as a starter against Tulsa, TCU, Texas Tech, Baylor and Iowa State ... Racked up 20 tackles, including 13 solo stops ... Had five multi-tackle performances ... Logged a season-high five tackles against both Tulsa and TCU ... Recorded his first career sack against Tulsa ... Scooped up a fumble and returned it 82 yards for a touchdown against Tulsa ... His 82-yard fumble return for a touchdown ranks as the fourth-longest fumble return in OSU history and is the longest fumble return by a Cowboy during the Mike Gundy era ... Credited with two pass breakups and two tackles for loss ... Hurried Kansas quarterback Peyton Bender once during the regular-season finale.

2016 (Sophomore): Played in all 13 games, starting four ... He lined up as a starter in three of OSU's last four games of the season, including at Oklahoma and against Colorado in the Alamo Bowl ... His 40 tackles ranked as the fourth-most for any Cowboy defensive back ... Had 29 solo stops ... Recorded at least one tackle in 12 games and at least four tackles in six games ... Credited with a half tackle for loss against Texas Tech ... Recovered a Samaje Perine fumble in the game against Oklahoma, marking Perine's only lost fumble of the regular season ... Recorded one quarterback hurry.

2015 (Freshman): One of four true freshmen to see the field for the Cowboys ... Played in 12 games, totaling 13


tackles with 10 solo stops ... Finished second on the team with a season-high seven tackles vs. UTSA ... An injury to Jordan Sterns late in the fourth quarter thrust him onto the field for what became a crucial defensive stop to preserve OSU's 30-27 win at Texas.

High School: Played for coach JD Jordan at Alief Taylor ... A heavily recruited safety who was listed as a four-star prospect and the No. 30 safety in the country by *Scout.com* ... Finished senior year with 79 total tackles, 36 solo tackles, a sack, an interception and a pair of forced fumbles ... Totaled 33 tackles, 18 solos tackles and three interceptions as a junior ... Named all-district as both a junior and a senior ... Competed on his high school track team as well ... Offered scholarships by Arkansas, Boise State, California, Iowa St., Louisville, LSU, Missouri, Nebraska, Oregon State, TCU, Texas Tech, Utah, Washington and others.

Personal: Kenneth Edison-McGruder was born December 26, 1996 ... Son of Eric Edison ... Undeclared major.

Edison-McGruder's Career Stats

Year	GP	UT-AT-TT	TFL	Sacks	INT	PBU	QBH	FF	FR	BK
2015	12	10-3-13	0	0	0	0	0	0	0	0
2016	13	29-11-40	0.5	0	0	0	1	0	1	0
2017	8	16-4-20	2.0	1.0	0	2	1	0	1	0
Career	33	55-18-63	2.5	1.0	0	2	2	0	2	0



OKLAHOMA STATE
COWBOYS



98 BRENDON EVERS

DEFENSIVE TACKLE | 6-2 | 209 | FRESHMAN
BIXBY, OK/BIXBY

A developing defensive lineman who contributed on the scout team while taking a redshirt in 2017.

2017: Redshirted.

High School: Played for coach Loren Montgomery at Bixby ... Helped lead his team to state championships as a sophomore, junior and senior ... His team went 10-3 as a senior and he finished with 45 tackles, 16.5 tackles for loss, nine sacks, four forced fumbles and a blocked field goal ... Named to *The Oklahoman's* All-State team as a senior ... Also a first team selection to the 2016 ALL-USA Oklahoma Football Team, compiled by *USA Today* ... Recorded 72 total tackles and 23.5 tackles for loss as a junior in 2015, adding four sacks, a forced fumble and a fumble recovery ... A two-time all-district selection ... Sophomore numbers included 17 tackles, eight tackles for loss and 3.5 sacks ... Ranked as a three-star prospect by *ESPN*, *Rivals*, *Scout* and *247Sports* ... Helped his team win three straight state championships, anchoring the defense as the nose guard in a 3-4 scheme ... *Scout* lists him as the No. 1 defensive tackle prospect in Oklahoma and the No. 32 defensive tackle in the country ... *ESPN*, *247Sports* and *Rivals* list him as a top-20 prospect in Oklahoma, at Nos. 13, 14 and 18, respectively ... Also competed in baseball, wrestling and track ... Honorable mention for the academic

OSU PLAYER BIOS

all-district team ... Chose Oklahoma State over offers from UTSA, Colorado State, Ohio, Wyoming and Arkansas State

Personal: Son of James and Judy Evers ... Born on July 11, 1998, in Dallas, Texas ... Has volunteered with the Special Olympics and done other community service organizations ... Plans to study business law.



OKLAHOMA STATE
COWBOYS
OSU

47 TYLER FERGUSON
COWBOY BACK | 6-2 | 260 | R-JUNIOR
MCKINNEY, TEXAS/BOYD

2017 First-Team Academic All-Big 12

Career Highs

Tackles	2 vs. Southeastern Louisiana, 2016
TFL	1.0, twice, last vs. Southeastern Louisiana, 2016
Sacks	1.0 vs. Kansas, 2015

Walk-on who converted from defensive tackle to Cowboy Back in the spring of 2017.

2017 (Junior): A First-Team Academic All-Big 12 selection ... Appeared in eight games - primarily on special teams - but did not record any statistics.

2016 (Sophomore): Saw action in a pair of games ... Logged two tackles and one tackle for loss in the season opener against Southeastern Louisiana, and played late but did not record any stats in the Cowboys' Alamo Bowl win over No. 10 Colorado.

2015 (Freshman): Played late against UTSA and Kansas, recording a sack for a loss of 10 yards and a safety in OSU's win over Kansas.


2014: Redshirt

High School: Attended Boyd HS in McKinney, Texas, where he was coached by Don Drake ... Two-time all-district defensive lineman ... All-region honoree after making 68 tackles and seven sacks and forcing four fumbles his senior year ... Honored with the Academic Excellence Award for maintaining a grade point average of 3.5 or above ... Also competed in lacrosse ... Participated with his church group and with PALS.

Personal: Tyler Vance Ferguson was born June 10, 1996, in Plano, Texas ... Son of Matthew and Donna Ferguson ... Chemical engineering major.

Ferguson' Career Stats

Year	GP	UT-AT-TT	TFL	Sacks	INT	PBU	QBH	FF	FR	BK
2015	2	1-0-1	1.0	1.0	0	0	0	0	0	0
2016	2	2-0-2	1.0	0	0	0	0	0	0	0
2017	8	0-0-0	0	0	0	0	0	0	0	0
Career	12	3-0-3	2.0	1.0	0	0	0	0	0	0



OKLAHOMA STATE
COWBOYS
OSU

42 SIONE FINEFEUIAKI
COWBOY BACK | 6-0 | 245 | JUNIOR
SANTA CLARA, CA/WILCOX/
COLLEGE OF SAN MATEO

Pronounced see-OH-nay FEE-nay-FAY-you-wee-AH-kee

Career Highs

Receptions	1, three times, last vs. Kansas, 2017
Receiving Yards	17 at West Virginia, 2017
Long Reception	17 at West Virginia, 2017

A strong player with a low center of gravity who saw action as a Cowboy Back and on special teams in 2017.

2017 (Junior): Played in every game and made his first career start at Pittsburgh ... Saw action on both special teams and as a Cowboy Back on offense ... Hauled in two passes for 22 yards ... Caught his first pass in his OSU debut against Tulsa for a five-yard gain ... Also had a season-long 17-yard reception at West Virginia ... Hauled in his third catch of the season, a five-yarder, against Kansas ... Returned a kickoff nine yards as an up-back at West Virginia ... Recorded a solo tackle against Oklahoma ... Credited with a blocked kick at West Virginia.

Junior College: Played for coach Larry Owens at the College of San Mateo ... Helped lead his team to a Bay 6 Conference title and a playoff berth his last season at CSM ... Played a big role in the running game and passing game in junior college ... Caught 34 passes for 495 yards and seven touchdowns and rushed 17 times for 120 yards and a touchdown as a sophomore in 2016 ... Ranked as the top junior college fullback prospect by 247Sports, which also lists him as a three-star prospect at the position ... 247Sports also lists him as the No. 32 JUCO prospect in California and the No. 162 JUCO prospect in nation ... Chose Oklahoma State over Rhode Island.


High School: Played for coach Dan Brown at Adrian Wilcox HS ... Saw time at fullback, tight end and linebacker ... As a linebacker, he was selected to the Charlie Wedemeyer High School All-Star Game after his senior year ... Helped his team to a 9-2 record as a senior ... His stats that year included 896 rushing yards and 10 touchdowns on 96 carries, six catches for 78 yards and a touchdown, a team-high 92 total tackles, seven sacks, two interceptions, four pass breakups and four forced fumbles ... As a junior, his team went 8-4 and he tallied 109 rushing yards and a score on 18 carries, 179 receiving yards and two touchdowns on eight receptions, a team-high 110 tackles with eight tackles for loss and a sack, three interceptions and one forced fumble.

Finefeuiaki's 2017 Game-by-Game Receiving Stats

Date	Opponent	No.	Yds.	TD	Long
Aug. 31	Tulsa	1	5	0	5
Sept. 8	at South Alabama	0	0	0	0
Sept. 16	at Pittsburgh	0	0	0	0
Sept. 23	TCU	0	0	0	0
Sept. 30	at Texas Tech	0	0	0	0
Oct. 14	Baylor	0	0	0	0
Oct. 21	at Texas	0	0	0	0
Oct. 28	at West Virginia	1	17	0	17
Nov. 4	Oklahoma	0	0	0	0
Nov. 11	at Iowa State	0	0	0	0
Nov. 18	Kansas State	0	0	0	0
Nov. 25	Kansas	1	5	0	5

Finefeuiaki's Career Receiving Stats

Year	G	Rec.	Yds.	Avg.	TD	Long	Avg./G
2017	12	3	27	9.0	0	17	2.3
Career	12	3	27	9.0	0	17	2.3



OKLAHOMA STATE
COWBOYS
OSU

31 TRE FLOWERS
SAFETY | 6-3 | 200 | R-SENIOR
CONVERSE, TEXAS/JUDSON

Pronounced TRAY

2015 Second Team Academic All-Big 12
2016 Second-Team All-Big 12 (Coaches)
2016 Barry Sanders Award (Most contribution with the least recognition)
2017 First-Team All-Big 12 (Coaches)

Career Highs

Tackles	13, at West Virginia, 2015
TFL	1.0, eight times, last at West Virginia, 2017
Pass Break Ups	3 at Texas Tech, 2017
Interceptions	1, four times, last vs. TCU, 2017

Experienced and productive safety who has more career tackles than any current member of the team with 262 ... Has developed into one of the Big 12's best safeties.

2017 (Senior): A first-team All-Big 12 honoree as chosen by the coaches ... Played in all 12 games with 10 starts ... Finished second on the team with eight pass breakups ... Hauled in two interceptions, one at Pittsburgh and the other against TCU ... His 10 passes defended tied for 10th in the Big 12 Conference ... Recorded 67 tackles, including 45 solo stops ... Ranks third in the Big 12 among active players with 262 career tackles ... Forced a fumble at West Virginia ... Credited with one tackle for loss at West Virginia ... Secured at least three tackles in every appearance, including a season-high eight tackles on three occasions (Tulsa, Oklahoma and at Iowa State) ... Broke up career-high three passes at Texas Tech ... Ranked second on the team with 67 total tackles and 45 solo stops ... Named to the Jim Thorpe Award Preseason Watch List ... Graduated in December 2017 with a degree in management and minors in sports management and marketing.



PLAYER BIOS



Tre Flowers

2016 (Junior): Second-team All-Big 12 selection by the coaches ... Played in all 13 games and started 12 ... His seven pass break-ups led the team ... Racked up 61 tackles, including 45 solo stops and two tackles for loss ... Part of one of the plays of the year in college football and a Piesman Trophy finalist play as he received a lateral from Vincent Taylor after he blocked and picked up a Texas PAT attempt and took it 70 yards for a two-point PAT return ... Forced a Samaje Perine fumble in the game against Oklahoma that was recovered by the Cowboys, marking Perine's only lost fumble of the regular season ... Forced another fumble against Iowa State ... Recovered a fumble in the season opener against Southeastern Louisiana.

2015 (Sophomore): Second team Academic All-Big 12 honoree ... Started every game at strong safety ... Fourth on the team with 83 tackles, including 67 solo stops ... Led the team with nine passes defended, totaling two interceptions and seven breakups ... Added 3.5 tackles for loss ... Recorded his first career interception on the opening series of the 2015 season ... Had one of his best games vs. No. 5 TCU, picking off QB Trevone Boykin in the third quarter and adding another pass break up and 10 total tackles ... Named OSU's defensive player of the game against West Virginia, totaling a career-high 13 tackles ... Led the Cowboys with nine tackles vs. Ole Miss in the Sugar Bowl ... Had at least two tackles in every game and double digit tackles on three occasions ... Forced a fumble at Iowa State.

2014 (Freshman): Played in 12 games as a freshman and started at safety in six of them ... Was the sixth-leading tackler on the team with 56 tackles, including 47 solo stops ... Had a season-best eight tackles against Iowa State ... Recorded at least five tackles in seven games ... Credited with one tackle for loss against TCU and Texas ... Also credited with three pass breakups.

2013: Redshirt.


High School: Coached by Mark Smith ... All-district and all-area selection who also earned honorable mention all-state accolades ... Racked up 76 tackles, three interceptions and a pass defended his senior year ... A three-star

prospect by *ESPN.com*, *Rivals.com* and *Scout.com* ... *Scout.com* ranked him as the No. 32 safety in the nation and *ESPN.com* had him as the No. 64 safety nationally ... Also competed in basketball and track and field ... Member of the A/B honor roll and participated with the Fellowship of Christian Athletes ... Held scholarship offers from Kansas State, Mississippi State, BYU, Boise State, Arizona State and Utah, among numerous others.

Personal: Trequille Flowers was born June 2, 1995, in Converse, Texas ... Son of Rodney and Crystal Flowers ... Brother, Rodney, plays football for Langston University and his sister, Aleshia Flowers, played basketball at South Florida ... Uncle, Erik Flowers, played with several teams during his seven seasons in the NFL ... Majoring in management.

Flowers' Career Stats

Year	GP	UT-AT-TT	TFL	Sacks	INT	PBU	QBH	FF	FR	BK
2014	12	47-9-56	2.0	0	0	3	0	0	0	0
2015	13	67-16-83	3.5	0	2	7	0	1	0	0
2016	13	45-16-61	2.0	0	0	7	0	2	1	0
2017	12	45-22-67	1.0	0	2	8	0	1	0	0
Career	50	204-63-267	8.5	0	4	25	0	4	1	0



OKLAHOMA STATE
COWBOYS



66 LEMAEFE GALEA'I
OFFENSIVE LINE | 6-4 | 340 | R-JUNIOR
EULESS, TEXAS/TRINITY

Pronounced lem-AH-eh-feh naw-LAY-eye

A developing prospect who has seen the bulk of his action on special teams to this point.

2017 (Junior): Saw action in six games, including three appearances in conference games against Baylor, Texas and Kansas.


2016 (Sophomore): Saw action in Cowboy wins over Southeastern Louisiana, Kansas and Colorado.

2015 (Freshman): Played in every game except the season opener, primarily blocking on special teams for PATs and field goal attempts ... Did see some time on the field with the offense.

2014: Redshirt.

High School: Coached by Steve Linewaver at Trinity ... Played guard and anchored a dominant line that helped Trinity establish a powerful running game and finish 11-3 his senior year ... Finished his last season with 79 knockdown blocks and an overall grade of 91 percent, only allowing two sacks ... Two-time first team all-district ... *Associated Press* Sports Editors honorable mention all-state and a *Texas Football Magazine* top 300 Texas recruit ... Three-star recruit by *Scout.com*, which ranked him No. 44 at his position ... Also offered by Baylor, BYU and Utah State.

Personal: Lemaefe Galeai Jr. was born Sept. 7, 1995, in Bedford, Texas ... Son of Lemaefe and Tania Galeai ... Undeclared major.



OKLAHOMA STATE
COWBOYS



76 DYLAN GALLOWAY
OFFENSIVE LINEMAN | 6-5 | 310 | R-FRESHMAN
DALLAS, TEXAS/COPPELL

An offensive line prospect who broke into the two-deep in 2017 and saw his first on-field action.

2017 (Freshman): Played in every game except the Cowboys' trip to Iowa State, primarily blocking on special teams for PATs and field goal attempts ... Did see time on the field with the offense.

2016: Redshirt.

High School: Played for coach Michael DeWitt at Coppell ... A solid blocker in the running and passing game who earned all-district recognition ... Helped Coppell average nearly 200 rushing per game as a senior.

Personal: Dylan Galloway was born Feb. 19, 1998 in Dallas, Texas ... Son of Desiree Galloway and Dennis James ... Undeclared major.



PLAYER BIOS



OKLAHOMA STATE
COWBOYS



86 TRISTON GRANT

DEFENSIVE END | 6-4 | 235 | R-FRESHMAN
OWASSO, OK/OWASSO

2017 First-Team Academic All-Big 12

Career Highs

Tackles	2 vs. Tulsa, 2017
TFL	No career tackles for loss
Sacks	No career sacks

Walk-on defensive end who saw his first on-field action in 2017.

2017 (Freshman): Saw action against Tulsa, South Alabama, Baylor and Kansas ... Recorded three tackles, all of which were solo stops ... Logged two tackles against Tulsa and one against Baylor.


2016: Redshirt.

High School: Played for coach Bill Patterson at Owasso ... Was a team captain and earned all-state recognition as a defensive end ... Finished his high school career with 32 sacks and 200 tackles ... Also recognized as a first team academic all-state selection and was part of the National Honor Society.

Personal: Born March 9, 1998, in Tulsa, Okla. ... Son of Melanie Hasty-Grant and Ken Grant ... Father, Ken, played football at Oklahoma State and lettered in 1987 and 1988 ... Grandfather, Don Grant, played football and boxed at Louisiana College ... Cousin, Collin Cahill, plays baseball at Arkansas State ... Studying business finance and economics.

Grant's Career Stats

Year	GP	UT-AT-TT	TFL	Sacks	INT	PBU	QBH	FF	FR	BK
2017	4	3-0-3	0	0	0	0	0	0	0	0
Career	4	3-0-3	0	0	0	0	0	0	0	0



OKLAHOMA STATE
COWBOYS



4 A.J. GREEN

CORNERBACK | 6-1 | 180 | SOPHOMORE
DESOTO, TEXAS/DESOTO

2017 Second-Team Academic All-Big 12

Career Highs

Tackles	6, three times, last at Iowa State, 2017
TFL	1.5 vs. TCU, 2017
Pass Break Ups	2 at West Virginia, 2017
Interceptions	2 at West Virginia, 2017

Started every game at cornerback as a sophomore in 2017.

2017 (Sophomore): An everyday starter at cornerback who finished the regular season leading all Cowboys and tied for first in the Big 12 with four interceptions ... His four interceptions were also tied for 20th nationally ... His interception in the back corner of the end zone in the final seconds clinched Oklahoma State's road win over No. 24 Iowa State and was one of the team's signature moments of the season ... Recorded 43 tackles, including 37 solo stops ... Tallied an interception in three straight games, beginning with a career-high two picks at West Virginia on October 28 ... One of just five players in the Big 12 to record multiple interceptions in a game ... Broke up four passes, including a career-high two at West Virginia ... Racked up a career-high 1.5 tackles for loss against TCU ... Tallied at least five tackles on seven occasions ... Logged 4.5 tackles for loss ... Credited with a forced fumble vs. TCU.


2016 (Freshman): Saw action in nine games for the Cowboys, including each of the final eight contests. Notched a pair of tackles in the Cowboys' win over No. 10 Colorado in the Alamo Bowl.

High School: Played for coach Todd Peterman at DeSoto ... A first team all-district selection as a sophomore and a senior ... An honorable mention to the all-state team as a senior and named one of his team's MVPs ... An honorable mention to the academic all-state team ... Also a talented basketball player.

Personal: Alvin J. Green was born June 9, 1998, in Dallas, Texas ... Son of Nissaa Muhammad and Alvin Green ... Part of an athletic family with four cousins playing high-level sports: Alex Harding plays for the WNBA's Phoenix Mercury, Marcus Harden plays for Georgia's football team, David Harden plays for the Memphis football team and Briana Holman plays for Nebraska's volleyball team ... Undeclared major.

Green's Career Stats

Year	GP	UT-AT-TT	TFL	Sacks	INT	PBU	QBH	FF	FR	BK
2016	9	1-1-2	0	0	0	0	0	0	0	0
2017	12	37-6-43	4.5	0	4	4	0	1	0	0
Career	21	38-7-45	4.5	0	4	4	0	1	0	0



OKLAHOMA STATE
COWBOYS



18 ZA'CARRIUS GREEN

SAFETY | 5-11 | 205 | R-SOPHOMORE
DUNCANVILLE, TEXAS/DUNCANVILLE

Pronounced zuh-CARE-ee-us

Career Highs

Tackles	3, twice, last vs. Kansas, 2017
TFL	No career tackles for loss
Sacks	No career sacks

A developing safety who contributes on special teams.

2017 (Sophomore): Played in every game, primarily on special teams, but also rotated in at safety ... Recorded 12 tackles, including 10 solo stops ... Five of his tackles came on special teams ... Tallied multiple tackles on four occasions ... Logged a season-high three tackles at Pittsburgh and against Kansas.

2016 (Freshman): Saw action in five games for the Cowboys, recording four tackles, primarily on special teams.

2015: Redshirt.

High School: Played for coach Jeff Dicus and coach Coby Richards at Duncanville ... Named linebackers MVP for his team ... Totaled 89 tackles during his senior and 56 during his junior season ... All-district selection as a senior and a junior ... Also played basketball and competed in track and field ... Was an active participant with SkillsUSA ... Chose Oklahoma State over offers from Iowa, Iowa State, Kansas, Louisiana Tech, North Texas and others.


Personal: Za'Carrius Green was born Dec. 26, 1996, in Alexandria, La. ... Son of LaTonya Green ... Undeclared major.

Green's Career Stats

Year	GP	UT-AT-TT	TFL	Sacks	INT	PBU	QBH	FF	FR	BK
2016	5	3-1-4	0	0	0	0	0	0	0	0
2017	12	10-2-12	0	0	0	0	0	0	0	0
Career	17	13-3-16	0	0	0	0	0	0	0	0



PLAYER BIOS



OKLAHOMA STATE
COWBOYS



81 LC GREENWOOD


RECEIVER | 6-3 | 210 | FRESHMAN
GARLAND, TX/LAKEVIEW CENTENNIAL

A big receiver who played on the scout team while taking a redshirt season.

2017: Redshirted.

High School: Played for coach Kendall Miller at Lakeview Centennial ... A unanimous pick for the 10-6A football all-district first team as a senior after hauling in 65 catches for 1,091 yards and 16 touchdowns ... Also his team's offensive MVP ... Junior numbers included 821 receiving yards and nine touchdowns on 59 catches ... Contributed as a sophomore as well, totaling 14 catches for 201 yards and four touchdowns ... Totaled 2,113 receiving yards and 29 touchdowns on 138 catches during his high school career ... Ranked as a four-star prospect by *ESPN*, *Rivals*, *Scout* and *247Sports* ... *Scout* lists him as the No. 21 wide receiver prospect in the nation and the No. 145 overall prospect ... All four outlets rank him among the top 65 wide receivers nationally ... *Rivals* and *247Sports* list him as a top 50 player in the state of Texas ... Chose Oklahoma State over reported offers from Wisconsin, TCU, Iowa, Mississippi State, Utah, Kansas, Illinois, San Diego State, SMU, UTSA, Colorado State, Nevada, New Mexico, Tulane and Utah State ... Committed to the Cowboys in August of 2016.

Personal: Shamond Syrese Greenwood was born July 7, 1999, in Dallas, Texas.



OKLAHOMA STATE
COWBOYS



51 ARLINGTON HAMBRIGHT

OFFENSIVE LINE | 6-5 | 305 | JUNIOR
YPSILANTI, MI/BELLEVILLE/GARDEN CITY CC

Contributed on the scout team in 2017 while taking a redshirt after transferring to OSU from the junior college ranks.


2017: Redshirted.

Junior College: Played for coach Jeff Sims at Garden City CC ... Part of a team that finished unbeaten and won the NJCAA National Championship as a sophomore in 2016 ... Helped pave the way for a Garden City rushing attack that averaged 194.8 yards per game ... Also saw some time on

the defensive line during his time at Garden City ... Rated as a three-star prospect by *Rivals*, *Scout* and *247Sports* ... *Rivals* named him the No. 34 JUCO prospect in the class and *Scout* listed him at No. 59 ... Chose Oklahoma State over reported offers from Houston, N.C. State, Memphis, Toledo, South Alabama, Colorado State, Florida Atlantic and others.

High School: Attended Belleville High School in Belleville, Michigan, where he was coached by Matt Davenport ... Weighed 254 pounds and played defensive end during his high school days ... Also played basketball.

Personal: Arlington Hambright was born Jan. 30, 1996, in Ypsilanti, Michigan ... Son of Stacey Ford.



OKLAHOMA STATE
COWBOYS



16 DEVIN HARPER

LINEBACKER | 6-1 | 240 | R-FRESHMAN
KNOXVILLE, TENN./KARNS

Career Highs

Tackles	2, twice, last vs. Baylor, 2017
TFL	No career tackles for loss
Sacks	No career sacks

Young linebacker prospect who saw his first on-field action as a redshirt freshman in 2017.

2017 (Freshman): Played in 11 games, primarily on special teams, though he did also rotate in at linebacker ... Blocked a punt and returned it 12 yards at Texas Tech ... Delivered some punishing hits on special teams.

2016: Redshirt.

High School: Played for coach Tobi Kilgore at Karns ... Played on both sides of the ball throughout his high school career ... Averaged 213 all-purpose yards per game as a senior while logging 40 tackles on the defensive side ... An all-district and all-state selection ... Also competed in basketball and track and field ... Earned the team's play of the week on two occasions ... Actively involved with AVID (Advancement Via Individual Determination) at Karns.

Personal: Devin Harper was born May 13, 1998, in Atlanta ... Son of Kevin and Alacia Harper ... His father, Kevin, was also an NCAA Division I athlete ... Undeclared major.

Green's Career Stats

Year	GP	UT-AT-TT	TFL	Sacks	INT	PBU	QBH	FF	FR	BK
2017	12	4-1-5	0	0	0	0	0	0	0	1
Career	12	4-1-5	0	0	0	0	0	0	0	1



OKLAHOMA STATE
COWBOYS



33 KEVIN HENRY

LINEBACKER | 6-0 | 230 | R-SOPHOMORE
BATON ROUGE, LA./CENTRAL

2016 Second-Team Academic All-Big 12

Career Highs

Tackles	6 vs. Tulsa, 2017
TFL	1.0 vs. Tulsa, 2017
Sacks	No career sacks

Will be a player to watch moving forward as he recovers from an injury sustained in 2017.

2017 (Sophomore): Was in line to be an important part of Oklahoma State's plans on special teams and defense before he was lost for the season to injury ... Only ended up playing in the season opener against Tulsa and finished with six tackles, five of which were solo stops ... Had a tackle for loss as well ... Two of his six tackles in that game came on special teams.

2016 (Freshman): Named an Academic All-Big 12 recipient ... Saw action in all 13 games for the Cowboys as a freshman, recording 18 total tackles ... Intercepted his first career pass in the Cowboys' win over No. 10 West Virginia ... Had two tackles and a tackle for loss in the Cowboys' Alamo Bowl victory over No. 10 Colorado.

2015: Redshirt.

High School: Played for coach Sid Edwards at Central ... Finished his senior year with 80 total tackles, 10 tackles for loss, three interceptions, six forced fumbles and a fumble recovery ... Totaled 47 total tackles, six tackles for loss, a sack and three interceptions as a junior ... Named to the *New Orleans Times-Picayune* class 4A all-state first team, the all-district 5A-4 first team and a Louisiana Sportswriters Association class 5A all-state team honorable mention as a senior ... Junior honors included the Louisiana Coaches Association class 5A all-state first team and the all-district 5A-4 first team ... Also played basketball and baseball ... Also recruited by LSU, Mississippi, Louisiana Tech, Louisiana-Monroe, Grambling, Nicholls State, Southeastern Louisiana, Southern and others.


Personal: Kevin Lamar Henry was born March 9, 1996, in Baton Rouge, La. ... Son of Diane Henry and Kevin Simon ... First cousin, Brandon Bass, plays for the NBA's Boston Celtics ... Undeclared major.

Henry's Career Stats

Year	GP	UT-AT-TT	TFL	Sacks	INT	PBU	QBH	FF	FR	BK
2016	13	13-5-18	0.5	0	1	0	0	0	0	0
2017	1	5-1-6	1.0	0	0	0	0	0	0	0
Career	14	18-6-24	1.5	0	1	0	0	0	0	0



PLAYER BIOS



OKLAHOMA STATE
COWBOYS



5 JUSTICE HILL

RUNNING BACK | 5-10 | 185 | SOPHOMORE
TULSA, OKLA./BOOKER T. WASHINGTON

2016 FBS Freshman Rushing Leader
2016 Freshman All-America First Team (FWAA)
2016 Freshman All-America First Team (USA Today)
2016 Big 12 Newcomer of the Year (Associated Press)
2016 Big 12 Offensive Freshman of the Year (Coaches)
2016 Second-Team All-Big 12 (Coaches)
2017 First-Team All-Big 12 (Coaches)
2017 First-Team Academic All-Big 12
2017 CoSIDA Academic All-District
2017 Doak Walker Award Semifinalist

Career Highs

Rushes	33 at Texas, 10/21/17
Rushing Yards	228 vs. Oklahoma, 11/4/17
Long Rush	79 vs. Baylor, 10/14/17

A shifty back with exceptional change-of-direction ability that is one of the nation's most explosive playmakers ... A 2017 Doak Walker Award semifinalist ... One of only seven players in Oklahoma State history with multiple 1,000-yard rushing seasons ... His 2,489 career rushing yards leaves him just 236 yards shy of cracking the top 10 of Oklahoma State's career rushing list ... If he rushes for 111 yards in the bowl game, he will join Barry Sanders, Thurman Thomas and Terry Miller as the only OSU players to average at least 100 rushing yards per game in their respective careers (minimum 20 games).

2017 (Sophomore): A Doak Walker Award Semifinalist and first-team All-Big 12 honoree ... A first-team Academic All-Big 12 Selection as well, making him one of only five players in the league in 2017 who appeared as a first-team selection to both the All-Big 12 team and the Academic All-Big 12 team ... Also earned CoSIDA Academic All-District honors ... Finished the regular season producing the nation's third-best rushing season among sophomores with 1,347 yards (Khalil Tate, Arizona & Devin Singletary, FAU) ... His 1,347 rushing yards ranked 15th nationally and were the third-highest by a sophomore in OSU history, trailing only Thurman Thomas' 1,650 yards in 1985 and Kendall Hunter's 1,555 rushing yards in 2008 ... Led the Big 12 in rushing yards (1,347), rushing yards per game (112.2), rushing attempts (245) and rushing touchdowns (14) ... All of those marks also ranked in the top 20 nationally ... Logged the 23rd 1,000-yard rushing season in Oklahoma State history ... Helped Oklahoma State become the first team in Big 12 history to have a 4,000-yard passer (Mason Rudolph), a 1,000-yard rusher (Hill) and two 1,000-yard receivers (Marcell Ateman and James Washington) ... Scored 14 rushing touchdowns to tie for the ninth-most by a Cowboy in a single season in team history ... Recorded seven 100-yard rushing performances, which included surpassing 100 rushing yards in a four-game stretch

that began against TCU on Sept. 23 ... Six of his seven 100-yard performances came against Big 12 opponents, with the lone exception a 132-yard day against Tulsa in the season opener ... His seven 100-yard rushing games were one more than his 2016 total and tied with West Virginia's Justin Crawford for the most in the Big 12 ... Finished the regular season leading all active FBS underclassmen with 13 career games of at least 100 yards rushing ... Gashed Texas Tech's defense for 164 yards on 30 carries during Oklahoma State's 41-34 victory in Lubbock ... Scored multiple touchdowns on four occasions, including during a three-game stretch where he scored two at West Virginia, two against Oklahoma and three at Iowa State ... Rushed for a career-high 228 yards against Oklahoma to set an OSU record for rushing yards in a Bedlam game ... That record was previously owned by Barry Sanders, who rushed for 215 yards against the Sooners in 1988 ... His 228 rushing yards against Oklahoma were the second-most by a Big 12 running back in a game in 2017, trailing only Kansas' Khalil Herbert, who rushed for 291 yards against West Virginia ... Rushed for 85 yards or less only twice throughout the 2017 season ... Started in all 12 games at running back ... Carried the ball at least 20 times in six games, including a career-high 30 times against both Texas Tech and Oklahoma ... Led the Big 12 in carries with 245 ... Picked up his production as a receiver during his sophomore year, catching 30 passes for 191 yards ... Scored his first career receiving touchdown at Texas Tech ... Led the Big 12 with 1,538 all-purpose yards.

2016 (Freshman): Produced the top freshman rushing season in Oklahoma State history with 1,142 yards ... That mark led all FBS freshmen in 2016 and surpassed the OSU freshman rushing record set by Mike Hamilton in 2005 (961 yards) and the OSU true freshman season mark that was set by Thurman Thomas in 1984 (843 yards) ... His 1,142 rushing yards were the fifth-most for a freshman in Big 12 Conference history ... In addition to being the only OSU freshman to ever surpass 1,000 rushing yards in a season, he is the only freshman in school history to rush for 100 yards in six games ... No other Cowboy freshman has done it more than three times ... Even more impres-

sive, all six of his 100-yard games came against Power Five conference opponents ... His six 100-yard rushing games were the second-most among all Big 12 players ... With a career-high 162 rushing yards in OSU's win over Kansas, he tallied the second-highest rushing total ever for an OSU true freshman, trailing only Thurman Thomas' 206 rushing yards against Kansas State in 1984 ... His average of 105.9 rushing yards per game (on 5.8 yards per carry) in Big 12 play ranked third in the league and he's the only freshman who ranked in the top 10 rushers of the Big 12 ... Played in all 13 games and started the final 10 ... The only OSU true freshman to start a game during the season and one of just nine to play at all ... In addition to his 162-yard outburst against Kansas, his other 100-yard games included his first career start at Baylor (122), the following game vs. Texas (135), Texas Tech (126 yards), TCU (126 yards) and in the Cowboys' Alamo Bowl win over No. 10 Colorado (100 yards) ... Narrowly missed another with a 99-yard day at Oklahoma ... Scored six rushing touchdowns, with one each against Baylor, Texas, Iowa State, Kansas, Texas Tech and Colorado ... Carried the ball at least 20 times in three games, including a high for any Cowboy with 25 vs. Texas, 22 vs. Kansas and 20 vs. Baylor ... Led the team in rushing yards and in carries with 206 ... OSU's first 1,000-yard rusher in a season since Joseph Randle in 2012 ... Added 46 yards on five receptions ... Ranked second on the team behind only James Washington with 1,188 all-purpose yards and second behind only Mason Rudolph in total offense with 1,142 ... Named the Big 12 Newcomer of the Week for his performances against Baylor, Texas and Kansas.

High School: Played for coach Marvin Dantzler at Booker T. Washington ... Helped lead the team to a 10-1 season with an appearance in the state semifinals as a senior ... An all-state selection and the 6A-II offensive player of the year as a senior ... Had 198 carries for 1,948 yards and 32 touchdowns his senior season, adding 12 catches for 103 yards ... Rushed for 276 yards and five touchdowns against Claremore ... Had a long rush of 98 yards and surpassed 100 yards rushing in every game ... As a junior, totaled 1,426 yards and 22 touchdowns on 219 carries





PLAYER BIOS

with an average of 6.5 yards per carry and 142.6 yards per game ... Also competed in track and field ... A member of the National Honor Society and actively involved with Men of Power.

Personal: Justice Hill was born Nov. 14, 1997, in Tulsa ... Son of Derrick and Tia Hill ... Finance major.

Hill's 2016 Game-by-Game Rushing Stats

Date	Opponent	No.	Gain	Loss	Net	TD	Long	Avg.
Sept. 3	SE Louisiana	7	33	3	30	0	8	4.3
Sept. 10	Central Michigan	5	31	0	31	0	17	6.2
Sept. 17	Pittsburgh	12	38	10	28	0	18	2.3
Sept. 24	at Baylor	20	128	6	122	1	38	6.1
Oct. 1	Texas	25	143	8	135	1	30	5.4
Oct. 8	Iowa State	18	63	6	57	1	11	3.2
Oct. 22	at Kansas	22	162	0	162	1	32	7.4
Oct. 29	West Virginia	19	56	2	54	0	8	2.8
Nov. 5	at Kansas State	9	44	0	44	0	9	4.9
Nov. 12	Texas Tech	18	127	1	126	1	31	7.0
Nov. 19	at TCU	16	155	1	154	0	32	9.6
Dec. 3	at Oklahoma	16	100	1	99	0	32	6.2
Dec. 29	vs. Colorado	19	107	7	100	1	37	5.3

Hill's 2016 Game-by-Game Receiving Stats

Date	Opponent	No.	Yds.	TD	Long
Sept. 3	SE Louisiana	1	6	0	6
Sept. 10	Central Michigan	0	0	0	0
Sept. 17	Pittsburgh	0	0	0	0
Sept. 24	at Baylor	0	0	0	0
Oct. 1	Texas	0	0	0	0
Oct. 8	Iowa State	2	16	0	11
Oct. 22	at Kansas	1	22	0	22
Oct. 29	West Virginia	0	0	0	0
Nov. 5	at Kansas State	0	0	0	0
Nov. 12	Texas Tech	0	0	0	0
Nov. 19	at TCU	1	2	0	2
Dec. 3	at Oklahoma	0	0	0	0
Dec. 29	vs. Colorado	0	0	0	0

Hill's 2017 Game-by-Game Rushing Stats

Date	Opponent	No.	Gain	Loss	Net	TD	Long	Avg.
Aug. 31	Tulsa	15	140	8	132	1	32	8.8
Sept. 8	at South Alabama	11	27	0	27	0	7	2.5
Sept. 16	at Pittsburgh	11	91	0	91	2	20	8.3
Sept. 23	TCU	25	109	7	102	1	17	4.1
Sept. 30	at Texas Tech	30	165	1	164	0	24	5.5
Oct. 14	Baylor	14	119	2	117	1	79	8.4
Oct. 21	at Texas	33	127	10	117	0	15	3.5
Oct. 28	at West Virginia	12	91	5	86	2	39	7.2
Nov. 4	Oklahoma	30	231	3	228	2	34	7.6
Nov. 11	at Iowa State	25	149	15	134	3	52	5.4
Nov. 18	Kansas State	23	93	2	91	1	32	4.0
Nov. 25	Kansas	16	62	4	58	1	17	3.6

Hill's 2017 Game-by-Game Receiving Stats

Date	Opponent	No.	Yds.	TD	Long
Aug. 31	Tulsa	3	10	0	8
Sept. 8	at South Alabama	4	46	0	14
Sept. 16	at Pittsburgh	2	2	0	3
Sept. 23	TCU	3	27	0	13
Sept. 30	at Texas Tech	2	7	1	5
Oct. 14	Baylor	1	7	0	7
Oct. 21	at Texas	3	29	0	20
Oct. 28	at West Virginia	0	0	0	0
Nov. 4	Oklahoma	0	0	0	0
Nov. 11	at Iowa State	6	35	0	24
Nov. 18	Kansas State	4	21	0	11
Nov. 25	Kansas	2	7	0	9

Hill's Career Rushing Stats

Year	G	Att.	Gain	Loss	Net	Avg.	TD	Long	Avg./G
2016	13	206	1187	45	1142	5.5	6	38	87.8
2017	12	245	1404	57	1347	5.5	14	79	112.2
Career	25	451	2591	102	2489	5.5	20	79	99.6

Hill's Career Receiving Stats

Year	G	Rec.	Yds.	Avg.	TD	Long	Avg./G
2016	13	5	46	9.2	0	22	3.5
2017	12	30	191	6.4	1	24	15.9
Career	25	35	237	6.8	1	24	9.5



OKLAHOMA STATE
COWBOYS



59 MATT HOCKETT
KICKER/PUNTER | 6-2 | 215 | R-JUNIOR
NORMAN, OKLA./NORMAN

2017 Second-Team Academic All-Big 12

Career Highs

Most Punts	1 at West Virginia, 2017
Most Punts Downed Inside 20	1 at West Virginia, 2017
Longest Punt	49 at West Virginia, 2017

OSU's second-team kicker behind Ben Grogan in 2015 and the second-team punter behind Zach Sinor in 2016 and 2017. Has also handled some of the kickoff duties in 2017.

2017 (Junior): Appeared in six games as a punter and handling kickoff duties ... Booted a career-long 49-yard punt that was downed inside the 20-yard line at West Virginia ... Kicked off five times and logged two touchbacks.

2016 (Sophomore): Played late in the season-opener against Southeastern Louisiana, kicking off once for 65 yards.

2015 (Freshman): Saw late game action against UTSA and Kansas ... Averaged 61.5 yards on two kickoffs and attempted a field goal vs. Kansas.

2014: Redshirt

High School: Attended Norman HS in Norman, Okla., where he was coached by Gregg Nation ... An all-state selection by *The Oklahoman* and by the coaches ... Also earned all-state recognition as a soccer player ... Earned Norman HS special teams MVP honors after averaging 43.3 yards per punt and connecting on 14-of-17 field goals with a long of 49 yards ... Of his 40 kickoffs, 38 resulted in a touchback ... Also played basketball ... Member of the National Honor Society, the Key Club, the student congress, Mu Alpha Theta and volunteered with the Special Olympics.

Personal: Matthew John Hockett was born Sept. 17, 1995, in Oklahoma City ... Son of John and Angie Hockett ... Physiology major.

Hockett's Career Kicking Stats

Year	FGM-FGA	Pct.	1-19	20-29	30-39	40-49	50+	Lg	Blk
2015	0-1	0.0	0-0	0-1	0-0	0-0	0-0	0	0
Career	0-1	0.0	0-0	0-1	0-0	0-0	0-0	0	0

Hockett's Career Punting Stats

Year	GP	No.	Yards	Avg.	Long	TB	FC	i20	50+	BK
2017	5	2	92	46.0	49	0	1	1	0	0
Career	5	2	92	46.0	49	0	1	1	0	0



OKLAHOMA STATE
COWBOYS



30 CHUBA HUBBARD
RUNNING BACK | 6-1 | 190 | FRESHMAN
SHERWOOD PARK, ALBERTA, CANADA/BEV FACEY

Pronounced CHOO-buh

Highly-regarded as a recruit, he redshirted as a freshman in 2017.


2017 (Freshman): Redshirted.

High School: Played for coach Curtis Martin at Bev Facey Community High School, playing under Canadian football rules ... Over three seasons at Bev Facey, he rushed for 6,880 yards on 458 attempts (15.0 yards per carry) with 82 touchdowns ... Although his senior season was cut short due to injury, he rushed for 2,330 yards with 23 touchdowns in 14 games ... Named to the all-Canadian first team, as well as the league MVP and his team's MVP ... Junior numbers included 3,213 rushing yards and 40 touchdowns on an average of 18.6 yards per carry ... Rushed for 1,337 rushing yards and 19 touchdowns as a sophomore ... He also saw time at defensive back during his high school career ... Led Canada's national team to a 42-0 win over the United States in a January 2015 Under-15 International Bowl, rushing for three touchdowns and earning MVP honors for the game ... Was a decorated athlete in track and field at the national and international level ... Competed at the 2015 IAAF World Youth Championships in Cali, Colombia, placing fourth overall in the 100-meter sprint with personal-best finish of 10.55 seconds in the semifinal ... A three-time national champion for his age group in the 100 meters ... Listed as a four-star prospect by *ESPN* and *Rivals* ... *247Sports* lists him as the No. 23 running back prospect in the 2017 class, while *ESPN* tabs him as the No. 31 running back and *Rivals* names him the No. 28 athlete ... *ESPN* and *247Sports* list him as the No. 1 player in Alberta and *Canada Football Chat* lists him as the best high school prospect in Canada ... In addition to his athletic contributions, he served as part of an on-campus leadership group in high school ... Chose Oklahoma State over offers from Alabama, Oklahoma, Auburn, Miami (Fla.), Oregon, Texas A&M, Tennessee, TCU, North Carolina, Colorado, Georgia, California, Pittsburgh, Missouri, Syracuse, Iowa State, Washington State and others.

Personal: Chuba Robert-Shamar Hubbard was born June 11, 1999, in Edmonton, Alberta, Canada ... Son of Candace Hubbard and Lester Yearwood ... Has competed at the world level as a sprinter and will also run on the Cowboy track and field team ... Plans to study sports management at Oklahoma State.



PLAYER BIOS



OKLAHOMA STATE
COWBOYS



70 BEN HUGHES

DEFENSIVE TACKLE | 6-1 | 325 | R-SENIOR
WACO, TEXAS/UNIVERSITY

Career Highs

Tackles 1, twice, last vs. South Alabama, 2017
TFL No career tackles for loss
Hurries 1 vs. Baylor, 2017

Has seen spot duty during his career ... Has great strength.

2017 (Senior): Saw action against Tulsa, South Alabama, Baylor and Kansas ... Recorded a solo tackle against South Alabama ... Credited with a quarterback hurry against Baylor ... Graduated in December 2017 with a degree in university studies/education and a minor in educational psychology.

2016 (Junior): Played late in the Cowboys' win over Southeastern Louisiana but did not record any statistics.

2015 (Sophomore): Saw action against UTSA and Kansas, recording his first career tackle against the Jayhawks.

2014 (Freshman): Saw action against Missouri State and UTSA, but did not record any statistics.

2013: Redshirt.

High School: Coached by Matt Carrol ... A four-star prospect by *ESPN.com* and a three-star prospect by both *Rivals.com* and *Scout.com* ... *ESPN.com* ranked him as the nation's No. 31 defensive tackle and the No. 44 player overall in the state of Texas ... Had 87 tackles (17 for loss with six sacks) his junior year ... A member of the *Waco Tribune-Herald* Super CenTex first team and also a top-100 recruit in Texas by the same publication ... Also competed in track and field, power lifting, basketball and soccer ... Earned a spot on his school's top six percent A honor roll ... Participated in several extracurricular activities including assisting with little league football, the choir, culinary arts and art club ... Held scholarship offers from Kansas State and Mississippi State, among others.

Personal: Ben Hughes IV was born Aug. 23, 1994, in Waco, Texas ... Son of Ben Hughes and Deanna Young ... His father played football at Texas State and his aunt, Shayla Hughes, ran track at Texas ... University studies/education major.

Hughes' Career Stats

Year	GP	UT-AT-TT	TFL	Sacks	INT	PBU	QBH	FF	FR	BK
2014	2	0-0-0	0	0	0	0	0	0	0	0
2015	2	0-1-1	0	0	0	0	0	0	0	0
2016	1	0-0-0	0	0	0	0	0	0	0	0
2017	4	1-0-1	0	0	0	0	1	0	0	0
Career	9	1-1-2	0	0	0	0	1	0	0	0



OKLAHOMA STATE
COWBOYS



40 LUKE HUPP

COWBOY BACK | 5-10 | 270 | R-JUNIOR
LOUISBURG, KS/LOUISBURG/FORT SCOTT CC

2017 Second-Team Academic All-Big 12

Walk-on Cowboy Back who has played on the scout team.

2017 (Junior): A second-team Academic All-Big 12 selection ... Saw action late against Pittsburgh and Baylor, but did not record any statistics.


2016 (Sophomore): Played a role as part of the Cowboy scout team.

2015: Redshirt. Walked on at OSU.

2014 (Freshman at Fort Scott): Signed with Fort Scott Community College out of high school but didn't play football.

High School: Played for coach Gary Griffin at Louisburg High School ... Started every game all four years of his career ... Rushed for 1,000 yards in his last two seasons, scoring more than 20 total touchdowns in both his junior and senior years while starting on both sides of the ball as a linebacker and fullback ... Also played basketball and competed in track and field.

Personal: Luke Robert Hupp was born Dec. 22, 1995, in Overland Park, Kan. ... Son of Scott and Cynthia Hupp ... Father, Scott, played football at Kansas and grandfather, Bob Hupp, played football at Wayne State ... Studying business.



OKLAHOMA STATE
COWBOYS



73 TEVEN JENKINS

OFFENSIVE LINEMAN | 6-6 | 310 | R-FRESHMAN
TOPEKA, KAN./TOPEKA

Pronounced TEV-in

Young offensive line prospect who earned time as a starter this season and played a lot of meaningful reps.

2017 (Freshman): Earned his first career start at TCU, playing right tackle ... Also started at right guard against Baylor and Texas ... Played significant time on the of-

fensive line, playing in all 12 regular season games ... Was also a regular on special teams, blocking on the line for field goal attempts.

2016: Redshirt.

High School: Played for coach Walt Alexander at Topeka ... A tall lineman with good hands and athleticism ... A two-time honoree on Kansas all-state, all-league and all-city teams ... Recognized on the academic honor roll all four years of his high school career ... Also played basketball and baseball.

Personal: Teven Bradlee Jenkins was born March 3, 1998, in Topeka, Kan. ... Son of Brad Jenkins ... Undeclared major.



OKLAHOMA STATE
COWBOYS



8 BRAYDON JOHNSON

RECEIVER | 6-1 | 185 | FRESHMAN
ARLINGTON, TX/BOWIE

Pronounced BRAY-din

A speedy receiver who played on the scout team while taking a redshirt year in 2017.

2017: Redshirt.

High School: Played for coach Danny DeArman at Bowie ... Finished with 1,261 all-purpose yards as a senior, including 729 receiving yards, 335 kick return yards and 152 punt return yards, all of which were the most on his team ... Scored eight receiving touchdowns and one punt return touchdown as a senior, averaging 25.3 yards per punt return and 30.5 yards per kickoff return ... Caught a team-high 45 passes and added three carries for 45 yards to help lead a team that finished 10-3 ... Also competed for a state champion track and field team ... Chose Oklahoma State over offers from Iowa, Minnesota, Kansas, Louisiana-Monroe, Tulsa, Colorado State and Utah State.

Personal: Braydon K. Johnson was born Dec. 2, 1998, in Oklahoma City, Okla. ... Son of Danny Johnson and Kristi Wall ... Plans to study Biology at Oklahoma State.



PLAYER BIOS



OKLAHOMA STATE
COWBOYS



13 TYRON JOHNSON

RECEIVER | 6-1 | 185 | R-SOPHOMORE
NEW ORLEANS, LA./WARREN EASTON/LSU

Pronounced TIE-ruhn

2017 First Team Academic All-Big 12

Career Highs

Receptions 5 at Ole Miss, 2015
Receiving Yards 118 vs. Oklahoma, 11/4/17
Long Reception 61 vs Western Kentucky, 2015

Transferred to Oklahoma State from LSU during preseason camp in 2015 and sat out the 2016 season per NCAA transfer rules ... A former five-star recruit in his high school days.

2017 (Sophomore): Earned first-team Academic All-Big 12 honors ... Showed flashes of his impressive skillset while backing up James Washington - the nation's best wide receiver in 2017 ... Scored on a 44-yard touchdown catch the first time he was targeted in his first game at OSU ... Finished the regular season with 16 catches for 268 yards and three receiving touchdowns ... His season highlight came against Oklahoma, when he caught four passes for 118 yards and two touchdowns, including a season-best 60-yard grab ... Had at least one catch in seven regular season games ... Saw time as a kickoff and punt returner, returning 13 kickoffs for 264 yards with a long return of 31 yards at Texas Tech ... Played in 11 games ... Added two carries for 14 yards.

2016: Redshirt.

2015 (Freshman at LSU): Played in nine games at wide receiver ... Tallied nine catches for 150 yards with two touchdowns and a long reception of 61 yards on the season ... Led the team with 83 receiving yards (on five catches) and one 39-yard TD reception at Ole Miss ... Caught his first career touchdown, a 61-yarder, versus Western Kentucky ... Saw his first action as a Tiger against Auburn and made one catch.

High School: Attended Warren Easton HS in New Orleans, Louisiana, where he was coached by Antonio Hull ... Rated as a five-star prospect by *Rivals* ... 247 *Sports*, *ESPN* and *Scout* gave him four stars ... Ranked as high as the No. 11 overall prospect nationally, No. 2 wide receiver nationally, and No. 1 prospect coming out of Louisiana ... Racked up 94 receptions for 1,589 yards and 17 touchdowns as a senior ... Registered 87 receptions for 1,433 yards and 17 touchdowns as a junior ... Member of the *Rivals* 250, *ESPN* 300, 247 *Sports* Top 247 and *Scout*

300 ... Selected to the Class 4A All-State Team ... Earned an invitation to the Under Armour All-American Game ... Named to *MaxPreps* Medium Schools All-American Team ... Named 2014 All-USA First Team by *USA Today* ... Participated in Nike's The Opening, a camp for the country's top prospects ... Helped lead his team to a 12-3 record, district title, and state championship game appearance in 2014.

Personal: Tyron Johnson was born Jan. 8, 1996 ... Parents are Carlene Billy and Tyrone Johnson.

Johnson's 2015 Game-by-Game Receiving Stats (at LSU)

Date	Opponent	No.	Yds.	TD	Long
Sept. 5	McNeese State		DNP		
Sept. 12	at Mississippi State		DNP		
Sept. 19	Auburn	1	0	0	0
Sept. 26	Syracuse	0	0	0	0
Oct. 3	Eastern Michigan	0	0	0	0
Oct. 10	South Carolina	2	6	0	6
Oct. 17	Florida	0	0	0	0
Oct. 24	Western Kentucky	1	61	1	61
Nov. 7	at Alabama	0	0	0	0
Nov. 14	Arkansas		DNP		
Nov. 21	at Ole Miss	5	83	1	39
Nov. 28	Texas A&M	0	0	0	0
Dec. 29	vs. Texas Tech		DNP		

Johnson's 2017 Game-by-Game Receiving Stats

Date	Opponent	No.	Yds.	TD	Long
Aug. 31	Tulsa	1	44	1	44
Sept. 8	at South Alabama	4	43	0	14
Sept. 16	at Pittsburgh		DNP		
Sept. 23	TCU	0	0	0	0
Sept. 30	at Texas Tech	1	12	0	12
Oct. 14	Baylor	3	39	0	17
Oct. 21	at Texas	2	11	0	7
Oct. 28	at West Virginia	1	1	0	1
Nov. 4	Oklahoma	4	118	2	60
Nov. 11	at Iowa State	0	0	0	0
Nov. 18	Kansas State	0	0	0	0
Nov. 25	Kansas	0	0	0	0

Johnson's Career Receiving Stats

Year	G	Rec.	Yds.	Avg.	TD	Long	Avg./G
2015	9	9	150	16.7	2	61	16.7
2016				Redshirt			
2017	11	16	268	16.8	3	60	24.4
Career	20	25	418	16.7	5	61	20.9

Johnson's Career Special Teams Stats

Year	GP	KR	Yds	Avg	TD	Long	PR	Yds	Avg	TD	Long
2015	9	0	0	0.0	0	0	0	0	0.0	0	0
2016											
2017	11	13	264	20.3	0	31	0	0	0.0	0	0
Career	20	13	264	20.3	0	31	0	0	0.0	0	0



OKLAHOMA STATE
COWBOYS



25 MALIK KEARSE

CORNERBACK | 6-0 | 170 | SENIOR
MIAMI, FLA./MONSIGNOR PACE/FORT SCOTT CC

Pronounced muh-LEEK curse

Career Highs

Tackles 2, at South Alabama, 2017
Interceptions No career interceptions
Pass Break Ups 1, Baylor, 2017

A valuable role player who rotated in with the defense in 2017.

2017 (Senior): Played in 10 regular season games ... Tallied four tackles, with a multiple-tackle game at South Alabama ... Credited with a pass break up vs. Baylor.

2016 (Junior): Saw action in the Cowboys' season opener against Southeastern Louisiana, recording a tackle.

Junior College: Played for coach Curtis Horton at Fort Scott CC ... Played cornerback in all 10 games both as a freshman and as a sophomore ... Totaled 66 tackles, three tackles for loss, 15 pass breakups and two interceptions in two years at Fort Scott ... As a sophomore, recorded 29 tackles, one tackle for loss and ranked second on the team in pass breakups with seven ... As a freshman, he tallied 37 tackles, two tackles for loss, two interceptions and a team-best eight breakups... An honorable mention at cornerback on the 2014 KJCCC All-Conference team.

High School: Played for coach Mario Smith at Monsignor Edward Pace High School ... Totaled six interceptions and 30 pass breakups in high school despite missing part of his career due to injury ... Impressed with his speed and toughness ... Also competed in track and field.


Personal: Malik Jordan Kearse was born June 12, 1996, in Aventura, Fla. ... Son of Henry Kearse and Malikh Jones ... Undeclared major.

Kearse's Career Stats

Year	GP	UT-AT-TT	TFL	Sacks	INT	PBU	QBH	FF	FR	BK
2016	1	1-0-1	0	0	0	0	0	0	0	0
2017	10	4-0-4	0	0	0	1	0	0	0	0
Career	11	5-0-5	0	0	0	1	0	0	0	0



PLAYER BIOS



OKLAHOMA STATE
COWBOYS



79 MATT KEGEL

OFFENSIVE LINEMAN | 6-5 | 295 | R-FRESHMAN
CHASKA, MINN./CHASKA

Pronounced KAY-gull

A developing offensive line prospect who is working to earn playing time.

2017 (Freshman): Played mostly on the scout team, but dressed for games and added depth to the offensive line.

2016: Redshirt.

High School: Played for coach Bryan Dahl at Chaska ... A key figure on the offense who helped lead his team to an 8-3 finish as a senior ... Named all-state, all-conference and all-district as a senior ... Also competed in track and field and lacrosse during his high school career ... Ranked as a three-star prospect by most major recruiting services ... The No. 2 offensive guard prospect in the state of Minnesota according to *Scout.com* and the No. 11 overall prospect in the state by *Rivals.com* ... Chose Oklahoma State over reported offers from Minnesota, Iowa State and Pittsburgh.

Personal: Matthew Kegel was born Feb. 20, 1998, in Hilversum, Netherlands ... Son of Chris and Leslie Kegel ... His grandfather, Arthur Kegel played football and wrestled at Alabama ... Undeclared major.



OKLAHOMA STATE
COWBOYS



75 MARCUS KEYES

OFFENSIVE LINE | 6-3 | 300 | R-SOPHOMORE
PORT ALLEN, LA./PORT ALLEN

2016 Second-Team Academic All-Big 12

A two-year starter on the offensive line whose streak of 25 consecutive starts is the second-longest active streak on the team behind only Mason Rudolph's 26.

2017 (Sophomore): Started all 12 games on the offensive line at left guard ... One of just two Cowboy offensive linemen to start every game during the regular season ... A consistent presence on an offensive line which helped Big 12 rushing leader Justice Hill surpass 1,000 rushing yards for the second straight season ... OSU averaged 4.7


yards per carry and 183.3 yards per game in 2017, both of which surpassed the team's 2016 marks ... Oklahoma State posted five games with at least 200 yards rushing, including a season-best 332 yards on the ground in the season-opener vs. Tulsa ... Played a significant part in the Cowboys rushing for 33 touchdowns, which is the most for OSU since 2013 ... Helped pave the way for Oklahoma State to become the first offense in Big 12 history with a 4,000-yard passer (Mason Rudolph), a 1,000-yard rusher (Justice Hill) and two 1,000-yard receivers (James Washington and Marcell Ateman) ... Contributed to OSU setting a school record with 747 yards of total offense against Baylor ... Served as a team captain against Texas and Kansas State.

2016 (Freshman): A Second-Team Academic All-Big 12 selection ... Was the only freshman to start on the offensive line, starting all 13 games at left guard ... Played a major role in Justice Hill becoming the first freshman in school history to surpass 1,000 rushing yards ... Was a strong contributor on an offensive line that cleared the way for a substantial uptick in the running game from the previous season, as the Cowboys went from averaging 3.6 yards per carry and 126.8 yards per game without Keyes playing in 2015 to averaging 4.5 yards per carry and 171.0 yards per game with Keyes helping pave the way in 2016 ... OSU had two games of 200 yards rushing in 2015, but increased that total to five such games in 2016 ... Cowboy running backs combined for 25 rushing touchdowns in 2016, matching the two-year total from 2014 and 2015 combined.

2015: Redshirt.

High School: Played for coach Guy Blanchard ... Played on both the offensive and defensive lines ... Originally committed to Louisiana, but made a late switch to Oklahoma State ... Also offered by Missouri, Houston and Louisiana Tech.

Personal: Marcus Keyes was born June 30, 1996 ... Son of Denise Smith ... His father, also named Marcus Keyes, played on the defensive line for the Chicago Bears from 1996-1997 ... Undeclared major.



OKLAHOMA STATE
COWBOYS



27 J.D. KING

RUNNING BACK | 5-11 | 205 | FRESHMAN
FITZGERALD, GA./FITZGERALD

Career Highs

Rushes 36 at West Virginia, 10/28/17
Rushing Yards 142 at West Virginia, 10/28/17
Long Rush 71 vs. Tulsa, 8/31/17

Powerful runner who gained important experience as a true freshman.

2017 (Freshman): Finished the regular season as OSU's second-leading rusher with 466 yards on 97 carries ... Ranks among the top freshmen rushers in the Big 12 ... Scored five touchdowns during the regular season - four rushing and one receiving ... Set an OSU freshman record for carries in a single game with 36 at West Virginia, breaking the previous record of 34 set by Thurman Thomas against Kansas State in 1984 ... That total also marked the most for any Cowboy in a game all season ... Finished with 142 rushing yards and a touchdown in that game to set season highs, as well as adding five catches for 29 yards and another score, touching the ball 41 times for 171 yards from scrimmage and two touchdowns ... His 142 rushing yards against WVU marked the 11th-best single game rushing total by a freshman in OSU history, and he was named the OSU offensive player of the game for his performance ... Rushed for a 71-yard touchdown on his second career carry in the season opener vs. Tulsa, finishing that game with 95 yards on six carries ... Rushed for at least 35 yards in six games during the regular season ... Also scored a rushing touchdown against Baylor and another one in OSU's overtime win at Texas that marked the Cowboys' only touchdown of the game ... Had five carries of at least 20 yards and carried the ball at least once in 10 regular season games ... Added 8 catches for 50 yards during the regular season.

High School: Played for coach Jason Strickland at Fitzgerald ... Finished his high school career with nearly 6,000 rushing yards ... Led his team to a 13-2 finish and a state championship appearance as a senior, rushing for 1,798 yards and 21 touchdowns and adding 549 receiving yards and nine touchdown catches ... Named class AA first-team All-State in 2016 by the *Atlanta Journal Constitution* ... Was the state's leading rusher in 2015, totaling 2,432 yards and 33 touchdowns on 341 carries for a state runner-up team ... Named the 2015 AJC Class AA Offensive Player of the Year and to the AJC "Super 11" ... Also named first team all-state ... Ran for a career-high 335 yards on 44 carries and scored three touchdowns in a playoff victory in 2015 ... Had 214 carries for 1,559 yards and 15 touchdowns as a sophomore in 2014 ... Also competed in track and field ... Chose Oklahoma State over offers from Virginia Tech, N.C. State, Minnesota, Western Kentucky, Cincinnati, South Alabama, Florida Atlantic, Marshall, Troy, Tulane, UCF and others.

Personal: JD King was born Nov. 8, 1998 in Fitzgerald, Ga. ... Son of Juan and Sophie King ... His relatives David King (Tennessee State) and LaDamien Coney (Lamar) played college football ... Plans to study criminal justice.

King's 2017 Game-by-Game Rushing Stats

Date	Opponent	No.	Gain	Loss	Net	TD	Long	Avg.
Aug. 31	Tulsa	6	95	0	95	1	71	15.8
Sept. 8	at South Alabama	8	64	0	64	0	31	8.0
Sept. 16	at Pittsburgh	16	40	5	35	0	6	2.2
Sept. 23	TCU	1	7	0	7	0	7	7.0
Sept. 30	at Texas Tech	2	12	0	12	0	7	6.0
Oct. 14	Baylor	9	47	0	47	1	14	5.2
Oct. 21	at Texas	11	43	0	43	1	10	3.9
Oct. 28	at West Virginia	36	156	14	142	1	23	3.9
Nov. 4	Oklahoma	0	0	0	0	0	0	0
Nov. 11	at Iowa State	5	8	1	7	0	4	1.4
Nov. 18	Kansas State	3	14	0	14	0	6	4.7
Nov. 25	Kansas	0	0	0	0	0	0	0.0



PLAYER BIOS

King's 2017 Game-by-Game Receiving Stats

Date	Opponent	No.	Yds.	TD	Long
Aug. 31	Tulsa	0	0	0	0
Sept. 8	at South Alabama	0	0	0	0
Sept. 16	at Pittsburgh	0	0	0	0
Sept. 23	TCU	0	0	0	0
Sept. 30	at Texas Tech	0	0	0	0
Oct. 14	Baylor	0	0	0	0
Oct. 21	at Texas	0	0	0	0
Oct. 28	at West Virginia	5	29	1	8
Nov. 4	Oklahoma	1	7	0	7
Nov. 11	at Iowa State	1	7	0	7
Nov. 18	Kansas State	1	7	0	7
Nov. 25	Kansas	0	0	0	0

King's Career Rushing Stats

Year	G	Att.	Gain	Loss	Net	Avg.	TD	Long	Avg./G
2017	12	97	486	20	466	4.8	4	71	38.8
Career	12	97	486	20	466	4.8	4	71	38.8

King's Career Receiving Stats

Year	G	Rec.	Yds.	Avg.	TD	Long	Avg./G
2017	12	8	50	6.2	1	8	4.2
Career	12	8	50	6.2	1	8	4.2



9 JOHN KOLAR

QUARTERBACK | 6-4 | 200 | R-SOPHOMORE
NORMAN, OKLA./NORMAN NORTH

Pronounced KOE-larr

Career Highs

Completions	1 vs. Southeastern Louisiana, 2016
Attempts	2 vs. Southeastern Louisiana, 2016
Yards	8 vs. Southeastern Louisiana, 2016
Passing TD	No career passing TD's
Long Pass	8 vs. Southeastern Louisiana, 2016

A dual-threat quarterback who is in his third year in the program.

2017 (Sophomore): Played on the OSU scout team and provided depth to the quarterback position.

2016 (Freshman): Saw action against Southeastern Louisiana, completing one of his two pass attempts for eight yards and rushing twice for 18 yards.

2015: Redshirt.


High School: Played for coach Wade Standley at Norman North ... As a senior, was 127-of-244 passing for 2,292 yards with 24 touchdowns ... Also had 95 carries for 524 yards and five touchdowns ... Played in the Semper Fidelis U.S. Marine Corps All-American Game ... A four-star prospect by *Rivals.com*, *ESPN* and *247Sports* ... Ranked as the No. 1 prospect in Oklahoma and No. 3 pocket passer in the nation by *ESPN* ... A regional Elite 11 quarterback participant ... Named team MVP and outstanding academic athlete at Norman North and outstanding academic athlete for the city of Norman ... Named first team all-district and

first team all-conference ... Honorable mention all-state by *The Oklahoman* ... *Vype* Oklahoma Mr. Football semi-finalist ... As a junior, threw for 1,675 yards and 15 touchdowns on 109-of-168 passing ... Had 56 carries for 287 yards and three touchdowns, as well as 11 receptions for 136 yards ... Also played basketball and baseball and was active with FCA ... An early commitment who accepted his first offer from Oklahoma State.

Personal: John Joseph Kolar was born Dec. 30, 1996, in Norman ... Son of Maria and Randall Kolar ... Mother, Maria, played volleyball at Notre Dame ... Management information systems major.

Kolar's Career Passing Stats

Year	G	Effic	Cmp-Att-Int	Pct	Yds	TD	Lng	Avg/G
2016	1	83.60	1-2-0	50.0	8	0	8	8.0
2017	0	-	0-0-0	-	0	0	0	-
Career	1	83.60	1-2-0	50.0	8	0	8	8.0



OKLAHOMA STATE
COWBOYS



15 CHRIS LACY

RECEIVER | 6-3 | 205 | SENIOR
DESOTO, TEXAS/DESOTO

2015 First Team Academic All-Big 12

2016 First-Team Academic All-Big 12

2016 Vernon Grant Award (Outstanding Leadership, Spirit and Enthusiasm)

2017 First Team Academic All-Big 12


Career Highs

Receptions	4, five times, last at South Alabama 9/8/17
Receiving Yards	109 at TCU, 11/19/16
Long Reception	63 at TCU, 11/19/16
Receiving TD	2, twice, last vs. West Virginia, 10/29/16

A reliable receiver who factors into Oklahoma State's regular gameplan.

2017 (Senior): First-team Academic All-Big 12 ... Started the first three games of the season and played an important role in every game except the TCU game, which he missed to injury ... Finished the regular season as OSU's sixth-leading receiver in terms of yards (249) and catches (19) in one of the deepest receiver groups in college football ... Had at least one catch in 10 of his 11 regular season games and served a valuable role as perimeter blocker ... His best outing of the regular season came on a four-catch, 54-yard day at South Alabama ... His longest plays of the regular season included a 32-yard catch vs. Oklahoma, a 20-yard catch at Texas and a 26-yard run vs. Kansas ... Served as captain for OSU's regular season finale vs. Kansas.

2016 (Junior): A first-team Academic All-Big 12 selection ... Earned the team's Vernon Grant Award, which is presented to a player who shows outstanding leadership, spirit and enthusiasm ... Played in every game except



Chris Lacy

the season opener and started at Kansas State ... OSU's fourth-leading receiver with 31 catches and 489 yards ... One of four Cowboys to reach 100 receiving yards in a game in 2016 ... Set a career-best with 109 receiving yards on four catches in OSU's win over TCU, marking the most receiving yards of any player in the game ... Added one of his three touchdowns against the Frogs ... Also had 100 yards receiving on four catches in the previous game against Texas Tech ... His other two receiving touchdowns came in OSU's win over then-No. 10 West Virginia ... Other notable performances included a four-catch, 64-yard effort against Pitt and a three-catch, 52-yard day against Texas ... Had a career-long reception against TCU, making a 63-yard grab to help set up an OSU touchdown ... Has seven catches of at least 20 yards, the fourth-most on the team ... Also had four catches of at least 30 yards.

2015 (Sophomore): Played in every game and started against Kansas ... Caught eight passes for 120 yards and two touchdowns ... Caught his first and second career touchdowns in his first start against Kansas ... Had 76 receiving yards in that game for his highest output of the season.

2014 (Freshman): Played in every game except the regular season finale at Oklahoma ... Caught one pass for five yards in his first college game against Florida State ... Had one reception in three straight games, including a 19-yard catch against UTSA, a 23-yard catch against Texas Tech and a catch against Iowa State ... Credited with two tackles on kickoffs against UTSA.

High School: Coached by Claude Mathis ... Finished his senior year at DeSoto with 60 catches for 1,206 yards and 16 touchdowns, leading DeSoto to a 14-1 record and a semifinal appearance in the state playoffs ... Named DeSoto offensive team MVP as a senior ... Tallied 29 catches for 339 yards and three scores as a junior ... *Associated Press* Sports Editors honorable mention all-state Team, first team all-District, *Texas Football Magazine* top



PLAYER BIOS

300 Texas recruits and top 30 wide receivers as a senior ... Also ran track ... Graduated third in his class and received the SOAR Award each year of his high school career for recording at least a 95 average in all classes ... Member of the Math Honor Society and National Honor Society ... Held offers from Arizona State, Missouri, Nebraska, Iowa and Northwestern, among others.

Personal: Chris Lacy was born Jan. 28, 1996, in Fort Worth, Texas ... Son of Chris and Karen Lacy ... Majoring in industrial engineering and management.

Lacy's 2014 Game-by-Game Receiving Stats

Date	Opponent	No.	Yds.	TD	Long
Aug. 30	vs. Florida State	1	5	0	5
Sept. 6	Missouri State	0	0	0	0
Sept. 13	UTSA	1	19	0	19
Sept. 25	Texas Tech	1	23	0	23
Oct. 4	Iowa State	1	0	0	0
Oct. 11	at Kansas	0	0	0	0
Oct. 18	at TCU	0	0	0	0
Oct. 25	West Virginia	0	0	0	0
Nov. 1	at Kansas State	0	0	0	0
Nov. 15	Texas	0	0	0	0
Nov. 22	at Baylor	0	0	0	0
Dec. 6	at Oklahoma		DNP		
Jan. 2	vs. Washington	0	0	0	0

Lacy's 2015 Game-by-Game Receiving Stats

Date	Opponent	No.	Yds.	TD	Long
Sept. 3	at Central Michigan	1	7	0	7
Sept. 12	Central Arkansas	0	0	0	0
Sept. 19	UTSA	0	0	0	0
Sept. 26	at Texas	0	0	0	0
Oct. 3	Kansas State	1	15	0	15
Oct. 10	at West Virginia	0	0	0	0
Oct. 24	Kansas	4	76	2	38
Oct. 31	at Texas Tech	2	22	0	11
Nov. 7	TCU	0	0	0	0
Nov. 14	at Iowa State	0	0	0	0
Nov. 21	Baylor	0	0	0	0
Nov. 28	Oklahoma	0	0	0	0
Jan. 1	vs. Ole Miss	0	0	0	0

Lacy's 2016 Game-by-Game Receiving Stats


Date	Opponent	No.	Yds.	TD	Long
Sept. 3	SE Louisiana		DNP		
Sept. 10	Central Michigan	2	10	0	7
Sept. 17	Pittsburgh	4	64	0	28
Sept. 24	at Baylor	3	32	0	15
Oct. 1	Texas	3	52	0	28
Oct. 8	Iowa State	2	27	0	14
Oct. 22	at Kansas	1	11	0	11
Oct. 29	West Virginia	3	31	2	19
Nov. 5	at Kansas State	3	33	0	17
Nov. 12	Texas Tech	4	100	0	33
Nov. 19	at TCU	4	109	1	63
Dec. 3	at Oklahoma	1	9	0	9
Dec. 29	vs. Colorado	1	11	0	11

Lacy's 2017 Game-by-Game Receiving Stats

Date	Opponent	No.	Yds.	TD	Long
Aug. 31	Tulsa	1	13	0	1
Sept. 8	at South Alabama	4	54	0	16
Sept. 16	at Pittsburgh	0	0	0	0
Sept. 23	TCU		DNP		
Sept. 30	at Texas Tech	1	7	0	7
Oct. 14	Baylor	1	10	0	10
Oct. 21	at Texas	2	30	0	20
Oct. 28	at West Virginia	2	21	0	11
Nov. 4	Oklahoma	2	47	0	32
Nov. 11	at Iowa State	1	13	0	13
Nov. 18	Kansas State	2	30	0	17
Nov. 25	Kansas	3	24	0	8

Lacy's Career Receiving Stats

Year	G	Rec.	Yds.	Avg.	TD	Long	Avg./G
2014	12	4	47	11.8	0	23	3.9
2015	13	8	120	15.0	2	38	9.2
2016	12	31	489	15.8	3	63	40.8
2017	11	19	249	13.1	0	32	22.6
Career	48	62	905	14.6	5	63	18.9



OKLAHOMA STATE
COWBOYS



95 VILI LEVENI
DEFENSIVE END | 6-4 | 280 | R-SENIOR
HURST, TEXAS/L.D. BELL

Pronounced VILL-ee luh-VEN-ee

Career Highs

Tackles	4, twice, last at Baylor, 2016
Tackles For Loss	2.0 vs. Pittsburgh, 2016
Sacks	1.0, twice, last vs. TCU, 2017

A senior who contributed as a starter for most of the 2017 season.

2017 (Senior): Started the first seven games of the season at defensive end ... Played in 11 regular season games, totaling 10 tackles ... Credited with a sack for a loss of 10 yards against TCU ... Also forced a fumble in that game ... Served as a captain for the TCU game ... Had multiple tackles in three regular season games.

2016 (Junior): Played in nine games before suffering an injury ... Recorded 12 total tackles, 3.5 tackles for loss and two quarterback hurries ... Also recorded two sacks ... Made his first career start against Texas ... Tallied a career-high two tackles for loss in the Cowboys' win over Pittsburgh ... Recorded at least one tackle in each appearance.

2015 (Sophomore): Missed the season due to injury.

2014 (Freshman): Played in every game as part of the rotation at defensive tackle ... Credited with 16 tackles on the year including 11 solo stops ... Made at least one tackle in nine games and set a career best with four stops in the regular season Bedlam finale ... Credited with two tackles and 1.5 tackles for loss in the Cactus Bowl win over Washington ... Had one sack for a 10 yard loss against West Virginia ... Also had a tackle for loss against UTSA and Kansas State.

2013: Redshirt.

High School: Coached by Mark Smith ... Logged 41 tackles (11 for loss) and three sacks as a senior ... Had 38 tackles (six for loss) and two sacks as a junior ... A three-star prospect by *ESPN.com*, *Rivals.com* and *Scout.com* ... Ranked as the nation's No. 68 defensive end by *Scout.com* ... A member of the *Fort Worth Star-Telegram* super team ... A top-100 Dallas-area recruit by the *Dallas Morning*

News ... Two-time first-team all-district honoree ... Carried scholarship offers from Utah, Boise State, Mississippi State, Houston and Navy, among others.

Personal: Vili Leveni was born June 3, 1995 ... Son of Melesete Leveni ... One of eight children, he has five sisters and two brothers ... Management and marketing major.

Leveni's Career Stats

Year	GP	UT-AT-TT	TFL	Sacks	INT	PBU	QBH	FF	FR	BK
2014	13	11-5-16	4.5	1.0	0	0	1	0	0	0
2015	0	0-0-0	0	0	0	0	0	0	0	0
2016	9	6-6-12	3.5	2.0	0	1	2	0	0	0
2017	11	7-3-10	1.0	1.0	0	0	1	1	0	0
Career	22	24-14-38	9.0	4.0	0	1	4	1	0	0



OKLAHOMA STATE
COWBOYS



71 BRAD LUNDBLADE
OFFENSIVE LINEMAN | 6-3 | 300 | SENIOR
ARGYLE, TEXAS/LIBERTY CHRISTIAN

2015 CoSIDA Academic All-District First Team

2015 First Team Academic All-Big 12

2016 First-Team Academic All-American (CoSIDA)

2016 First-Team Academic All-District (CoSIDA)

2016 First-Team Academic All-Big 12

2016 Vernon Grant Award (Outstanding Leadership, Spirit and Enthusiasm)

2017 First-Team All-Big 12 (Coaches)

2017 Finalist for William V. Campbell Trophy

2017 CoSIDA Academic All-District

2017 First Team Academic All-Big 12

Intelligent one-time walk-on who was put on scholarship prior to the opening of 2015 fall camp and has started every game the past two seasons.

2017 (Senior): Earned a spot on the first-team All-Big 12 squad as voted by the coaches ... A finalist for the for the William V. Campbell Trophy Finalist, also referred to as the "academic Heisman" ... A CoSIDA Academic All-District selection and a first-team Academic All-Big 12 selection ... One of only five players in the league in 2017 to earn both first-team All-Big 12 honors and first-team Academic All-Big 12 recognition ... Started 10 times during the regular season, missing the Baylor and Texas games to injury ... A leading force on an offensive line which helped Big 12 rushing leader Justice Hill surpass 1,000 rushing yards for the second straight season ... OSU averaged 4.7 yards per carry and 183.3 yards per game in 2017, both of which surpassed the team's 2016 marks ... Oklahoma State posted five games with at least 200 yards rushing, including a season-best 332 yards on the ground in the season-opener vs. Tulsa ... Played a significant part in the Cowboys rushing for 33 touchdowns, which is the most for OSU since 2013 ... Helped pave the way for Oklahoma State to become the first offense in Big 12 history with a 4,000-yard passer (Mason Rudolph), a 1,000-yard rusher (Justice Hill) and two 1,000-yard receivers (James Washington and



PLAYER BIOS



Brad Lundblade

Marcell Ateman) ... Contributed to OSU setting a school record with 747 yards of total offense against Baylor ... Also credited with a pair of tackles on the year, with both coming against TCU ... Served as a captain against Texas Tech ... Serves on the NCAA Autonomy Governance Committee as one of only three student-athlete representatives from the Big 12, as well as on the Big 12 Student-Athlete Advisory Committee.


2016 (Junior): Received several academic honors, highlighted by earning a spot on the CoSIDA Academic All-America Division I Football first team ... He was the only player from a Big 12 school to earn first-team honors in 2016 ... Also selected to the CoSIDA First-Team Academic All-District Team and the First-Team Academic All-Big 12 Team ... Started every game at center, helping guide the Cowboy offensive line back into a considerable force ... Played a major role in Justice Hill becoming the first freshman in school history to surpass 1,000 rushing yards ... A central figure of an offensive line that paved the way for a substantial uptick in the running game from the previous season, as the Cowboys went from averaging 3.6 yards per carry and 126.8 yards per game in 2015 to averaging 4.5 yards per carry and 171.0 yards per game in 2016 ... Oklahoma State had two games of 200 yards rushing in 2015, but increased that total to five such games in 2016 ... Cowboy running backs combined for 25 rushing touchdowns in 2016, matching the two-year total from 2014 and 2015 combined.

2015 (Sophomore): First team Academic All-Big 12 honoree and first-team selection to the CoSIDA Academic All-District squad ... Started every game ... Snapped without incident throughout the season.

2014 (Freshman): Walked on to the Cowboy football team as a late addition ... Played significant reps in the last seven games of the season and earned a start at Baylor.

High School: Coached by Greg Price at Liberty Christian School ... A first-team all-state selection as a senior and a junior ... Also competed in track and field, winning the state championship in the discus throw three times and twice in the shot put ... Graduated high school with a 3.9 GPA ... Regularly volunteered in the youth service at his church.

Personal: Bradford Ryan Lundblade was born Sept. 21, 1995, in Nashville, Tenn. ... Son of Kirk and Diane Lundblade ... His father, Kirk, played basketball for SMU ... Marketing major.



OKLAHOMA STATE
COWBOYS



44 PATRICK MACON

LINEBACKER | 6-3 | 240 | JUNIOR
MEMPHIS, TN/MILLINGTON CENTRAL/
ARIZONA WESTERN CC


Played a valuable role on the scout team while taking a redshirt season after coming in from the junior college level.

2017: Redshirt.

Junior College: Attended Arizona Western College, where he was coached by Tom Minnick ... Named the National Junior College Athletic Association Defensive Player of the Year as a sophomore in 2016 ... Also earned Western States Football League co-defensive player of the year and first-team all-conference honors after leading the Matadors to an 11-1 record in 2016 and an appearance in the national championship game ... Was the leading tackler for a defensive unit that ranked among the top five teams nationally in both rushing defense and passing defense and surrendered an average of only 8.0 points per game during the regular season ... Bagged 122 tackles, 27.5 tackles for loss, nine sacks and nine forced fumbles as a sophomore ... His 122 tackles ranked fourth in the nation and his 27.5 tackles for loss and nine fumbles forced both led the nation ... Also credited with two fumble recoveries, an interception and seven pass break-ups his sophomore year ... Recorded 82 tackles and four sacks as a freshman in 2015 ... Chose Oklahoma State over reported offers from Arizona, San Diego State and Utah State.

High School: Attended Millington Central HS in Millington, Tennessee, where he was coached by Chris Michael ... Earned all-state honors from the Tennessee Sports Writers Association and was all-district and a Liberty Bowl High School All-Star his senior year.

Personal: Patrick Macon, Jr. was born Nov. 8, 1996, in Memphis, Tennessee ... He is the son of Tanya and Patrick Macon.



OKLAHOMA STATE
COWBOYS



40 BROCK MARTIN

DEFENSIVE END | 6-4 | 235 | FRESHMAN
OOLOGAH, OK/OOLOGAH

A defensive end prospect who excelled as a wrestler in his high school days.

2017: Redshirt.

High School: Played for coach Brandon Craig at Oologah ... Named *The Oklahoman's* All-State Defensive Player of the Year as a senior after leading Oologah to its third straight Class 4A title game ... An all-state selection in 2015 and 2016 and the 2016 district defensive player of the year as well ... Finished his high school career with more than 50 sacks and 400 tackles ... Played predominantly at defensive end, but sometimes lined up at defensive tackle or as a blitzing linebacker ... Senior stats included 152 tackles and 17 sacks in 14 games ... Also totaled 17 tackles for loss and forced four fumbles ... Missed five games of his junior season, but still totaled 96 tackles with 17 sacks ... In five games without him, Oologah's defense allowed an average of 21 points and that number dropped to approximately 12 points per game after he returned ... Also dominated as a sophomore, recording 189 total tackles with 17 sacks, 21 tackles for loss, seven pass break ups, three forced fumbles and two safeties ... Also a two-time state champion wrestler ... Honored academically on the superintendent's honor roll ... Chose Oklahoma State over reported offers from Kansas State, Texas Tech, Baylor, Tulsa, Memphis, Kansas, SMU, Wyoming, Colorado State and Utah State.

Personal: Brock Thomas Martin was born March 1, 1999, in Grapevine, Texas ... Son of Robert and Penny Martin ... His relative, Terry Beeson, played for the Seattle Seahawks, San Francisco 49ers and Kansas Jayhawks ... Plans to study business at Oklahoma State.



PLAYER BIOS



OKLAHOMA STATE
COWBOYS



1 JALEN MCCLESKEY

RECEIVER | 5-10 | 170 | JUNIOR
COVINGTON, LA./ST. PAUL'S

2015 Team Outstanding Offensive Newcomer

Career Highs

Receptions	11, twice, last vs. West Virginia, 2016
Receiving Yards	162 at Pittsburgh, 2017
Long Reception	81 at Iowa State, 2017
Long Punt Return	67 (TD) at Texas Tech, 2015

One of the fastest players on the roster who has become one of the Cowboys' most valuable offensive playmakers ... Ranks eighth in OSU history with 151 career receptions and ninth with 15 career touchdown catches.

2017 (Junior): Part of the Biletnikoff Award watch list for 2017 ... Third on the team with 49 catches, 633 receiving yards and five receiving touchdowns ... Finished the regular season with two 100-yard receiving games, including a career-high 162 yards on seven catches at Pitt with three touchdowns, marking the most receiving scores for any Cowboy in a game in 2017 ... Named OSU's offensive player of the game for his performance at Pitt ... Had 109 receiving yards in OSU's win over Iowa State ... Had at least 48 receiving yards in seven regular season games ... Played in all 12 regular season games and started seven ... Had at least one catch in every game but one ... Five punt returns for 16 yards, with a long return of 13 yards ... Served as a team captain at Pitt ... Had a career-long 81-yard catch at Iowa State to mark OSU's second-longest offensive play of the season ... 31 of his 49 catches this season resulted in a first down or touchdown ... Has 11 catches that gained at least 20 yards, which ranks as the third-most on the team.

2016 (Sophomore): Led the team with 73 receptions and ranked second on the squad with 812 receiving yards and seven receiving touchdowns ... Ranked third in the Big 12 with 73 receptions ... Played a vital role in all 13 games and started 10 times ... Made at least two catches in every game ... Made a career-best 11 catches in each game against West Virginia and Central Michigan ... One of four Cowboys to surpass 100 yards receiving in a single game in 2016, as he did so three times ... Had 129 receiving yards at Kansas, 109 yards vs. Texas and 103 yards vs. Central Michigan ... Recorded a season-long 52-yard touchdown catch against Texas ... Also had a 36-yard touchdown grab against the Longhorns for a season-best two-touchdown game ... Had 13 receptions for at least 20 yards, which ranked as the second-most on the team and the eighth-most in the Big 12 ... Had six catches of at least 30 yards ... Ranked third on the team with 885 all-purpose yards ... Threw a pass to Rennie Childs to successfully complete a two-point conversion and help seal a 43-37 win at Kansas State ... Also recorded seven punt returns for 64 yards and carried the ball three times for nine yards.

2015 (Freshman): OSU coaches honored him with the Russell Okung Award for the team's outstanding newcomer ... One of four true freshmen to see the field for the Cowboys ... Played in every game ... Ranked fourth on the team with 29 catches ... Totaled 253 receiving yards and made three touchdown catches ... Made at least one catch in every game but one, with a season-high five catches at Texas Tech ... His highest receiving output of the year was 58 yards against UTSA ... Hauled in a season-long 56-yard catch vs. Central Arkansas ... Caught his first career touchdown reception against Kansas State and added two more against Baylor ... Handled OSU's punt return duties with 22 returns for 111 yards, including a season-best 67-yard return for a touchdown at Texas Tech ... Named OSU's special teams player of the game for his performance at Texas Tech.

High School: Played for coach Ken Sears at St. Paul's ... Caught 95 passes for 1,446 yards and 17 touchdowns as a senior ... Totaled 41 receptions for 657 yards and 10 touchdowns as a junior ... Listed on the academic honor roll ... Received all-district honors as a junior and senior ... Named St. Paul's athlete of the year his sophomore year ... Also excelled on the track and field team, earning all-district honors in the triple jump ... Recruited by Air Force, South Florida, Southeastern Louisiana, Southern Miss and Tulane, among others.

Personal: Jalen McCleskey was born Aug. 6, 1997, in New Orleans, La. ... Son of J.J. and Susan McCleskey ... His dad played college football at Tennessee and for the Saints and the Cardinals in the NFL ... Sports media major.

McCleskey's 2015 Game-by-Game Receiving Stats

Date	Opponent	No.	Yds.	TD	Long
Sept. 3	at Central Michigan	1	-1	0	0
Sept. 12	Central Arkansas	1	56	0	56
Sept. 19	UTSA	3	58	0	19
Sept. 26	at Texas	0	0	0	0
Oct. 3	Kansas State	3	12	1	4
Oct. 10	at West Virginia	1	6	0	6
Oct. 24	Kansas	1	20	0	20
Oct. 31	at Texas Tech	5	9	0	4
Nov. 7	TCU	4	30	0	18
Nov. 14	at Iowa State	1	22	0	22
Nov. 21	Baylor	3	16	2	9
Nov. 28	Oklahoma	3	1	0	3
Jan. 1	vs. Ole Miss	3	24	0	20

McCleskey's 2016 Game-by-Game Receiving Stats

Date	Opponent	No.	Yds.	TD	Long
Sept. 3	SE Louisiana	4	27	0	11
Sept. 10	Central Michigan	11	103	1	28
Sept. 17	Pittsburgh	3	17	0	12
Sept. 24	at Baylor	5	77	0	21
Oct. 1	Texas	4	109	2	52
Oct. 8	Iowa State	5	74	1	36
Oct. 22	at Kansas	6	129	0	47
Oct. 29	West Virginia	11	66	1	19
Nov. 5	at Kansas State	8	68	1	19
Nov. 12	Texas Tech	5	50	1	26
Nov. 19	at TCU	5	26	0	9
Dec. 3	at Oklahoma	2	16	0	12
Dec. 29	vs. Colorado	4	50	0	18

McCleskey's 2017 Game-by-Game Receiving Stats

Date	Opponent	No.	Yds.	TD	Long
Aug. 31	Tulsa	1	-2	0	-2
Sept. 8	at South Alabama	4	19	0	13


Sept. 16	at Pittsburgh	7	162	3	48
Sept. 23	TCU	4	79	0	34
Sept. 30	at Texas Tech	5	48	1	21
Oct. 14	Baylor	4	49	1	25
Oct. 21	at Texas	8	78	0	29
Oct. 28	at West Virginia	0	0	0	0
Nov. 4	Oklahoma	2	15	0	9
Nov. 11	at Iowa State	5	109	0	81
Nov. 18	Kansas State	2	9	0	6
Nov. 25	Kansas	7	67	0	16

McCleskey's Career Receiving Stats

Year	G	Rec.	Yds.	Avg.	TD	Long	Avg./G
2015	13	29	253	8.7	3	56	19.5
2016	13	73	812	11.1	7	52	62.5
2017	12	49	633	12.9	5	81	52.8
Career	38	151	1698	11.2	15	81	44.7

McCleskey's Career Special Teams Stats

Year	GP	KR	Yds	Avg	TD	Long	PR	Yds	Avg	TD	Long
2015	13	1	20	20.0	0	20	22	111	5.0	1	67
2016	13	0	0	0.0	0	0	7	64	9.1	0	18
2017	12	0	0	0.0	0	0	5	16	3.2	0	13
Career	38	1	20	20.0	0	20	34	191	5.6	1	67



OKLAHOMA STATE
COWBOYS



39 JAKE MCCLURE

PUNTER | 6-3 | 195 | FRESHMAN
CHATTANOOGA, TN/EAST HAMILTON

A versatile player who handled all of his high school's kicking duties ... Part of the scout team while redshirting in 2017.

2017: Redshirt.

High School: Played for coach Ted Gatewood at East Hamilton ... Named an all-state class 4A kicker by the Tennessee Sports Writers Association, going 12-for-14 on field goal attempts as a senior with a long of 56 yards ... Also averaged roughly 46 yards per punt in his last high school season and earned all-region honors ... Went 4-for-8 on field goal attempts as a junior while hitting 63 of 65 PAT attempts and averaging 42 yards per punt ... Played soccer and tennis in high school, and was also involved with FCA, Special Olympics, prom committee, Tri-Community Volunteer Fire Department and Firebrand Youth ... Also held an offer from Colorado State.

Personal: Jake Alexander McClure was born Feb. 1, 1999, in Chattanooga, Tenn. ... Son of Al and Kris McClure ... His brother, Jaxon McClure, played soccer at Lee University ... Plans to study marketing at Oklahoma State.



PLAYER BIOS



OKLAHOMA STATE
COWBOYS



32 KRIS MCCUNE
CORNERBACK | 6-2 | 200 | FRESHMAN
FORNEY, TX/DALLAS CHRISTIAN

A versatile player who played running back, wide receiver and defensive back in high school ... Redshirted in 2017.

2017: Redshirt.

High School: Played for coach Mike Wheeler at Dallas Christian ... Named the defensive MVP at the Blue-Grey All-American Bowl following his senior season ... A first-team all-state and all-district defensive back as a senior, leading his team to an 11-1 record and state quarterfinals appearance ... Named to the all-district second team as a defensive back and an honorable mention all-district pick as a running back after his junior season in 2015 ... An all-district selection all four years of his high school career ... Also a standout in basketball, baseball and track and field and involved with Boy Scouts ... Held additional offers from Texas Tech and Kansas.

Personal: Kristopher Deonza Marquise McCune was born Oct. 6, 1998 ... Son of Reg and Marquita Murray ... Plans to study business at Oklahoma State.



OKLAHOMA STATE
COWBOYS



25 COLE MCKNIGHT
RECEIVER | 5-11 | 180 | R-SENIOR
CUSHING, OKLA./CUSHING

2017 First Team Academic All-Big 12

A valuable member of the scout team who served as the Cowboys' backup holder for field goals and PAT attempts in 2016.

2017 (Senior): First team Academic All-Big 12 ... Served as a captain against Kansas ... Played in OSU's wins over Tulsa and Kansas.

2016 (Junior): Played late against Kansas ... Did not record any stats ... Served as the Cowboys' backup holder for field goals and PAT attempts.

2015 (Sophomore): Played late against Kansas ... Did not record any stats.

2014 (Freshman): Competed on the scout team.

High School: Attended Cushing HS in Cushing, Okla., where he was coached by Barrett Shupe ... Class 3A all-district wide receiver and member of the *Stillwater NewsPress* all-area team ... Also played basketball and soccer, earning all-district honors in 2009, 2010 and 2011 and honorable mention all-state in 2012 ... Member of the superintendent's honor roll, the principal's honor roll and the National Honor Society ... Recipient of the OSU Academic Excellence Scholarship ... Participated in the Fellowship of Christian Athletes and Family Career and Community Leaders of America.

Personal: Cole McKnight was born March 5, 1995, in Tulsa ... Son of Steve and Kim McKnight ... Is a black belt in mixed martial arts ... His grandfather, Jerry Holderread, played football at Oklahoma State and his cousin, Isaac McKnight, swam at Missouri State ... Nutritional sciences major, with an option in allied health.



OKLAHOMA STATE
COWBOYS



5 JEREL MORROW
SAFETY | 5-10 | 205 | R-SENIOR
EMPORIA, KAN./EMPORIA

Pronounced juh-RELL

2014 Second-Team Academic All-Big 12
2015 Second Team Academic All-Big 12
2015 OSU Outstanding Special Teams Player
2016 OSU Outstanding Special Teams Player

Career Highs

Tackles 4, three times, last vs. Texas, 2016
TFL 1.0, twice, last vs. Tulsa, 2017
Pass Break Ups 1, six times, last at West Virginia, 2017
Interceptions 1 at West Virginia, 2017

Outstanding performer on special teams throughout his career who saw his defensive role increase in 2017.

2017 (Senior): Played in all 12 regular season games, playing a role on the defense and on special teams ... Recorded his first career interception at West Virginia, following it up with a 20-yard return ... Served as a captain for the South Alabama, Pitt and Bedlam games ... Finished the regular season with 16 total tackles, including two tackles for loss ... Recorded at least one tackle in nine games ... Added a fumble recovery against Tulsa.

2016 (Junior): Played in 12 games as a junior, recording nine tackles and a pass breakup ... Recovered a fumble in the Cowboys' season-opening win over Southeastern Louisiana.

2015 (Sophomore): OSU coaches named him the team's outstanding special teams player for the year after he



Jerel Morrow

logged a team-high number of snaps on special teams ... Second team Academic All-Big 12 honoree ... Played in every game and finished with 14 total tackles, including 12 solo stops ... Had a season-high four tackles against UTSA.

2014 (Freshman): Saw action in every game and started once against Kansas State ... Credited with 13 tackles on the year and one sack against UTSA ... Also had a season high of four tackles against UTSA and at least one tackle in eight games.

2013: Redshirt.

High School: Coached by Bill Lowe ... Ranked as the No. 1 player in the state of Kansas by *ESPN.com* and *Rivals.com* ... Played in the Offense-Defense All-America Bowl ... Hauled in 38 receptions for 726 yards and five touchdowns as a senior ... Earned first-team all-state accolades as both a wide receiver and as a defensive back by different outlets ... *Rivals.com* tabbed him as the nation's No. 17 player under the "athlete" category ... Had scholarship offers from Nebraska, Missouri, Kansas State and Kansas among numerous others.

Personal: Jerel Morrow was born Sept. 22, 1994 ... Son of Tammy and Leon Morrow ... Marketing major.

Morrow's Career Stats

Year	GP	UT-AT-TT	TFL	Sacks	INT	PBU	QBH	FF	FR	BK
2014	13	12-1-13	1.0	1.0	0	0	0	0	0	0
2015	13	12-2-14	0.0	0.0	0	0	0	0	0	0
2016	12	6-3-9	0.0	0.0	0	1	0	0	1	0
2017	12	13-3-16	2.0	0.0	1	0	0	0	1	0
Career	50	43-9-52	3.0	1.0	1	1	0	0	2	0



PLAYER BIOS



OKLAHOMA STATE
COWBOYS




13 LAMARCUS MORTON
CORNERBACK | 6-1 | 165 | FRESHMAN
GILMER, TX/GILMER

A developing young player in the secondary.

2017: Redshirt.

High School: Played wide receiver and cornerback for coach Matt Turner at Gilmer, finishing his high school career with 2,108 receiving yards, 23 receiving touchdowns, 72 tackles, 12 pass break ups and two interceptions ... As a senior he finished with 1,368 yards and 15 touchdowns on 67 receptions and was the leading receiver on a team that finished 13-2 and reached the state semifinals ... Also had 32 tackles and five pass break ups on defense ... Named to the Texas APSE Class 4A all-state second team as a senior ... Junior season numbers included 589 receiving yards and seven touchdowns on 34 catches while making 18 tackles, six pass break ups and two interceptions on defense ... Caught eight passes for 151 yards and a touchdown and made 22 tackles and one pass break up as a sophomore ... The Buckeyes had a record of 43-3 during his time on the varsity team, with a state championship his sophomore year and state semifinal appearances his junior and senior years ... Chose Oklahoma State over reported offers from Texas Tech, Indiana, Houston, Memphis, Tulsa, Louisiana Tech, Colorado State, UTSA and others.



OKLAHOMA STATE
COWBOYS



92 CAMERON MURRAY
DEFENSIVE TACKLE | 6-2 | 290 | R-FRESHMAN
BRYANT, ARK./BRYANT

2017 First Team Academic All-Big 12

Career Highs

Tackles	1, three times, last vs. Kansas, 2017
TFL	1.0 vs. Kansas, 2017
Sacks	1.0 vs. Kansas, 2017

A developing defensive line prospect who saw his first game action as a freshman in 2017.

2017 (Freshman): First-team Academic All-Big 12 ... Played in five regular season games, recording three tackles ... Had a seven-yard sack in the regular-season finale against Kansas.

2016: Redshirt.

High School: Played for coach Paul Calley at Bryant ... Helped lead his team to a 9-3 record as a senior ... Was a dominant force on the defense for three seasons ... Named the 7A/6A-Central Conference co-defensive player of the year, as well as an all-state selection as a senior ... Recorded 10 tackles for loss and 51 tackles as a senior.

Personal: Cameron Murray was born Nov. 6, 1997 ... Son of Gerald and Andrette Murray ... Undeclared major.

Murray's Career Stats

Year	GP	UT-AT-TT	TFL	Sacks	INT	PBU	QBH	FF	FR	BK
2017	5	3-0-3	1.0	1.0	0	0	0	0	0	0
Career	5	3-0-3	1.0	1.0	0	0	0	0	0	0



OKLAHOMA STATE
COWBOYS



28 THABO MWANIKI
SAFETY | 5-11 | 185 | FRESHMAN
DENTON, TX/GUYER

Pronounced TAW-bo MWAH-nee-kee

Career Highs

Tackles	3, three times, last vs. Oklahoma, 2017
TFL	No career tackles for loss
Pass Break Ups	No career pass break ups
Interceptions	1 vs. Baylor, 2017

Gained valuable experience as a true freshman in 2017 ... Part of the pipeline to Oklahoma State from Denton Guyer HS.

2017 (Freshman): The only true freshman to start for the Cowboys in 2017, as he earned the starting nod in his second career game at South Alabama, then again later in the season against Kansas State ... Recorded his first career interception in OSU's win over Baylor ... Finished the regular season with 21 tackles, including 18 solo stops ... Five of his tackles came on special teams ... Recorded three tackles each against South Alabama, Baylor and Oklahoma ... Had multiple tackles in eight regular season games.


High School: Played for coach John Walsh at Denton Guyer HS, filling a versatile roll as a defense back, linebacker, ball carrier, wide receiver and quarterback ... Filled up the stat sheet as a senior, recording 64 tackles, nine passes defended and an interception on defense while totaling 243 rushing yards and four touchdowns on 43 carries, 261 receiving yards and one touchdown on 16 receptions and 63 passing yards with zero interceptions on 9-of-15 passing on offense ... A second-team selection at safety to the 6-6A all-district team as a senior despite covering such a wide range of responsibilities on the team ... Junior numbers included 61 total tackles, 14 tackles for loss, two sacks, six pass break ups and fumble recovery on defense and 293 receiving yards and touchdown on

18 catches on offense ... Saw his first varsity action as a sophomore, totaling 56 tackles, five tackles for loss, a pass break up and a fumble recovery ... Earned first-team all-district honors at linebacker as a junior and was a second-team all-district selection at safety as a sophomore ... Also competed for the track and field team ... Chose Oklahoma State over reported offers from TCU, UCLA, Colorado, Baylor, SMU, Kansas, Army, Air Force, Colorado State, Connecticut, Fresno State, New Mexico, North Texas and UTSA.

Personal: Thabo Mwaniki was born May 18, 1999, in Princeton, N.J. ... Son of Juliet Mwaniki ... His relative, Mathias Kiwanuka, played for Boston College and the New York Giants ... Plans to study industrial engineering at Oklahoma State.

Mwaniki's Career Stats

Year	GP	UT-AT-TT	TFL	Sacks	INT	PBU	QBH	FF	FR	BK
2017	12	18-3-21	0.0	0.0	1	0	0	0	0	0
Career	12	18-3-21	0.0	0.0	1	0	0	0	0	0



OKLAHOMA STATE
COWBOYS



68 DEIONTE NOEL
OFFENSIVE LINE | 6-2 | 325 | R-JUNIOR
CIBOLO, TEXAS/STEELE

A developing prospect who adds depth to the offensive line and played in some important situations in 2017.

2017 (Junior): Played in five games during the regular season, including filling in during key minutes in OSU's overtime win over Texas in Austin ... Also appeared against South Alabama, Pittsburgh, Baylor and Kansas.

2016 (Sophomore): Played in the Cowboys' season opener against Southeastern Louisiana, but did not record any statistics.

2015 (Freshman): Saw action in one game, playing late against Kansas.

2014: Redshirt.

High School: Attended Steele HS in Cibolo, Texas, where he was coached by Scott Lehnhoff and Mike Jinks ... Listed as the No. 56 offensive guard in the country and as a three-star recruit by ESPN ... Named to the all-district Team in 2012 and 2013 ... Also recruited by Houston, Rice, Boise State and Texas Tech.

Personal: Deionte Antonio Noel was born Jan. 13, 1996 ... Son of Leslie Noel ... Undeclared major.



PLAYER BIOS



OKLAHOMA STATE
COWBOYS



86 BARON ODOM


COWBOY BACK | 6-5 | 225 | FRESHMAN
WYNNEWOOD, OK/WYNNEWOOD

Developing young player with good size.

2017: Redshirt.

High School: Played for coach Richard Norman at Wynnewood ... Led his team to an 11-4 record and a state championship game appearance as a senior, earning third team all-state honors from *The Oklahoman* and honorable mention all-state honors from the *Tulsa World* ... *Vype* Top 100 blue-chip prospect in Oklahoma ... Missed the first five games of his senior year with an injury, but in his next 10 games he caught 15 passes for 396 yards and seven touchdowns, while racking up 53 tackles, six sacks, seven tackles for loss, an interception, a forced fumble and a blocked kick on defense ... Played in 10 games as a junior, leading his team with 16 catches, 407 receiving yards and five receiving touchdowns ... Also recorded 25 tackles and a sack on defense ... Caught 19 passes for 388 yards and five touchdowns as a sophomore ... Also a talented athlete on the Wynnewood basketball, baseball and track and field teams ... Chose Oklahoma State over offers from Rice, Air Force, Army, Central Arkansas, Wyoming and others.

Personal: Baron Malone Odom was born March 5, 1998, in Weatherford, Texas ... Son of Brad and Tammy Odom ... Father, Brad, played football for East Central University, winning a national championship ... Uncle, Barry Odom, played football for Missouri and is now the head coach at Mizzou ... Uncle, Brian, played football for Oklahoma and Southeastern ... Plans to study computer science at OSU.



OKLAHOMA STATE
COWBOYS



11 AMEN OGBONGBEMIGA

LINEBACKER | 6-0 | 225 | R-FRESHMAN
CALGARY, ALBERTA, CANADA/NOTRE DAME HS

Pronounced AY-men awg-BONG-beh-MEE-guh

2017 First Team Academic All-Big 12

Career Highs

Tackles	5 vs. Pittsburgh, 2017
Tackles For Loss	1.0, twice, last vs. Baylor, 2017
Sacks	No career sacks

A backup linebacker who played a role on defense and special teams in every game in 2017.

2017 (Freshman): First-team Academic All-Big 12 ... Played in all 12 regular season games on defense and special teams ... Recorded 16 tackles with 13 solo stops ... Credited with 2.0 tackles for loss for five total yards and one quarterback hurry ... Had one tackle for loss at South Alabama and one against Baylor ... Had a season-best five-tackle day in OSU's win at Pittsburgh ... Had multiple tackles in five regular season games.


2016: Redshirt.

High School: Played for coach Dave Diluzio at Notre Dame HS ... Part of a 37-game win streak that nearly set a Canadian record ... As a senior, he recorded 110 total tackles, 15 tackles for loss, four sacks, five forced fumbles and three fumble recoveries ... Junior year stats included 104 tackles, 13 tackles for loss, four forced fumbles, two fumble recoveries and three sacks ... Named first team all-district and his team's MVP as a senior ... A three-time academic honor roll selection ... Also competed in track and field.

Personal: Amen Ogbongbemiga was born Sept. 4, 1998, in Lagos, Nigeria ... Moved to Houston, Texas in 2003 then moved to Calgary in 2011 ... Son of Ngozi and Ayo Ogbongbemiga ... His brother, Alex, played football at Houston and in the Canadian Football League ... Accounting major.

Ogbongbemiga's Career Stats

Year	GP	UT-AT-TT	TFL	Sacks	INT	PBU	QBH	FF	FR	BK
2017	12	13-3-16	2.0	0.0	0	0	1	0	0	0
Career	12	13-3-16	2.0	0.0	0	0	1	0	0	0



OKLAHOMA STATE
COWBOYS



91 DEQUINTON OSBORNE

DEFENSIVE TACKLE | 6-0 | 305 | R-SENIOR
GRAND PRAIRIE, TEXAS/SOUTH GRAND PRAIRIE/
KILGORE JC

First-Team All-Big 12 (Coaches)

Career Highs

Tackles	3, twice, last vs. Iowa State, 2016
Tackles For Loss	2.5 vs. Iowa State, 2016
Sacks	2.5 vs. Iowa State, 2016

Junior college transfer who is a disruptive force on the interior of the Oklahoma State defensive line.

2017 (Senior): Earned first-team All-Big 12 honors as voted by the coaches ... Started all 12 regular season games at defensive tackle and was one of most disruptive players in the Big 12 ... His 5.5 sacks lead the team this season and are fifth in the Big 12 ... Has 11.0 tackles for

loss to lead the Cowboy defense ... Finished the regular season with 39 total tackles and 26 solo stops ... Also credited with a pair of quarterback hurries ... Served as a captain for the South Alabama and Kansas State games ... Named the OSU defensive player of the game for his performance in the season opener against Tulsa ... Finished with a career-high seven tackles in Bedlam ... Also had six tackles against Kansas and TCU, and five tackles against Kansas State and Tulsa ... Showed up in the sack column in six games - vs. South Alabama, Pitt, Texas Tech, Oklahoma, Kansas State and Kansas ... Had at least one tackle for loss in eight regular season games, with a high of three in the regular season finale against Kansas ... Recovered a fumble in OSU's win at South Alabama.

2016 (Junior): Played in 11 games as part of the rotation on the defensive line ... Ranked third on the team with 3.5 sacks ... His 2.5 sacks against Iowa State matched the highest single-game total for any Cowboy ... Also credited with a sack against Central Michigan ... Intercepted a pass after dropping back in coverage against Kansas and returned it 27 yards just short of the end zone for one of the Cowboys' most memorable plays of the year ... That play was one of three OSU plays nominated for the Piesman Trophy ... Finished with 12 tackles and 10 solo stops to go with his 5.5 tackles for loss ... Multiple-tackle games included three tackles in the opener vs. Southeastern Louisiana, three vs. Iowa State, two vs. Kansas and two against Colorado as part of the Cowboys' win over the 10th-ranked Buffaloes in the Alamo Bowl.

Prior to OSU: Junior college transfer from Kilgore JC, where he totaled 61 tackles, 17 tackles for loss, six sacks, one interception and one pass breakup as sophomore in 2015 en route to securing first-team All-America recognition from the NJCAA ... First-team all-conference selection who was tabbed as the league's defensive player of the year in 2015 ... Led his team to the 2015 conference title ... As a freshman in 2014, he made 66 tackles, 13 tackles for loss, nine sacks, one interception, one forced fumble and one fumble recovery ... Sat out 2013 season as true freshman redshirt at Missouri before transferring to Kilgore.

High School: Attended South Grand Prairie HS in Grand Prairie, Texas, where he was coached by Brent Whitson ... Had 58 tackles, 14 tackles for loss, four sacks and a fumble recovery his senior year ... Was a first-team all-district honoree in 2013.

Osborne's Career Stats

Year	GP	UT-AT-TT	TFL	Sacks	INT	PBU	QBH	FF	FR	BK
2016	11	10-2-12	5.5	3.5	1	0	2	0	0	0
2017	12	26-13-39	11.0	5.5	0	0	2	0	1	0
Career	23	36-15-51	16.5	9.0	1	0	4	0	1	0



PLAYER BIOS



OKLAHOMA STATE
COWBOYS



93 JARRELL OWENS

DEFENSIVE END | 6-3 | 265 | R-JUNIOR
PALESTINE, TEXAS/PALESTINE

Pronounced juh-RELL

Career Highs

Tackles	5 at Oklahoma, 2016
TFL	2.0 at South Alabama, 2017
Sacks	1.0, six times, last at Iowa State, 2017
Hurries	1 vs. Baylor, 2017

An effective performer off the edge who has shown the ability to make plays at key moments.

2017 (Junior): Was slowed by injury, but still played in all 12 regular season games, totaling six solo tackles and 3.0 tackles for loss ... Added two pass break ups, three quarterback hurries and a sack for a loss of three yards in OSU's win at Iowa State ... Had two tackles for loss in OSU's win at South Alabama.

2016 (Sophomore): Played in all 13 games and started 12 ... Credited with 25 tackles, which included 17 solo tackles and 5.5 tackles for loss ... Did his best work down the stretch, as he had at least three tackles in three of his last four games ... Made at least one tackle in 11 games, including a career-best five at Oklahoma and four against Colorado in the Cowboys' win over the 10th-ranked Buffaloes in the Alamo Bowl ... His 2.5 sacks were the fourth-most on the team ... Made one sack in each of the first two games and another half sack vs. Iowa State ... Had a career-best 2.0 tackles for loss in the season opener ... Part of one of the most memorable plays of the year as he gained 29 interception return yards after receiving a lateral from Vincent Taylor, who received a lateral from Jordan Sterns, who intercepted a pass after it bounced off of a Kansas receiver ... That play was nominated for the Piesman Trophy.

2015 (Freshman): A regular contributor in the defensive end rotation who played in every game ... Finished with 11 tackles and eight solo stops ... Added 3.0 sacks and 3.0 tackles for loss, two quarterback hurries, a pass breakup and a forced fumble ... His first career tackle was a third-down sack at a critical juncture in the fourth quarter of OSU's win over Texas in Austin ... Sacked Trevone Boykin for a 10-yard loss in OSU's 49-29 win over No. 5 TCU ... Had another critical fourth-quarter sack that forced a fumble and turnover to seal OSU's win at TTU.

2014: Redshirt.


High School: Coached by Lance Angel ... Played primarily at running back, finishing his senior year with 81 carries for 678 yards and six touchdowns and 14 receptions for 232 yards and two touchdowns ... Also tallied 23 tackles, six

tackles for loss and two forced fumbles ... Honorable mention all-East Texas, first team all-district and *Waco Tribune* top 50 Texas recruit as a senior ... Second team all-district as a junior ... Was a TCU commit before switching to OSU ... A four-star recruit on *Scout.com* and the No. 37 defensive end prospect in the nation ... Played basketball, averaging nine points and five rebounds per game ... Also offered by Texas Tech, Louisiana-Monroe and Texas State and recruited by Baylor, Iowa and Oklahoma.

Personal: Jarrell Owens was born Oct. 11, 1994 ... Son of Shelley Carter ... University studies/agricultural sciences and natural resources major.

Owens' Career Stats

Year	GP	UT-AT-TT	TFL	Sacks	INT	PBU	QBH	FF	FR	BK
2015	13	8-3-11	3.0	3.0	0	1	2	1	0	0
2016	13	17-8-25	5.5	2.5	0	0	3	0	0	0
2017	12	6-0-6	3.0	1.0	0	2	3	0	0	0
Career	38	31-11-42	11.5	6.5	0	3	8	1	0	0



OKLAHOMA STATE
COWBOYS



89 AUSTIN PARKER

WIDE RECEIVER | 6-1 | 195 | R-JUNIOR
GRAPEVINE, TEXAS/GRAPEVINE
SOUTHEASTERN OKLAHOMA STATE

2017 First Team Academic All-Big 12

A walk-on who has contributed on the scout team and seen some game action.

2017 (Junior): First-team Academic All-Big 12 ... Saw action in four regular-season games, including the first three against Tulsa, South Alabama and Pitt ... Also played against Baylor ... Returned a kickoff for 18 yards in OSU's win at South Alabama.

2016 (Sophomore): Saw action in the Cowboys' season opener against Southeastern Louisiana but did not record any statistics.

2015: Redshirt

2014 (Freshman): Played for coach Bo Atterberry at Southeastern Oklahoma State University.

High School: Coached by Dave Henigan at Grapevine High School ... Named Team MVP as a junior and team offensive MVP as a senior ... Also ran track and played basketball.

Personal: Austin Parker was born Jan. 26, 1996, in Claremore, Okla. ... Son of Brent and Deanna Parker ... Father, Brent, played football at Oklahoma State ... Uncle, Brad Parker, played football at Colorado ... Marketing major.



OKLAHOMA STATE
COWBOYS



19 JUSTIN PHILLIPS

LINEBACKER | 6-0 | 230 | R-JUNIOR
PEARLAND, TEXAS/PEARLAND

2016 Outstanding Special Teams Player Award

Career Highs

Tackles	14 vs. Texas Tech, 2016
Sacks	1.0, five times, last vs. Kansas State, 2017
TFL	2.5 vs. Baylor, 2017
Forced Fumbles	2 vs. Baylor, 2017

Firmly established as a leader of the defense, he will be among the top overall performers on the team returning for 2018.

2017 (Junior): Started all 12 regular season games at linebacker ... OSU's third-leading tackler this season with 59 total tackles, including 41 solo stops ... Pick-sixes in back-to-back games, with one going for 25 yards in OSU's win at South Alabama and another going for 10 yards in OSU's win at Pitt ... Has 9.5 tackles for loss in 2017 to rank third on the team and lead all Cowboy linebackers ... Had at least one tackle in every game and at least five tackles in nine games ... Had a season-best seven-tackle game in OSU's overtime win at Texas ... Had a sack in the Baylor and Kansas State games and a half-sack in the Texas game ... Made at least one tackle for loss in seven games, with a season high of 2.5 against Baylor ... Forced two fumbles in OSU's win over Baylor and another against Kansas State ... His three forced fumbles in 2017 leads the team ... Served as a captain for the Baylor and West Virginia games ... OSU's defensive player of the game in the Cowboys' win at South Alabama ... Added two pass break ups and a quarterback hurry on the year.

2016 (Sophomore): Became more and more valuable as the season went on and his playing time increased accordingly ... Played in all 13 games and started against Texas Tech and Oklahoma ... Ranked fourth among OSU's linebackers with 42 tackles and 24 solo stops ... His 42 tackles led all Cowboy underclassmen ... Had a career day in OSU's one-point win over Texas Tech as he recorded a game-high 14 tackles, sacked Patrick Mahomes for a loss of nine yards and forced a fourth-quarter fumble that was recovered by teammate Vincent Taylor ... Forced a fumble against Colorado in the Alamo Bowl ... Also had a six-tackle outing against Southeastern Louisiana in the opener, a five-tackle day in OSU's win at TCU and three tackles against Pitt, West Virginia and OU ... Had at least one tackle in all but two games ... Intercepted TCU's Kenny Hill and was credited with half a sack against him ... Also had a sack in the season opener against SLU and his 2.5 sacks on the year ranked as the fourth-most on the team.

2015: Redshirt.



PLAYER BIOS



Justin Phillips


2014 (Freshman): Saw action in eight games as a true freshman ... Excelled on special teams from day one and finished the season as one of the team leaders with six tackles on kickoff returns despite missing five games to injury ... Saw significant action at the "star" linebacker position in OSU's Bedlam win over No. 18 Oklahoma in Norman, recording a season-high 10 tackles (seven solo) in that contest.

High School: Coached by Tony Heath ... Finished his senior year with 86 tackles, including 61 unassisted, 11 tackles for loss and two sacks ... Also snagged two interceptions, two fumbles recovered and a forced fumble ... Had a forced fumble and 88-yard return for a score in the Texas 5A state championship game ... As a senior, *Houston Chronicle* defensive player of the year, *Associated Press* Sports Editors honorable mention Class 5A all-state team, first team all-Greater Houston, defensive player of the year in district 22-5A, first team all-district, and *Texas High School Football* all-elite team Class 5A Region III ... First team selection on *Dave Campbell's Texas Football* 2013 All-Texas high school team ... Also participated in track and basketball ... Held scholarship offers from Baylor, Boise State and Iowa State, among others.

Personal: Justin Phillips was born Oct. 10, 1995, in Houston ... Son of Jeff and Donna Phillips ... Management major.

Phillips' Career Stats

Year	GP	UT-AT-TT	TFL	Sacks	INT	PBU	QBH	FF	FR	BK
2014	8	12-6-18	0.0	0.0	0	0	0	0	0	0
2015		Redshirt								
2016	13	24-18-42	2.5	2.5	1	1	0	2	0	0
2017	12	41-18-59	9.5	2.5	2	2	1	3	0	0
Career	33	77-42-119	12.0	5.0	3	3	1	5	0	0



OKLAHOMA STATE
COWBOYS



38 PHILIP REDWINE-BRYANT

SAFETY | 6-2 | 215 | R-SOPHOMORE
HARKER HEIGHTS, TEXAS/ACADEMY

A walk-on who has contributed on the scout team and seen game action.

2017 (Sophomore): Played in four games during the regular season, taking the field against Tulsa, TCU, Baylor and Kansas.

2016 (Freshman): Saw his first collegiate action late in the Cowboys' season opener against Southeastern Louisiana but did not record any stats.

2015: Redshirt

High School: Attended Academy HS in Little River, Texas, where he was coached by Michael Nichols ... Three-year varsity performer who earned first-team all-district honors his senior year and was second-team all-district as a junior ... Had 44 catches for 836 yards and six touchdowns as a senior ... Also competed in basketball, baseball and track and field ... As a senior, he was the basketball team's defensive MVP ... Four-year varsity performer in baseball ... On the track, he was a regional qualifier in the 4x400 meter relay and the shot put ... Area finalist in the discus ... Recognized as a distinguished graduate.

Personal: Philip Terran Redwine-Bryant was born Aug. 12, 1997, in San Antonio, Texas ... Son of Trinity Early and Michael Redwine ... Majoring in psychology.



OKLAHOMA STATE
COWBOYS



7 RAMON RICHARDS

SAFETY | 5-11 | 185 | SENIOR
SAN ANTONIO, TEXAS/G.W. BRACKENRIDGE

Pronounced ruh-MOAN

2016 Vernon Grant Award (Outstanding Leadership, Spirit and Enthusiasm)

Career Highs

Tackles	9 at Texas Tech, 2017
TFL	2.0 vs. Kansas, 2017
Pass Break Ups	2, four times, last at West Virginia, 2017
Interceptions	1, 10 times, last at West Virginia, 2017

A converted high school quarterback who has morphed into one of the leaders of the Cowboy defense ... His 34 career starts are the second-most among OSU's defensive players ... Played primarily cornerback during his first three collegiate seasons, but played safety in 2017 ... His 10 career interceptions lead the team and are among the NCAA's active career leaders.

2017 (Senior): Started 11 regular-season games and played in all 12 ... Named OSU's defensive player of the game against Texas after he intercepted a pass in the endzone on the last play of the game to seal OSU's overtime win in Austin ... Had two interceptions during the regular season, with one for a 24-yard return in OSU's win at West Virginia to go with his game-clinching pick at Texas ... Recorded at least one tackle in every game, at least three tackles in 10 games and at least five tackles in seven games ... Logged a career high with nine tackles in OSU's win at Texas Tech ... His five tackles for loss led the OSU secondary ... Served as a captain for the Texas Tech, Texas and Kansas games.

2016 (Junior): One of the vocal leaders of the Cowboy defense who started every game in 2016 ... Tied for the team lead and ranked seventh in the Big 12 with three interceptions on the year ... Sealed OSU's 45-38 win over Pitt with an interception in OSU territory with less than 30 seconds remaining in the game ... Had a highlight-reel 59-yard interception return against No. 10 West Virginia in which he ran from sideline to sideline and set up the Cowboy offense for a nine-yard touchdown drive ... His interception of Cooper Rush in the final minutes of the Central Michigan game would have clinched the game if not for a controversial finish to the game ... Scored a touchdown on one of the plays of the year in college football when he returned a fumble nine yards into the end zone after receiving a lateral from Devante Averette, who tiptoed the sideline while diving out of bounds to recover the fumble ... Ranked second on the team with six pass break-ups ... His 64 total tackles were the fourth-most on the team and led all Cowboy cornerbacks ... Credited with 48 solo stops ... Had his first career sack in the win over Texas and another tackle for loss against Baylor.

OSU PLAYER BIOS



2015 (Sophomore): Played in 12 games as a sophomore and started the season opener at Central Michigan, when Kevin Peterson was out due to injury ... Logged 15 tackles on the year with 14 solo stops ... Had two interceptions, two pass breakups and a forced fumble ... Cemented OSU's win over Texas Tech with 59-yard interception return for a TD in the final seconds ... That was the longest interception return of the season for an OSU player ... Recorded a tackle for loss at Texas Tech ... Logged a key pass breakup in the season opener, forced a fumble vs. UCA and recorded an interception vs. UTSA ... A special teams contributor.


2014 (Freshman): Thrown into a starting job at cornerback after Ashton Lampkin was injured against Texas Tech in week four and rose to the challenge by recording 42 tackles, three interceptions and four pass breakups less than one year after playing quarterback in high school ... Returned an interception 38 yards for a touchdown at Kansas State and also picked off passes against Texas Tech and Baylor ... Defensive recipient of OSU's Russell Okung Award presented to the team's outstanding newcomer.

High School: Coached by Willie Hall at Brackenridge HS ... Played several positions as a senior, going 99-of-186 passing for 1,630 yards with 13 touchdowns and carrying 115 times for 642 yards and 13 touchdowns ... Named to the *Texas High School Football All-Elite Team* for Class 4A Region IV ... First team all-area quarterback ... First team all-district in basketball and a state qualifier in the 4 x 400-meter relay ... First team all-district as a junior ... Held offers from Harvard, Yale, Rice, Houston and Sam Houston State.

Personal: Ramon Richards was born Nov. 29, 1995, in Los Angeles ... Son of Ruth Murray and Ramon Richards ... Health education and promotion major, with an option in exercise and health.

Richards' Career Stats

Year	GP	UT-AT-TT	TFL	Sacks	INT	PBU	QBH	FF	FR	BK
2014	13	34-8-42	2.0	0.0	3	4	0	0	0	0
2015	12	14-1-15	1.0	0.0	2	2	0	1	0	0
2016	13	48-16-64	2.5	1.0	3	6	0	0	0	0
2017	12	45-12-57	5.0	0.0	2	9	0	0	0	0
Career	50	141-37-178	10.5	1.0	10	21	0	1	0	0



OKLAHOMA STATE
COWBOYS



67 SHANE RICHARDS

OFFENSIVE LINEMAN | 6-8 | 325 | SENIOR
CALGARY, ALBERTA, CANADA/CRESCENT HEIGHTS/
NEW MEXICO MILITARY INSTITUTE

Took a redshirt season in 2017 and looks to fill in as a starter during his senior year next season.

2017: Redshirt.

2016 (Junior): Saw some spot duty in four games as a junior.

Junior College: Played for coach Joe Forchtnr ... A key contributor on an offense that ranked 11th nationally with 4,759 yards during his sophomore season ... That mark is more impressive when noting that it improved from No. 33 during the year prior with 3,153 yards on the season.

High School: Played for coach Darren Ward at Crescent Heights ... Three-time Calgary HS All-Star at offensive line ... 2012 Crescent Heights Lineman of the Year ... Also played basketball and competed in track and field.

Personal: Shane Richards was born June 4, 1995, in Kingston, Jamaica ... Son of Daniel and Opel Richards ... Undeclared major.



OKLAHOMA STATE
COWBOYS



20 MALCOLM RODRIGUEZ

SAFETY | 6-0 | 205 | FRESHMAN
WAGONER, OK/WAGONER

Career Highs

Tackles	3 at Iowa State, 2017
Pass Break Ups	No career pass break ups
Interceptions	No career interceptions

Played as a true freshman in 2017 ... An athletic player who won three state championships playing quarterback and safety.

2017 (Freshman): Saw action in the last eight games of the regular season, primarily on special teams ... Recorded eight total tackles with six solo stops ... Six of those tackles came on kickoffs - a mark that ranked third on the team ... Finished with a season-high three tackles in OSU's win at Iowa State.

High School: Played for coach Dale Condict at Wagoner, guiding the Bulldogs to three straight state championships in his three years as a starting quarterback ... Didn't lose a game during his junior and senior seasons, winning his last 37 games as Wagoner's quarterback ... Accounted for 115 touchdowns over three seasons while passing for 6,144 yards and rushing for 2,449 ... As a defensive back, he recorded seven interceptions and 238 tackles in his career ... Put up especially large numbers as a senior, accounting for 3,667 yards and 43 touchdowns while completing 115-of-172 passes (67 percent) for 1,976 yards and 22 touchdowns and rushing 162 times for 1,691 yards and 21 touchdowns ... Rushed for 300 yards against Cascia Hall in the state semifinals and had 79 tackles and four takeaways on defense in his last season ... 2016 All-Phoenix MVP by the *Muskogee Daily Phoenix* ... An all-state selection and *The Oklahoman's* 2016 All-State Defensive Player of the Year ... One of the five finalists for the *Tulsa World* Offensive Player of the Year and a first team *Tulsa World* player at defensive back ... Also a state champion wrestler with a 30-3 record and an outstanding baseball player ... A Wendy's Heisman State finalist ... Honored on superintendent's honor roll and as the Rotary student of the month in August of his senior year ... Was actively involved with Spanish club, FCA, prom committee, National Honor Society and was the class vice president his junior and senior years ... Also held a scholarship offer from Wyoming.

Personal: Malcolm Luciano Rodriguez was born March 29, 1999, in Tahlequah, Okla. ... Son of Roman and Shanna Rodriguez ... His brother, Roman Rodriguez, played football at Northeastern State University ... Plans to study veterinary medicine at Oklahoma State.

Rodriguez's Career Stats

Year	GP	UT-AT-TT	TFL	Sacks	INT	PBU	QBH	FF	FR	BK
2017	8	6-2-8	0.0	0.0	0	0	0	0	0	0
Career	8	6-2-8	0.0	0.0	0	0	0	0	0	0



PLAYER BIOS



OKLAHOMA STATE
COWBOYS



2 MASON RUDOLPH

QUARTERBACK | 6-5 | 230 | SENIOR
ROCK HILL, S.C./NORTHWESTERN

2015 Second Team Academic All-Big 12

2015 Offensive Team MVP

2016 Offensive Team MVP

2016 Davey O'Brien Award Semifinalist

2016 Johnny Unitas Award Semifinalist

2017 Johnny Unitas Golden Arm Award Winner

2017 Sammy Baugh Award Winner

2017 Davey O'Brien Award Finalist

2017 Manning Award Finalist

2017 Second-Team All-Big 12 (Coaches)

2017 A.P. Midseason Second-Team All-American

2017 Maxwell Award Semifinalist

2017 Walter Camp Award Semifinalist

Career Highs

Completions	34 vs. Kansas State, 2015
Attempts	55 vs. Kansas State, 2015
Yards	540 vs. Pittsburgh, 2016
Passing TD	5, four times, last vs. Oklahoma, 2017
Long Pass	91 vs. Pittsburgh, 2016

Has quarterbacked OSU to a 31-9 record as a starter and has led the Cowboys to 10 victories in games in which they trailed during the second half ... Beat every team in the Big 12 during his career ... Holds no fewer than 50 school records and has a realistic chance to establish additional single-season school records for passing yards, passing touchdowns, pass efficiency and total offense in the bowl game ... Enters the bowl game with 13,267 career passing yards, a mark that ranks fourth in Big 12 history ... His career mark of 323.6 passing yards per game is third in Big 12 history ... Ranks in the top three among the FBS active career leaders in passing yards per completion, passing yards per attempt, total passing yards, passing yards per game, total offense and total offense yards per play ... OSU's most active player in community service activities.

2017 (Senior): The winner of the 2017 Johnny Unitas Golden Arm Award, which is presented to the college senior or fourth-year junior on schedule to graduate with his class who, in addition to accomplishments on the field, is judged on character, citizenship, scholastic achievement, and leadership qualities ... Winner of the Sammy Baugh Award, which is presented to the nation's top college passer by the Touchdown Club of Columbus ... One of three national finalists for the Davey O'Brien Award presented to the nation's top quarterback and also a finalist for the Manning Award presented to the nation's top quarterback ... A second-team All-Big 12 honoree as selected by the coaches ... Led the FBS with 4,553 passing yards and 379.4 passing yards per game during the regular season ... Also led the FBS with 270 points responsible for and 22.5 points responsible for per game ... Ranked second in the

FBS and led the Big 12 in total offense and total offense per game ... Broke Barry Sanders' school record with 45 touchdowns responsible for ... Teamed with receivers James Washington and Marcell Ateman and running back Justice Hill to make Oklahoma State the first Big 12 school in history with a 4,000-yard passer, two 1,000-yard receivers and 1,000-yard running back in a single season ... Earned the distinction of being Oklahoma State's all-time winningest quarterback when the Cowboys took down West Virginia in Morgantown ... His 31 career wins are three ahead of second-place Mike Gundy, who amassed 28 wins as OSU's quarterback from 1986-89 ... Earned Big 12 Offensive Player of the Week honors after completing 23 of 32 passes for 497 yards and five touchdowns in the Cowboys' win at Pittsburgh ... In that game against the Panthers, he completed 20-of-28 passes for 423 yards and five touchdowns before halftime ... Posted additional 400-yard passing games against Baylor (459 yards), Oklahoma (448 yards) and Kansas State (425 yards) ... His 448 passing yards and five passing touchdowns against the Sooners were the most for a Cowboy in the history of the Bedlam Series ... Averaged 359.5 passing yards per game and 3.25 passing touchdowns per game in his four outings against ranked opponents ... According to ESPN, he had a QBR of 85 or higher in seven games, including four games with a QBR over 90 (vs. Tulsa - 93.9, at Pittsburgh - 97.9, vs. Baylor - 95.1 and at Iowa State - 96.8) ... Appeared on the cover of *Sports Illustrated's* college football preview edition and also appeared on the cover of the Fellowship of Christian Athletes' *Sharing the Victory* magazine.

2016 (Junior): A semifinalist for the Davey O'Brien Award and the Johnny Unitas Golden Arm Award ... On the watch list for the Maxwell, Manning and Lombardi awards and a nominee for the Wuerffel Trophy ... Honored as OSU's offensive MVP by the coaches ... The only player in the country in 2016 who surpassed 4,000 passing yards while throwing less than five interceptions ... Also the only quarterback in the country who averaged more than 34 passing attempts per game while throwing less than five interceptions ... At one point of the season, he threw 164 consecutive passes without an interception and he finished the season with a second streak of 123 consecutive passes without being picked ... Ranked in the top 20 of several NCAA rankings, including passing yards (eighth with 4,091), passing yards per game (seventh with 314.7), passing yards per attempt (10th with 9.13), passing yards

per completion (10th with 14.40), pass efficiency (10th at 158.9), total offense (12th with 319.4 yards per game), passing touchdowns (20th with 28) and completions per game (20th with 21.85) ... Surpassed 350 yards passing in five games and 300 yards passing in a half on two occasions ... 300 yards in a half had only been accomplished twice in Oklahoma State history prior to what Rudolph accomplished in 2016 ... Set a school record with 540 passing yards against Pitt that also represented the fifth-highest single-game figure in the nation ... His 20.77 yards per completion in the game also set a single-game school record (min. 20 completions) ... Set the tone by completing a 91-yard touchdown pass to James Washington on the first play of the Pitt game, which marked the second-longest pass completion in school history ... Ranked fourth nationally with 36 completions of at least 30 yards ... The only quarterback in the country with four completions of at least 80 yards ... More than half of his completions went for at least 10 yards ... Started every game ... His 4,091 passing yards ranked as the third-most in a season in school history, trailing only Brandon Weeden's 2010 and 2011 seasons ... His 284 completions and 448 attempts both ranked second in school history and his 28 passing touchdowns ranked fourth ... In addition to the 540 yards vs. Pitt, his highest passing yardage games were 457 vs. Kansas State, 395 vs. Texas Tech, 392 vs. Texas and 351 vs. Iowa State ... According to ESPN's QBR metric, he had five games with a QBR above 88.0, including a season-best 96.0 rating in the Alamo Bowl against a Colorado defense that entered the game ranked third in the nation in pass efficiency defense and 13th in the nation in pass defense ... Rudolph completed 22-of-32 passes for 314 yards with three touchdowns against zero interceptions in that game against a CU secondary that was hailed as the nation's best during the regular season ... Other standout performances came against Texas and K-State ... Against the Longhorns, he completed 19-of-28 passes for 392 yards with three touchdowns against no interceptions for a passer rating of 220.81 and a QBR of 95.2 ... Against K-State, he completed 29-of-38 passes for 457 yards and five touchdowns for a passer rating of 210.23 and a QBR of 90.4 ... Threw four touchdown passes against Iowa State and three each against Texas, West Virginia and Colorado ... Also made an impact rushing the ball, ranking third on the team with six rushing touchdowns, including four in the last three regular season games ... When his sacks are removed from the equation, he rushed 52 times



Mason Rudolph



PLAYER BIOS

for 258 yards (4.96 yards per carry) ... A four-time honoree on the Davey O'Brien Award "Great Eight" and a five-time Manning Award Star of the Week ... Named the Big 12 Offensive Player of the Week for his performance against Texas Tech.

2015 (Sophomore): A second-team Academic All-Big 12 honoree ... Honored by the coaches as the Bob Fenimore Award recipient, given to the team's offensive MVP ... His 264 completions, 424 pass attempts, 3,770 passing yards 290.0 passing yards per game and 287.3 yards of total offense per game trail only Brandon Weeden in 2010 and 2011 on Oklahoma State's single-season list ... Surpassed 300 yards passing six times and 400 yards three times ... According to ESPN Stats and Info, his 40 completions on passes thrown at least 20 yards down the field tied California's Jared Goff for the national lead among Power Five conference quarterbacks ... He had 13 touchdowns against just two interceptions on such passes (+11), a differential that matched Clemson's Deshaun Watson and Oklahoma's Baker Mayfield ... According to ESPN Stats and Info, he ranked seventh among qualified Power Five quarterbacks in average pass distance (10.9 yards past the line of scrimmage) ... Ranked in the top 10 nationally in completions of 30 yards or longer (28) and also completions of 40 yards or longer (16) ... The Big 12 leader with 14.28 yards per completion and ranked second in the league with 3,770 passing yards despite splitting quarterback reps with J.W. Walsh ... Earned several awards after he threw a career-best five touchdown passes against no interceptions in a win over No. 5 TCU, including the Walter Camp National Player of the Week, Big 12 Player of the Week, Davey O'Brien Award Performance of the Week, Manning Award Star of the Week and OSU's offensive player of the game ... His passer rating in that game was 258.6, which set a single-game OSU record (min. 20 attempts) ... Five touchdown passes tied for fourth-most in a game in school history ... Had a career-high 437 passing yards vs. Kansas State, marking the most ever in a game for an OSU sophomore, the fourth-most passing yards in OSU history and the most for a Cowboy since 2011 ... His 55 pass attempts vs. Kansas State marked the fifth-most in a game in school history and his 34 completions in that game marked the sixth-most in a game ... Earned Big 12 Player of the Week, Manning Award Star of the Week and OSU's offensive player of the week for his K-State performance ... He threw for 430 yards against Baylor, giving him two of the top seven passing performances in school history ... Completed an 82-yard pass for a touchdown to Marcell Ateman vs. the Horned Frogs, marking OSU's longest play of the year and the seventh longest passing play in school history ... Started the first 11 games of the season before he missed all but three plays of the Bedlam regular season finale ... Returned to the starting lineup against Ole Miss in the Sugar Bowl.

2014 (Freshman): Was ticketed for a redshirt until an injury to Daxx Garman thrust him into the starting lineup in week 11 at No. 6 Baylor and he responded by turning in the most passing yards ever for an Oklahoma State player in his first game (281) ... Etched his name into OSU Bedlam lore by quarterbacking the Cowboys to the second-largest fourth-quarter come-from-behind victory in school history as part of their 38-35 overtime win over the No. 18 Sooners in Norman ... Rudolph's 273 passing yards against OU were the second-most ever for an OSU quarterback in a Bedlam Series game and his two touchdown passes that day tied for third-most ever for a

Cowboy against the Sooners ... In the four games prior to Rudolph's insertion into the lineup, OSU averaged 10.0 points and 286.5 yards of total offense per game, but with Rudolph at quarterback, the Cowboys averaged 32.0 points and 418.3 yards of total offense per game in the final three contests, all of which were away from home against quality opponents ... In his debut against Baylor, Rudolph thrived despite a number of factors that would typically hamper a quarterback's performance - the game was played on the road in a driving rain storm and Rudolph played the majority of the contest with three freshmen and a sophomore on the offensive line facing a Baylor squad that entered the contest ranked 14th nationally in total defense ... Still, he completed 13-of-25 passes for 281 yards and two touchdowns against the Bears for the best debut for a Cowboy signal caller in school history ... On his 13 completions, Rudolph passed for more yards (281) than Baylor's Heisman Trophy candidate Bryce Petty did on 18 completions (262) ... In the Cactus Bowl against Washington, he had his best outing of the year with 299 passing yards (the most ever for a Cowboy freshman in a bowl game) and two touchdowns.

High School: Coached by Kyle Richardson at Northwestern High School ... Led Northwestern to a 62-35 victory over Stratford in the South Carolina Class 4A Division II Championship Game, completing 40-of-57 passes for 488 yards with eight touchdown passes and only one interception ... Finished his senior season with 350 completions on 482 attempts for a 72.6 completion percentage ... Totaled 4,377 passing yards with 64 touchdown passes and eight interceptions as a senior, also rushed for 543 yards on 129 carries with a 4.2 average and 16 touchdowns ... As a junior, threw for 3,990 yards, 41 touchdowns and seven interceptions while leading his team to a state runner-up finish ... Threw for 10,986 yards in three seasons ... Finalist for the "Mr. Football" award in South Carolina ... Named Most Valuable Player of the oldest high school all-star game in the nation, the Shrine Bowl of the Carolinas ... South Carolina Football Coaches Association first team Palmetto Champions all-state team, *Charlotte Observer* all-region offensive player of the year, first-team all-region, and top 50 Carolina regional recruits (#4 in South Carolina), *Rock Hill Herald* all-area offensive player of the year as both a junior and as a senior ... *Charlotte Observer* first-team all-region as a junior ... Held offers from LSU, Louisville, Mississippi, Virginia, North Carolina and Virginia Tech ... Also recruited by Alabama, Duke, Georgia, Notre Dame, Tennessee and Vanderbilt ... Earned all-region honors in basketball as a junior.

Personal: Mason Rudolph was born July 17, 1995 ... Son of Brett and Jamie Rudolph ... Mother ran track at Liberty University and dad played football for the University of North Carolina ... Marketing major.

Rudolph's 2014 Game-by-Game Passing Stats

Date	Opponent	Cmp.	Att.	Int.	Yds.	TD	Long	Sack
Aug. 30	vs. Florida State			DNP				
Sept. 6	Missouri State			DNP				
Sept. 13	UTSA			DNP				
Sept. 25	Texas Tech			DNP				
Oct. 4	Iowa State			DNP				
Oct. 11	at Kansas			DNP				
Oct. 18	at TCU			DNP				
Oct. 25	West Virginia			DNP				
Nov. 1	at Kansas State			DNP				
Nov. 15	Texas			DNP				
Nov. 22	at Baylor	13	25	2	281	2	68	3
Dec. 6	at Oklahoma	19	35	1	273	2	43	2
Jan. 2	vs. Washington	17	26	1	299	2	48	3

Rudolph's 2015 Game-by-Game Passing Stats

Date	Opponent	Cmp.	Att.	Int.	Yds.	TD	Long	Sack
Sept. 3	at Central Michigan	22	32	0	266	1	49	2
Sept. 12	Central Arkansas	23	35	1	401	2	67	1
Sept. 19	UTSA	17	23	0	280	2	46	2
Sept. 26	at Texas	22	34	2	290	1	31	3
Oct. 3	Kansas State	34	55	1	437	3	47	2
Oct. 10	at West Virginia	20	40	3	218	0	31	2
Oct. 24	Kansas	20	26	0	305	1	43	3
Oct. 31	at Texas Tech	21	35	1	285	2	31	2
Nov. 7	TCU	16	24	0	352	5	82	1
Nov. 14	at Iowa State	24	36	0	327	1	32	3
Nov. 21	Baylor	27	50	0	430	3	48	6
Nov. 28	Oklahoma	0	3	1	0	0	0	0
Jan. 1	vs. Ole Miss	18	31	0	179	0	27	3

Rudolph's 2016 Game-by-Game Passing Stats

Date	Opponent	Cmp.	Att.	Int.	Yds.	TD	Long	Sack
Sept. 3	SE Louisiana	18	26	0	188	2	24	2
Sept. 10	Central Michigan	27	43	1	286	2	32	4
Sept. 17	Pittsburgh	26	46	0	540	2	91	3
Sept. 24	at Baylor	27	45	1	279	0	32	4
Oct. 1	Texas	19	28	0	392	3	54	3
Oct. 8	Iowa State	26	44	0	351	4	42	1
Oct. 22	at Kansas	16	24	0	220	1	47	5
Oct. 29	West Virginia	26	36	0	273	3	33	1
Nov. 5	at Kansas State	29	38	2	457	5	82	1
Nov. 12	Texas Tech	20	28	0	395	2	82	2
Nov. 19	at TCU	17	34	0	207	1	63	2
Dec. 3	at Oklahoma	11	25	0	186	0	54	2
Dec. 29	vs. Colorado	22	32	0	314	3	46	1

Rudolph's 2017 Game-by-Game Passing Stats

Date	Opponent	Cmp.	Att.	Int.	Yds.	TD	Long	Sack
Aug. 31	Tulsa	20	24	0	303	3	77	1
Sept. 8	at South Alabama	25	38	0	335	3	66	1
Sept. 16	at Pittsburgh	23	32	1	497	5	69	1
Sept. 23	TCU	22	41	2	398	2	86	3
Sept. 30	at Texas Tech	27	38	1	378	3	37	1
Oct. 14	Baylor	19	31	0	459	3	68	0
Oct. 21	at Texas	25	38	0	282	0	66	2
Oct. 28	at West Virginia	20	31	1	216	3	27	0
Nov. 4	Oklahoma	28	54	2	448	5	60	3
Nov. 11	at Iowa State	25	31	0	376	3	81	2
Nov. 18	Kansas State	32	53	2	425	3	63	4
Nov. 25	Kansas	31	43	0	438	2	76	2

Rudolph's 2017 Game-by-Game Rushing Stats

Date	Opponent	No.	Gain	Loss	Net	TD	Long	Avg.
Aug. 31	Tulsa	3	4	1	3	1	3	1.0
Sept. 8	at South Alabama	4	19	1	18	1	10	4.5
Sept. 16	at Pittsburgh	1	0	-3	-3	0	0	-3.0
Sept. 23	TCU	5	11	19	-8	1	10	-1.6
Sept. 30	at Texas Tech	11	55	5	50	2	16	4.5
Oct. 14	Baylor	3	11	0	11	1	10	3.7
Oct. 21	at Texas	7	7	21	-14	0	4	-2.0
Oct. 28	at West Virginia	2	5	0	5	1	4	2.5
Nov. 4	Oklahoma	4	4	19	-15	0	1	-3.8
Nov. 11	at Iowa State	4	14	5	9	0	7	2.2
Nov. 18	Kansas State	5	2	22	-20	1	2	-4.0
Nov. 25	Kansas	7	5	12	-7	2	2	-1.0

Rudolph's Career Passing Stats

Year	G	Effic	Cmp-Att-Int	Pct	Yds	TD	Lng	Avg/G
2014	3	154.01	49-86-4	57.0	853	6	68	284.3
2015	13	149.05	264-424-9	62.3	3770	21	82	290.0
2016	13	158.94	284-448-4	63.4	4091	28	91	314.7
2017	12	170.01	297-457-9	65.0	4553	35	86	379.4
Career	41	159.25	894-1415-26	63.2	13267	90	91	323.6

Rudolph's Career Rushing Stats

Year	G	Att	Gain	Loss	Net	Avg.	TD	Long	Avg/G
2014	3	14	18	51	-33	-2.4	0	7	-11.0
2015	13	64	184	219	-35	-0.5	1	40	-2.7
2016	13	83	264	203	61	0.7	6	25	4.7
2017	12	56	137	108	29	0.5	10	16	2.4
Career	41	220	603	581	22	0.1	17	40	0.5



PLAYER BIOS



OKLAHOMA STATE
COWBOYS



29 ZACH SINOR

PUNTER | 5-10 | 223 | R-JUNIOR
CASTROVILLE, TEXAS/MEDINA VALLEY

Pronounced SIGH-ner

2015 Second Team Academic All-Big 12
2016 Second-Team All-Big 12 (Associated Press)
2016 Second-Team All-Big 12 (Coaches)
2016 First-Team Academic All-Big 12
2016 Ray Guy Award Semifinalist

Career Highs

Most Punts	10 vs. Baylor, 2015
Most Punts Downed Inside 20	6 vs. TCU, 2015
Longest Punt	65, twice, last vs. Pittsburgh, 2016

Was the nation's best punter in 2016 at pinning opponents inside their own 20-yard line ... Has started as OSU's punter since his first game as a freshman in 2015.

2017 (Junior): Punted 36 times for an average of 43.0 yards per punt, which was the highest yards-per-punt average of his career to this point ... Hit a season-long 57-yard punt against TCU ... Was an important figure in the Cowboys' win at Texas, punting nine times for an average of 41.6 yards to keep the Longhorns at bay in a close, low-scoring game ... Perhaps his best game came in OSU's win over Iowa State when he punted five times for an average of 44.6 yards and three of his five punts were downed inside the 20.

2016 (Sophomore): A semifinalist for the Ray Guy Award presented to America's top punter and a Second-Team All-Big 12 selection by the Associated Press and coaches ... First-Team Academic All-Big 12 honoree ... Led all FBS punters with 62.5 percent of his punts being downed inside the opponent's 20-yard line, a figure that was nearly 10 percent better than any other punter in the country, as the second-place finisher (Utah's Mitch Wishnowsky) came in at 53.1 percent ... Despite punting only 56 times on the season, Sinor's 35 punts downed inside the 20 led the nation ... Due largely to his ability to target punt with hang time, OSU ranked second nationally by allowing only 15 punt return yards all season (0.94 yards per punt return) ... Sinor's performance was perhaps the most significant reason why the Cowboys ranked No. 1 nationally in opponents' starting field position, starting on average at their own 23.8-yard line ... The Cowboys held their opponents to either zero yards or negative yards on punt returns seven times in 13 games ... Killed all three of his punts inside of TCU's own 20 yard line, and the Frogs' average starting field position after Sinor's punts was their own six-yard line, completely neutralizing TCU's KaVonte Turpin, one of the nation's best return men ... Punted four times for an aver-

age of 47.8 yards, with three of those punts downed inside the 20-yard line in the Cowboys' Alamo Bowl win over No. 10 Colorado ... Against OU, he didn't allow a single return on six punts and he downed three inside the 20-yard line with a long of 58 yards ... Punted six times for an average of 47.7 yards in OSU's win over Pitt, while four of his six punts were downed inside the 20 and the other two were longer than 50 yards, including a 65-yard blast that matched his career long ... Had a big role in the Cowboys' second-biggest comeback in school history against Iowa State, punting nine times for an average of 40.4 yards, while five of his punts were downed inside the 20 and two of his punts were longer than 50 yards ... His five punts downed inside the 20 matched the third-best single season effort in school history and those nine punts yielded two returns for a total of -9 yards ... With the game on the line and the Cowboys holding a seven-point lead inside the 1:00 mark, he downed ISU at their own 10-yard line and put the Cowboy defense in great position to seal the win ... Averaged 44.8 yards per punt and downed three of his four punts inside the 20-yard line vs. West Virginia ... Punted three times for 130 yards (43.3 yards per punt), with two of his three punts being downed inside the 20-yard line and the third being downed right at the 20 in the win over Texas Tech ... Named the Big 12 Special Teams Player of the week for his performances against Pitt and West Virginia.

2015 (Freshman): Second team Academic All-Big 12 honoree ... Was one of just seven freshmen in the country who made the list of candidates for the Ray Guy Award ... Of his 75 punts, 31 were downed inside the 20 with only three touchbacks ... A central figure in OSU allowing only 94 punt return yards on the season - a mark that ranks sixth in school history ... Had eight punts of at least 50 yards on the season, including a season long of 65 yards at Central Michigan ... Named the Big 12 Special Teams player of the week for his performances against West Virginia and TCU ... Had a huge impact on the Cowboys' overtime win in Morgantown, punting eight times for an average of 44.9 yards with three of his punts downed inside the Mountaineer 20 yard line ... Did his best work in the fourth quarter of that game, hampering the WVU cause with punts of 49 yards, 52 yards and 50 yards on his last three strikes ... For the game, his eight punts resulted in just three punt return yards for West Virginia and he also earned OSU's special teams player of the game for his performance ... Punted nine times against TCU, with six of those nine punts downed inside the 20 yard line, three downed inside the 10 yard line and two downed inside the TCU five yard line ... His six punts downed inside the 20 against TCU matched a school record set by Barry Vincent against Colorado in 1991 ... Of nine punts against TCU, only one yielded a return of more than two yards ... Stopped a punt at the Iowa State 5-yard line with 1:44 remaining in Oklahoma State's win in Ames, with the Cowboys holding a four-point lead at the time ... For the season, he punted 75 times for 3,010 yards - an average of 40.1 yards per punt.

2014: Redshirt.

High School: Coached by Steve Hale at Medina Valley ... Averaged 43.5 yards on 42 punts as a senior, with 16 punts downed inside the 20-yard line and a long punt of 66 yards ... Averaged more than 40 yards per punt over his career ... First team selection on *Dave Campbell's Texas*

Football 2013 all-Texas high school team ... *Associated Press Sports Editors* first team class 4A all-state team, *San Antonio Express News* first team sub 5A all-area team, first team all-district and *Texas High School Football* all-elite team Class 4A Region IV as a senior ... Three-time all-district selection ... Given the Academic all-excellence award in every year of his high school career ... Active in National Honor Society, student council, FCA and FFA ... Also recruited by Texas A&M, Iowa State and Tulsa.

Personal: Zachary Joe Sinor was born July 13, 1995, in San Antonio, Texas ... Son of Wes and Valerie Sinor ... Management major.

Sinor's 2015 Game-by-Game Punting Stats

Date	Opponent	No.	Yds	Avg.	Long	In20	TB
Sept. 3	at Central Michigan	5	234	46.8	65	2	0
Sept. 12	Central Arkansas	5	217	43.4	50	3	0
Sept. 19	UTSA	5	174	34.8	40	1	0
Sept. 26	at Texas	5	194	38.8	44	2	1
Oct. 3	Kansas State	4	150	37.5	40	2	0
Oct. 10	at West Virginia	8	359	44.9	52	3	1
Oct. 24	Kansas	4	142	35.5	42	2	0
Oct. 31	at Texas Tech	5	201	40.2	43	2	1
Nov. 7	TCU	9	379	42.1	53	6	0
Nov. 14	at Iowa State	3	113	37.7	45	1	0
Nov. 21	Baylor	10	390	39.0	46	4	0
Nov. 28	Oklahoma	5	190	38.0	45	0	0
Jan. 1	vs Ole Miss	7	267	38.1	55	3	0

Sinor's 2016 Game-by-Game Punting Stats

Date	Opponent	No.	Yds	Avg.	Long	In20	TB
Sept. 3	SE Louisiana	3	128	42.7	48	2	0
Sept. 10	Central Michigan	5	190	38.0	46	5	0
Sept. 17	Pittsburgh	6	286	47.7	65	4	0
Sept. 24	at Baylor	2	94	47.0	56	1	0
Oct. 1	Texas	6	276	46.0	53	2	0
Oct. 8	Iowa State	9	364	40.4	57	5	1
Oct. 22	at Kansas	4	168	42.0	53	1	0
Oct. 29	West Virginia	4	179	44.8	59	3	0
Nov. 5	at Kansas State	1	34	34.0	34	1	0
Nov. 12	Texas Tech	3	130	43.3	53	2	0
Nov. 19	at TCU	3	115	38.3	52	3	0
Dec. 3	at Oklahoma	6	240	40.0	58	3	0
Dec. 29	vs. Colorado	4	191	47.8	54	3	0

Sinor's 2017 Game-by-Game Punting Stats

Date	Opponent	No.	Yds	Avg.	Long	In20	TB
Aug. 31	Tulsa	1	37	37.0	37	1	0
Sept. 8	at South Alabama	2	74	37.0	45	0	0
Sept. 16	at Pittsburgh	1	45	45.0	45	0	0
Sept. 23	TCU	3	145	48.3	57	0	1
Sept. 30	at Texas Tech	1	35	35.0	35	0	0
Oct. 14	Baylor	1	54	54.0	54	0	1
Oct. 21	at Texas	9	374	41.6	50	2	1
Oct. 28	at West Virginia	2	67	33.5	39	0	0
Nov. 4	Oklahoma	3	135	45.0	49	1	0
Nov. 11	at Iowa State	5	223	44.6	51	3	1
Nov. 18	Kansas State	5	235	47.0	52	1	1
Nov. 25	Kansas	3	123	41.0	49	0	0

Sinor's Career Stats

Year	GP	No.	Yards	Avg.	Long	TB	FC	i20	50+	BK
2015	13	75	3010	40.1	65	3	32	31	8	0
2016	13	56	2395	42.8	65	1	21	35	16	2
2017	12	36	1547	43.0	57	5	13	8	7	1
Career	38	167	6952	41.6	65	9	66	74	31	3



PLAYER BIOS



OKLAHOMA STATE
COWBOYS



56 ENOCH SMITH, JR.

DEFENSIVE TACKLE | 6-2 | 295 | R-JUNIOR
CHICAGO, IL/MOUNT CARMEL/MICHIGAN STATE/
KENNEDY-KING COLLEGE

Career Highs

Tackles	4 vs. Tulsa, 2017
Sacks	1, twice, last vs. Kansas State, 2017
TFL	2.0 vs. Kansas State, 2017

Began his career at Michigan State, then spent a year in junior college before coming to Oklahoma State for the 2017 season.

2017 (Junior): Played in 10 regular-season games and was effective in a reserve role, amassing 2.5 sacks and 4.5 tackles for loss ... Had solo sacks against South Alabama and Kansas State and assisted on a sack against Kansas ... Set a career high with four tackles against Tulsa ... Had two tackles for loss against Kansas State and one against both Tulsa and South Alabama ... Assisted on a TFL against Kansas.

Junior College: Spent the 2016-17 academic year at Kennedy-King College in Chicago ... Chose Oklahoma State after also being recruited by Kentucky, Syracuse, Illinois and Michigan State ... *247Sports* listed him as the No. 23 junior college defensive tackle prospect in the 2017 class.

2015 (Freshman at Michigan State): Made appearances against Air Force, Maryland and Penn State ... Recorded his lone tackle vs. Maryland.

2014 (Redshirt at Michigan State): Redshirt. Selected Scout Team Defensive Player of the Week vs. Wyoming.


High School: Played for coach Frank Lenti at Mount Carmel ... Selected by USA Football to the 2014 U.S. Under-19 National Team to face Team Canada in the 2014 International Bowl series Feb. 7 at Maverick Stadium at the University of Texas at Arlington ... Ranked among the nation's top defensive tackles by *Rivals* (No. 20), *Scout* (No. 30) *247Sports* (No. 30) and *ESPN* (No. 32) ... *Rivals* listed him as a four-star prospect ... Listed among the state's top players by *Rivals* (No. 11), *ESPN* (No. 13) and *247Sports* (No. 17) ... Named to *PrepStar's* All-Midwest Team ... Helped lead the Caravan to back-to-back state championships (8A in 2012; 7A in 2013) ... In the 2013 7A title game, the Caravan defense limited Lake Zurich to four first downs and 71 total yards ... Mount Carmel finished the season with a 13-1 record and the Caravan defense allowed just 96 points all season and produced six shutouts ... Recorded 48 tackles, including 14 tackles for loss ... Earned

second-team all-state honors from the *Chicago Tribune* ... Named to the *Northwest Times of Indiana* all-area Illinois first team ... Honored on the first-team All-Catholic League ... Picked up all-state special mention honors from *The News-Gazette* and all-area special mention honors from the *Southtown Star* ... Named the South Bay West Coast Bowl Player of the Game after recording five sacks in the all-star game played in Redondo Beach, Calif. ... Also named the South Bay West Coast Player of the Year ... Committed to Michigan State after holding other offers from Arizona, Cincinnati, Duke, Eastern Michigan, Illinois, Indiana, Iowa State, Kansas, North Carolina State, Northern Illinois, Notre Dame, Purdue, Syracuse, Tennessee, Toledo and Western Michigan.

Personal: Enoch Smith Jr. was born Dec. 25, 1995 ... Son of Enoch Smith Sr. and Talisha Smith.

Smith's Career Stats

Year	GP	UT-AT-TT	TFL	Sacks	INT	PBU	QBH	FF	FR	BK
2015	3	0-1-1	0	0	0	0	0	0	0	0
2017	10	9-2-11	4.5	2.5	0	0	1	0	0	0
Career	13	9-3-12	4.5	2.5	0	0	1	0	0	0



OKLAHOMA STATE
COWBOYS



23 TREY STERLING

SAFETY | 6-1 | 195 | FRESHMAN
SUNNYVALE, TX/SUNNYVALE

A developing member of the Cowboy secondary.

2017: Redshirted.

High School: Played for coach John Settle at Sunnyvale HS, playing a big role on both sides of the ball ... Helped guide his team to an 11-1 record as a senior, rushing for 2,081 yards (10.3 yards per carry) and 31 touchdowns with 10 100-yard rushing games on offense while accounting for 63 total tackles, 40 solo stops, nine tackles for loss, four interceptions, one pass break up, five forced fumbles and four fumble recoveries on defense ... Also handled all the punting duties with an average of 36.6 yards and added 300 receiving yards and four touchdowns on 21 receptions, 114 kickoff return yards on three returns (38.0 avg.) and 70 punt return yards on three returns (23.3 avg.) ... Scored 37 total touchdowns his last season, scoring via rush, reception, fumble return, interception return and punt return ... Earned all-state, all-district, district MVP and team MVP honors for his performance that season ... Had a bigger focus on the defensive side as a junior, totaling 192 tackles with 118 solo stops and three tackles for loss, six interceptions with 110 interception return yards, 10 pass break ups, five forced fumbles and two fumble recoveries ... Ran two interceptions back for touchdowns and also scored via rush, reception, fumble return and punt return ... Rushed 67 times for 430 yards and nine touchdowns,

made six catches for 99 yards and a touchdown and added 258 kickoff return yards (19.8 avg.) and 122 punt return yards (11.1 avg.) ... Had 70 tackles and an interception as a sophomore while still contributing on the offense ... Competed on Sunnyvale's basketball, soccer and track teams as well ... Off the field, he made academic all-state and all-district and was involved in the school's theater program ... Ranked as a three-star prospect by *ESPN*, *Rivals*, *Scout* and *247Sports* ... *ESPN* listed him as the No. 66 safety recruit in the country and the No. 138 overall prospect in Texas ... *Scout* tabbed him as the No. 8 safety in Texas and the No. 76 safety in the nation. Chose Oklahoma State over other offers that included Arkansas State, Army, Colorado State, Navy and Texas State.

Personal: Trey Sterling was born Nov. 5, 1998, in Tyler, Texas ... Son of Ron and Suzana Sterling ... Plans to study architectural engineering.



OKLAHOMA STATE
COWBOYS



17 DILLON STONER

WIDE RECEIVER | 6-0 | 198 | R-FRESHMAN
TULSA, OKLA./JENKS

2017 First Team Academic All-Big 12

Career Highs

Receptions	8 vs. Kansas State, 2017
Receiving Yards	113 vs. Kansas, 2017
Long Reception	76 vs. Kansas, 2017

Emerged as a dangerous weapon during the 2017 season and has positioned himself well for the future.

2017 (Freshman): Enjoyed a breakthrough season in which he became a viable weapon in the OSU passing attack ... Finished the regular season with 45 catches for 568 yards and five touchdowns ... His first career 100-yard receiving game came against Pittsburgh, as he had five catches for 100 yards and a touchdown against the Panthers ... Capped the regular season with a four-catch, 113-yard performance against Kansas that was highlighted by a 76-yard touchdown catch ... Scored what amounted to the game-winning touchdown with 3:47 left in the Cowboys' victory at Iowa State ... Also had touchdowns against Kansas State and TCU.

2016 (Redshirt): Played in four games for the Cowboys before his season was cut short due to injury ... Recorded two receptions for 27 yards in the Cowboys' season opener against Southeastern Louisiana ... Lined up as a quarterback in the wildcat formation for the Pokes in a handful of goal-line situations, passing for a two-yard touchdown against Central Michigan.



PLAYER BIOS

High School: Played for coach Allan Trimble at Jenks ... Starred as a receiver, defensive back, punter and return man throughout his high school career, winning four state championships ... Scored 10 touchdowns on 36 receptions as a senior ... Besides being a starter on both sides of the ball, he averaged 39.8 yards as a punter, was the holder on place kicks and was effective as a punt and kickoff returner ... Selected as the *Tulsa World's* state player of the year for his senior season ... Junior stats included 35 catches for 597 yards and six touchdowns, 45 tackles, 26 pass breakups and an average of 37.8 yards on 40 punts ... Scored touchdowns on offense, defense and special teams in a 41-0 victory over No. 2 Westmoore ... As a sophomore, he totaled a team-high nine tackles in the state title game, grabbing the game-clinching interception as well ... Also competed in track and field, winning the Class 6A track state title in the 400 meters as a junior ... A principal's honor role selection.

Personal: Dillon Lee Stoner was born Feb. 6, 1998 in Tulsa ... Son of Steve and Kim Stoner ... Agribusiness major.

Stoner's 2016 Game-by-Game Receiving Stats

Date	Opponent	No.	Yds.	TD	Long
Sept. 3	SE Louisiana	2	27	0	17
Sept. 10	Central Michigan	0	0	0	0
Sept. 17	Pittsburgh	0	0	0	0
Sept. 24	at Baylor	3	0	0	4
Oct. 1	Texas		DNP		
Oct. 8	Iowa State		DNP		
Oct. 22	at Kansas		DNP		
Oct. 29	West Virginia		DNP		
Nov. 5	at Kansas State		DNP		
Nov. 12	Texas Tech		DNP		
Nov. 19	at TCU		DNP		
Dec. 3	at Oklahoma		DNP		

Stoner's 2017 Game-by-Game Receiving Stats

Date	Opponent	No.	Yds.	TD	Long
Aug. 31	Tulsa	4	18	0	7
Sept. 8	at South Alabama	2	24	0	13
Sept. 16	at Pittsburgh	5	100	1	54
Sept. 23	TCU	3	39	1	14
Sept. 30	at Texas Tech	1	21	0	21
Oct. 14	Baylor		DNP		
Oct. 21	at Texas	2	15	0	8
Oct. 28	at West Virginia	3	44	0	27
Nov. 4	Oklahoma	4	53	0	30
Nov. 11	at Iowa State	4	41	1	19
Nov. 18	Kansas State	8	73	1	16
Nov. 25	Kansas	4	113	1	76

Stoner's Career Receiving Stats

Year	G	Rec.	Yds.	Avg.	TD	Long	Avg./G
2016(RS)	4	5	27	5.4	0	17	6.8
2017	11	40	541	13.5	5	76	49.2
Career	15	45	568	12.6	5	76	37.9



OKLAHOMA STATE
COWBOYS



12 KIRK TUCKER

LINEBACKER | 6-1 | 200 | SENIOR
TUCKER, GA./TUCKER

2015 First Team Academic All-Big 12

2016 First Team Academic All-Big 12

2017 First-Team Academic All-Big 12

Career Highs

Tackles	5, twice, last at South Alabama, 2017
Sacks	1.0 at South Alabama, 2017
TFL	1.0, twice, last at South Alabama, 2017
Forced Fumbles	1 vs. UTSA, 2015

A standout on special teams throughout his career.

2017 (Senior): Earned Academic All-Big 12 honors for the third time in his career ... Saw action in all 12 regular-season games, primarily on special teams, but also at linebacker ... Posted 22 tackles, 17 of which were unassisted ... Recorded a sack against South Alabama ... His 10 tackles on kickoffs led the team ... Matched a career high with five tackles in the Cowboys' win at South Alabama.

2016 (Junior): A leader of Oklahoma State's kickoff coverage unit and his work factored into OSU leading the Big 12 and ranking 19th nationally in kickoff coverage at 18.3 yards per return ... He helped the Cowboys lead the nation in opponent starting field position ... Set a career high with five tackles in the Cowboys' narrow win over Texas Tech, three of which were solo stops ... Also had a half-tackle for loss and a quarterback hurry in that game ... Had two tackles in wins over Texas and Southeastern Louisiana ... Logged the first start of his career as part of the Cowboys' win at TCU.

2015 (Sophomore): First team Academic All-Big 12 honoree ... Played in all 13 games, mostly on special teams ... Recorded 20 total tackles with 18 solo stops ... Of his 20 tackles, 17 came on special teams (11 on kickoff returns and six on punt returns) ... His 17 special teams tackles led the team ... Tallied at least one tackle in 11 games, with a season-high four against Ole Miss in the Sugar Bowl ... Had two stops against Central Arkansas, Texas, Kansas State and Iowa State ... Forced a fumble against UTSA ... Twice named OSU's special teams player of the game for his performances against Central Arkansas and Iowa State.

2014 (Freshman): Played in all 13 games, logging 15 tackles (11 unassisted) and one tackle for loss ... Was counted on to play important defensive snaps late in the season at Baylor ... Set a season high with three tackles at TCU ... Had two stops against Missouri State, Kansas State, Baylor and Washington ... A key figure on Oklahoma State's punt coverage unit that ranked third in the Big 12

and 23rd nationally ... His four tackles on opponent punt returns led the team ... Recorded seven tackles as part of the OSU kickoff coverage team as one of the team's leaders in that statistic as well.

High School: Coached by Bryan Lamar at Tucker High School ... Finished his senior year with 55 tackles, including 39 solo stops, 12 tackles for loss, eight sacks, three interceptions and three forced fumbles ... Had 60 tackles as a junior, along with 37 solo stops, seven tackles for loss, two interceptions and two fumble recoveries ... Honorable mention Georgia Sports Writers Association all-state team, *Atlanta Journal Constitution* preseason all-state team and all-area team as a senior ... Went 40-4 in three years playing at Tucker, going 14-1 as a senior, 10-3 as a junior and 16-0 as a sophomore ... Second-team all-region as a junior.

Personal: Kirk Tucker was born March 31, 1996 ... Son of Maya Miller and Kirk Tucker, Sr. ... Biochemistry and molecular biology major.

Tucker's Career Stats

Year	GP	UT-AT-TT	TFL	Sacks	INT	PBU	QBH	FF	FR	BK
2014	13	11-4-15	1.0	0	0	0	0	0	0	0
2015	13	18-2-20	0.0	0	0	0	0	1	0	0
2016	13	10-4-14	0.5	0	0	0	1	0	0	0
2017	12	17-5-22	1.0	1.0	0	0	2	0	0	0
Career	51	56-15-71	2.5	1.0	0	0	3	1	0	0



OKLAHOMA STATE
COWBOYS



63 SAM WALKINGSTICK

LONG SNAPPER | 5-11 | 200 | R-SOPHOMORE
SALLISAW, OK/SALLISAW

A walk-on who serves as the Cowboys' first-team long snapper.

2017 (Sophomore): Played in all 12 regular season games and performed without incident.

2016 (Freshman): Saw action as a long snapper in six games, including OSU's Alamo Bowl win over Colorado.


2015: Redshirt.

High School: Played for coach Scott Bethel at Sallisaw High School ... Was a four-year letterman who earned all-district recognition as an outside linebacker his senior season ... Played tight end as well and was an honorable mention pick for all-state ... Ranked 38th in his class among long snappers by RubioLongSnapping.com ... Also competed for the track and field team.

Personal: Sam Walkingstick was born April 12, 1996, in Claremore, Okla. ... Son of Louis and Christy Walkingstick ... Father, Louis, played football at Northeastern State University ... Studies sports management.



PLAYER BIOS



OKLAHOMA STATE
COWBOYS



4 TRACIN WALLACE


QUARTERBACK | 6-0 | 195 | FRESHMAN
FORT WORTH, TX/SOUTH HILLS

Pronounced TRAY-sin

2017: Redshirt

High School: Played for coach JJ Resendez at South Hills ... Had promising freshman and sophomore seasons before injuries derailed his junior and senior campaigns ... In just over two games as a senior, he threw for 334 yards and four touchdowns against zero interceptions on 19-of-29 passing ... Also rushed for 239 yards and three scores on 18 carries (13.3 yards per carry) ... Was named the District 7-5A Offensive MVP as a sophomore, throwing for 2,123 yards and 30 touchdowns against just three interceptions on 123-of-180 passing (68.3 pct.) ... Also rushed for 1,393 yards and 22 touchdowns on 131 carries (10.6 yards per carry) and earned honorable mention all-state honors ... Named the District 7-4A Offensive Newcomer of the Year as a freshman, throwing for 1,859 yards and 18 touchdowns against 10 interceptions on 130-of-206 passing (63.1 pct.) ... Also rushed for 760 yards and 13 touchdowns on 143 carries and added four catches for 93 yards and two touchdowns ... Despite losing most of his junior and senior seasons to injuries, his career totals were still impressive - 4,316 passing yards and 52 touchdowns against 13 interceptions on 272-of-415 passing (65.5 pct.) and 2,392 rushing yards and 38 touchdowns on 292 carries (8.2 yards per carry) ... An academic all-state honoree and part of the AB Honor Roll ... Actively involved with the My Brother's Keeper Program ... Also a standout athlete in baseball and track and field ... Ranked as a three-star athlete by *ESPN*, *Rivals*, *Scout* and *247Sports* ... *ESPN* listed him as the No. 40 athlete nationally in the class and the No. 76 overall prospect in Texas ... *Scout* had him as the No. 49 athlete and No. 97 Texas prospect ... Twin brother of fellow Cowboy Tylan Wallace ... Chose Oklahoma State over other offers from Virginia, Houston, Vanderbilt, Tulsa, SMU, North Texas, FIU and Middle Tennessee State.

Personal: Tracin Allen Wallace was born May 13, 1999, in Fort Worth, Texas ... Son of Mandi Moore ... His twin brother, Tylan, also signed with Oklahoma State ... Plans to study kinesiology.



OKLAHOMA STATE
COWBOYS



80 TYLAN WALLACE

RECEIVER | 6-0 | 185 | FRESHMAN
FORT WORTH, TX/SOUTH HILLS

Career Highs

Receptions 3 at Iowa State, 2017
Receiving Yards 49, twice, last at Iowa State, 2017
Long Reception 39 at Pittsburgh, 2017

Promising youngster who cracked into the regular playing time rotation on what many observers considered as the nation's deepest and best receiving corps in 2017.

2017 (Freshman): Played in all 12 regular season games, logging seven receptions for 118 yards ... Also saw action as OSU's punt returner and as part of the kickoff return unit ... Six of his seven receptions on the season resulted in a first down ... Was targeted on six third-down attempts and converted four of them ... Caught three passes for 49 yards at Iowa State and had two catches for 49 yards at Pittsburgh.

High School: Played for coach JJ Resendez at South Hills ... Ranks among the top 15 players in Texas high school football history in terms of career receiving yards, wrapping up his career with 3,760 yards and 48 touchdowns on 182 receptions (20.7 yards per catch) ... Earned a spot in the Under Armour All-America Game following his senior season ... Caught 56 passes for 933 yards and 12 touchdowns as a senior and also gained 165 yards and three touchdowns on 16 carries ... A first team all-state selection and district offensive MVP ... Totaled 1,439 receiving yards and 20 touchdowns on 59 receptions as junior ... Also had 172 rushing yards and two touchdowns on 14 carries ... Finished with 801 receiving yards and 149 rushing yards as a sophomore and 587 receiving yards with 91 rushing yards as a freshman ... Career rushing numbers were 53 carries for 577 yards (10.9 yards per carry) and eight touchdowns ... The Scorpions combined record during his four years on the team was 32-12, including a 10-1 season his senior year ... An academic all-state honoree and part of the AB Honor Roll ... Actively involved with the My Brother's Keeper Program ... Also a standout athlete in baseball and track and field ... *ESPN* ranked him as the No. 74 overall recruit in the nation, and *ESPN*, *Rivals*, *Scout* and *247Sports* all ranked him as a four-star prospect ... *ESPN* listed him as the No. 13 wide receiver prospect and the No. 16 player in Texas, while *247Sports* listed him as the No. 16 wide receiver and the No. 19 player in Texas ... Chose Oklahoma State over a long list of other offers, including Oklahoma, Michigan, Washington, Notre Dame, Oregon, Kansas State, Missouri, Virginia, Arizona State, Vanderbilt, Houston, Tulsa, Maryland, SMU and Florida International.

Personal: Tylan Michael Wallace was born May 13, 1999, in Fort Worth, Texas ... Son of Mandi Moore ... His twin

brother, Tracin, also plays for Oklahoma State ... Plans to study kinesiology.

Wallace's 2017 Game-by-Game Receiving Stats

Date	Opponent	No.	Yds.	TD	Long
Aug. 31	Tulsa	0	0	0	0
Sept. 8	at South Alabama	1	7	0	7
Sept. 16	at Pittsburgh	2	49	0	39
Sept. 23	TCU	0	0	0	0
Sept. 30	at Texas Tech	0	0	0	0
Oct. 14	Baylor	0	0	0	0
Oct. 21	at Texas	0	0	0	0
Oct. 28	at West Virginia	0	0	0	0
Nov. 4	Oklahoma	0	0	0	0
Nov. 11	at Iowa State	3	49	0	25
Nov. 18	Kansas State	1	13	0	13
Nov. 25	Kansas	0	0	0	0

Wallace's Career Receiving Stats

Year	G	Rec.	Yds.	Avg.	TD	Long	Avg./G
2017	12	7	118	16.9	0	39	9.8
Career	12	7	118	16.9	0	39	9.8

Wallace's Career Special Teams Stats

Year	KR	Yds.	Avg.	TD	Long	PR	Yds.	Avg.	TD	Long
2017	0	0	0.0	0	0	1	0	0.0	0	0
Career	0	0	0.0	0	0	1	0	0.0	0	0



OKLAHOMA STATE
COWBOYS



82 COLE WALTERSCHEID

DEFENSIVE END | 6-5 | 260 | R-JUNIOR
MUNSTER, TEXAS/MUNSTER

Pronounced walter-SHIED (not walter-SHEED)

Career Highs

Tackles 7 at Oklahoma, 2016
TFL 4.0 vs. Pittsburgh, 2016
Forced Fumbles 2 vs. Pittsburgh, 2016

A raw talent who grew from 210 pounds to 242 pounds in less than one year in the Oklahoma State strength and conditioning program.

2017 (Junior): An important player who started seven games at defensive end ... Starter in each of the Cowboys' final five regular-season games ... Recorded 18 tackles, 16 of which were unassisted ... Had 6.5 tackles for loss and a sack ... All of his tackles for loss came against Big 12 opponents ... Had two tackles for loss against both TCU and Iowa State and had a sack against West Virginia ... Recovered a fumble against Baylor and forced fumbles against South Alabama and TCU ... Posted a season-high three tackles against West Virginia and Kansas State.

2016 (Sophomore): Started all 13 games ... Set a career high with seven tackles against Oklahoma, four of which were solo stops ... Set career highs with four tackles for loss, two sacks and a QB hurry in OSU's win over Pittsburgh ... Had a tackle for loss against Central Michigan and a half-tackle for loss at Baylor ... Forced a fumble in the



PLAYER BIOS

season opener against Southeastern Louisiana and had an important fumble recovery in the second quarter that set the OSU offense up on the West Virginia eight-yard line - the Cowboys scored a touchdown two plays later.

2015 (Freshman): Missed most of the season due to injury, but did play in the season opener at Central Michigan, against Baylor and against Ole Miss in the Sugar Bowl ... Did not record any statistics.


2014: Redshirt

High School: Coached by Brady Carney at Muenster ... Finished his senior year with 58 tackles, 14 tackles for loss, nine sacks, four forced fumbles, three fumble recoveries and an interception that he returned for a touchdown ... Also had 40 receptions for 976 yards and 12 touchdowns on offense ... *Associated Press Sports Editors* honorable mention Class A all-state, *Waco Tribune* top 100 Texas recruit and first-team all-district Division II as a senior ... *Associated Press Sports Editors* first team Class A all-state and first team all-district Division II as a junior ... First team all-district, Division II as a sophomore ... Also held offers from Boise State, North Texas, SMU, UTSA and UTEP ... Averaged a double-double in basketball, earning All-State honors ... Qualifying for the state meet in track and field ... Ran the 100-meter dash in 11.6 seconds and holds a long jump of 22-00.5 inches ... Also played baseball.

Personal: Cole Aaron Walterscheid was born Oct. 25, 1995, in Muenster, Texas ... Son of Mel and April Walterscheid ... Management major.

Walterscheid's Career Stats

Year	GP	UT-AT-TT	TFL	Sacks	INT	PBU	QBH	FF	FR	BK
2015	3	0-0-0	0	0	0	0	0	0	0	0
2016	13	23-5-28	5.5	2.0	0	0	5	1	1	0
2017	12	16-2-18	6.5	1.0	0	0	2	2	1	0
Career	25	39-7-46	12.0	3.0	0	0	7	3	2	0



OKLAHOMA STATE
COWBOYS



28 JAMES WASHINGTON

RECEIVER | 6-0 | 205 | SENIOR
STAMFORD, TEXAS/STAMFORD

- 2015 Second-Team All-Big 12 (Coaches)
- 2015 Second-Team All-Big 12 (Associated Press)
- 2015 Thurman Thomas Award (OSU's Outstanding Offensive Player)
- 2016 First-Team All-Big 12 (Associated Press)
- 2016 First-Team All-Big 12 (Coaches)
- 2016 Second-Team Academic All-Big 12
- 2016 Thurman Thomas Award (OSU's Outstanding Offensive Player)
- 2016 Alamo Bowl Offensive MVP
- 2016 Team Captain as Voted by Teammates
- 2017 Walter Camp All-American
- 2017 FWAA All-American
- 2017 Biletnikoff Award Finalist
- 2017 First-Team All-Big 12 (Coaches)

- 2017 Maxwell Award Semifinalist
- 2017 Earl Campbell Tyler Rose Award Semifinalist
- 2017 A.P. Midseason All-American
- 2017 ESPN Midseason All-American
- 2017 Sporting News Midseason All-American
- 2017 CBS Sports Midseason All-American

Career Highs

Receptions	9, twice, last vs. Colorado, 12/29/16
Receiving Yards	296 vs. Pittsburgh, 9/17/16
Long Reception	91 vs. Pittsburgh, 9/17/16

Will go down as one of the best and most productive receivers in Oklahoma State history and in the history of the Big 12 Conference ... Enters the bowl game with 4,346 career receiving yards, a figure that leads all active FBS players and ranks third in Big 12 history ... He needs 68 yards to pass Rashaun Woods for the Oklahoma State school record and to move into second on the all-time Big 12 list ... Leads all active FBS players with 38 career receiving touchdowns and his career average of 85.2 receiving yards per game is the best among all receivers from Power Five conferences with a minimum of 2,000 career receiving yards ... Joins Rashaun Woods as the only two players in Oklahoma State history with three seasons of at least 1,000 receiving yards ... Washington and Woods are also the only two Cowboys ever with three seasons of at least 10 touchdown receptions.

2017 (Senior): Finalist for the Biletnikoff Award presented to the nation's top receiver ... Unanimous first-team All-Big 12 honoree ... Earned a spot on All-America teams honored by the Walter Camp Football Foundation and the Football Writers Association of America ... Unanimous mid-season All-America selection ... Finished the regular season with 69 catches for 1,423 yards and 12 touchdowns ... His 1,423 receiving yards and 118.6 receiving yards per game both led the FBS and his 12 touchdown receptions ranked fourth nationally ... Led all FBS players with 17 catches of 30 yards or longer, 10 catches of 40 yards or longer and seven catches of 50 yards or longer ... Helped Oklahoma State become the first offense in Big 12 history to have a 4,000-yard passer (Mason Rudolph), a 1,000-yard rusher (Justice Hill) and two 1,000-yard receivers (Marcell Ateman and James Washington) ... With Had eight 100-yard games during the regular season, highlighted by a six-catch, 235-yard, one touchdown explosion against Baylor ... Closed the season strong with 16 catches for 265 yards and three touchdowns in his final two games ... Had multi-touchdown games against Tulsa, West Virginia and Kansas State ... Enters the bowl game with 1,423 receiving yards this season, a mark that is 18 yards shy of a top-five single-season effort in school history ... Enters the bowl game averaging 20.62 yards per reception ... If he finishes the season with over 20 yards per catch, he'll become the first player in school history to average more than 20 yards per reception in multiple seasons.

2016 (Junior): Team captain as voted by his teammates ... Earned first-team All-Big 12 honors for the first time in his career after ranking second in the league with 1,380 receiving yards ... Had a historic performance with nine catches for 296 yards and two touchdowns to help lead the Cowboys to victory over Pittsburgh in week three ... That showing earned him national offensive player of the week honors from the Walter Camp Football Foundation ... His 296 yards marked the second-most in a single game for any player in the nation in 2016, the second-highest single-game mark in school history and the fourth-most in Big 12 history ... Led all FBS players with a minimum of 70 receptions by averaging 19.44 yards per catch ... The only player

in the country with three catches of at least 80 yards ... Went over 100 yards receiving in four of his last six games to close out the season, including a nine-catch, 171-yard explosion against No. 10 Colorado in the Alamo Bowl en route to securing Alamo Bowl Offensive MVP honors ... Making his numbers even more impressive is the fact that injury forced him to leave the game in the third quarter ... Further, the Colorado secondary entered that game hailed as the nation's best and was ranked third nationally in pass efficiency defense and 13th nationally in pass defense ... Averaged 140.0 receiving yards per game against Power Five conference opponents who finished 2016 with winning records ... His 82-yard touchdown reception in the fourth quarter of Oklahoma State's win at Kansas State was one of the most important plays of the season, as it dramatically swung the momentum in the Cowboys' favor after they had been trailing, 37-28, with under eight minutes left in the game ... Scored on a 91-yard touchdown reception on the first play from scrimmage in the Cowboys' win over Pittsburgh ... Added receptions of 50 yards, 43 yards and 35 yards in that win over the Panthers ... Struck for an important 82-yard touchdown reception late in the third quarter in the Cowboys' win over Texas Tech that opened up a 10-point advantage for OSU that the Red Raiders were never able to overcome.

2015 (Sophomore): A second-team All-Big 12 selection, behind only a pair of Biletnikoff Award finalists in Corey Coleman from Baylor and Josh Doctson from TCU ... Midseason addition to the watch list for the Biletnikoff Award, given to the nation's top receiver ... Recipient of OSU's Thurman Thomas Award, given by the coaches to the team's outstanding offensive players ... Led the nation with four 70-plus yard receptions and ranked 10th nationally with 20.5 yards per catch ... His 10 receiving touchdowns were good for 17th in the nation ... With 1,087 receiving yards, he became one of only four underclassmen ever at OSU to post a 1,000-yard receiving season, joining Rashaun Woods (2001), Dez Bryant (2008) and Justin Blackmon (2010) ... Reached 100 yards receiving five times and led the team with 17 explosive plays from scrimmage (20+ yard gains) ... Second on the team with 53 receptions ... Went for 100 receiving yards or more in four of his last six regular season games. All five of his 100-yard games came against Big 12 opposition ... Scored touchdowns on four consecutive touches with gains of 75, 73, 48, and 50 yard in wins over Texas Tech and TCU ... Named Big 12 offensive player of the week after recording a career-high 200 receiving yards, including two 70-plus yard touchdown plays in the fourth quarter, in OSU's win over Texas Tech in Lubbock ... His 50.0 yards per reception that day set a school record (min. 3 receptions) ... Named Earl Campbell Tyler Rose Award National Player of the Week after catching five passes for 184 yards and three touchdowns in OSU's win over TCU ... OSU's co-offensive player of the game vs. Kansas ... OSU's offensive player of the game vs. Texas Tech.

2014 (Freshman): Led the team with six touchdown catches, a mark that ranked fourth nationally among true freshmen ... Was eighth in the Big 12 and 47th nationally with 16.3 yards per reception ... Turned in the most productive receiving day for a Cowboy freshman since Dez Bryant when he made four catches for 114 yards and a touchdown against a Baylor squad that entered the game ranked 14th nationally in total defense ... Highlighted by a 68-yard touchdown reception, Washington's 114 receiving yards were the third-most ever for an OSU freshman, trailing only Bryant's 155 yards vs. Kansas and 117 yards vs. Indiana in 2007 ... Washington joined Bryant, Marcellus Rivers and Hart Lee Dykes as the only freshmen in OSU history to post a 100-yard receiving day ... Made three catches for 87



PLAYER BIOS



James Washington

yards and two touchdowns in OSU's win over Texas Tech ... Made a highlight-reel one-handed touchdown grab in the end zone as part of the Cowboys' win over Washington in the Cactus Bowl... Added touchdown grabs against UTSA and Texas ... Offensive recipient of the team's Russell Okung Award presented to the outstanding newcomer.

High School: Coached by Wayne Hutchinson at Stamford HS... Finished his senior year as a 2013 Class 1A state champion in Texas, racking up 73 catches for 1,331 yards and 24 touchdowns ... Also played defense, recording 42 tackles and seven interceptions ... First-team selection on *Dave Campbell's Texas Football* 2013 all-Texas team in addition to being named Class 1A Texas player of the year by the publication ... Finished his junior year with 78 receptions for 1,172 yards and 22 scores to help lead Stamford to the state title, earning first team all-district and first team all-state honors along the way ... District MVP in basketball and was a first-team all-district and first-team all-region tennis player who played in the state doubles quarterfinals ... Also played basketball and was a member of Stamford student council ... Held offers from Texas, TCU, Texas Tech and Texas State.

Personal: James Edward Washington, Jr. was born April 2, 1996, in Abilene, Texas ... Son of James and Chrysta Washington ... Agribusiness major with an option in farm and ranch management.

Washington's 2014 Game-by-Game Receiving Stats

Date	Opponent	No.	Yds.	TD	Long
Aug. 30	vs. Florida State	1	5	0	5
Sept. 6	Missouri State	0	0	0	0
Sept. 13	UTSA	1	33	1	33
Sept. 25	Texas Tech	3	87	2	39
Oct. 4	Iowa State	2	3	0	3
Oct. 11	at Kansas	2	17	0	9
Oct. 18	at TCU	0	0	0	0
Oct. 25	West Virginia	5	87	0	38
Nov. 1	at Kansas State	3	33	0	17
Nov. 15	Texas	3	19	1	8
Nov. 22	at Baylor	4	114	1	68
Dec. 6	at Oklahoma	2	25	0	21
Jan. 2	vs. Washington	2	33	1	28

Washington's 2015 Game-by-Game Receiving Stats

Date	Opponent	No.	Yds.	TD	Long
Sept. 3	at Central Michigan	2	19	0	16
Sept. 12	Central Arkansas	3	59	0	40
Sept. 19	UTSA	3	35	0	20
Sept. 26	at Texas	4	42	0	15
Oct. 3	Kansas State	7	100	1	32
Oct. 10	at West Virginia	2	30	0	22
Oct. 24	Kansas	6	103	1	43
Oct. 31	at Texas Tech	4	200	2	73
Nov. 7	TCU	5	184	3	74
Nov. 14	at Iowa State	4	48	0	19
Nov. 21	Baylor	5	88	2	39
Nov. 28	Oklahoma	7	169	1	72
Jan. 1	vs. Ole Miss	1	10	0	9

Washington's 2016 Game-by-Game Receiving Stats

Date	Opponent	No.	Yds.	TD	Long
Sept. 3	SE Louisiana	5	34	0	12
Sept. 10	Central Michigan	5	69	1	32

Sept. 17	Pittsburgh	9	296	2	91
Sept. 24	at Baylor	6	89	0	32
Oct. 1	Texas	3	91	1	54
Oct. 8	Iowa State	8	152	2	42
Oct. 22	at Kansas	1	9	0	9
Oct. 29	West Virginia	6	117	0	33
Nov. 5	at Kansas State	7	117	2	82
Nov. 12	Texas Tech	6	158	1	82
Nov. 19	at TCU	4	27	0	11
Dec. 3	at Oklahoma	2	50	0	44
Dec. 29	vs. Colorado	9	171	1	46

Washington's 2017 Game-by-Game Receiving Stats

Date	Opponent	No.	Yds.	TD	Long
Aug. 31	Tulsa	6	145	2	77
Sept. 8	at South Alabama	2	98	1	66
Sept. 16	at Pittsburgh	5	124	0	39
Sept. 23	TCU	6	153	1	86
Sept. 30	at Texas Tech	9	127	1	30
Oct. 14	Baylor	6	235	1	68
Oct. 21	at Texas	4	32	0	14
Oct. 28	at West Virginia	7	91	2	19
Nov. 4	Oklahoma	7	128	1	51
Nov. 11	at Iowa State	1	25	0	22
Nov. 18	Kansas State	8	159	2	52
Nov. 25	Kansas	8	106	1	30

Washington's Career Receiving Stats

Year	G	Rec.	Yds.	Avg.	TD	Long	Avg./G
2014	13	28	456	16.3	6	68	35.1
2015	13	53	1087	20.5	10	74	83.6
2016	13	71	1380	19.4	10	91	106.2
2017	12	69	1423	20.6	12	86	118.6
Career	51	221	4346	19.7	38	91	85.2



PLAYER BIOS



OKLAHOMA STATE
COWBOYS



89 TRALUND WEBBER

DEFENSIVE END | 6-5 | 250 | SENIOR
CAMERON, TEXAS/CAMERON YOE/
BLINN COLLEGE

Pronounced TRAY-luhnd

Career Highs

Tackles 3, twice, last at Iowa State, 2017
Sacks 1.0 vs. Oklahoma, 2017
TFL 1.0 vs. Oklahoma, 2017

Enjoyed a productive junior season and was a regular in the playing time rotation as a senior.

2017 (Senior): Saw action as a reserve defensive end and on special teams in all 12 regular season games ... Posted 15 tackles, 10 of which were solo ... Notched a solo sack against Oklahoma and assisted on a tackle for loss against Baylor ... Had two quarterback hurries.

2016 (Junior): Ranked second on the team with 6.0 sacks and 9.0 tackles for loss ... His 9.0 tackles for loss represents the highest for a first-year defensive lineman at Oklahoma State during the Mike Gundy era (2005-present) ... Recorded a sack in three of the final four games of the season (vs. Texas Tech, TCU and Colorado) ... Logged a season-high four tackles in the opener against Southeastern Louisiana and again at TCU ... Had three tackles against Pittsburgh ... Had two sacks against Iowa State and one against Central Michigan.

Junior College: Played in eight games as a sophomore, recording 35 tackles, nine tackles for loss and six sacks ... Added two forced two fumbles, a fumble recovery and an interception ... Played in all eight games as a freshman, totaling 26 tackles, seven tackles for loss and 3.5 sacks ... Also forced three fumbles, recovered two fumbles and made one interception.

High School: Played for Rick Rhoades at Cameron Yoe ... Named first team all-district and all-state ... Defensive MVP of the 2013 state title game ... Won state titles in 2012 and 2013.

Personal: Tralund Webber was born April 11, 1996, in Cameron, Texas ... Son of Shereba Webber and Nicholas Tezino ... Undeclared major.

Webber's Career Stats

Year	GP	UT-AT-TT	TFL	Sacks	INT	PBU	QBH	FF	FR	BK
2016	13	17-4-21	9.0	6.0	0	3	0	0	0	0
2017	12	10-5-15	1.5	1.0	0	0	2	0	0	0
Career	25	27-9-36	10.5	7.0	0	3	2	0	0	0



OKLAHOMA STATE
COWBOYS



45 CHAD WHITENER

LINEBACKER | 6-0 | 240 | R-SENIOR
MANSFIELD, TEXAS/MANSFIELD/CALIFORNIA

Pronounced WHITE-ner

2015 First Team All-Big 12 (*San Antonio Express-News*)

2015 Second Team Academic All-Big 12

2016 Second Team All-Big 12 (Coaches)

2016 First-Team Academic All-Big 12

2016 Leslie O'Neal Award (OSU's Outstanding
Defensive Player)

2017 First-Team Academic All-Big 12

Career Highs

Tackles 19 vs. Baylor, 2015
Tackles for Loss 3.0 vs. Kansas State, 2015
Sacks 2.0 vs. Kansas State, 2015
Interceptions 2 vs. TCU, 2015

Native Texan who started his career at California in 2013 before transferring to OSU in the summer of 2014 ... Stepped into the starting lineup midway through 2015 and has started all but one game since.

2017 (Senior): First-team Academic All-Big 12 selection ... Started all 12 regular season games and led the team with 68 tackles ... Physical player who is proficient against the run ... Of his 68 total tackles, 56 came on rushing plays, a total that led the team by far ... Added 6.5 tackles for loss and tied for second on the team with two interceptions ... Credited with four quarterback hurries and a pass broken up ... Set a season high with nine tackles against TCU ... Had eight tackles against both Oklahoma and Kansas State ... Posted a season high with 2.5 tackles for loss


against Kansas State and 2.0 against Texas ... Picked off Oklahoma's Baker Mayfield in the end zone late in the Bedlam game, then came back to intercept another pass against Kansas three weeks later.

2016 (Junior): A second-team All-Big 12 honoree by the coaches ... Ranked third on the team with 71 tackles ... His two highest tackle outputs both came against teams ranked in the top 10, as he logged 13 against West Virginia and 11 at Oklahoma ... Against the Mountaineers, eight of his tackles were unassisted ... Also had eight solo stops against Pittsburgh ... Had a sack against West Virginia and two tackles for loss against Iowa State ... Broke up a pair of passes in OSU's win at Kansas ... Had 1.5 tackles for loss in the Cowboys' Alamo Bowl win over No. 10 Colorado ... Served as a game captain against Baylor.

2015 (Sophomore): First-team All-Big 12 performer as selected by the *San Antonio Express-News* ... Second team Academic All-Big 12 honoree ... OSU's third-leading tackler with 93 tackles despite not starting the first five games of the season ... Lit up the rest of the stat sheet as well with 7.5 tackles for loss, 2.0 sacks, two interceptions, a quarterback hurry, a forced fumble and a fumble recovery ... Played in every game and started the last eight ... Took over the starting job at West Virginia after Ryan Simmons was lost due to injury ... Led the team with a career-high 19 tackles vs. Baylor ... Picked off TCU's Trevone Boykin twice in the second half, returning one for a touchdown and the other to the 1-yard line to set up a touchdown ... Earned FWAA National Player of the Week, Big 12 Defensive Player of the Week and OSU's defensive player of the game for that performance ... Led the team with nine tackles, 3.0 tackles for loss and a pair of crucial sacks in OSU's two-point win over KSU ... Excelled in his first game as a starter, logging 11 tackles, a forced fumble and a recovery at West Virginia ... Had five tackles against Ole Miss in the Sugar Bowl.

2014: Redshirt

2013 (Freshman): Logged six tackles (four unassisted as a freshman playing for California) ... Recorded a tackle for loss and a fumble recovery against Oregon State ... Set a season high with three tackles against USC.



Chad Whitener



PLAYER BIOS

High School: Well-respected product who totaled 334 tackles, 8.0 sacks, three forced fumbles, two fumble recoveries and one interception during his three seasons at Mansfield HS ... Played in the Offense-Defense All-American Bowl after recording 145 tackles, 15.0 tackles for loss, 4.0 sacks, one interception and a career-high two forced fumbles as a senior in 2012 ... North Texas defensive player of the year by the First Down Club ... Participated at the U.S. Army All-American combine in January of 2012 ... Named the district 5-5A defensive co-MVP as a 2011 junior when he recorded 195 tackles, 4.0 sacks, two interceptions, two fumble recoveries and one forced fumble ... Registered 96 tackles during his 2010 sophomore campaign when he was named the 5A region I District 5-5A newcomer of the year and sophomore defensive player of the year, while also adding his team's sophomore defensive MVP honors and all-academic recognition ... Three-star recruit according to 247Sports, ESPN, PrepStar, Rivals and Scout.

Personal: Chad Nishino Whitener was born Nov. 22, 1994 ... Son of Charles and Reikio Whitener ... Management major.

Whitener's Career Stats

Year	GP	UT-AT-TT	TFL	Sacks	INT	PBU	QBH	FF	FR	BK
2013	12	4-2-6	1.0	0	0	0	0	0	0	1
2014										
2015	13	58-35-93	7.5	2.0	2	0	1	1	1	0
2016	12	45-26-71	7.5	1.0	0	4	1	0	0	0
2017	12	47-21-68	6.5	0.0	2	1	4	0	0	0
Career	49	154-84-238	22.5	3.0	4	5	6	1	2	0



OKLAHOMA STATE
COWBOYS



56 LARRY WILLIAMS

OFFENSIVE LINEMAN | 6-4 | 330 | R-SENIOR
WILMINGTON, N.C./LANEY/EAST CAROLINA/
HUTCHINSON CC

Junior college transfer who started his collegiate career at East Carolina ... Injuries derailed his 2016 and 2017 seasons at Oklahoma State.

2017 (Senior): Was perhaps Oklahoma State's most physical and best offensive lineman for the first three games before an injury sustained in practice prior to the Cowboys' Big 12 opener against TCU ended his season ... With Williams in the lineup, OSU averaged 54.0 points and 200 rushing yards per game.

2016 (Junior): Started the first five games of the season before succumbing to injury ... Dressed for the regular-season finale at Oklahoma but did not play ... Returned to action in the Cowboys' win over No. 10 Colorado in the Alamo Bowl.

2015 (at HCC): Started all 11 games for coach Rion Rhoades at Hutchinson Community College, playing at left


tackle and on special teams ... A first team selection on the NJCAA All-America team, becoming the first Blue Dragon offensive lineman to earn All-America honors since 1998 ... The fourth HCC offensive lineman in team history to earn first-team All-America honors ... First-team selection to the 2015 KJCCC All-Conference team ... Helped the Blue Dragons lead the Jayhawk Conference and rank eighth nationally in rushing at 244.8 yards per game ... Hutchinson running backs rushed for 32 touchdowns behind him and the rest of the offensive line.

2014 (at ECU): Saw action in all 13 games, primarily on special teams ... Played on several units, mostly in a blocking role ... Tallied a pair of tackles on the coverage squad during the season opener against North Carolina Central.

2013 (at ECU): Redshirt. Played on the offensive scout team.

High School: Totaled 56 tackles, including 33 solo stops, one sack and two fumble recoveries as a senior team captain for head coach Greg Ditz at Laney High School ... Helped the Buccaneers to a 5-5 regular season record and an appearance in the North Carolina High School Athletic Association 4AA playoffs ... A three-star recruit and a top 50 North Carolina prospect according to ESPN.com ... A two-time Wilmington Star News All-Area first team selection as an offensive lineman ... Also earned first team All-Mideastern Conference honors as a junior in 2011 after contributing to LHS's 8-4 record and second-round playoff appearance ... Victory against Wakefield in the opening round was the school's first post-season win since 2001 ... Finished his junior campaign with 32 stops (28 solo, six tackles for loss) and graded out at 88 percent for play on the offensive line ... Defensive efforts in 2011 include an eight-tackle performance against Hoggard and a seven-stop day against J.H. Rose ... Was a two-way starter as a sophomore, junior and senior after playing at the junior varsity level as a freshman ... Participated in the 2011 Shrine Bowl Combine ... Also a standout letterman on the mat, finishing seventh in the NCHSAA state wrestling tournament at 285 pounds as a junior ... As a senior, helped Buccaneers to the Mideastern 4A Conference Dual Meet Wrestling championship, defeating Hoggard (51-21), J. H. Rose (65-10), New Hanover (70-12) and three-time defending champion New Bern (45-23) to take the title ... Won all five 285-pound matches, including two pins, to help claim the championship ... Also took first place in the 285-pound class at the Battle at the Beach, leading team to a first-place finish among eight squads ... Picked up additional varsity letters in track.

Personal: Larry Alexander Williams was born as a triplet on Feb. 22, 1995, in Wilmington, N.C. ... Son of Larry and Pam Williams ... University studies/education major.



OKLAHOMA STATE
COWBOYS



8 RODARIUS WILLIAMS

CORNERBACK | 6-0 | 180 | R-FRESHMAN
SHREVEPORT, LA./CALVARY BAPTIST


Pronounced roh-DARE-ee-us

Career Highs

Tackles	9 at Iowa State, 2017
TFL	1 at Texas, 2017
Pass Break Ups	2, twice, last at Iowa State, 2017
Interceptions	No career interceptions

An everyday starter as a freshman who gained a wealth of experience on the fly.

2017 (Freshman): An everyday starter who seldom came off the field when the Cowboys were on defense ... Should benefit down the road from extensive playing time early in his career ... His nine passes broken up tied for the team lead ... The most memorable of his pass break-ups was an important one in the end zone late in the Cowboys' win at Iowa State ... Logged 42 tackles, 34 of which were solo ... Had a tackle for loss against Texas ... Logged a season-high nine tackles against Iowa State and had seven against TCU.



Rodarius Williams



PLAYER BIOS

2016: Redshirt.

High School: Played for coach John Bachman, Sr., at Calvary Baptist Academy ... Finished his senior season with 38 total tackles and led the team with five passes defended and four interceptions, two of which he returned for touchdowns ... Also forced a fumble, returned a kickoff for 46 yards and caught two passes for 81 yards ... Was an all-district and all-state selection ... Junior stats included 31 tackles, five interceptions, six passes defended, one fumble recovery and two pick-sixes ... Also a standout basketball player and competed on the track and field team.

Personal: Rodarius Williams was born Sept. 12, 1996, in Shreveport, La. ... Son of Lakesha Williams ... His brother, Andraez, plays for LSU ... Undeclared major.

Williams' Career Stats

Year	GP	UT-AT-TT	TFL	Sacks	INT	PBU	QBH	FF	FR	BK
2017	12	34-8-42	1.0	0	0	9	1	0	0	0
Career	12	34-8-42	1.0	0	0	9	1	0	0	0



OKLAHOMA STATE
COWBOYS



58 BRETT WILSON
OFFENSIVE LINE | 6-2 | 275 | R-SOPHOMORE
CASHION, OKLA./CASHION

A walk-on who has contributes on the scout team.


2017 (Sophomore): Saw his first career game action when he came on late in the Cowboys' win over Kansas.

2016 (Freshman): Squad member who was part of OSU's scout team.

2015: Redshirt

High School: Played for coach Lynn Shackelford at Cashion ... As a senior, named to the OCA all-state team, *The Oklahoman* all-state second team, the all-district team and his team's MVP ... Started on a line that helped Cashion finish as state runner-up as a senior and state quarterfinalist as a junior ... Junior year accolades included an all-district selection and team offensive MVP award ... Also played baseball ... Valedictorian of his senior class, four superintendents honor roll selections, a 31 ACT score and a 4.0 overall GPA ... An active member of student council, Fellowship of Christian Athletes and National Honor Society.

Personal: Brett Wilson was born Aug. 24, 1996, in Oklahoma City, Okla. ... Son of Chad and Heather Wilson ... Biological science major.



OKLAHOMA STATE
COWBOYS



22 JA'RON WILSON
RUNNING BACK | 5-10 | 225 | R-FRESHMAN
EULESS, TEXAS/TRINITY

Pronounced JAY-rah-n

Career Highs

Rushes	6, twice, last vs. Kansas, 11/25/17
Rushing Yards	27 vs. Kansas, 11/25/17
Long Rush	7 vs. Kansas, 11/25/17

A powerful walk-on running back who does his best work inside the tackles.

2017 (Freshman): Saw late-game action in the Cowboys' wins over Tulsa, Baylor and Kansas ... Carried six times for 27 yards against the Jayhawks and six times for 14 yards against the Bears ... His collegiate debut produced a five-carry, eight-yard effort against the Golden Hurricane.

2016: Redshirt.

High School: Played for coach Chris Jensen at Trinity High School ... Helped lead his team to a 10-1 record as a senior, leading the team in rushing yards (1,832), carries (192) and touchdowns (19) on 9.54 yards per carry ... Named the Build For Tough Player of the Week after he rushed for 339 yards and three touchdowns in a 37-35 win over Southlake Carroll his senior year ... Rushed for 1,791 yards on 261 carries as a junior ... As a sophomore, rushed 168 times for 1,343 yards while rotating in with other backs.

Personal: Ja'Ron Wilson was born Sept. 5, 1997, in Fort Worth, Texas ... Son of James and Sharonda Wilson ... Studies business.

Wilson's 2017 Game-by-Game Rushing Stats

Date	Opponent	No.	Gain	Loss	Net	TD	Long	Avg.
Aug. 31	Tulsa	5	10	2	8	0	5	1.6
Sept. 8	at South Alabama				DNP			
Sept. 16	at Pittsburgh				DNP			
Sept. 23	TCU				DNP			
Sept. 30	at Texas Tech				DNP			
Oct. 14	Baylor	6	18	4	14	0	6	2.3
Oct. 21	at Texas				DNP			
Oct. 28	at West Virginia				DNP			
Nov. 4	Oklahoma				DNP			
Nov. 11	at Iowa State				DNP			
Nov. 18	Kansas State				DNP			
Nov. 25	Kansas	6	27	0	27	0	7	4.5

Wilson's 2017 Game-by-Game Receiving Stats

Date	Opponent	No.	Yds.	TD	Long
Aug. 31	Tulsa	0	0	0	0
Sept. 8	at South Alabama		DNP		
Sept. 16	at Pittsburgh		DNP		
Sept. 23	TCU		DNP		
Sept. 30	at Texas Tech		DNP		
Oct. 14	Baylor	0	0	0	0

Oct. 21	at Texas		DNP				
Oct. 28	at West Virginia		DNP				
Nov. 4	Oklahoma		DNP				
Nov. 11	at Iowa State		DNP				
Nov. 18	Kansas State		DNP				
Nov. 25	Kansas	0	0	0	0	0	0

Wilson's Career Rushing Stats

Year	G	Att.	Gain	Loss	Net	Avg.	TD	Long	Avg./G
2017	3	17	55	6	49	2.9	0	7	16.3
Career	3	17	55	6	49	2.9	0	7	16.3

Wilson's Career Receiving Stats

Year	G	Rec.	Yds.	Avg.	TD	Long	Avg./G
2017	3	0	0	0.0	0	0	0.0
Career	3	0	0	0.0	0	0	0.0




OKLAHOMA STATE
COWBOYS



72 JOHNNY WILSON
OFFENSIVE LINE | 6-3 | 310 | R-SOPHOMORE
MIDLAND, TEXAS/MIDLAND CHRISTIAN

A versatile performer who had a breakthrough sophomore campaign and has positioned himself as a key figure on the Oklahoma State offensive line moving forward.





PLAYER BIOS


2017 (Sophomore): Saw action in all 12 regular-season games ... Broke into the starting lineup at right guard against TCU in week four and was slated to stay in that spot until he had to move to center during the second quarter of the following week's game at Texas Tech due to an injury to Brad Lundblade ... Started the next two games at center before returning to right guard and staying there for the rest of the season ... Recognized by the coaches as OSU's offensive player of the game in the Pokes' win at Texas ... With Wilson playing an important role, the Cowboys finished the regular season as the FBS leaders in passing offense, ranked second in total offense and third in scoring offense ... He helped Oklahoma State become the first team in Big 12 history to have a 4,000-yard passer, two 1,000-yard receivers and a 1,000-yard rusher in the same season.

2016 (Freshman): Earned his spot as the second-team center during preseason camp and held that position all season but only saw game action three times - in the opener at Southeastern Louisiana, at Kansas and in the Cowboys' Alamo Bowl win over No. 10 Colorado.

2015: Redshirt.

High School: Played for coach Greg McClendon at Midland Christian ... A four-star prospect by *ESPN*, which ranked him as the No. 34 offensive tackle nationally ... Honored on the TAPPS Division I all-state first team as a senior, junior and sophomore and received second team honors as a freshman ... All-district first team all four years of high school ... Named to the academic all-state team ... Competed in track and field as well ... Early commitment that accepted first scholarship offer from Oklahoma State.

Personal: Johnny Lewis Wilson was born March 30, 1997, in Midland, Texas ... Son of Kevin and Leslie Wilson ... Father, Kevin played college football and mother, Leslie, played college basketball ... Undeclared major.



OKLAHOMA STATE
COWBOYS



88 LANDON WOLF
WIDE RECEIVER | 5-11 | 170 | R-FRESHMAN
TULSA, OKLA./EAST CENTRAL

2017 First-Team Academic All-Big 12

A walk-on who has found his way onto the field in key situations, both on special teams and as a receiver.

2017 (Freshman): Played in all 12 regular season games ... The only stats he recorded came on special teams, where he recorded seven tackles ... His four tackles on Oklahoma State punts led the team ... Posted a season-high two tackles against Kansas ... Moved into the role of first-team kickoff returner in the Cowboys' win at Iowa State, but he never got a return chance.

2016: Redshirt.

High School: Played for coach Cameron Bennett at East Central High School ... A versatile player who played on both sides of the ball and contributed as returner as well ... Totaled more than 2,000 all-purpose yards in his high school career.

Personal: Landon Wolf was born Sept. 8, 1998, in Tulsa, Okla. ... Son of April Wolf ... Studies sociology.



OKLAHOMA STATE
COWBOYS




18 JELANI WOODS
QUARTERBACK | 6-7 | 235 | FRESHMAN
ELLENWOOD, GA/CEDAR GROVE

A massive quarterback who comes from a high school offense that is similar to Oklahoma State's.

2017: Redshirt.

High School: Played for coach Jermaine Smith at Cedar Grove ... Led Cedar Grove to its first state championship with a 13-2 overall record as a senior ... Named the Montlick and Associates Region 5 Athlete of the Year ... A first team selection to the all-region 5 3A team after throwing for 2,316 yards and 26 touchdowns, and also an honorable mention all-state selection ... As a junior, completed 62 percent of his passes for 1,992 yards, with 20 TD passes against six interceptions ... Cedar Grove finished his junior season with an 11-2-1 record and advanced to the state semifinals ... Sophomore season numbers included a 66.7 completion percentage, 1,489 passing yards and 16 touchdowns while helping lead the team to the second round of the playoffs ... Was also a talented basketball player, earning honorable mention honors to the AJC all-state team as a junior ... Rated as a three-star prospect by *Rivals*, *Scout*, *ESPN* and *247Sports* ... *Rivals* ranked him as the No. 20 dual threat quarterback prospect in the nation, while *ESPN* tabbed him as the No. 25 pocket passer in the country and *Scout* listed him as the No. 41 overall quarterback prospect nationally ... Chose Oklahoma State over offers from Michigan, Louisville, Kansas State, South Carolina, Colorado State, Florida Atlantic, South Alabama, South Florida and others.

Personal: Jelani Woods was born Oct. 9, 1998 ... Son of Greg and Shaheerah Woods.



OKLAHOMA STATE
COWBOYS



11 KEONDRE WUDTEE
QUARTERBACK | 6-4 | 210 | R-FRESHMAN
BOSSIER CITY, LA./PARKWAY

Pronounced kee-AWN-dray WOOD-tee

Career Highs

Completions	1 at South Alabama, 2017
Attempts	3 at South Alabama, 2017
Yards	7 at South Alabama, 2017
Passing TD	7 at South Alabama, 2017
Long Pass	7 at South Alabama, 2017

A quarterback prospect who saw some action as a freshman.

2017 (Freshman): Made his collegiate debut against South Alabama, completing one of three passes in that game for seven yards ... Rushed three times for 29 yards in that contest as well ... Played against Baylor, but did not record any statistics.

2016: Redshirt.

High School: Played for coach David Feaster at Parkway ... Led his team to a 12-2 record as a senior, throwing for more than 3,000 yards and 29 touchdowns with only nine interceptions and a 58 percent completion rate ... A first team all-district selection, a team MVP and an honorable mention all-state selection ... Also played basketball and competed on the track and field team.

Personal: Keondre Lamar Wudtee was born Oct. 17, 1997, in Japan ... Son of Charles and Luisa Wudtee ... As part of a military family, he has lived in Japan, Germany and Louisiana ... Undeclared major.

Wudtee's Career Passing Stats

Year	G	Effic	Cmp-Att-Int	Pct	Yds	TD	Lng	Avg/G
2017	2	52.93	1-3-0	33.3	7	0	7	3.5
Career	2	52.93	1-3-0	33.3	7	0	7	3.5

Wudtee's Career Rushing Stats

Year	G	Att	Gain	Loss	Net	Avg	TD	Long	Avg/G
2017	2	3	29	0	29	9.7	0	18	14.5
Career	2	3	29	0	29	9.7	0	18	14.5



Season in Review

Mason Rudolph led a Cowboy offense that ranked among the national leaders in numerous prominent statistical categories.






SEASON STORY

STORYLINES OF 2017



DOMINANCE

Before it was even halftime, the Cowboys amassed 516 yards of offense and Mason Rudolph had 429 yards and five touchdown passes in OSU's win at Pittsburgh.



WINNING IN CRUNCH TIME

Mason Rudolph scored the game-winning touchdown on a 16-yard keeper with 1:12 remaining in the Cowboys' win at Texas Tech.



THE DEFENSE HAS ITS DAY

OSU forced Texas to go three-and-out on six of its seven possessions in the second half and Ramon Richards intercepted a pass in the end zone in overtime for the win.



YOUNG CORNERS, BIG PLAYS

Rodarius Williams (pictured) and A.J. Green came up big in the waning moments of the Cowboys' thrilling victory at Iowa State that wasn't decided until the last 32 seconds.

A pair of wins over ranked opponents and a 6-0 record on the road highlighted the 2017 regular season for Oklahoma State. The Cowboys were ranked in the Associated Press poll every week, topping out at No. 6 in late September.

After brushing aside Tulsa and South Alabama by wide margins to start the season, OSU went into its week three road tilt at Pittsburgh feeling confident, but was still unproven against a major-conference opponent. In what was as close to a perfect half of offensive football as has been played during the Gundy era, The Cowboys answered all questions by racing out to a 49-7 second-quarter lead over the Panthers. In the first half alone, OSU piled up 516 yards of offense and quarterback Mason Rudolph passed for 423 yards and five touchdowns before the Pokes eased off the gas in the second half.

From that point, expectations skyrocketed for OSU and the high-flying Cowboys were widely accepted into the national discussion of College Football Playoff contenders. Covered up by the rousing offensive success at Pittsburgh was the fact that right tackle Zach Crabtree and receiver Chris Lacy both sustained injuries in that game that would keep them out of the following game against TCU. Further compounding the issues is the fact that OSU's best offensive lineman at the time, Larry Williams, was lost for the season to an injury sustained in practice just a few days in advance of that clash with the Horned Frogs.

Sure enough, with the entire starting right side of the offensive line out of commission, OSU was unable to generate any kind of meaningful rushing attack against TCU, which deployed a strategy of regularly dropping seven and eight men into coverage because it was able to contain the run with just a few defenders against the depleted Cowboy line. The Horned Frogs won the game and took a chunk out of OSU's playoff hopes in the process.

The Cowboys rallied to win a thriller at Texas Tech the following week that wasn't decided until the final moments of the game. With the score deadlocked at 34, Marcell Ateman made an important third-down reception to extend what eventually became the game-winning drive after Rudolph scored on a 16-yard keeper with 1:12 remaining. The Cowboy defense locked the Red Raiders down on their last gasp possession to seal the win.

A 59-16 steamrolling of Baylor that was highlighted by a school-record 747 yards of total offense was followed by a tight 13-10 overtime win over Texas in which the Cowboy defense stole the show by forcing the Longhorns to go three-and-out on six of their seven possessions in the second half. The win at UT was appropriately capped off when Ramon Richards intercepted a pass in the end zone in overtime to clinch OSU's fifth consecutive win over Texas in Austin.

A 50-39 road win at No. 22 West Virginia set up a big-time Bedlam game against Oklahoma. The Cowboys entered the contest ranked No. 11 by the Associated Press and the Sooners were No. 8. ESPN's College Football Gameday was on hand for the Bedlam showdown that was the most anticipated Big 12 contest of the year, and the game lived up to its hype. The Sooners held a 55-52 lead and were driving to score again late in the game, but Chad Whitener's heroic interception in the end zone and 35-yard return gave the Cowboys the ball trailing by three points with 2:59 remaining. The Cowboys drove to the OU 38-yard line to whip Boone Pickens Stadium into a frenzy, but the potential game-winning drive stalled out. The Sooners then hit a long touchdown run to claim a 10-point victory.

Though OSU didn't beat OU, the Cowboys were still alive in the Big 12 championship race and needed to shake off the bitter defeat immediately because a road date with No. 24 Iowa State was up next. That week was loaded with questions about if OSU could rally back after such a devastating loss. Those questions were answered after the Cowboys were 49-42 winners over the Cyclones - it was never easy, though.

OSU trailed, 42-34, with about six minutes remaining when Rudolph hit Ateman for a 30-yard touchdown pass on a third-and-22 situation. The Cowboys connected on a two-point conversion to tie the game, then held Iowa State to a three-and-out to get the ball back. Three plays later, Rudolph found Dillon Stoner for a 19-yard touchdown to give OSU the lead. Iowa State then stormed down the field, but an interception in the end zone by A.J. Green with 32 seconds left clinched the Cowboy victory.

OSU then returned home and suffered a 45-40 defeat at the hands of Kansas State that snuffed out the Cowboys' Big 12 title aspirations, but bounced back the following week to hand Kansas a 58-17 defeat in the regular season finale.

2017 BIG 12 STANDINGS

Team	Big 12	All
Oklahoma	8-1	11-1
TCU	7-2	10-2
Oklahoma State	6-3	9-3
Iowa State	5-4	7-5
Kansas State	5-4	7-5
West Virginia	5-4	7-5
Texas	5-4	6-6
Texas Tech	3-6	6-6
Baylor	1-8	1-11
Kansas	0-9	1-11

2017 RESULTS

AUG. 31	TULSA	W	59-24
Sept. 8	at South Alabama	W	44-7
Sept. 16	at Pittsburgh	W	59-21
Sept. 23	No. 16 TCU	L	31-44
Sept. 30	at Texas Tech	W	41-34
OCT. 14	BAYLOR	W	59-16
Oct. 21	at Texas	Wot	13-10
Oct. 28	at No. 22 West Virginia	W	50-39
NOV. 4	No. 8 OKLAHOMA	L	52-62
Nov. 11	at No. 24 Iowa State	W	49-42
NOV. 18	KANSAS STATE	L	40-45
NOV. 25	KANSAS	W	58-17
Dec. 28	vs. Virginia Tech	-	4:15 pm CT



2017 HONORS AND RECOGNITION

2 MASON RUDOLPH - QB

- Johnny Unitas Golden Arm Award Winner
- Sammy Baugh Award Winner
- Davey O'Brien Award Finalist
- Manning Award Finalist
- Second-Team All-Big 12 (coaches)
- Associated Press Midseason Second Team All-America
- Maxwell Award Semifinalist
- Walter Camp Award Semifinalist
- Jason Witten Collegiate Man of the Year Semifinalist
- Wuerffel Trophy Watch List
- Manning Award Watch List
- Allstate AFCA Good Works Team Watch List
- Big 12 Offensive Player of the Week, Week 3 at Pittsburgh
- Manning Award Star of the Week, Week 1 vs. Tulsa
- Manning Award Star of the Week, Week 3 at Pittsburgh
- Manning Award Star of the Week, Week 5 at Texas Tech
- Davey O'Brien "Great 8" Performer, Week 1 vs. Tulsa
- Davey O'Brien "Great 8" Performer, Week 3 at Pittsburgh
- Davey O'Brien "Great 8" Performer, Week 5 at Texas Tech
- OSU Offensive Player of the Game vs. Tulsa
- College Football Performance Awards - Honorable Mention National Performer of the Week vs. Tulsa
- OSU Offensive Player of the Game vs. South Alabama
- College Football Performance Awards - Honorable Mention National Performer of the Week vs. Pittsburgh
- OSU Offensive Player of the Game vs. Baylor
- College Football Performance Awards - Honorable Mention National Performer of the Week vs. Iowa State

28 JAMES WASHINGTON - WR

- First-Team All-America, Walter Camp
- First-Team All-America, FWAA
- First-Team All-Big 12 (coaches)
- Biletnikoff Award Finalist
- Maxwell Award Semifinalist
- Earl Campbell Tyler Rose Award Semifinalist
- Associated Press Midseason First Team All-America
- ESPN Midseason First Team All-America
- *Sporting News* Midseason All-America
- *CBS Sports* Midseason All-America
- Preseason Associated Press All-America Team Unanimous First Team Selection
- Preseason All-Big 12 Football Team - Unanimous Selection
- Walter Camp Award Watch List

71 BRAD LUNDBLADE - OL

- First-Team All-Big 12 (coaches)
- William V. Campbell Trophy Finalist
- CoSIDA Academic All-District
- First Team Academic All-Big 12
- Rimington Trophy Preseason Watch List

5 JUSTICE HILL - RB

- First-Team All-Big 12 (coaches)
- Doak Walker Award Semifinalist
- CoSIDA Academic All-District
- First Team Academic All-Big 12
- Preseason All-Big 12 Football Team

60 ZACHARY CRABTREE - OL

- First-Team All-Big 12 (coaches)
- Preseason All-Big 12 Football Team
- OSU Offensive Player of the Game at Texas Tech

31 TRE FLOWERS - S

- First-Team All-Big 12 (coaches)
- Jim Thorpe Award Preseason Watch List
- Preseason All-Big 12 Football Team

91 DEQUINTON OSBORNE - DT

- First-Team All-Big 12 (coaches)
- OSU Defensive Player of the Game vs. Tulsa

3 MARCELL ATEMAN - WR

- Second-Team All-Big 12 (coaches)
- Biletnikoff Award Watch List
- Second Team Academic All-Big 12

94 JORDAN BRAILFORD - DE

- Second-Team All-Big 12 (coaches)
- OSU Defensive Player of the Game at Pittsburgh

1 JALEN MCCLESKEY - WR

- Biletnikoff Award Watch List
- OSU Offensive Player of the Game at Pittsburgh

4 A.J. GREEN - CB

- Second Team Academic All-Big 12
- OSU Defensive Player of the Game vs. West Virginia

49 MATT AMMENDOLA - K

- First Team Academic All-Big 12
- Big 12 Special Teams Player of the Week at South Alabama

41 BRITTON ABBOTT - CW

- CoSIDA Academic All-District
- First Team Academic All-Big 12

27 J.D. KING - RB

- OSU Offensive Player of the Game vs. West Virginia

72 JOHNNY WILSON - OL

- OSU Offensive Player of the Game at Texas

79 DARRION DANIELS - DT

- OSU Defensive Player of the Game at Texas Tech

19 JUSTIN PHILLIPS - LB

- OSU Defensive Player of the Game at South Alabama

8 RODARIUS WILLIAMS - CB

- OSU Defensive Player of the Game vs. Baylor

7 RAMON RICHARDS - S

- OSU Defensive Player of the Game at Texas

29 ZACH SINOR - P

- Ray Guy Award Preseason Watch List

10 TYRELL ALEXANDER - WR

- First Team Academic All-Big 12

87 LOGAN CARTER - CW

- First Team Academic All-Big 12

35 CHANCE COOK - S

- First Team Academic All-Big 12

47 TYLER FERGUSON - CW

- First Team Academic All-Big 12

86 TRISTON GRANT - DE

- First Team Academic All-Big 12

13 TYRON JOHNSON - WR

- First Team Academic All-Big 12

15 CHRIS LACY - WR

- First Team Academic All-Big 12

25 COLE MCKNIGHT - WR

- First Team Academic All-Big 12

92 CAMERON MURRAY - DT

- First Team Academic All-Big 12

11 AMEN OGBONGBEMIGA - LB

- First Team Academic All-Big 12

89 AUSTIN PARKER - WR

- First Team Academic All-Big 12

57 WALKER REED - OL

- First Team Academic All-Big 12

17 DILLON STONER - WR

- First Team Academic All-Big 12

12 KIRK TUCKER - LB

- First Team Academic All-Big 12

45 CHAD WHITENER - LB

- First Team Academic All-Big 12

88 LANDON WOLF - WR

- First Team Academic All-Big 12

14 TAYLOR CORNELIUS - QB

- Second Team Academic All-Big 12

59 MATT HOCKETT - P

- Second Team Academic All-Big 12

40 LUKE HUPP - CW

- Second Team Academic All-Big 12



BOX SCORES

		GAME ONE Aug. 31, 2017 Stillwater, Okla. Attendance: 56,790 TV: FS1	
TULSA <small>RV/RV</small>		24	
OKLAHOMA STATE <small>10/11</small>		59	

Captains: Mason Rudolph, James Washington, Tre Flowers, Kirk Tucker

Score by Quarters	1	2	3	4	Score
Tulsa	0	17	0	7	24
Oklahoma State	21	17	14	7	59

Scoring Summary

1st	12:59	OSU	Johnson, T 44 yd pass from Rudolph, M. (Ammendola kick)
			8-74 2:01, TLS 0 - OSU 7
	06:35	OSU	Washington, J. 40 yd pass from Rudolph (Ammendola kick)
			6-81 2:13, TLS 0 - OSU 14
	04:08	OSU	Hill, Justice 3 yd run (Ammendola kick)
			2-52 0:17, TLS 0 - OSU 21
2nd	10:38	TLS	Higuera, A. 0 yd fumble recovery (Jones, R kick)
			TLS 7 - OSU 21
	10:06	OSU	King, J.D. 71 yd run (Ammendola kick)
			2-75 0:32, TLS 7 - OSU 28
	06:18	TLS	Taylor II, C. 3 yd run (Jones, R kick)
			13-75 3:48, TLS 14 - OSU 28
	03:29	OSU	Ammendola, Matt 24 yd field goal
			9-60 2:49, TLS 14 - OSU 31
	02:04	OSU	Washington 77 yd pass from Rudolph (Ammendola kick)
			1-77 0:10, TLS 14 - OSU 38
	00:00	TLS	Jones, R. 23 yd field goal
			4-18 0:33, TLS 17 - OSU 38
3rd	06:37	OSU	Rudolph, Mason 1 yd run (Ammendola kick)
			14-80 5:29, TLS 17 - OSU 45
	02:14	OSU	Edison-McGruder, K. 82 yd fumble ret. (Ammendola kick)
			TLS 17 - OSU 52
4th	07:55	OSU	Brown, LD 15 yd run (Ammendola, Matt kick)
			2-20 0:34, TLS 17 - OSU 59
	05:35	TLS	Taylor II, C. 55 yd run (Jones, R. kick)
			6-75 2:20, TLS 24 - OSU 59

	TLS	OSU
FIRST DOWNS	26	25
RUSHES-YARDS (NET)	60-244	37-332
PASSING YDS (NET)	188	308
Passes Att-Comp-Int	38-20-0	26-21-0
TOTAL OFFENSE PLAYS-YARDS	98-432	63-640
Fumble Returns-Yards	1-26	1-82
Punt Returns-Yards	0-0	2-3
Kickoff Returns-Yards	3-45	3-67
Interception Returns-Yards	0-0	0-0
Punts (Number-Avg)	7-44.6	2-40.0
Fumbles-Lost	3-2	2-2
Penalties-Yards	6-48	5-51
Possession Time	36:40	23:20
Third-Down Conversions	16 of 26	5 of 9
Fourth-Down Conversions	1 of 2	0 of 0
Red-Zone Scores-Chances	2-4	4-5
Sacks By: Number-Yards	2-9	1-11

RUSHING: Tulsa-Taylor II, C. 20-111; President, C. 8-69; Brewer, D. 22-33; Brooks, S. 8-28; Skipper, L. 2-3. Oklahoma State-Hill, Justice 15-132; King, J.D. 6-95; Brown, LD 5-92; Johnson, Tyron 1-11; Wilson, Ja'Ron 5-8; Rudolph, Mason 3-3; Washington, James 1-minus 1; Cornelius, Taylor 1-minus 8.

PASSING: Tulsa-President, C. 18-35-0-178; Skipper, L. 2-3-0-10. Oklahoma State-Rudolph, Mason 20-24-0-303; Cornelius, Taylor 1-2-0-5.

RECEIVING: Tulsa-Johnson, K. 7-52; Hobbs, J. 6-71; Stewart, J. 3-30; Carter, N. 2-18; Brewer, D. 1-18; Taylor II, C. 1-minus 1. Oklahoma State-Washington, James 6-145; Ateman, Marcell 4-75; Stoner, Dillon 4-18; Hill, Justice 3-10; Johnson, Tyron 1-44; Lacy, Chris 1-13; Finefueki, Sione 1-5; McCleskey, Jalen 1-minus 2.

INTERCEPTIONS: Tulsa-None. Oklahoma State-None.

FUMBLES: Tulsa-Wilson Jr., P. 1-0; President, C. 1-1; Brooks, S. 1-1. Oklahoma State-McCleskey, Jalen 1-1; Rudolph, Mason 1-1.

		GAME TWO Sep. 8, 2017 Mobile, Ala. Attendance: 26,487 TV: ESPN2	
SOUTH ALABAMA		7	
OKLAHOMA STATE <small>11/10</small>		44	

Captains: Larry Williams, Jerel Morrow, DeQuinton Osborne, Chance Cook

Score by Quarters	1	2	3	4	Score
South Alabama	0	0	0	7	7
Oklahoma State	17	3	21	3	44

Scoring Summary

1st	07:32	OSU	Ammendola, Matt 31 yd field goal
			12-57 3:58, USA 0 - OSU 3
	05:31	OSU	Washington, J. 66 yd pass from Rudolph (Ammendola kick)
			2-68 0:29, USA 0 - OSU 10
	01:36	OSU	Ateman, M. 4 yd pass from Rudolph (Ammendola kick)
			7-73 2:23, USA 0 - OSU 17
2nd	00:11	OSU	Ammendola, Matt 53 yd field goal
			8-44 1:06, USA 0 - OSU 20
3rd	11:16	OSU	Ateman, M. 20 yd pass from Rudolph (Ammendola kick)
			4-43 0:58, USA 0 - OSU 27
	07:44	OSU	Rudolph, Mason 10 yd run (Ammendola kick)
			6-63 1:54, USA 0 - OSU 34
	04:12	OSU	Phillips, Justin 25 yd interception return (Ammendola kick)
			USA 0 - OSU 41
4th	10:55	OSU	Ammendola, Matt 48 yd field goal
			12-39 6:29, USA 0 - OSU 44
	04:35	USA	Francis, Mseiah 17 yd pass from Davis (Patterson kick)
			11-83 6:20, USA 7 - OSU 44

	USA	OSU
FIRST DOWNS	12	29
RUSHES-YARDS (NET)	27-41	37-163
PASSING YDS (NET)	134	342
Passes Att-Comp-Int	24-14-1	41-26-0
TOTAL OFFENSE PLAYS-YARDS	51-175	78-505
Fumble Returns-Yards	0-0	0-0
Punt Returns-Yards	0-0	2-13
Kickoff Returns-Yards	4-84	1-18
Interception Returns-Yards	0-0	1-25
Punts (Number-Avg)	7-48.4	2-37.0
Fumbles-Lost	1-1	1-0
Penalties-Yards	3-40	4-25
Possession Time	29:56	30:04
Third-Down Conversions	1 of 10	7 of 16
Fourth-Down Conversions	1 of 1	2 of 2
Red-Zone Scores-Chances	1-2	5-6
Sacks By: Number-Yards	1-1	4-25

RUSHING: South Alabama - Johnson, Xavier 5-36, Moore, Deonta 2-12, Minter, Tra 7-10, Foster, Denzel 2-2, TEAM 1-minus 2, Davis, Dallas 8-minus 8, Garvin, Cole 2-minus 9. Oklahoma State- King, J.D. 8-64, Brown, LD 10-38, Wudtee, Keondre 3-29, Hill, Justice 11-27, Rudolph, Mason 4-18, TEAM 1-minus 13.

PASSING: South Alabama-Davis, Dallas 13-23-1-126, Garvin, Cole 1-1-0-8. Oklahoma State-Rudolph, Mason 25-38-0-335; Wudtee, Keondre 1-3-0-7.

RECEIVING: South Alabama-Way, Jamarius 5-66, McCray, Jordan 3-27, Collier, Sa'Mory 2-3, Francis, Mseiah 1-17, Harris, Sam 1-16, Moore, Deontra 1-4, Minter, Tra 1-1. Oklahoma State-Ateman, Marcell 5-51, Lacy, Chris 4-54, Hill, Justice 4-46, Johnson, Tyron 4-43, McCleskey, Jalen 4-19, Washington, James 2-98, Stoner, Dillon 2-24, Wallace, Tylan 1-7.

INTERCEPTIONS: Tulsa-Davis, Dallas 1. Oklahoma State-None.

FUMBLES: Tulsa-Johnson, Xavier 1-1. Oklahoma State-TEAM 1-0.

		GAME THREE Sep 16, 2017 Pittsburgh, Pa. Attendance: 38,952 TV: ESPN	
PITTSBURGH		21	
OKLAHOMA STATE <small>9/8</small>		59	

Captains: Aaron Cochran, Jalen McCleskey, Kirk Tucker, Jerel Morrow

Score by Quarters	1	2	3	4	Score
Pittsburgh	0	14	7	0	21
Oklahoma State	21	28	7	3	59

Scoring Summary:

1st	13:00	OSU	Hill, Justice 20 yd run (Ammendola kick)
			7-75 2:00, OSU 7 - UP 0
	07:46	OSU	Stoner 54 yd pass from Rudolph (Ammendola kick)
			10-96 3:16, OSU 14 - UP 0
	03:33	OSU	Ateman 69 yd pass from Rudolph (Ammendola kick)
			6-80 1:32, OSU 21 - UP 0
2nd	13:41	OSU	McCleskey 8 yd pass from Rudolph (Ammendola,kick)
			6-54 1:14, OSU 28 - UP 0
	11:22	OSU	McCleskey 40 yd pass from Rudolph (Ammendola kick)
			3-65 0:39, OSU 35 - UP 0
	09:25	UP	Moss, C. 5 yd run (Kessman kick)
			4-87 1:57, OSU 35 - UP 7
	06:15	OSU	Hill, Justice 15 yd run (Ammendola kick)
			8-82 3:10, OSU 42 - UP 7
	03:40	OSU	McCleskey 48 yd pass from Rudolph (Ammendola kick)
			5-79 1:49, OSU 49 - UP 7
	00:16	UP	Araujo-Lopes 14 yd pass from DiNucci (Kessman kick)
			13-80 3:24, OSU 49 - UP 14
3rd	09:54	OSU	Phillips 10 yd interception return (Ammendola, kick)
			OSU 56 - UP 14
	00:08	UP	Pinnock 0 yd fumble recovery (Kessman kick)
			OSU 56 - UP 21
4th	10:08	OSU	Ammendola, Matt 25 yd field goal
			10-57 5:00, OSU 59 - UP 21

	OSU	UP
FIRST DOWNS	27	17
RUSHES-YARDS (NET)	35-104	34-103
PASSING YDS (NET)	572	288
Passes Att-Comp-Int	37-26-1	35-20-2
TOTAL OFFENSE PLAYS-YARDS	72-676	69-391
Fumble Returns-Yards	0-0	0-0
Punt Returns-Yards	0-0	0-0
Kickoff Returns-Yards	2-41	5-85
Interception Returns-Yards	2-17	1-0
Punts (Number-Avg)	1-45.0	6-48.7
Fumbles-Lost	1-1	0-0
Penalties-Yards	4-30	6-50
Possession Time	28:28	31:32
Third-Down Conversions	10 of 14	5 of 15
Fourth-Down Conversions	0 of 1	1 of 2
Red-Zone Scores-Chances	4-4	2-2
Sacks By: Number-Yards	2-22	1-3

RUSHING: Oklahoma State-Hill, Justice 11-91; King, J.D. 16-35; Brown, LD 4-8; Rudolph, Mason 1-minus 3; TEAM 3-minus 27. Pitt-Moss, C. 12-36; French, M. 3-32; DiNucci, B. 7-18; Araujo-Lopes, R 1-10; Ollison, Q. 7-6; Hall, D. 1-1; Henderson, Q. 1-1; Browne, M. 2-minus 3.

PASSING: Oklahoma State-Rudolph, Mason 23-32-1-497; Cornelius, Taylor 3-5-0-75. Pitt-DiNucci, B. 13-25-2-228; Browne, M. 7-10-0-60.

RECEIVING: Oklahoma State-McCleskey, Jalen 7-162; Washington, James 5-124; Stoner, Dillon 5-100; Ateman, Marcell 4-109; Wallace, Tylan 2-49; Hill, Justice 2-2; Abbott, Britton 1-26. Pitt-Araujo-Lopes, R 6-89; Flanagan, M. 3-43; Mathews, A. 3-32; French, M. 3-16; Henderson, Q. 1-74; Moss, C. 1-12; Hall, D. 1-8; Clark, C. 1-7; Ollison, Q. 1-7.

INTERCEPTIONS: Oklahoma State-Phillips, Justin 1-10; Flowers, Tre 1-7. Pitt-Maddox, A. 1-0.

FUMBLES: Oklahoma State-TEAM 1-1. Pitt-None.



BOX SCORES

		GAME FOUR Sept. 23, 2017 Stillwater, Okla. Attendance: 56,790 TV: ESPN	
TCU <small>16/15</small>		44	
OKLAHOMA STATE <small>6/7</small>		31	

Captains: Marcell Ateman, Vili Levini, Jordan Brailford, Britton Abbott

Score by Quarters	1	2	3	4	Score
TCU	6	14	14	10	44
Oklahoma State	7	3	7	14	31

Scoring Summary

1st	10:46	TCU	Song, Jonathan 29 yd field goal
			12-64 4:14, TCU 3 - OSU 0
	02:45	TCU	Song, Jonathan 31 yd field goal
			14-63 5:40, TCU 6 - OSU 0
	02:15	OSU	Washington 86 yd pass from Rudolph (Ammendola kick)
			2-90 0:30, TCU 6 - OSU 7
2nd	14:28	TCU	Anderson, D. 28 yd run (Song, Jonathan kick)
			7-75 2:47, TCU 13 - OSU 7
	07:15	TCU	Diarse 9 yd pass from Hill (Song, Jonathan kick)
			9-62 4:38, TCU 20 - OSU 7
	04:46	OSU	Ammendola, Matt 29 yd field goal
			11-63 2:29, TCU 20 - OSU 10
3rd	11:59	TCU	Anderson, D. 6 yd run (Song, Jonathan kick)
			6-42 1:54, TCU 27 - OSU 10
	08:37	OSU	Stoner 14 yd pass from Rudolph (Ammendola kick)
			10-78 3:22, TCU 27 - OSU 17
	04:34	TCU	Olonilua, Sewo 1 yd run (Song, Jonathan kick)
			9-75 4:03, TCU 34 - OSU 17
4th	12:03	TCU	Song, Jonathan 31 yd field goal
			11-66 5:41, TCU 37 - OSU 17
	09:44	OSU	Rudolph, Mason 1 yd run (Ammendola, Matt kick)
			10-79 2:19, TCU 37 - OSU 24
	03:03	OSU	Hill, Justice 1 yd run (Ammendola, Matt kick)
			5-47 1:24, TCU 37 - OSU 31
	02:37	TCU	Anderson, D. 42 yd run (Song, Jonathan kick)
			3-48 0:26, TCU 44 - OSU 31

	TCU	OSU
FIRST DOWNS	32	26
RUSHES-YARDS (NET)	52-238	31-101
PASSING YDS (NET)	228	398
Passes Att-Comp-Int	33-22-1	42-22-3
TOTAL OFFENSE PLAYS-YARDS	85-466	73-499
Fumble Returns-Yards	0-0	0-0
Punt Returns-Yards	1-3	1-0
Kickoff Returns-Yards	3-62	5-86
Interception Returns-Yards	3-2	1-7
Punts (Number-Avg)	2-45.0	3-48.3
Fumbles-Lost	3-0	1-1
Penalties-Yards	4-23	8-77
Possession Time	39:04	20:56
Third-Down Conversions	11 of 19	7 of 14
Fourth-Down Conversions	0 of 0	1 of 2
Red-Zone Scores-Chances	6-6	4-4
Sacks By: Number-Yards	3-18	2-22

RUSHING: TCU-Anderson, D. 26-160; Olonilua, Sewo 9-38; Reagor, Jalen 1-18; Turpin, K. 1-16; Hill, Kenny 10-15; TEAM 3-minus 3; Snell, Kenedy 2-minus 6. Oklahoma State-Hill, Justice 25-102; King, J.D. 1-7; Rudolph, Mason 5-minus 8.

PASSING: TCU-Hill, Kenny 22-33-1-228. Oklahoma State-Rudolph, Mason 22-41-2-398; McCleskey, Jalen 0-1-0.

RECEIVING: TCU-White, Desmon 5-25; Anderson, D. 4-41; Diarse, John 3-40; Reagor, Jalen 3-25; Nixon, Shaun 2-22; Turpin, K. 2-21; Olonilua, Sewo 2-11; Austin, Jaelen 1-43. Oklahoma State-Washington, James 6-153; Ateman, Marcell 6-100; McCleskey, Jalen 4-79; Stoner, Dillon 3-39; Hill, Justice 3-27.

INTERCEPTIONS: TCU-Orr, Nick 1-0; Bradley, Chris 1-0; Collier, L.J. 1-minus 2. Oklahoma State-Flowers, Tre 1-7.

FUMBLES: TCU-Hill, Kenny 2-0; Anderson, D. 1-0. Oklahoma State-Rudolph, Mason 1-1.

		GAME FIVE Sept. 30, 2017 Lubbock, Texas Attendance: 60,901 TV: FOX	
TEXAS TECH <small>RV/RV</small>		34	
OKLAHOMA STATE <small>15/14</small>		41	

Captains: Brad Lundblade, James Washington, Ramon Richards, Landon Wolf

Score by Quarters	1	2	3	4	Score
Texas Tech	7	10	3	14	34
Oklahoma State	7	14	13	7	41

Scoring Summary

1st	11:15	OSU	Washington 14 yd pass from Rudolph (Ammendola kick)
			7-68 1:53, OSU 7 - TTU 0
	07:42	TTU	Fields 95 yd interception return (Barden kick)
			OSU 7 - TTU 7
2nd	14:14	TTU	Cantrell 3 yd pass from Shimonek (Barden kick)
			8-80 4:16, OSU 7 - TTU 14
	09:41	OSU	Hill 5 yd pass from Rudolph (Ammendola kick)
			11-75 4:33, OSU 14 - TTU 14
	03:49	OSU	McCleskey 4 yd pass from Rudolph (Ammendola kick)
			10-88 3:13, OSU 21 - TTU 14
	00:00	TTU	Barden, Michael 24 yd field goal
			11-56 3:49, OSU 21 - TTU 17
3rd	12:50	OSU	Rudolph 8 yd run (Ammendola kick)
			8-75 2:10, OSU 28 - TTU 17
	09:40	OSU	Ammendola, Matt 22 yd field goal
			4-4 1:32, OSU 31 - TTU 17
	06:18	TTU	Barden, Michael 26 yd field goal
			9-64 3:22, OSU 31 - TTU 20
	02:55	OSU	Ammendola, Matt 27 yd field goal
			8-65 3:23, OSU 34 - TTU 20
4th	14:53	TTU	Stockton, J. 1 yd run (Barden kick)
			8-70 3:02, OSU 34 - TTU 27
	09:56	TTU	Nisby 1 yd run (Barden kick)
			7-51 2:53, OSU 34 - TTU 34
	01:12	OSU	Rudolph 16 yd run (Ammendola kick)
			6-79 2:09, OSU 41 - TTU 34

	OSU	TTU
FIRST DOWNS	32	25
RUSHES-YARDS (NET)	44-221	26-54
PASSING YDS (NET)	376	330
Passes Att-Comp-Int	38-27-1	46-29-1
TOTAL OFFENSE PLAYS-YARDS	82-597	72-384
Fumble Returns-Yards	0-0	0-0
Punt Returns-Yards	1-12	0-0
Kickoff Returns-Yards	1-31	6-93
Interception Returns-Yards	1-0	1-95
Punts (Number-Avg)	1-35.0	5-32.6
Fumbles-Lost	0-0	0-0
Penalties-Yards	8-78	8-63
Possession Time	30:39	29:21
Third-Down Conversions	6 of 11	5 of 12
Fourth-Down Conversions	0 of 0	0 of 1
Red-Zone Scores-Chances	7-10	5-6
Sacks By: Number-Yards	1-12	1-4

RUSHING: Oklahoma State-Hill, Justice 30-164; Rudolph, Mason 11-50; King, J.D. 2-12; TEAM 1-minus 5. Texas Tech-Stockton, J. 12-28; King, Tre 4-12; Coutee, Keke 1-11; Shimonek, Nic 4-3; Nisby, Desmond 5-0.

PASSING: Oklahoma State-Rudolph, Mason 27-38-1-376. Texas Tech-Shimonek, Nic 29-46-1-330.

RECEIVING: Oklahoma State-Washington, James 9-127; Ateman, Marcell 6-114; McCleskey, Jalen 5-48; Brown, Keenen 2-40; Hill, Justice 2-7; Stoner, Dillon 1-21; Johnson, Tyron 1-12; Lacy, Chris 1-7. Texas Tech-Stockton, J. 7-52; Batson, Cameron 6-84; Cantrell, Dylan 6-67; Coutee, Keke 3-53; Wesley, Antoine 3-38; Willies, D. 3-30; High, Ja'Deion 1-6.

INTERCEPTIONS: Oklahoma State-Brailford, Jordan 1-0. Texas Tech-Fields, D. 1-95.

FUMBLES: Oklahoma State-None. Texas Tech-None.

		GAME SIX Oct. 14, 2017 Stillwater, Okla. Attendance: 56,790 TV: FS1	
BAYLOR		14	
OKLAHOMA STATE <small>14/14</small>		59	

Captains: Zach Crabtree, Darrion Daniels, Justin Phillips, Cole Walterscheid

Score by Quarters	1	2	3	4	Score
Baylor	7	3	6	0	16
Oklahoma State	7	28	10	14	59

Scoring Summary

1st	08:23	BU	Ebner, Trestan 0 yd fumble recovery (Martin kick)
			12-75 6:37, BU 7 - OSU 0
	03:06	OSU	Ateman 38 yd pass from Rudolph (Ammendola kick)
			6-52 1:42, BU 7 - OSU 7
2nd	14:44	OSU	McCleskey 25 yd pass from Rudolph (Ammendola kick)
			6-80 1:13, BU 7 - OSU 14
	09:18	BU	Martin, Connor 38 yd field goal
			11-55 5:26, BU 10 - OSU 14
	08:43	OSU	Hill, Justice 79 yd run (Ammendola kick)
			2-80 0:35, BU 10 - OSU 21
	05:14	OSU	Rudolph, Mason 1 yd run (Ammendola kick)
			7-81 2:18, BU 10 - OSU 28
	00:37	OSU	King, J.D. 1 yd run (Ammendola kick)
			8-69 2:21, BU 10 - OSU 35
3rd	11:47	BU	Martin, Connor 40 yd field goal
			10-51 2:52, BU 13 - OSU 35
	09:24	OSU	Ammendola, Matt 40 yd field goal
			10-52 2:23, BU 13 - OSU 38
	06:56	BU	Martin, Connor 29 yd field goal
			8-66 0:28, BU 16 - OSU 38
	06:24	OSU	Washington 68 yd pass from Rudolph (Ammendola kick)
			2-75 0:32, BU 16 - OSU 45
4th	14:55	OSU	Washington, James 2 yd run (Ammendola kick)
			13-74 4:26, BU 16 - OSU 52
	10:37	OSU	Cornelius, Taylor 40 yd run (Ammendola kick)
			3-59 1:27, BU 16 - OSU 59

	BAY	OSU
FIRST DOWNS	22	29
RUSHES-YARDS (NET)	46-219	38-276
PASSING YDS (NET)	168	471
Passes Att-Comp-Int	36-14-2	33-20-0
TOTAL OFFENSE PLAYS-YARDS	82-387	71-747
Fumble Returns-Yards	0-0	0-0
Punt Returns-Yards	0-0	2-0
Kickoff Returns-Yards	6-85	3-62
Interception Returns-Yards	0-0	2-15
Punts (Number-Avg)	5-46.0	1-54.0
Fumbles-Lost	3-1	2-2
Penalties-Yards	5-39	5-40
Possession Time	35:39	24:21
Third-Down Conversions	7 of 18	5 of 9
Fourth-Down Conversions	0 of 2	1 of 2
Red-Zone Scores-Chances	3-3	4-4
Sacks By: Number-Yards	0-0	1-8

RUSHING: Baylor-Williams, Ter. 10-95; Lovett, John 11-62; Ebner, Trestan 9-37; Brewer, Charlie 5-21; Hasty, Ja'Mycal 6-15; Smith, Zach 4-minus 5; Mims, Denzel 1-minus 6. Oklahoma State-Hill, Justice 14-117; Cornelius, Taylor 3-66; King, J.D. 9-47; Brown, LD 2-19; Wilson, Ja'Ron 6-14; Rudolph, Mason 3-11; Washington, James 1-2.

PASSING: Baylor-Smith, Zach 11-28-1-127; Brewer, Charlie 3-7-1-41; Nicholson, Tony 0-1-0-0. Oklahoma State-Rudolph, Mason 19-31-0-459; Cornelius, Taylor 1-2-0-12.


RECEIVING: Baylor-Nicholson, Tony 4-57; Stricklin, Pooh 3-41; Feuerbacher, J. 2-25; Mims, Denzel 2-20; Jaynes, Tyler 1-12; Holmes, Gavin 1-12; Lovett, John 1-1. Oklahoma State-Washington, James 6-235; Ateman, Marcell 4-119; McCleskey, Jalen 4-49; Johnson, Tyron 3-39; Alexander, Tyrell 1-12; Lacy, Chris 1-10; Hill, Justice 1-7.

INTERCEPTIONS: Baylor-None. Oklahoma State-Akem, Gyasi 1-15; Mwaniki, Thabo 1-0.

FUMBLES: Baylor-Smith, Zach 2-1; Williams, Ter. 1-0. Oklahoma State-McCleskey, Jalen 1-1; Washington, James 1-1.



BOX SCORES

 GAME SEVEN Oct. 21, 2017 Austin, Texas Attendance: 92,506 TV: ABC	
TEXAS	10
OKLAHOMA STATE 10/11	13

Captains: Justice Hill, Marcus Keyes, Tre Flowers, Ramon Richards

Score by Quarters	1	2	3	4	OT	Score
Oklahoma State	7	0	0	3	3	13
Texas	0	7	3	0	0	10

Scoring Summary

1st 04:51 OSU King, J.D. 7 yd run (Ammendola kick)
 10:96 2:52, OSU 7 - UT 0
 2nd 13:59 UT Ehlinger, Sam 2 yd run (Rowland kick)
 3-86 0:50, OSU 7 - UT 7
 3rd 10:42 UT Rowland, Joshua 22 yd field goal
 13-71 4:18, OSU 7 - UT 10
 4th 12:31 OSU Ammendola, Matt 19 yd field goal
 12-74 4:20, OSU 10 - UT 10
 OT OT1 OSU Ammendola, Matt 34 yd field goal
 4-8 0:00, OSU 13 - UT 10

	OSU	UT
FIRST DOWNS	26	13
RUSHES-YARDS (NET)	51-146	33-42
PASSING YDS (NET)	282	241
Passes Att-Comp-Int	38-25-0	36-22-1
TOTAL OFFENSE PLAYS-YARDS	89-428	69-283
Fumble Returns-Yards	0-0	0-0
Punt Returns-Yards	3-14	1-0
Kickoff Returns-Yards	1-19	2-56
Interception Returns-Yards	1-0	0-0
Punts (Number-Avg)	9-41.6	11-50.9
Fumbles-Lost	4-1	2-0
Penalties-Yards	2-20	8-73
Possession Time	34:15	25:45
Third-Down Conversions	5 of 18	3 of 17
Fourth-Down Conversions	0 of 0	1 of 1
Red-Zone Scores-Chances	3-5	2-3
Sacks By: Number-Yards	3-48	2-14


RUSHING: Oklahoma State-Hill, Justice 33-117; King, J.D. 11-43; Rudolph, Mason 7-minus 14. Texas-Warren III, C. 12-33; Hemphill, Reggi 2-12; Heard, Jerrod 2-4; Carter, Toneil 1-3; Ehlinger, Sam 16-minus 10.

PASSING: Oklahoma State-Rudolph, Mason 25-38-0-282. Texas-Ehlinger, Sam 22-36-1-241.

RECEIVING: Oklahoma State-McCleskey, Jalen 8-78; Ateman, Marcell 4-87; Washington, James 4-32; Hill, Justice 3-29; Lacy, Chris 2-30; Stoner, Dillon 2-15; Johnson, Tyron 2-11. Texas-Leonard, Dorian 4-26; Heard, Jerrod 3-27; Johnson, Collin 3-24; Burt, John 2-99; Hemphill, Reggi 2-20; Warren III, C. 2-12; Brewer, Cade 1-15; Humphrey, Lil'J 1-9; Joe, Lorenzo 1-9; Duvernay, Devin 1-9; Carter, Toneil 1-minus 3; Young, Daniel 1-minus 6.

INTERCEPTIONS: Oklahoma State-Richards, Ramon 1-0. Texas-None.

FUMBLES: Oklahoma State-Lacy, Chris 1-0; Rudolph, Mason 1-0; Hill, Justice 1-1; Stoner, Dillon 1-0. Texas-Ehlinger, Sam 1-0; TEAM 1-0.

 GAME EIGHT Oct. 28, 2017 Morgantown, W.V. Attendance: 57,507 TV: ABC	
WEST VIRGINIA 22/22	39
OKLAHOMA STATE 11/12	50

Captains: Dillon Stoner, Tralund Webber, Trey Carter, Justin Phillips

Score by Quarters	1	2	3	4	Score
Oklahoma State	13	10	7	20	50
West Virginia	0	10	14	15	39

Scoring Summary

1st 07:20 OSU Washington 13 yd pass from Rudolph (Ammendola kick)
 8-51 2:50, OSU 7 - WVU 0
 01:02 OSU Rudolph, Mason 1 yd run (Kick failed)
 14-77 5:14, OSU 13 - WVU 0
 2nd 13:31 WVU Staley, Evan 23 yd field goal
 8-70 2:31, OSU 13 - WVU 3
 07:56 OSU Ammendola, Matt 35 yd field goal
 13-57 5:28, OSU 16 - WVU 3
 04:46 OSU King, J.D. 20 yd run (Ammendola, Matt kick)
 1-20 0:08, OSU 23 - WVU 3
 00:20 WVU McKoy, Kennedy 1 yd run (Staley, Evan kick)
 8-60 1:32, OSU 23 - WVU 10
 3rd 11:21 OSU King, J.D. 6 yd pass from Rudolph (Ammendola kick)
 7-61 2:25, OSU 30 - WVU 10
 03:55 WVU Gross 0 yd blocked punt return (Staley kick)
 OSU 30 - WVU 17
 03:05 WVU Robinson, K. 39 yd interception return (Staley kick)
 OSU 30 - WVU 24
 4th 10:38 OSU Hill, Justice 5 yd run (Ammendola, Matt kick)
 9-48 3:42, OSU 37 - WVU 24
 08:22 OSU Washington 19 yd pass from Rudolph (Rudolph pass failed)
 2-17 0:41, OSU 43 - WVU 24
 07:32 WVU Simms 68 yd pass from Grier (Staley, Evan kick)
 3-80 0:44, OSU 43 - WVU 31
 03:47 OSU Hill, Justice 18 yd run (Ammendola, Matt kick)
 7-57 3:45, OSU 50 - WVU 31
 01:25 WVU White 9 yd pass from Grier (Sills V pass from Grier)
 13-75 2:22, OSU 50 - WVU 39

	OSU	WVU
FIRST DOWNS	27	19
RUSHES-YARDS (NET)	56-246	30-62
PASSING YDS (NET)	216	285
Passes Att-Comp-Int	34-20-1	42-20-4
TOTAL OFFENSE PLAYS-YARDS	90-462	72-347
Fumble Returns-Yards	0-0	0-0
Punt Returns-Yards	2-26	1-9
Kickoff Returns-Yards	4-46	4-85
Interception Returns-Yards	4-102	1-39
Punts (Number-Avg)	4-29.0	7-39.0
Fumbles-Lost	3-3	3-1
Penalties-Yards	6-56	6-41
Possession Time	37:09	22:51
Third-Down Conversions	8 of 18	2 of 15
Fourth-Down Conversions	3 of 3	3 of 3
Red-Zone Scores-Chances	8-8	3-3
Sacks By: Number-Yards	1-7	0-0


RUSHING: Oklahoma State-King, J.D. 36-142; Hill, Justice 12-86; Washington, James 1-11; Brown, LD 4-6; Rudolph, Mason 2-5; TEAM 1-minus 4. West Virginia-Crawford, J. 13-45; McKoy, Kennedy 9-30; Wellman, Elijah 1-1; Pet-taway, M. 1-0; Grier, Will 5-0; TEAM 1-minus 14.

PASSING: Oklahoma State-Rudolph, Mason 20-34-1-216. West Virginia-Grier, Will 20-42-4-285.

RECEIVING: Oklahoma State-Washington, James 7-91; King, J.D. 5-29; Stoner, Dillon 3-44; Lacy, Chris 2-21; Finefeuiaki, Sione 1-17; Ateman, Marcell 1-13; Johnson, Tyron 1-1. West Virginia-Jennings, Gary 6-58; White, Ka'Rau 4-78; Simms, Marcus 3-80; Sills V, David 3-44; Bush, Tevin 2-5; Wellman, Elijah 1-12; McKoy, Kennedy 1-8.

INTERCEPTIONS: Oklahoma State-Green, A.J. 2-58; Richards, Ramon 1-24; Morrow, Jerel 1-20. West Virginia-Robinson, Kenny 1-39.

FUMBLES: Oklahoma State-King, J.D. 1-1; Brown, LD 1-1; Hill, Justice 1-1. West Virginia-Grier, Will 1-0; TEAM 1-0; Crawford, J. 1-1.

 GAME NINE Nov. 4, 2017 Stillwater, Okla. Attendance: 56,790 TV: FS1	
OKLAHOMA 8/9	62
OKLAHOMA STATE 11/10	52

Captains: Mason Rudolph, James Washington, Jerel Morrow, Chad Whitener

Score by Quarters	1	2	3	4	Score
Oklahoma	14	24	10	14	62
Oklahoma State	10	28	0	14	52

Scoring Summary

1st 12:07 OSU Ammendola, Matt 29 yd field goal
 6-17 1:47, OU 0 - OSU 3
 09:03 OU Flowers, D. 49 yd pass from Mayfield (Seibert kick)
 4-71 1:14, OU 7 - OSU 3
 07:01 OSU Ateman 1 yd pass from Rudolph (Ammendola kick)
 6-75 2:02, OU 7 - OSU 10
 04:45 OU Badet 5 yd pass from Mayfield (Seibert kick)
 6-80 2:16, OU 14 - OSU 10
 2nd 14:53 OU Mayfield, Baker 7 yd run (Seibert kick)
 9-79 3:37, OU 21 - OSU 10
 14:07 OSU Hill, Justice 6 yd run (Ammendola, Matt kick)
 4-75 0:46, OU 21 - OSU 17
 13:50 OU Brown 84 yd pass from Mayfield (Seibert kick)
 1-84 0:17, OU 28 - OSU 17
 11:09 OSU Ateman 2 yd pass from Rudolph (Ammendola kick)
 10-75 2:41, OU 28 - OSU 24
 08:12 OU Anderson, R. 14 yd run (Seibert, Austin kick)
 7-75 2:57, OU 35 - OSU 24
 07:16 OSU Washington 35 yd pass from Rudolph (Ammendola kick)
 5-75 0:56, OU 35 - OSU 31
 01:18 OU Seibert, Austin 20 yd field goal
 10-74 5:58, OU 38 - OSU 31
 00:33 OSU Hill, Justice 30 yd run (Ammendola, Matt kick)
 5-75 0:45, OU 38 - OSU 38
 3rd 04:47 OU Seibert, Austin 36 yd field goal
 4-9 2:10, OU 41 - OSU 38
 00:12 OU Anderson, R. 43 yd pass from Mayfield (Seibert kick)
 3-80 1:02, OU 48 - OSU 38
 4th 12:30 OSU Johnson 33 yd pass from Rudolph (Ammendola kick)
 7-75 2:42, OU 48 - OSU 45
 11:43 OU Brown 77 yd pass from Mayfield (Seibert, Austin kick)
 2-77 0:47, OU 55 - OSU 45
 09:51 OSU Johnson 18 yd pass from Rudolph (Ammendola kick)
 9-75 1:52, OU 55 - OSU 52
 00:42 OU Sermon, Trey 53 yd run (Seibert, Austin kick)
 2-62 0:18, OU 62 - OSU 52

	OU	OSU
FIRST DOWNS	30	32
RUSHES-YARDS (NET)	40-187	34-213
PASSING YDS (NET)	598	448
Passes Att-Comp-Int	36-24-2	54-28-2
TOTAL OFFENSE PLAYS-YARDS	76-785	88-661
Fumble Returns-Yards	0-0	0-0
Punt Returns-Yards	1-10	0-0
Kickoff Returns-Yards	6-109	1-16
Interception Returns-Yards	2-0	2-42
Punts (Number-Avg)	2-47.5	3-45.0
Fumbles-Lost	0-0	1-1
Penalties-Yards	9-81	5-40
Possession Time	35:41	24:19
Third-Down Conversions	7 of 13	7 of 16
Fourth-Down Conversions	0 of 0	3 of 4
Red-Zone Scores-Chances	5-6	5-6
Sacks By: Number-Yards	3-25	5-33

RUSHING: Oklahoma-Anderson, R. 21-111; Sermon, Trey 10-81; Adams, Abdul 1-4; Mayfield, Baker 8-minus 9. Oklahoma State-Hill, Justice 30-228; Rudolph, Mason 4-minus 15.

PASSING: Oklahoma-Mayfield, Baker 24-36-2-598. Oklahoma State-Rudolph, Mason 28-54-2-448.


RECEIVING: Oklahoma-Brown, Marquise 9-265; Andrews, Mark 3-102; Jones, Mykel 3-53; Lamb, CeeDee 3-51; Anderson, R. 2-48; Sermon, Trey 2-25; Flowers, D. 1-49; Badet, Jeff 1-5. Oklahoma State-Washington, James 7-128; Ateman, Marcell 6-64; Johnson, Tyron 4-118; Stoner, Dillon 4-53; Lacy, Chris 2-47; Brown, Keenen 2-16; McCleskey, Jalen 2-15; King, J.D. 1-7.

INTERCEPTIONS: Oklahoma-Barnes, Robert 1-0; Johnson, Will 1-0. Oklahoma State-Whitener, Chad 1-35; Green, A.J. 1-7.

FUMBLES: Oklahoma-None. Oklahoma State-Rudolph, Mason 1-1.



BOX SCORES

	GAME 10 Nov. 11, 2017 Ames, Iowa Attendance: 61,500 TV: ABC/ESPN2
IOWA STATE 24/23	42
OKLAHOMA STATE 12/15	49

Captains: Johnny Wilson, Gyasi Akem, Darrion Daniels, Kirk Tucker

Score by Quarters	1	2	3	4	Score
Iowa State	14	7	7	14	42
Oklahoma State	7	14	10	18	49

Scoring Summary

1st	10:02	ISU	Lazard 14 yd pass from Kempt (Owens, Garrett kick)
			11-73 4:58, OSU 0 - ISU 7
	04:52	ISU	Montgomery, Da. 22 yd run (Owens, Garrett kick)
			8-64 3:55, OSU 0 - ISU 14
	01:31	OSU	Ateman 21 yd pass from Rudolph (Ammendola kick)
			8-73 3:14, OSU 7 - ISU 14
2nd	12:38	OSU	Hill, Justice 9 yd run (Ammendola, Matt kick)
			5-32 2:14, OSU 14 - ISU 14
	08:27	OSU	Hill, Justice 2 yd run (Ammendola, Matt kick)
			5-60 2:24, OSU 21 - ISU 14
	00:22	ISU	Lanning, Joel 1 yd run (Owens, Garrett kick)
			7-91 1:51, OSU 21 - ISU 21
3rd	10:17	OSU	Ammendola, Matt 35 yd field goal
			10-58 4:43, OSU 24 - ISU 21
	06:57	ISU	Montgomery, Da. 3 yd run (Owens, Garrett kick)
			8-71 3:15, OSU 24 - ISU 28
	01:27	OSU	Hill, Justice 1 yd run (Ammendola, Matt kick)
			2-82 0:22, OSU 31 - ISU 28
4th	14:13	ISU	Lazard, Allen 22 yd pass from Lanning (Owens kick)
			5-72 2:06, OSU 31 - ISU 35
	09:43	OSU	Ammendola, Matt 41 yd field goal
			10-52 4:30, OSU 34 - ISU 35
	08:38	ISU	Montgomery, Da. 4 yd run (Owens, Garrett kick)
			4-75 1:05, OSU 34 - ISU 42
	05:55	OSU	Ateman 30 yd pass from Rudolph (Hill, Justice rush)
			7-75 2:43, OSU 42 - ISU 42
	03:47	OSU	Stoner 19 yd pass from Rudolph (Ammendola kick)
			3-51 1:14, OSU 49 - ISU 42

	OSU	ISU
FIRST DOWNS	23	30
RUSHES-YARDS (NET)	37-146	29-105
PASSING YDS (NET)	376	386
Passes Att-Comp-Int	31-25-0	47-30-1
TOTAL OFFENSE PLAYS-YARDS	68-522	76-491
Fumble Returns-Yards	0-0	0-0
Punt Returns-Yards	1-2	2-13
Kickoff Returns-Yards	3-74	6-150
Interception Returns-Yards	1-0	0-0
Punts (Number-Avg)	5-44.6	7-34.0
Fumbles-Lost	1-0	0-0
Penalties-Yards	9-105	7-40
Possession Time	31:34	28:26
Third-Down Conversions	5 of 13	4 of 13
Fourth-Down Conversions	1 of 1	1 of 1
Red-Zone Scores-Chances	6-6	4-5
Sacks By: Number-Yards	2-12	2-5


RUSHING: Oklahoma State-Hill, Justice 25-134; Rudolph, Mason 4-9; King, J.D. 5-7; Johnson, Tyron 1-3; TEAM 2-minus 7. Iowa State-Montgomery, Da. 21-105; Ryen, Trevor 1-6; Croney, Sheldon 1-2; Lanning, Joel 3-2; Kempt, Kyle 2-minus 1; Noland, Zeb 1-minus 9.

PASSING: Oklahoma State-Rudolph, Mason 25-31-0-376. Iowa State-Noland, Zeb 17-28-1-263; Kempt, Kyle 12-18-0-101; Lanning, Joel 1-1-0-22.

RECEIVING: Oklahoma State-Hill, Justice 6-35; McCleskey, Jalen 5-109; Ateman, Marcell 4-97; Stoner, Dillon 4-41; Wallace, Tylan 3-49; Washington, James 1-25; Lacy, Chris 1-13; King, J.D. 1-7. Iowa State-Lazard, Allen 9-126; Montgomery, Da. 6-44; Murdock, M. 5-66; Ryen, Trevor 3-54; Butler, Hakeem 3-29; Eaton, Matthew 2-37; Jones, D. 2-30.

INTERCEPTIONS: Oklahoma State-Green, A.J. 1-0. Iowa State-None.

FUMBLES: Oklahoma State-Ateman, Marcell 1-0. Iowa State-None.

	GAME 11 Nov. 18, 2017 Stillwater, Okla. Attendance: 56,790 TV: ESPN2
KANSAS STATE	45
OKLAHOMA STATE 10/13	40

Captains: Britton Abbott, DeQuinton Osborne, Marcus Keyes, Chance Cook

Score by Quarters	1	2	3	4	Score
Kansas State	7	21	14	3	45
Oklahoma State	10	3	7	20	40

Scoring Summary

1st	09:21	KSU	Thompson, S. 5 yd run (McCrane, M. kick)
			10-71 5:39, KS 7 - OSU 0
	05:51	OSU	Washington 38 yd pass from Rudolph (Ammendola kick)
			2-70 0:19, KS 7 - OSU 7
	01:08	OSU	Ammendola, Matt 32 yd field goal
			6-38 2:10, KS 7 - OSU 10
2nd	13:32	KSU	Pringle 47 yd pass from Thompson (McCrane, M. kick)
			2-68 0:44, KS 14 - OSU 10
	08:51	OSU	Ammendola, Matt 27 yd field goal
			15-65 4:41, KS 14 - OSU 13
	08:38	KSU	Pringle, Byron 89 yd kickoff return (McCrane, M. kick)
			KS 21 - OSU 13
	01:30	KSU	Barnes, Alex 39 yd run (McCrane, M. kick)
			5-62 2:30, KS 28 - OSU 13
3rd	07:47	KSU	Pringle 46 yd pass from Thompson (McCrane, M. kick)
			3-61 1:12, KS 35 - OSU 13
	05:22	KSU	Pringle 60 yd pass from Thompson (McCrane, M. kick)
			4-82 2:01, KS 42 - OSU 13
	03:55	OSU	Hill, Justice 2 yd run (Ammendola, Matt kick)
			5-75 1:27, KS 42 - OSU 20
4th	12:51	KSU	McCrane, M. 33 yd field goal
			10-52 6:04, KS 45 - OSU 20
	08:56	OSU	Washington 8 yd pass from Rudolph (Ammendola kick)
			13-75 3:55, KS 45 - OSU 27
	04:55	OSU	Rudolph, Mason 2 yd run (Ammendola, Matt kick)
			6-83 1:37, KS 45 - OSU 34
	04:02	OSU	Stoner 14 yd pass from Rudolph (Rudolph pass intcpt)
			3-39 0:40, KS 45 - OSU 40

	KSU	OSU
FIRST DOWNS	18	30
RUSHES-YARDS (NET)	49-217	31-85
PASSING YDS (NET)	204	425
Passes Att-Comp-Int	13-10-0	53-32-2
TOTAL OFFENSE PLAYS-YARDS	62-421	84-510
Fumble Returns-Yards	0-0	0-0
Punt Returns-Yards	3-10	1-8
Kickoff Returns-Yards	7-160	1-13
Interception Returns-Yards	2-19	0-0
Punts (Number-Avg)	7-43.4	5-47.0
Fumbles-Lost	1-1	1-0
Penalties-Yards	6-41	2-20
Possession Time	35:01	24:59
Third-Down Conversions	3 of 12	3 of 13
Fourth-Down Conversions	0 of 0	1 of 2
Red-Zone Scores-Chances	2-2	6-6
Sacks By: Number-Yards	4-22	3-12


RUSHING: Kansas State-Thompson, S. 17-93; Barnes, Alex 22-86; Silmon, Justin 7-34; Dimel, Winston 1-8; Warmack, Dalvin 1-minus 2; TEAM 1-minus 2. Oklahoma State-Hill, Justice 23-91; King, J.D. 3-14; Rudolph, Mason 5-minus 20.

PASSING: Kansas State-Thompson, S. 10-13-0-204. Oklahoma State-Rudolph, Mason 32-53-2-425.

RECEIVING: Kansas State-Pringle, Byron 4-166; Heath, D. 3-9; Zuber, Isaiah 2-22; Barnes, Alex 1-7. Oklahoma State-Washington, James 8-159; Stoner, Dillon 8-73; Ateman, Marcell 6-113; Hill, Justice 4-21; Lacy, Chris 2-30; McCleskey, Jalen 2-9; Wallace, Tylan 1-13; King, J.D. 1-7.

INTERCEPTIONS: Kansas State-Adams, Kendall 1-19; Shelley, Duke 1-0. Oklahoma State-None.

FUMBLES: Kansas State-Thompson, S. 1-1. Oklahoma State-Rudolph, Mason 1-0.

	GAME 12 Nov. 18, 2017 Stillwater, Okla. Attendance: 56,790 TV: FS1
KANSAS	17
OKLAHOMA STATE 18/21	58

Captains: Chris Lacy, Ramon Richards, Chad Whitener, Cole McKnight

Score by Quarters	1	2	3	4	Score
Kansas	3	7	7	0	17
Oklahoma State	10	24	14	10	58

Scoring Summary

1st	12:05	OSU	Rudolph, Mason 1 yd run (Ammendola kick)
			7-74 2:55, KU 0 - OSU 7
	06:22	OSU	Ammendola, Matt 43 yd field goal
			6-16 1:38, KU 0 - OSU 10
	01:36	KU	Rui, Gabriel 50 yd field goal
			12-46 4:46, KU 3 - OSU 10
2nd	13:41	OSU	Hill, Justice 12 yd run (Ammendola, Matt kick)
			10-75 2:55, KU 3 - OSU 17
	10:41	OSU	Stoner 76 yd pass from Rudolph (Ammendola kick)
			2-78 0:31, KU 3 - OSU 24
	04:28	OSU	Ammendola, Matt 36 yd field goal
			13-59 4:31, KU 3 - OSU 27
	02:00	OSU	Brown, LD 1 yd run (Ammendola, Matt kick)
			6-69 1:13, KU 3 - OSU 34
	00:07	KU	Fairs, Evan 33 yd pass from Bender (Rui kick)
			9-73 1:53, KU 10 - OSU 34
3rd	14:00	OSU	Washington 30 yd pass from Rudolph (Ammendola kick)
			1-30 0:06, KU 10 - OSU 41
	05:41	KU	Sims, Steven 2 yd pass from Bender (Rui kick)
			7-41 2:20, KU 17 - OSU 41
	02:12	OSU	Rudolph, Mason 1 yd run (Ammendola, Matt kick)
			8-75 3:29, KU 17 - OSU 48
4th	10:43	OSU	Ammendola, Matt 49 yd field goal
			12-60 4:32, KU 17 - OSU 51
	04:58	OSU	Brown, LD 1 yd run (Ammendola, Matt kick)
			7-65 4:16, KU 17 - OSU 58

	KU	OSU
FIRST DOWNS	11	29
RUSHES-YARDS (NET)	30-69	42-167
PASSING YDS (NET)	172	494
Passes Att-Comp-Int	32-17-1	44-32-0
TOTAL OFFENSE PLAYS-YARDS	62-241	86-661
Fumble Returns-Yards	0-0	0-0
Punt Returns-Yards	2-37	0-0
Kickoff Returns-Yards	8-159	2-37
Interception Returns-Yards	0-0	1-6
Punts (Number-Avg)	10-36.1	3-41.0
Fumbles-Lost	0-0	1-0
Penalties-Yards	3-19	4-30
Possession Time	26:24	33:36
Third-Down Conversions	6 of 18	9 of 17
Fourth-Down Conversions	0 of 0	1 of 1
Red-Zone Scores-Chances	1-1	6-6
Sacks By: Number-Yards	2-12	3-21

RUSHING: Kansas-Martin, Taylor 17-60; Thompson, Deron 7-17; Herbert, Khalil 2-5; Bender, Peyton 4-minus 13. Oklahoma State-Hill, Justice 16-58; Brown, LD 8-48; Wilson, Ja'Ron 6-27; Lacy, Chris 1-26; Cornelius, Taylor 3-17; TEAM 1-minus 2; Rudolph, Mason 7-minus 7.

PASSING: Kansas-Bender, Peyton 17-32-1-172. Oklahoma State-Rudolph, Mason 31-43-0-438; Cornelius, Taylor 1-1-0-56.

RECEIVING: Kansas-Sims, Steven 9-69; Fairs, Evan 2-44; Schadler, Ryan 2-31; Martin, Taylor 2-4; Johnson, Kerr 1-21; Harrell, Chase 1-3. Oklahoma State-Washington, James 8-106; McCleskey, Jalen 7-67; Stoner, Dillon 4-113; Ateman, Marcell 4-107; Lacy, Chris 3-24; Hill, Justice 2-7; Alexander, Tyrell 1-56; Abbott, Britton 1-11; Finefeuiaki, Sione 1-5; Brown, LD 1-minus 2.

INTERCEPTIONS: Kansas-None. Oklahoma State-Whitener, Chad 1-6.

FUMBLES: Kansas-None. Oklahoma State-Cornelius, Taylor 1-0.



STARTING LINEUPS/PLAYER CAREER STARTS

GAME-BY-GAME STARTING LINEUPS

STARTING LINEUPS - OFFENSE

		LT	LG	C	RG	RT	WR	WR	WR/CW	WR/CW	RB	QB
8/31	Tulsa	Cochran	Keyes	Lundblade	L.Williams	Crabtree	Washington	McCleskey	Lacy	Abbott	Hill	Rudolph
9/8	at South Alabama	Cochran	Keyes	Lundblade	L.Williams	Crabtree	Washington	McCleskey	Lacy	Abbott	Hill	Rudolph
9/16	at Pittsburgh	Cochran	Keyes	Lundblade	L.Williams	Crabtree	Washington	Lacy	Finefeuiaki	Abbott	Hill	Rudolph
9/23	TCU	Cochran	Keyes	Lundblade	Wilson	Jenkins	Washington	McCleskey	Ateman	Abbott	Hill	Rudolph
9/30	at Texas Tech	Cochran	Keyes	Lundblade	Wilson	Crabtree	Washington	McCleskey	Ateman	Abbott	Hill	Rudolph
10/14	Baylor	Cochran	Keyes	Wilson	Jenkins	Crabtree	Washington	McCleskey	Ateman	K.Brown	Hill	Rudolph
10/21	at Texas	Cochran	Keyes	Wilson	Jenkins	Crabtree	Washington	McCleskey	Ateman	K.Brown	Hill	Rudolph
10/28	at West Virginia	Cochran	Keyes	Lundblade	Wilson	Crabtree	Washington	Stoner	Ateman	Abbott	Hill	Rudolph
11/4	Oklahoma	Cochran	Keyes	Lundblade	Wilson	Crabtree	Washington	Stoner	Ateman	Abbott	Hill	Rudolph
11/11	at Iowa State	Cochran	Keyes	Lundblade	Wilson	Crabtree	Washington	Stoner	Ateman	Abbott	Hill	Rudolph
11/18	Kansas State	Cochran	Keyes	Lundblade	Wilson	Crabtree	Washington	Stoner	Ateman	Abbott	Hill	Rudolph
11/25	Kansas	Cochran	Keyes	Lundblade	Wilson	Crabtree	Washington	Stoner	Ateman	McCleskey	Hill	Rudolph

STARTING LINEUPS - DEFENSE

		DE	DT	DT/SLB	DE	SLB	MLB	WLB	CB	SS	FS	CB
8/31	Tulsa	Leveni	Osborne	Daniels	Walterscheid	Edison-McGruder	Whitener	Phillips	R.Williams	R.Richards	Flowers	A.Green
9/8	at South Alabama	Leveni	Osborne	Mwaniki	Daniels	Bundage	Whitener	Phillips	R.Williams	R.Richards	Flowers	A.Green
9/16	at Pittsburgh	Leveni	Osborne	Daniels	Walterscheid	Tucker	Whitener	Phillips	R.Williams	R.Richards	Flowers	A.Green
9/23	TCU	Leveni	Osborne	Edison-McGruder	Daniels	Bundage	Whitener	Phillips	R.Williams	R.Richards	Flowers	A.Green
9/30	at Texas Tech	Leveni	Osborne	Daniels	Brailford	Edison-McGruder	Whitener	Phillips	R.Williams	R.Richards	Flowers	A.Green
10/14	Baylor	Leveni	Osborne	Daniels	Brailford	Edison-McGruder	Whitener	Phillips	R.Williams	R.Richards	Flowers	A.Green
10/21	at Texas	Leveni	Osborne	Daniels	Brailford	Bundage	Whitener	Phillips	R.Williams	R.Richards	Flowers	A.Green
10/28	at West Virginia	Brailford	Osborne	Daniels	Walterscheid	Bundage	Whitener	Phillips	R.Williams	R.Richards	Flowers	A.Green
11/4	Oklahoma	Brailford	Osborne	Daniels	Walterscheid	Bundage	Whitener	Phillips	R.Williams	R.Richards	Flowers	A.Green
11/11	at Iowa State	Brailford	Osborne	Daniels	Walterscheid	Bundage	Whitener	Phillips	R.Williams	R.Richards	Flowers	A.Green
11/18	Kansas State	Brailford	Osborne	Carter	Walterscheid	Bundage	Whitener	Phillips	R.Williams	Cook	Mwaniki	A.Green
11/25	Kansas	Brailford	Osborne	Carter	Walterscheid	Bundage	Whitener	Phillips	R.Williams	R.Richards	Flowers	A.Green

CAREER CONSECUTIVE AND TOTAL STARTS

Player, Pos.	Yr.	Consecutive Starts	Total Starts	-----Starts by Year-----				Player, Pos.	Yr.	Consecutive Starts	Total Starts	-----Starts by Year-----			
				2017	2016	2015	2014					2017	2016	2015	2014
Mason Rudolph, QB	Sr.	26	40	12	13	12	3	Jarrell Owens, DE	Jr.	0	12	0	12	0	0
Marcus Keyes, OL	So.	25	25	12	13	0	0	Darrion Daniels, DT	Jr.	0	10	10	0	0	0
Aaron Cochran, OL	Sr.	22	28	12	10(at Cal)	6(at Cal)	0(at Cal)	Britton Abbott, CW	Jr.	0	9	9	0	0	0
Justice Hill, RB	So.	22	22	12	10	0	0	Vili Leveni, DE	Sr.	0	8	7	1	0	0
James Washington, WR	Sr.	19	42	12	12	13	5	Larry Williams, OL	Sr.	0	8	3	5	0	0
Chad Whitener, LB	Sr.	15	32	12	12	8	0	Kenneth Edison-McGruder, LB	Jr.	0	8	5	4	0	0
Marcell Ateman, WR	Sr.	12	31	12	0	12	7	Chris Lacy, WR	Sr.	0	5	3	1	1	0
Justin Phillips, LB	Jr.	12	14	12	2	0	0	Tevin Jenkins, OL	Fr.	0	3	3	0	0	0
A.J. Green, CB	So.	12	12	12	0	0	0	Keenen Brown, CW	Jr.	0	3	2	1	0	0
DeQuinton Osborne, DT	Sr.	12	12	12	0	0	0	Thabo Mwaniki, S	Fr.	0	2	2	0	0	0
Rodarius Williams, CB	Fr.	12	12	12	0	0	0	Chance Cook, S	So.	0	1	1	0	0	0
Johnny Wilson, OL	So.	9	9	9	0	0	0	Sione Finefeuiaki, CW	Jr.	0	1	1	0	0	0
Zachary Crabtree, OL	Sr.	8	45	11	13	13	8	Jerel Morrow, S	Sr.	0	1	0	0	0	1
Jordan Brailford, DE	Jr.	8	8	8	0	0	0	Kirk Tucker, LB	Sr.	0	1	0	1	0	0
Calvin Bundage, LB	So.	6	8	8	0	0	0								
Brad Lundblade, OL	Sr.	5	37	10	13	13	1								
Cole Walterscheid, DE	Jr.	5	20	7	13	0	0								
Dillon Stoner, WR	Fr.	5	5	5	0	0	0								
Trey Carter, DE	Jr.	2	2	2	0	0	0								
Tre Flowers, S	Sr.	1	42	11	12	13	6								
Ramon Richards, CB	Sr.	1	34	11	13	1	9								
Jalen McCleskey, WR	Jr.	1	18	7	10	1	0								

GAME-BY-GAME CAPTAINS

8/31	Tulsa	Rudolph	Washington	Flowers	Tucker
9/8	at South Alabama	L.Williams	Morrow	Osborne	Cook
9/16	at Pittsburgh	Cochran	McCleskey	Tucker	Morrow
9/23	TCU	Ateman	Leveni	Brailford	Abbott
9/30	at Texas Tech	Lundblade	Washington	R.Richards	Wolf
10/14	Baylor	Crabtree	Daniels	Phillips	Walterscheid
10/21	at Texas	Hill	Keyes	Flowers	R.Richards
10/28	at West Virginia	Stoner	Webber	Carter	Phillips
11/4	Oklahoma	Rudolph	Washington	Morrow	Whitener
11/11	at Iowa State	Jo.Wilson	Akem	Daniels	Tucker
11/18	Kansas State	Abbott	Osborne	Keyes	Cook
11/25	Kansas	Lacy	R.Richards	Whitener	McKnight



EXPLOSIVE PLAYS

PASSING PLAYS - 20 YARDS OR LONGER (69)

Yds	Connection	Opponent	Result of Pass	Result of Drive
86	Rudolph to Washington	TCU	Touchdown	Touchdown
81	Rudolph to McCleskey	Iowa State	1st and Goal at ISU 1	Touchdown
77	Rudolph to Washington	Tulsa	Touchdown	Touchdown
76	Rudolph to Stoner	Kansas	Touchdown	Touchdown
69	Rudolph to Ateman	Pittsburgh	Touchdown	Touchdown
68	Rudolph to Washington	Baylor	Touchdown	Touchdown
66	Rudolph to Washington	South Alabama	Touchdown	Touchdown
66	Rudolph to Ateman	Texas	1st and 10 at UT 20	Missed Field Goal
63	Rudolph to Ateman	Kansas State	1st and Goal at KSU 6	Touchdown
60	Rudolph to Johnson	Oklahoma	1st and 10 at OU 15	Touchdown
58	Rudolph to Washington	Baylor	Fumble at BU 26	Fumble
56	Cornelius to Alexander	Kansas	1st and Goal at KU 1	Touchdown
54	Rudolph to Stoner	Pittsburgh	Touchdown	Touchdown
54	Rudolph to Ateman	Kansas	1st and Goal at KU 4	Touchdown
52	Rudolph to Washington	Kansas State	1st and Goal at KSU 6	Touchdown
51	Rudolph to Washington	Oklahoma	1st and 10 at OU 16	Touchdown
49	Rudolph to Ateman	Tulsa	1st and Goal at TU 3	Touchdown
48	Rudolph to McCleskey	Pittsburgh	Touchdown	Touchdown
45	Rudolph to Washington	Baylor	1st and 10 at BU 20	Touchdown
44	Rudolph to Johnson	Tulsa	Touchdown	Touchdown
43	Rudolph to Washington	Baylor	1st and Goal at BU 1	Touchdown
40	Rudolph to Washington	Tulsa	Touchdown	Touchdown
40	Rudolph to McCleskey	Pittsburgh	Touchdown	Touchdown
40	Rudolph to Ateman	Baylor	1st and Goal at BU 1	Touchdown
39	Rudolph to Washington	Pittsburgh	1st and 10 at OSU 40	Interception
39	Cornelius to Wallace	Pittsburgh	1st and 10 at PITT 18	Field Goal
38	Rudolph to Washington	Kansas State	Touchdown	Touchdown
38	Rudolph to Ateman	Baylor	Touchdown	Touchdown
37	Rudolph to K.Brown	Texas Tech	1st and 10 at TTU 33	Interception
35	Rudolph to Washington	Oklahoma	Touchdown	Touchdown
34	Rudolph to McCleskey	TCU	1st and Goal at TCU 3	Touchdown
33	Rudolph to Ateman	Baylor	1st and 10 at BU 40	Touchdown
32	Rudolph to Lacy	Oklahoma	1st and 10 at OU 41	Touchdown
31	Rudolph to Washington	Pittsburgh	1st and 10 at PITT 16	Touchdown
31	Rudolph to Ateman	Kansas	1st and 10 at KU 38	Touchdown
30	Rudolph to Washington	South Alabama	1st and Goal at USA 4	Touchdown
30	Rudolph to Washington	Texas Tech	1st and 10 at TTU 19	Touchdown
30	Rudolph to Ateman	Texas Tech	1st and 10 at OSU 42	Touchdown
30	Rudolph to Stoner	Oklahoma	1st and 10 at OU 45	Touchdown
30	Rudolph to Ateman	Iowa State	Touchdown	Touchdown
30	Rudolph to Ateman	Iowa State	1st and 10 at ISU 19	Touchdown
30	Rudolph to Washington	Kansas	Touchdown	Touchdown
29	Rudolph to Ateman	TCU	1st and 10 at TCU 23	Interception
29	Rudolph to McCleskey	Texas	1st and 10 at UT 33	Touchdown
27	Rudolph to McCleskey	Pittsburgh	1st and 10 at PITT 21	Touchdown
27	Rudolph to Ateman	TCU	1st and 10 at TCU 28	Touchdown
27	Rudolph to Stoner	West Virginia	1st and 10 at WVU 9	Touchdown
26	Rudolph to McCleskey	Pittsburgh	1st and 10 at PITT 33	Touchdown
26	Cornelius to Abbott	Pittsburgh	1st and 10 at PITT 37	End of Game
26	Rudolph to Ateman	Texas Tech	1st and 10 at TTU 48	Touchdown
25	Rudolph to McCleskey	Baylor	Touchdown	Touchdown
25	Rudolph to Wallace	Iowa State	1st and 10 at OSU 47	Field Goal
24	Rudolph to Washington	Pittsburgh	1st and 10 at PITT 25	Interception
24	Rudolph to Hill	Iowa State	1st and 10 at ISU 36	Field Goal
23	Rudolph to McCleskey	Texas	1st and 10 at UT 11	Field Goal
23	Rudolph to Washington	Pittsburgh	1st and 10 at 50	Touchdown
23	Rudolph to Washington	Kansas	1st and 10 at KU 15	Touchdown
22	Rudolph to Washington	Iowa State	1st and 10 at OSU 47	Touchdown
21	Rudolph to Ateman	Pittsburgh	1st and 10 at PITT 48	Touchdown
21	Rudolph to McCleskey	TCU	1st and 10 at OSU 46	Punt
21	Rudolph to McCleskey	Texas Tech	1st and 10 at TTU 42	Touchdown
21	Rudolph to Stoner	Texas Tech	1st and 10 at TTU 19	Missed Field Goal
21	Rudolph to Ateman	Iowa State	Touchdown	Touchdown
20	Rudolph to Lacy	Texas	1st and Goal at UT 10	Touchdown
20	Rudolph to Hill	Texas	1st and 10 at UT 47	End of Half
20	Rudolph to Ateman	South Alabama	Touchdown	Touchdown
20	Rudolph to Washington	Texas Tech	1st and 10 at TTU 36	Missed Field Goal
20	Rudolph to Ateman	Oklahoma	1st and 10 at OU 45	Turnover on Downs

RUNNING PLAYS - 20 YARDS OR LONGER (23)

Yds	Rusher	Opponent	Result of Rush	Result of Drive
79	Justice Hill	Baylor	Touchdown	Touchdown
73	LD Brown	Tulsa	1st and Goal at TU 3	Missed Field Goal
71	J.D. King	Tulsa	Touchdown	Touchdown
52	Justice Hill	Iowa State	1st and Goal at ISU 1	Touchdown
40	Taylor Cornelius	Baylor	Touchdown	Touchdown
39	Justice Hill	West Virginia	1st and 10 at WVU 36	Fumble
34	Justice Hill	Oklahoma	1st and 10 at OU 27	Interception
32	Justice Hill	Kansas State	1st and 10 at KSU 38	Touchdown
32	Justice Hill	Tulsa	1st and 10 at TU 35	Field Goal
31	J.D. King	South Alabama	1st and 10 at OSU 46	Punt
30	Justice Hill	Oklahoma	Touchdown	Touchdown
29	LD Brown	Kansas	1st and Goal at KU 1	Touchdown
27	Justice Hill	Oklahoma	1st and 10 at OU 48	Touchdown
26	Chris Lacy	Kansas	1st and 10 at KU 31	Field Goal
24	Justice Hill	Texas Tech	1st and 10 at TTU 25	Touchdown
23	Taylor Cornelius	Baylor	1st and 10 at OSU 46	Turnover on Downs
23	J.D. King	West Virginia	1st and 10 at WVU 36	Touchdown
22	Justice Hill	Texas Tech	1st and 10 at TTU 24	Touchdown
22	J.D. King	West Virginia	1st and 10 at WVU 30	Touchdown
22	Justice Hill	Iowa State	1st and 10 at ISU 18	Touchdown
21	Justice Hill	Texas Tech	1st and 10 at TTU 31	Field Goal
20	Justice Hill	Pittsburgh	Touchdown	Touchdown
20	J.D. King	West Virginia	Touchdown	Touchdown

KICK RETURNS - 30 YARDS OR LONGER (1)

Yds	Returner	Opponent	Result of Return	Result of Drive
31	Tyron Johnson	Texas Tech	1st and 10 at OSU 34	Missed Field Goal

PUNT RETURNS - 20 YARDS OR LONGER (1)

Yds	Returner	Opponent	Result of Return	Result of Drive
20	Dillon Stoner	West Virginia	1st and 10 at WVU 37	Fumble

INTERCEPTION/FUMBLE RETURNS - 20 YARDS OR LONGER (6)

Yds	Returner	Opponent	Result of Return	Result of Drive
82	Kenneth Edison-McGruder	Tulsa	Touchdown	Touchdown
58	A.J. Green	West Virginia	1st and 10 at WVU 17	Touchdown
35	Chad Whitener	Oklahoma	1st and 10 at OSU 35	Turnover on Downs
25	Justin Phillips	South Alabama	Touchdown	Touchdown
24	Ramon Richards	West Virginia	1st and 10 at OSU 49	Touchdown
20	Jerel Morrow	West Virginia	1st and 10 at WVU 44	Missed Field Goal



SCORING SUMMARY

SEPT. 3 VS. TULSA

	QTR.	TIME	PLAYS	YDS.	ELAPSED
Tyron Johnson, 44 yd pass from Rudolph	1	12:59	8	74	2:01
James Washington, 40 yd pass from Rudolph	1	6:35	6	81	2:13
Justice Hill, 3 yd run	1	4:08	2	52	0:17
J.D. King, 71 yd run	2	10:06	2	75	0:32
Matt Ammendola, 24 yd field goal	2	3:29	9	60	2:49
James Washington, 77 yd pass from Rudolph	2	2:04	1	77	0:10
Mason Rudolph, 1 yd run	3	6:37	14	80	5:29
Kenneth Edison-McGruder, 82 yd fumble return	3	2:14	0	0	0:00
LD Brown, 15 yd run	4	7:55	2	20	0:34

SEPT. 8 AT SOUTH ALABAMA

	QTR.	TIME	PLAYS	YDS.	ELAPSED
Matt Ammendola, 31 yd field goal	1	7:32	12	57	3:58
James Washington, 66 yd pass from Rudolph	1	5:31	2	68	0:29
Marcell Ateman, 4 yd pass from Rudolph	1	1:36	7	73	2:23
Matt Ammendola, 53 yd field goal	2	0:11	8	44	1:06
Marcell Ateman, 20 yd pass from Rudolph	3	11:16	4	43	0:58
Mason Rudolph, 10 yd run	3	7:44	6	63	1:54
Justin Phillips, 25 yd interception return	3	4:12	0	0	0:00
Matt Ammendola, 48 yd field goal	4	10:55	12	39	6:29

SEPT. 16 AT PITTSBURGH

	QTR.	TIME	PLAYS	YDS.	ELAPSED
Justice Hill, 20 yd run	1	13:00	7	75	2:00
Dillon Stoner, 54 yd pass from Rudolph	1	7:46	10	96	3:16
Marcell Ateman, 69 yd pass from Rudolph	1	3:33	6	80	1:32
Jalen McCleskey, 8 yd pass from Rudolph	2	13:41	6	54	1:14
Jalen McCleskey, 40 yd pass from Rudolph	2	11:22	3	65	0:39
Justice Hill, 15 yd run	2	6:15	8	82	3:10
Jalen McCleskey, 48 yd pass from Rudolph	2	3:40	5	79	1:49
Justin Phillips, 10 yd interception return	3	9:54	0	0	0:00
Matt Ammendola, 25 yd field goal	4	10:08	10	57	5:00

SEPT. 23 VS. TCU

	QTR.	TIME	PLAYS	YDS.	ELAPSED
James Washington, 86 yd pass from Rudolph	1	2:15	2	90	0:30
Matt Ammendola, 29 yd field goal	2	4:46	11	63	2:29
Dillon Stoner, 14 yd pass from Rudolph	3	8:37	10	78	3:22
Mason Rudolph, 1 yd run	4	9:44	10	79	2:19
Justice Hill, 1 yd run	4	3:03	5	47	1:24

SEPT. 30 AT TEXAS TECH

	QTR.	TIME	PLAYS	YDS.	ELAPSED
James Washington, 14 yd pass from Rudolph	1	11:15	7	68	1:53
Justice Hill, 5 yd pass from Rudolph	2	9:41	11	75	4:33
Jalen McCleskey, 4 yd pass from Rudolph	2	3:49	10	88	3:13
Mason Rudolph, 8 yd run	3	12:50	8	65	2:10
Matt Ammendola, 22 yd field goal	3	9:40	4	4	1:32
Matt Ammendola, 27 yd field goal	3	2:55	8	65	3:23
Mason Rudolph, 16 yd run	4	1:12	6	79	2:09

OCT. 14 VS. BAYLOR

	QTR.	TIME	PLAYS	YDS.	ELAPSED
Marcell Ateman, 38 yd pass from Rudolph	1	3:06	6	52	1:42
Jalen McCleskey, 25 yd pass from Rudolph	2	14:44	6	80	1:13
Justice Hill, 79 yd run	2	8:43	2	80	0:35
Mason Rudolph, 1 yd run	2	5:14	7	81	2:18
J.D. King, 1 yd run	2	0:37	8	69	2:21
Matt Ammendola, 40 yd field goal	3	9:24	10	52	2:23
James Washington, 68 yd pass from Rudolph	3	6:24	2	75	0:32
James Washington, 2 yd run	4	14:55	13	74	4:26
Taylor Cornelius, 40 yd run	4	10:37	3	59	1:27

OCT. 21 AT TEXAS

	QTR.	TIME	PLAYS	YDS.	ELAPSED
J.D. King, 7 yd run	1	4:52	10	96	2:52
Matt Ammendola, 19 yd field goal	4	12:31	12	74	4:20
Matt Ammendola, 34 yd field goal	OT	0:00	4	8	0:00

OCT. 28 AT WEST VIRGINIA

	QTR.	TIME	PLAYS	YDS.	ELAPSED
James Washington, 13 yd pass from Rudolph	1	7:20	8	51	2:50
Mason Rudolph, 1 yd run	1	1:02	14	77	5:14
Matt Ammendola, 35 yd field goal	2	7:56	13	57	5:28
J.D. King, 20 yd run	2	4:46	1	20	0:08
J.D. King, 6 yd pass from Rudolph	3	11:21	7	61	2:25
Justice Hill, 5 yd run	4	10:38	9	48	3:42
James Washington, 19 yd pass from Rudolph	4	8:22	2	17	0:41
Justice Hill, 18 yd run	4	3:47	7	57	3:45

NOV. 4 VS. OKLAHOMA

	QTR.	TIME	PLAYS	YDS.	ELAPSED
Matt Ammendola, 29 yd field goal	1	12:07	6	17	1:47
Marcell Ateman, 1 yd pass from Rudolph	1	7:01	6	75	2:02
Justice Hill, 6 yd run	2	14:07	4	75	0:46
Marcell Ateman, 2 yd pass from Rudolph	2	11:09	10	75	2:41
James Washington, 35 yd pass from Rudolph	2	7:16	5	75	0:56
Justice Hill, 30 yd run	2	0:33	5	75	0:45
Tyron Johnson, 33 yd pass from Rudolph	4	12:30	7	75	2:42
Tyron Johnson, 18 yd pass from Rudolph	4	9:51	9	75	1:52

NOV. 11 AT IOWA STATE

	QTR.	TIME	PLAYS	YDS.	ELAPSED
Marcell Ateman, 21 yd pass from Rudolph	1	1:31	9	73	3:14
Justice Hill, 9 yd run	2	12:38	5	31	2:14
Justice Hill, 2 yd run	2	8:27	5	60	2:24
Matt Ammendola, 35 yd field goal	3	10:17	10	58	4:43
Justice Hill, 1 yd run	3	1:27	2	82	0:22
Matt Ammendola, 41 yd field goal	4	9:43	10	52	4:30
Marcell Ateman, 30 yd pass from Rudolph	4	5:55	7	75	2:43
Dillon Stoner, 19 yd pass from Rudolph	4	3:47	3	51	1:14

NOV. 18 VS. KANSAS STATE

	QTR.	TIME	PLAYS	YDS.	ELAPSED
James Washington, 38 yd pass from Rudolph	1	5:51	2	70	0:19
Matt Ammendola, 32 yd field goal	1	1:08	6	38	2:10
Matt Ammendola, 27 yd field goal	2	8:51	15	65	4:41
Justice Hill, 2 yd run	3	3:55	5	75	1:27
James Washington, 8 yd pass from Rudolph	4	8:56	13	75	3:55
Mason Rudolph, 2 yd run	4	4:55	6	83	1:37
Dillon Stoner, 14 yd pass from Rudolph	4	4:02	3	39	0:40

NOV. 25 VS. KANSAS

	QTR.	TIME	PLAYS	YDS.	ELAPSED
Mason Rudolph, 1 yd run	1	12:05	7	75	2:55
Matt Ammendola, 43 yd field goal	1	6:22	6	16	1:38
Justice Hill, 12 yd run	2	13:41	10	75	2:55
Dillon Stoner, 76 yd pass from Rudolph	2	10:41	2	78	0:31
Matt Ammendola, 36 yd field goal	2	4:28	13	59	4:31
LD Brown, 1 yd run	2	2:00	6	69	1:13
James Washington, 30 yd pass from Rudolph	3	14:00	1	30	0:06
Mason Rudolph 1 yd run	3	2:12	8	75	3:29
Matt Ammendola, 49 yd field goal	4	10:43	12	60	4:32
LD Brown, 1 yd run	4	4:58	7	65	4:16



SCORING DRIVE SUPERLATIVES

SCORING DRIVE SUPERLATIVES

LONGEST TOUCHDOWN PLAYS (20+)

86	Rudolph pass to James Washington vs. TCU
79	Justice Hill run vs. Baylor
77	Rudolph pass to James Washington vs. Tulsa
76	Rudolph pass to Dillon Stoner vs. Kansas
71	J.D. King run vs. Tulsa
69	Rudolph pass to Marcell Ateman at Pittsburgh
68	Rudolph pass to James Washington vs. Baylor
66	Rudolph pass to James Washington at S. Alabama
54	Rudolph pass to Dillon Stoner at Pittsburgh
48	Rudolph pass to Jalen McCleskey at Pittsburgh
44	Rudolph pass to Tyron Johnson vs. Tulsa
40	Rudolph pass to James Washington vs. Tulsa
40	Rudolph pass to Jalen McCleskey at Pittsburgh
40	Taylor Cornelius run vs. Baylor
38	Rudolph pass to Marcell Ateman vs. Baylor
38	Rudolph pass to James Washington vs. Kansas State
35	Rudolph pass to James Washington vs. Oklahoma
33	Rudolph pass to Tyron Johnson vs. Oklahoma
30	Rudolph pass to Marcell Ateman at Iowa State
30	Rudolph pass to James Washington vs. Kansas
25	Rudolph pass to Jalen McCleskey vs. Baylor
21	Rudolph pass to Marcell Ateman at Iowa State
20	Rudolph pass to Marcell Ateman at S. Alabama
20	Justice Hill run at Pittsburgh
20	J.D. King run at West Virginia

MOST YARDS COVERED (80+)

96 yds (TD)	at Texas
96 yds (TD)	at Pittsburgh
90 yds (TD)	vs. TCU
88 yds (TD)	at Texas Tech
83 yds (TD)	vs. Kansas State
82 yds (TD)	at Pittsburgh
82 yds (TD)	at Iowa State
81 yds (TD)	vs. Tulsa
81 yds (TD)	vs. Baylor
80 yds (TD)	vs. Tulsa
80 yds (TD)	at Pittsburgh
80 yds (TD)	vs. Baylor

LEAST TIME ELAPSED

:-: (OT) - 4 plays, 8 yards (FG)	at Texas
0:06 - 1 play, 30 yards (TD)	vs. Kansas
0:08 - 1 play, 20 yards (TD)	at West Virginia
0:10 - 1 play, 77 yards (TD)	vs. Tulsa
0:17 - 2 plays, 52 yards (TD)	vs. Tulsa
0:19 - 2 plays, 70 yards (TD)	vs. Kansas State
0:22 - 2 plays, 82 yards (TD)	at Iowa State
0:29 - 2 plays, 68 yards (TD)	at South Alabama
0:30 - 2 plays, 90 yards (TD)	vs. TCU
0:31 - 2 plays, 78 yards (TD)	vs. Kansas
0:32 - 2 plays, 75 yards (TD)	vs. Tulsa
0:32 - 2 plays, 75 yards (TD)	vs. Baylor
0:34 - 2 plays, 20 yards (TD)	vs. Tulsa
0:35 - 2 plays, 80 yards (TD)	vs. Baylor
0:39 - 3 plays, 65 yards (TD)	at Pittsburgh
0:40 - 3 plays, 39 yards (TD)	vs. Kansas State
0:41 - 2 plays, 17 yards (TD)	at West Virginia
0:58 - 4 plays, 43 yards (TD)	at South Alabama
1:06 - 8 plays, 44 yards (FG)	at South Alabama
1:13 - 6 plays, 80 yards (TD)	vs. Baylor
1:13 - 6 plays, 69 yards (TD)	vs. Kansas
1:14 - 6 plays, 54 yards (TD)	at Pittsburgh
1:14 - 3 plays, 51 yards (TD)	at Iowa State
1:24 - 5 plays, 47 yards (TD)	vs. TCU
1:27 - 3 plays, 59 yards (TD)	vs. Baylor
1:27 - 5 plays, 75 yards (TD)	vs. Kansas State
1:32 - 6 plays, 80 yards (TD)	at Pittsburgh
1:32 - 4 plays, 4 yards (FG)	at Texas Tech
1:37 - 6 plays, 83 yards (TD)	vs. Kansas State
1:38 - 6 plays, 16 yards (FG)	vs. Kansas
1:42 - 6 plays, 52 yards (TD)	vs. Baylor
1:49 - 5 plays, 79 yards (TD)	at Pittsburgh
1:53 - 7 plays, 68 yards (TD)	at Texas Tech
1:54 - 6 plays, 63 yards (TD)	at South Alabama
2:00 - 7 plays, 75 yards (TD)	at Pittsburgh

FEWEST PLAYS

1 play, 20 yards (TD)	at West Virginia
1 play, 30 yards (TD)	vs. Kansas
1 play, 77 yards (TD)	vs. Tulsa
2 plays, 17 yards (TD)	at West Virginia
2 plays, 20 yards (TD)	vs. Tulsa
2 plays, 52 yards (TD)	vs. Tulsa
2 plays, 68 yards (TD)	at South Alabama
2 plays, 70 yards (TD)	vs. Kansas State
2 plays, 75 yards (TD)	vs. Tulsa
2 plays, 75 yards (TD)	vs. Baylor
2 plays, 78 yards (TD)	vs. Kansas
2 plays, 80 yards (TD)	vs. Baylor
2 plays, 82 yards (TD)	at Iowa State
2 plays, 90 yards (TD)	vs. TCU
3 plays, 51 yards (TD)	at Iowa State
3 plays, 59 yards (TD)	vs. Baylor
3 plays, 65 yards (TD)	at Pittsburgh
4 plays, 4 yards (FG)	at Texas Tech
4 plays, 8 yards (OT - FG)	at Texas
4 plays, 43 yards (TD)	at South Alabama
4 plays, 75 yards (TD)	vs. Oklahoma
5 plays, 32 yards (TD)	at Iowa State
5 plays, 47 yards (TD)	vs. TCU
5 plays, 60 yards (TD)	at Iowa State
5 plays, 75 yards (TD)	vs. Oklahoma
5 plays, 75 yards (TD)	vs. Kansas State
5 plays, 75 yards (TD)	vs. Oklahoma
5 plays, 79 yards (TD)	at Pittsburgh

MOST PLAYS

15 plays, 65 yards (FG)	vs. Kansas State
14 plays, 80 yards (TD)	vs. Tulsa
14 plays, 77 yards (TD)	at West Virginia
13 plays, 75 yards (TD)	vs. Kansas State
13 plays, 74 yards (TD)	vs. Baylor
13 plays, 59 yards (FG)	vs. Kansas
13 plays, 57 yards (FG)	at West Virginia
12 plays, 74 yards (FG)	at Texas
12 plays, 60 yards (FG)	vs. Kansas
12 plays, 57 yards (FG)	at South Alabama
12 plays, 39 yards (FG)	at South Alabama
11 plays, 75 yards (TD)	at Texas Tech
11 plays, 63 yards (FG)	vs. TCU
10 plays, 96 yards (TD)	at Pittsburgh
10 plays, 96 yards (TD)	at Texas
10 plays, 88 yards (TD)	at Texas Tech
10 plays, 79 yards (TD)	vs. TCU
10 plays, 78 yards (TD)	vs. TCU
10 plays, 75 yards (TD)	vs. Oklahoma
10 plays, 75 yards (TD)	vs. Kansas
10 plays, 48 yards (FG)	at Iowa State
10 plays, 57 yards (FG)	at Pittsburgh
10 plays, 52 yards (FG)	vs. Baylor
10 plays, 52 yards (FG)	at Iowa State

MOST TIME ELAPSED

6:29 - 12 plays, 39 yards (FG)	at South Alabama
5:29 - 14 plays, 80 yards (TD)	vs. Tulsa
5:28 - 13 plays, 57 yards (FG)	at West Virginia
5:14 - 14 plays, 77 yards (TD)	at West Virginia
5:00 - 10 plays, 57 yards (FG)	at Pittsburgh
4:43 - 10 plays, 58 yards (FG)	at Iowa State
4:41 - 15 plays, 65 yards (FG)	vs. Kansas State
4:33 - 11 plays, 75 yards (TD)	at Texas Tech
4:32 - 12 plays, 60 yards (FG)	vs. Kansas
4:31 - 13 plays, 59 yards (FG)	vs. Kansas
4:30 - 10 plays, 52 yards (FG)	at Iowa State
4:26 - 13 plays, 74 yards (TD)	vs. Baylor
4:20 - 12 plays, 74 yards (FG)	at Texas
4:16 - 7 plays, 65 yards (TD)	vs. Kansas
3:58 - 12 plays, 57 yards (FG)	at South Alabama
3:55 - 13 plays, 75 yards (TD)	vs. Kansas State
3:45 - 7 plays, 57 yards (TD)	at West Virginia
3:42 - 9 plays, 48 yards (TD)	at West Virginia
3:29 - 8 plays, 75 yards (TD)	vs. Kansas
3:23 - 8 plays, 65 yards (FG)	at Texas Tech
3:22 - 10 plays, 78 yards (TD)	vs. TCU
3:16 - 10 plays, 96 yards (TD)	at Pittsburgh
3:14 - 8 plays, 73 yards (TD)	at Iowa State
3:13 - 10 plays, 88 yards (TD)	at Texas Tech
3:10 - 8 plays, 82 yards (TD)	at Pittsburgh

SCORING DRIVE ANALYSIS

	Oklahoma State		Opponent	
	TD	FG	TD	FG
Negative Yards	0	0	0	1
0-9 yards	0	2	0	0
10-19 yards	1	2	0	1
20-29 yards	2	0	0	0
30-39 yards	3	1	0	0
40-49 yards	3	1	3	1
50-59 yards	7	7	1	4
60-69 yards	9	5	6	6
70-79 yards	30	1	18	2
80-89 yards	10	0	10	0
90-99 yards	3	0	1	0

GAME-OPENING DRIVES

	Oklahoma State				Opponent			
	Plays	Yards	TOP	Result	Plays	Yards	TOP	Result
Tulsa	8	74	2:01	TD	9	24	4:11	Punt
South Alabama	3	3	1:09	Punt	3	-1	2:21	Punt
Pittsburgh	7	75	2:00	TD	3	8	1:58	Punt
TCU	6	13	2:21	Punt	12	64	4:14	FG
Texas Tech	7	68	1:53	TD	3	8	1:52	Punt
Baylor	4	23	1:19	Punt	12	75	6:37	TD
Texas	5	14	1:23	Punt	8	26	3:11	Punt
West Virginia	2	42	0:21	Fumble	6	27	3:00	Punt
Oklahoma	6	17	1:47	FG	3	1	1:06	INT
Iowa State	3	4	1:15	Punt	11	73	4:58	TD
Kansas State	4	20	1:08	Punt	10	71	5:39	TD
Kansas	7	74	2:55	TD	3	9	1:51	Punt

SECOND HALF-OPENING DRIVES

	Oklahoma State				Opponent			
	Plays	Yards	TOP	Result	Plays	Yards	TOP	Result
Tulsa	14	80	5:29	TD	9	29	2:54	Punt
South Alabama	4	43	0:58	TD	3	20	2:46	Fumble
Pittsburgh	4	74	1:14	INT	7	35	3:09	Punt
TCU	5	18	1:07	INT	6	42	1:54	TD
Texas Tech	8	75	2:10	TD	3	-6	1:38	Punt
Baylor	1	54	0:21	Fumble	10	51	2:52	FG
Texas	3	5	0:41	Punt	13	71	4:18	FG
West Virginia	7	61	2:25	TD	3	0	1:14	INT
Oklahoma	11	48	5:38	Punt	4	20	1:40	Punt
Iowa State	10	58	4:43	FG	8	71	3:15	TD
Kansas State	7	26	1:57	Punt	5	25	2:23	Punt
Kansas	1	30	0:06	TD	3	3	0:54	INT



OSU IN THE BIG 12 AND FBS STATISTICAL RANKINGS

TEAM STATS

Category	Actual	Big 12 Rank	NCAA Rank
Scoring Offense	46.3	1	3
Scoring Defense	30.1	6	86
Total Offense	575.7	2	2
Total Defense	400.3	5	74
Rushing Offense	183.3	3	48
Rushing Defense	131.8	4	27
Passing Offense	392.3	1	1
Passing Yards Allowed	268.5	7	119
Team Passing Efficiency	168.78	2	3
Team Passing Efficiency Defense	129.2	3	65
Passing Yards per Completion	15.49	2	7
Kickoff Returns	18.89	9	106
Kickoff Return Defense	19.55	3	39
Punt Returns	5.2	9	102
Punt Return Defense	6.91	6	62
Passes Intercepted	16	1	11
Passes Had Intercepted	10	5	60
Net Punting	37.51	7	72
Team Sacks	2.33	3	38
Team Tackles for Loss	7.7	1	13
Sacks Allowed	1.75	5	46
First Downs Offense	335	2	3
First Downs Defense	255	4	78
3rd Down Conversion Pct	0.458	2	16
3rd Down Conversion Pct Defense	0.372	4	51
4th Down Conversion Pct	0.722	3	7
4th Down Conversion Pct Defense	0.615	6	103
Fewest Penalty Yards Per Game	47.67	3	43
Time of Possession	28:38	8	96
Turnover Margin	0.08	7	60
Turnovers Gained	22	2	26
Fumbles Recovered	6	8	78
Defensive TDs	3	4	17
Blocked Kicks	2	1	30
Red Zone Offense	0.886	3	33
Red Zone Defense	0.837	6	68

INDIVIDUAL STATS

2 MASON RUDOLPH - QB	Actual	Big 12 Rank	NCAA Rank
Passing Yards	4,553	1	1
Passing Yards Per Game	379.4	1	1
Points Responsible For Per Game	22.5	1	1
Total Offense	381.8	1	2
Points Responsible For	270	2	3
Passing Efficiency	170	2	3
Passing Yards per Completion	15.33	2	3
Yards per Pass Attempt	9.96	2	3
Passing TDs	35	2	4
Completions Per Game	24.75	1	7
Completion Percentage	0.65	4	16
Rushing TDs	10	4	50
Total Touchdowns	10	7	75
Scoring	5	14	-

28 JAMES WASHINGTON - WR	Actual	Big 12 Rank	NCAA Rank
Receiving Yards	1,423	1	1
Receiving Yards Per Game	118.6	1	1
Receiving TDs	12	2	6
Yards per Reception	20.62	2	11
Receptions Per Game	5.8	3	30
Total Touchdowns	13	4	31
All Purpose	119.58	4	45
Total Points Scored	78	9	92
Scoring	6.5	10	-
Points Responsible For	78	14	-
Points Responsible For Per Game	6.5	15	-

1 JALEN MCCLESKEY - WR	Actual	Big 12 Rank	NCAA Rank
Receptions Per Game	4.1	15	-

3 MARCELL ATEMAN - WR	Actual	Big 12 Rank	NCAA Rank
Receiving Yards	1,049	4	17
Receiving Yards Per Game	87.4	4	19
Yards per Reception	19.43	6	19
Receiving TDs	8	6	34
Receptions Per Game	4.5	11	79
All Purpose	87.42	12	-
Total Touchdowns	8	10	-

13 TYRON JOHNSON - WR	Actual	Big 12 Rank	NCAA Rank
Combined Kick Returns	264	11	-

5 JUSTICE HILL - RB	Actual	Big 12 Rank	NCAA Rank
Rushing TDs	14	1	15
Rushing Yards	1,347	1	17
Rushing Yards Per Game	112.3	1	18
Total Touchdowns	15	3	18
All Purpose	128.17	2	30
Rush Yards Per Carry	5.5	6	53
Total Points Scored	90	7	54
Scoring	7.7	6	61
Total Offense	112.3	9	-
Points Responsible For	92	12	-
Points Responsible For Per Game	7.7	11	-

4 A.J. GREEN - CB	Actual	Big 12 Rank	NCAA Rank
Total Interceptions	4	2	23
Interceptions Per Game	0.3	3	38

19 JUSTIN PHILLIPS - LB	Actual	Big 12 Rank	NCAA Rank
Forced Fumbles	0.25	2	29

91 DEQUINTON OSBORNE - DT	Actual	Big 12 Rank	NCAA Rank
Sacks	0.46	5	-

49 MATT AMMENDOLA - K	Actual	Big 12 Rank	NCAA Rank
Scoring	10.6	1	5
Total Points Scored	127	1	6
Field Goals Per Game	1.67	3	10
Field Goal Percentage	0.769	6	54
Points Responsible For	127	6	64
Points Responsible For Per Game	10.6	6	71

- Player does not rank in the NCAA top 100 in this category



2017 STATISTICS

RECORD:	OVERALL	HOME	AWAY	NEUTRAL
ALL GAMES	9-3-0	3-3-0	6-0-0	0-0-0
CONFERENCE	6-3-0	2-3-0	4-0-0	0-0-0
NON-CONFERENCE	3-0-0	1-0-0	2-0-0	0-0-0

RESULTS

DATE	OPPONENT	W/L	SCORE	ATTEND
Aug 31, 2017	TULSA	W	59-24	56790
Sep 08, 2017	at South Alabama	W	44-7	26487
9/16/17	at Pitt	W	59-21	38952
* Sep 23, 2017	#16 TCU	L	31-44	56790
* Sep 30, 2017	at Texas Tech	W	41-34	60901
* Oct 14, 2017	BAYLOR	W	59-16	56790
* Oct 21, 2017	at Texas	W OT	13-10	92506
* Oct 28, 2017	at West Virginia	W	50-39	57507
* Nov. 4, 2017	OKLAHOMA	L	52-62	56790
* Nov 11, 2017	at #24 Iowa State	W	49-42	61500
* Nov 18, 2017	KANSAS STATE	L	40-45	56790
* Nov 25, 2017	KANSAS	W	58-17	56790

*Big 12 Game

TEAM STATISTICS

	OSU	OPP
SCORING	555	361
Points Per Game	46.2	30.1
Points Off Turnovers	92	72
FIRST DOWNS	335	255
Rushing	111	94
Passing	197	132
Penalty	27	29
RUSHING YARDAGE	2200	1581
Yards gained rushing	2474	1971
Yards lost rushing	274	390
Rushing Attempts	473	456
Average Per Rush	4.7	3.5
Average Per Game	183.3	131.8
TDs Rushing	33	21
PASSING YARDAGE	4708	3222
Comp-Att-Int	304-471-10	242-418-16
Average Per Pass	10.0	7.7
Average Per Catch	15.5	13.3
Average Per Game	392.3	268.5
TDs Passing	35	18
TOTAL OFFENSE	6908	4803
Total Plays	944	874
Average Per Play	7.3	5.5
Average Per Game	575.7	400.2
KICK RETURNS: #-Yards	27-510	60-1173
PUNT RETURNS: #-Yards	15-78	11-76
INT RETURNS: #-Yards	16-214	10-151
KICK RETURN AVERAGE	18.9	19.5
PUNT RETURN AVERAGE	5.2	6.9
INT RETURN AVERAGE	13.4	15.1
FUMBLES-LOST	18-11	16-6
PENALTIES-Yards	62-572	71-558
Average Per Game	47.7	46.5
PUNTS-Yards	39-1639	76-3257
Average Per Punt	42.0	42.9
Net punt average	36.9	40.8
KICKOFFS-Yards	102-6104	68-4178
Average Per Kick	59.8	61.4
Net kick average	39.5	39.2
TIME OF POSSESSION/Game	28:38	31:22
3RD-DOWN Conversions	77/168	70/188
3rd-Down Pct	46%	37%
4TH-DOWN Conversions	13/18	8/13
4th-Down Pct	72%	62%
SACKS BY-Yards	28-233	21-113
MISC YARDS	0	0
TOUCHDOWNS SCORED	71	45
FIELD GOALS-ATTEMPTS	20-26	15-17
ON-SIDE KICKS	0-0	1-2
RED-ZONE SCORES	(62-70) 89%	(36-43) 84%
RED-ZONE TOUCHDOWNS	(47-70) 67%	(23-43) 53%
PAT-ATTEMPTS	(67-68) 99%	(44-44) 100%
ATTENDANCE	340740	337853
Games/Avg Per Game	6/56790	6/56309
Neutral Site Games		0/0

SCORE BY QUARTERS	1ST	2ND	3RD	4TH	OT	TOTAL
Oklahoma State	137	172	110	133	3	555
Opponents	58	134	85	84	0	361

RUSHING

	GP	Att	Gain	Loss	Net	Avg	TD	Long	Avg/G
Hill, Justice	12	245	1404	57	1347	5.5	14	79	112.2
King, J.D.	12	97	486	20	466	4.8	4	71	38.8
Brown, LD	10	33	224	13	211	6.4	3	73	21.1
Cornelius, Taylor	4	7	86	11	75	10.7	1	40	18.8
Wilson, Ja'Ron	3	17	55	6	49	2.9	0	7	16.3
Rudolph, Mason	12	56	137	108	29	0.5	10	16	2.4
Wudtee, Keondre	2	3	29	0	29	9.7	0	18	14.5
Lacy, Chris	11	1	26	0	26	26.0	0	26	2.4
Johnson, Tyron	11	2	14	0	14	7.0	0	11	1.3
Washington, James	12	3	13	1	12	4.0	1	11	1.0
TEAM	7	9	0	58	-58	-6.4	0	0	-8.3
Total.....	12	473	2474	274	2200	4.7	33	79	183.3
Opponents.....	12	456	1971	390	1581	3.5	21	55	131.8

PASSING

	G	Effic	Comp-Att-Int	Pct	Yds	TD	Lng	Avg/G
Rudolph, Mason	12	170.01	297-457-9	65.0	4553	35	86	379.4
Cornelius, Taylor	4	184.32	6-10-0	60.0	148	0	56	37.0
Wudtee, Keondre	2	52.93	1-3-0	33.3	7	0	7	3.5
McCleskey, Jalen	12	-200.00	0-1-1	0.0	0	0	0	0.0
Total.....	12	168.78	304-471-10	64.5	4708	35	86	392.3
Opponents.....	12	129.20	242-418-16	57.9	3222	18	90	268.5

RECEIVING

	G	No.	Yds	Avg	TD	Long	Avg/G
Washington, James	12	69	1423	20.6	12	86	118.6
Ateman, Marcell	12	54	1049	19.4	8	69	87.4
McCleskey, Jalen	12	49	633	12.9	5	81	52.8
Stoner, Dillon	11	40	541	13.5	5	76	49.2
Hill, Justice	12	30	191	6.4	1	24	15.9
Lacy, Chris	11	19	249	13.1	0	32	22.6
Johnson, Tyron	11	16	268	16.8	3	60	24.4
King, J.D.	12	8	50	6.2	1	8	4.2
Wallace, Tylan	12	7	118	16.9	0	39	9.8
Brown, Keenen	10	4	56	14.0	0	37	5.6
Finefeuiaki, Sione	12	3	27	9.0	0	17	2.2
Alexander, Tyrell	6	2	68	34.0	0	56	11.3
Abbott, Britton	12	2	37	18.5	0	26	3.1
Brown, LD	10	1	-2	-2.0	0	0	-0.2
Total.....	12	304	4708	15.5	35	86	392.3
Opponents.....	12	242	3222	13.3	18	90	268.5

TOTAL OFFENSE

	G	Plays	Rush	Pass	Total	Avg/G
Rudolph, Mason	12	513	29	4553	4582	381.8
Hill, Justice	12	245	1347	0	1347	112.2
King, J.D.	12	97	466	0	466	38.8
Cornelius, Taylor	4	17	75	148	223	55.8
Brown, LD	10	33	211	0	211	21.1
Wilson, Ja'Ron	3	17	49	0	49	16.3
Wudtee, Keondre	2	6	29	7	36	18.0
Lacy, Chris	11	1	26	0	26	2.4
Johnson, Tyron	11	2	14	0	14	1.3
Washington, James	12	3	12	0	12	1.0
TEAM	7	9	-58	0	-58	-8.3
Total.....	12	944	2200	4708	6908	575.7
Opponents.....	12	874	1581	3222	4803	400.2



2017 STATISTICS

SCORING

	TD	FGs	Kick	Rush	Rcv	Pass	DXP	Saf	Points
Ammendola, Matt	0	20-26	67-67	0-0	0	0-0	0	0	127
Hill, Justice	15	0-0	0-0	1-1	0	0-0	0	0	92
Washington, James	13	0-0	0-0	0-0	0	0-0	0	0	78
Rudolph, Mason	10	0-0	0-0	0-0	0	0-2	0	0	60
Ateman, Marcell	8	0-0	0-0	0-0	0	0-0	0	0	48
McCleskey, Jalen	5	0-0	0-0	0-0	0	0-0	0	0	30
King, J.D.	5	0-0	0-0	0-0	0	0-0	0	0	30
Stoner, Dillon	5	0-0	0-0	0-0	0	0-0	0	0	30
Johnson, Tyron	3	0-0	0-0	0-0	0	0-0	0	0	18
Brown, LD	3	0-0	0-0	0-0	0	0-0	0	0	18
Phillips, Justin	2	0-0	0-0	0-0	0	0-0	0	0	12
Cornelius, Taylor	1	0-0	0-0	0-0	0	0-0	0	0	6
Edison-McGruder, K.	1	0-0	0-0	0-0	0	0-0	0	0	6
TEAM	0	0-0	0-1	0-0	0	0-0	0	0	0
Total.....	71	20-26	67-68	1-1	0	0-2	0	0	555
Opponents.....	45	15-17	44-44	0-0	1	1-1	0	0	361

PUNT RETURNS

	No.	Yds	Avg	TD	Long
Stoner, Dillon	7	50	7.1	0	20
McCleskey, Jalen	5	16	3.2	0	13
Harper, Devin	1	12	12.0	0	0
Wallace, Tylan	1	0	0.0	0	0
Johnson, Tyron	1	0	0.0	0	0
Total.....	15	78	5.2	0	20
Opponents.....	11	76	6.9	1	35

INTERCEPTIONS

	No.	Yds	Avg	TD	Long
Green, A.J.	4	65	16.2	0	58
Whitener, Chad	2	41	20.5	0	35
Phillips, Justin	2	35	17.5	2	25
Flowers, Tre	2	14	7.0	0	7
Richards, Ramon	2	24	12.0	0	24
Brailford, Jordan	1	0	0.0	0	0
Morrow, Jerel	1	20	20.0	0	20
Akem, Gyasi	1	15	15.0	0	15
Mwaniki, Thabo	1	0	0.0	0	0
Total.....	16	214	13.4	2	58
Opponents.....	10	151	15.1	2	95

KICK RETURNS

	No.	Yds	Avg	TD	Long
Johnson, Tyron	13	264	20.3	0	31
Brown, LD	7	154	22.0	0	29
Walterscheid, Cole	2	20	10.0	0	11
Lacy, Chris	2	22	11.0	0	15
Finefeuiaki, Sione	1	9	9.0	0	9
Stoner, Dillon	1	23	23.0	0	23
Parker, Austin	1	18	18.0	0	18
Total.....	27	510	18.9	0	31
Opponents.....	60	1173	19.5	1	89

FUMBLE RETURNS

	No.	Yds	Avg	TD	Long
Edison-McGruder, K.	1	82	82.0	1	82
Total.....	1	82	82.0	1	82
Opponents.....	1	26	26.0	2	26

ALL-PURPOSE

	G	Rush	Rec	PR	KOR	IR	Tot	Avg/G
Hill, Justice	12	1347	191	0	0	0	1538	128.2
Washington, James	12	12	1423	0	0	0	1435	119.6
Ateman, Marcell	12	0	1049	0	0	0	1049	87.4
McCleskey, Jalen	12	0	633	16	0	0	649	54.1
Stoner, Dillon	11	0	541	50	23	0	614	55.8
Johnson, Tyron	11	14	268	0	264	0	546	49.6
King, J.D.	12	466	50	0	0	0	516	43.0
Brown, LD	10	211	-2	0	154	0	363	36.3
Lacy, Chris	11	26	249	0	22	0	297	27.0
Wallace, Tylan	12	0	118	0	0	0	118	9.8
Cornelius, Taylor	4	75	0	0	0	0	75	18.8
Alexander, Tyrell	6	0	68	0	0	0	68	11.3
Green, A.J.	12	0	0	0	0	65	65	5.4
Brown, Keenen	10	0	56	0	0	0	56	5.6
Wilson, Ja'Ron	3	49	0	0	0	0	49	16.3
Whitener, Chad	12	0	0	0	0	41	41	3.4
Abbott, Britton	12	0	37	0	0	0	37	3.1
Finefeuiaki, Sione	12	0	27	0	9	0	36	3.0
Phillips, Justin	12	0	0	0	0	35	35	2.9
Wudtee, Keondre	2	29	0	0	0	0	29	14.5
Rudolph, Mason	12	29	0	0	0	0	29	2.4
Richards, Ramon	12	0	0	0	0	24	24	2.0
Walterscheid, Cole	12	0	0	0	20	0	20	1.7
Morrow, Jerel	12	0	0	0	0	20	20	1.7
Parker, Austin	4	0	0	0	18	0	18	4.5
Akem, Gyasi	12	0	0	0	0	15	15	1.2
Flowers, Tre	12	0	0	0	0	14	14	1.2
Harper, Devin	11	0	0	12	0	0	12	1.1
TEAM	7	-58	0	0	0	0	-58	-8.3
Total.....	12	2200	4708	78	510	214	7710	642.5
Opponents.....	12	1581	3222	76	1173	151	6203	516.9

FIELD GOALS

	FGM-FGA	Pct	01-19	20-29	30-39	40-49	50-99	Lg	Blk
Ammendola, Matt	20-26	76.9	1-2	7-9	6-7	5-7	1-1	53	0

FIELD GOAL SEQUENCE

	Oklahoma State	OPPONENTS
Tulsa	(24),33	(23)
South Alabama	(31),42,(53),(48)	31
Pitt	(25)	49
TCU	(29)	(29),(31),(31)
Texas Tech	22,(22),(27),18	(24),(26)
Baylor	(40)	(38),(40),(29)
Texas	(19),29,(34)	(22)
West Virginia	(35),49	(23)
Oklahoma	(29)	(20),(36)
Iowa State	(35),(41)	-
Kansas State	(32),(27)	(33)
Kansas	(43),(36),(49)	(50)

Numbers in parentheses indicate field goal was made.

PUNTING

	No.	Yds	Avg	Long	TB	FC	I20	50+	Blkd
Sinor, Zach	36	1547	43.0	57	5	13	8	7	1
Hockett, Matt	2	92	46.0	49	0	1	1	0	0
TEAM	1	0	0.0	0	0	0	0	0	0
Total.....	39	1639	42.0	57	5	14	9	7	1
Opponents.....	76	3257	42.9	66	3	26	21	19	2

KICKOFFS

	No.	Yds	Avg	TB	OB	Retn	Net	YdLn
Ammendola, Matt	97	5842	60.2	34	4			
Hockett, Matt	5	262	52.4	2	0			
Total.....	102	6104	59.8	36	4	1173	39.5	25
Opponents.....	68	4178	61.4	40	0	510	39.2	25



2017 STATISTICS

DEFENSIVE STATS

		[-----Tackles-----]				[Sacks-]		[---Pass Def---]		[Fumbles-]		Blkd	
	GP	Solo	Ast	Total	TFL/Yds	No-Yards	Int-Yds	BrUp	QBH	Rcv-Yds	FF	Kick	Saf
45	Whitener, Chad	12	47	21	68	6.5-19	.	2-41	1	4	.	.	.
31	Flowers, Tre	12	45	22	67	1.0-2	.	2-14	8	.	1	.	.
19	Phillips,Justin	12	41	18	59	9.5-27	2.5-16	2-35	2	1	3	.	.
7	Richards, Ramon	12	45	12	57	5.0-20	.	2-24	9
94	Brailford, Jordan	12	30	21	51	10.0-54	4.5-41	1-0	.	3	1	.	.
1X	Bundage, Calvin	12	32	14	46	5.0-28	2.5-21	.	1	3	.	.	.
4	Green, A.J.	12	37	6	43	4.5-10	.	4-65	4	.	1	.	.
8	Williams, Rodarius	12	34	8	42	1.0-6	.	.	9	1	.	.	.
91	Osborne, DeQuinton	12	26	13	39	11.0-51	5.5-40	.	.	2	1-0	.	.
79	Daniels,Darrion	10	17	9	26	5.0-13	0.5-1	.	2	2	.	.	.
12	Tucker, Kirk	12	17	5	22	1.0-10	1.0-10	.	.	2	.	.	.
9	Akem, Gyasi	12	12	9	21	0.5-6	0.5-6	1-15	.	1	.	.	.
2H	Mwaniki, Thabo	12	18	3	21	.	.	1-0
99	Carter, Trey	12	16	5	21	4.5-50	2.5-46	.	4	1-0	2	.	.
3	Edison-McGruder, K.	8	16	4	20	2.0-12	1.0-11	.	2	1	1-82	.	.
82	Walterscheid, Cole	12	16	2	18	6.5-26	1.0-7	.	.	2	1-0	2	.
5X	Morrow, Jerel	12	13	3	16	2.0-2	.	1-20	.	.	1-0	.	.
1A	Ogbongbemiga, Amen	12	13	3	16	2.0-5	.	.	1
89	Webber, Tralund	12	10	5	15	1.5-10	1.0-9	.	.	2	.	.	.
18	Green, Za'Carrius	12	10	2	12
5F	Smith, Enoch	10	9	2	11	4.5-7	2.5-5	.	.	1	.	.	.
95	Leveni, Vili	11	7	3	10	1.0-10	1.0-10	.	.	1	1	.	.
20	Rodriguez, Malcolm	8	6	2	8
35	Cook, Chance	12	7	1	8
88	Wolf, Landon	12	7	.	7
93	Owens, Jarrell	12	6	.	6	3.0-15	1.0-3	.	2	3	.	.	.
33	Henry, Kevin	1	5	1	6	1.0-2
6	Baker, Adrian	6	6	.	6	.	.	.	2
2X	Curry, Darius	7	6	.	6
16	Harper, Devin	11	4	1	5	1	.
90	Bakari, Taaj	10	5	.	5	3.0-9	.	.	.	1-0	.	.	.
1D	Balous, Bryce	9	5	.	5
49	Ammendola, Matt	12	3	1	4
25	Kearse, Malik	10	4	.	4	.	.	.	1
86	Grant, Triston	4	3	.	3
92	Murray, Cameron	5	3	.	3	1.0-7	1.0-7
17	Stoner, Dillon	11	2	.	2
2M	Harper, Madre	2	2	.	2
71	Lundblade, Brad	10	2	.	2
1	McCleskey,Jalen	12	1	.	1
2I	Brown, Bryce	3	1	.	1
70	Hughes, Ben	4	1	.	1	.	.	.	1
72	Wilson, Johnny	12	1	.	1
78	Cochran, Aaron	12	1	.	1
87	Carter, Logan	6	1	.	1
42	Finefeuiaki, Sione	12	1	.	1	1	.
11	Wudtee, Keondre	2	1
Total.....		12	594	196	790	92-401	28-233	16-214	43	36	6-82	11	2
Opponents.....		12	619	207	826	74.0-250	21-113	10-151	44	26	11-26	12	1



2017 STATISTICS

INDIVIDUAL GAME-BY-GAME PASSING

#2 Rudolph, Mason	Att	Comp	Int	Pct	Yards	TD	Long	Sack	Yds	Effic
Tulsa	24	20	0	83.3	303	3	77	1	1	230.6
South Alabama	38	25	0	65.8	335	3	66	1	1	165.9
Pitt	32	23	1	71.9	497	5	69	1	3	247.6
TCU	41	22	2	53.7	398	2	86	3	18	141.5
Texas Tech	38	27	1	71.1	376	3	37	1	4	175.0
Baylor	31	19	0	61.3	459	3	68	0	0	217.6
Texas	38	25	0	65.8	282	0	66	2	14	128.1
West Virginia	34	20	1	58.8	216	3	27	0	0	135.4
Oklahoma	54	28	2	51.9	448	5	60	3	25	144.7
Iowa State	31	25	0	80.6	376	3	81	2	5	214.5
Kansas State	53	32	2	60.4	425	3	63	4	22	138.9
Kansas	43	31	0	72.1	438	2	76	2	12	173.0
TOTALS	457	297	9	65.0	4553	35	86	20	105	170.0

#14 Cornelius, T.	Att	Comp	Int	Pct	Yards	TD	Long	Sack	Yds	Effic
Tulsa	2	1	0	50.0	5	0	5	1	8	71.0
Pitt	5	3	0	60.0	75	0	39	0	0	186.0
Baylor	2	1	0	50.0	12	0	12	0	0	100.4
Kansas	1	1	0	100.0	56	0	56	0	0	570.4
TOTALS	10	6	0	60.0	148	0	56	1	8	184.3

#11 Wudtee, Keondre	Att	Comp	Int	Pct	Yards	TD	Long	Sack	Yds	Effic
South Alabama	3	1	0	33.3	7	0	7	0	0	52.9
TOTALS	3	1	0	33.3	7	0	7	0	0	52.9

#1 McCleskey, Jalen	Att	Comp	Int	Pct	Yards	TD	Long	Sack	Yds	Effic
TCU	1	0	1	0.0	0	0	0	0	0	-200.0
TOTALS	1	0	1	0.0	0	0	0	0	0	-200.0

INDIVIDUAL GAME-BY-GAME RUSHING

	No-Yds/TD	TU	USA	PITT	TCU	TTU	BAY	UT	WVU	OU	ISU	KSU	KU
Hill, Justice RB	245-1347/14	15-132/1	11-27/0	11-91/2	25-102/1	30-164/0	14-117/1	33-117/0	12-86/2	30-228/2	25-134/3	23-91/1	16-58/1
King, J.D. RB	97-466/4	6-95/1	8-64/0	16-35/0	1-7/0	2-12/0	9-47/1	11-43/1	36-142/1	-	5-7/0	3-14/0	-
Brown, LD RB	33-211/3	5-92/1	10-38/0	4-8/0	DNP	DNP	2-19/0	-	4-6/0	-	-	-	8-48/2
Cornelius, T. QB	7-75/1	1--8/0	DNP	-	DNP	DNP	3-66/1	DNP	DNP	DNP	DNP	DNP	3-17/0
Wilson, Ja'Ron RB	17-49/0	5-8/0	DNP	DNP	DNP	DNP	6-14/0	DNP	DNP	DNP	DNP	DNP	6-27/0
Wudtee, Keondre QB	3-29/0	DNP	3-29/0	DNP	DNP	DNP	-	DNP	DNP	DNP	DNP	DNP	DNP
Rudolph, Mason QB	56-29/10	3-3/1	4-18/1	1-3/0	5--8/1	11-50/2	3-11/1	7--14/0	2-5/1	4--15/0	4-9/0	5--20/1	7-7/2
Lacy, Chris WR	1-26/0	-	-	-	DNP	-	-	-	-	-	-	-	1-26/0
Johnson, Tyron WR	2-14/0	1-11/0	-	DNP	-	-	-	-	-	-	1-3/0	-	-
Washington, J. WR	3-12/1	1--1/0	-	-	-	-	1-2/1	-	1-11/0	-	-	-	-
TEAM	9--58/0	DNP	1--13/0	3--27/0	DNP	1--5/0	DNP	-	1--4/0	DNP	2--7/0	DNP	1--2/0

INDIVIDUAL GAME-BY-GAME RECEIVING

	No-Yds/TD	TU	USA	PITT	TCU	TTU	BAY	UT	WVU	OU	ISU	KSU	KU
Washington, J. WR	69-1423/12	6-145/2	2-98/1	5-124/0	6-153/1	9-127/1	6-235/1	4-32/0	7-91/2	7-128/1	1-25/0	8-159/2	8-106/1
Ateman, Marcell WR	54-1049/8	4-75/0	5-51/2	4-109/1	6-100/0	6-114/0	4-119/1	4-87/0	1-13/0	6-64/2	4-97/2	6-113/0	4-107/0
McCleskey, Jalen WR	49-633/5	1--2/0	4-19/0	7-162/3	4-79/0	5-48/1	4-49/1	8-78/0	-	2-15/0	5-109/0	2-9/0	7-67/0
Stoner, Dillon WR	40-541/5	4-18/0	2-24/0	5-100/1	3-39/1	1-21/0	DNP	2-15/0	3-44/0	4-53/0	4-41/1	8-73/1	4-113/1
Johnson, Tyron WR	16-268/3	1-44/1	4-43/0	DNP	-	1-12/0	3-39/0	2-11/0	1-1/0	4-118/2	-	-	-
Lacy, Chris WR	19-249/0	1-13/0	4-54/0	-	DNP	1-7/0	1-10/0	2-30/0	2-21/0	2-47/0	1-13/0	2-30/0	3-24/0
Hill, Justice RB	30-191/1	3-10/0	4-46/0	2-2/0	3-27/0	2-7/1	1-7/0	3-29/0	-	-	6-35/0	4-21/0	2-7/0
Wallace, Tylan WR	7-118/0	-	1-7/0	2-49/0	-	-	-	-	-	-	3-49/0	1-13/0	-
Alexander, T. WR	2-68/0	-	-	-	-	DNP	1-12/0	DNP	DNP	DNP	DNP	DNP	1-56/0

Brown, Keenen CW	4-56/0	DNP	DNP	-	-	2-40/0	-	-	-	2-16/0	-	-	-
King, J.D. RB	8-50/1	-	-	-	-	-	-	-	5-29/1	1-7/0	1-7/0	1-7/0	-
Abbott, Britton CW	2-37/0	-	-	1-26/0	-	-	-	-	-	-	-	-	1-11/0
Finefeuiaki, S. CW	3-27/0	1-5/0	-	-	-	-	-	-	1-17/0	-	-	-	1-5/0
Brown, LD RB	1--2/0	-	-	-	DNP	DNP	-	-	-	-	-	-	1--2/0



2017 STATISTICS

INDIVIDUAL GAME-BY-GAME TACKLES

	UA-A	TOT	TU	USA	PITT	TCU	TTU	BAY	UT	WVU	OU	ISU	KSU	KU
Whitener, Chad LB	47-21	68	7-0	1-1	4-0	6-3	2-1	3-2	3-3	4-1	5-3	4-2	4-4	4-1
Flowers, Tre S	45-22	67	5-3	2-1	3-1	4-1	4-1	3-3	4-3	2-2	6-2	5-3	4-0	3-2
Phillips, Justin LB	41-18	59	5-0	1-0	4-1	2-2	4-2	5-1	5-2	6-0	4-2	2-4	3-2	0-2
Richards, Ramon S	45-12	57	3-0	1-0	5-0	5-0	7-2	3-0	5-1	6-0	2-1	3-3	0-2	5-3
Brailford, J. DE	30-21	51	1-1	1-2	3-0	3-2	3-0	1-6	4-2	2-1	4-2	2-3	6-0	0-2
Bundage, Calvin LB	32-14	46	3-0	1-0	1-1	0-1	2-0	3-0	4-1	4-1	4-2	2-2	5-4	3-2
Green, A.J. CB	37-6	43	5-0	1-0	1-0	5-1	3-2	4-1	5-1	5-0	1-0	5-1	1-0	1-0
Williams, R. CB	34-8	42	-	4-0	1-0	5-2	3-0	3-2	3-0	1-0	4-0	6-3	3-1	1-0
Osborne, D. DT	26-13	39	3-2	2-0	1-0	2-4	1-0	1-1	3-0	1-0	2-5	-	4-1	6-0
Daniels, Darrion DT	17-9	26	2-0	0-1	-	5-3	4-1	0-1	3-0	2-1	0-1	1-1	DNP	DNP
Tucker, Kirk LB	17-5	22	2-0	2-3	2-0	-	-	2-0	2-0	2-0	1-0	2-2	-	2-0
Carter, Trey DT	16-5	21	2-0	3-0	-	1-0	-	1-0	1-0	3-0	1-3	2-1	1-0	1-1
Akem, Gyasi LB	12-9	21	-	1-2	4-1	2-4	0-1	2-0	-	2-0	-	-	-	1-1
Mwaniki, Thabo S	18-3	21	2-0	3-0	2-0	0-1	1-0	2-1	-	-	3-0	1-1	2-0	2-0
Edison-McGruder LB	16-4	20	5-0	DNP	DNP	3-2	4-0	2-1	DNP	-	2-0	-	DNP	0-1
Walterscheid DE	16-2	18	-	2-0	1-0	2-0	2-0	1-0	1-0	3-0	0-1	2-0	2-1	-
Morrow, Jerel S	13-3	16	3-0	2-0	1-1	1-0	-	1-0	-	2-0	2-1	-	1-0	0-1
Ogbongbemiga LB	13-3	16	3-0	3-0	3-2	-	-	2-0	-	1-0	-	1-1	-	-
Webber, Tralund DE	10-5	15	-	-	1-1	1-1	1-0	0-1	-	-	3-0	3-0	0-1	1-1
Green, Z. S	10-2	12	2-0	-	3-0	-	-	-	0-1	-	0-1	-	2-0	3-0
Smith, Enoch DT	9-2	11	4-0	1-0	-	1-0	0-1	DNP	-	DNP	-	-	2-0	1-1
Leveni, Vili DE	7-3	10	2-0	0-1	1-0	2-1	2-0	-	0-1	-	DNP	-	-	-
Rodriguez, M. S	6-2	8	DNP	DNP	DNP	DNP	1-1	-	0-1	-	-	3-0	1-0	1-0
Cook, Chance S	7-1	8	1-0	-	1-0	-	1-0	1-0	-	-	-	0-1	1-0	2-0
Wolf, Landon	7-0	7	-	-	-	1-0	-	-	1-0	-	1-0	1-0	1-0	2-0
Owens, Jarrell DE	6-0	6	-	2-0	-	-	-	-	-	1-0	1-0	1-0	-	1-0
Curry, Darius S	6-0	6	2-0	1-0	1-0	DNP	DNP	1-0	DNP	DNP	DNP	-	-	1-0
Baker, Adrian CB	6-0	6	DNP	2-0	3-0	-	1-0	-	-	DNP	DNP	DNP	DNP	DNP
Henry, Kevin LB	5-1	6	5-1	DNP	DNP	DNP	DNP	DNP	DNP	DNP	DNP	DNP	DNP	DNP
Balous, Bryce CB	5-0	5	1-0	-	2-0	-	1-0	1-0	-	DNP	DNP	-	DNP	-
Harper, Devin LB	4-1	5	1-1	-	1-0	-	-	2-0	-	-	-	DNP	-	-
Bakari, Taaj DT	5-0	5	1-0	1-0	-	DNP	1-0	-	-	-	1-0	-	1-0	DNP
Kearse, Malik CB	4-0	4	1-0	2-0	-	DNP	-	1-0	-	-	-	DNP	-	-
Ammendola, Matt	3-1	4	-	0-1	-	-	1-0	-	-	-	-	-	1-0	1-0
Grant, Triston DE	3-0	3	2-0	-	DNP	DNP	DNP	1-0	DNP	DNP	DNP	DNP	DNP	-
Murray, Cameron DT	3-0	3	1-0	-	-	DNP	DNP	1-0	DNP	DNP	DNP	DNP	DNP	1-0
Harper, Madre CB	2-0	2	1-0	1-0	DNP	DNP	DNP	DNP	DNP	DNP	DNP	DNP	DNP	DNP
Stoner, Dillon	2-0	2	1-0	-	-	1-0	-	DNP	-	-	-	-	-	-
Lundblade, Brad	2-0	2	-	-	-	2-0	-	DNP	DNP	-	-	-	-	-
Wilson, Johnny	1-0	1	-	-	-	-	-	-	-	-	-	-	1-0	-
Cochran, Aaron	1-0	1	-	-	-	-	-	-	-	-	1-0	-	-	-
Carter, Logan	1-0	1	1-0	-	-	-	-	-	DNP	DNP	DNP	DNP	DNP	DNP
Hughes, Ben DT	1-0	1	-	1-0	DNP	DNP	DNP	-	DNP	DNP	DNP	DNP	DNP	-
Finefeuiaki, S.	1-0	1	-	-	-	-	-	-	-	-	1-0	-	-	-
McCleskey, Jalen	1-0	1	-	-	-	-	-	1-0	-	-	-	-	-	-
Brown, Bryce CB	1-0	1	1-0	DNP	DNP	DNP	DNP	-	DNP	DNP	DNP	DNP	DNP	-



2017 STATISTICS

INDIVIDUAL GAME-BY-GAME SACKS

	UA-A	TOT	TU	USA	PITT	TCU	TTU	BAY	UT	WVU	OU	ISU	KSU	KU
Osborne, D. DT	5-1	5.5	-	1.0-8	1.0-7	-	1.0-12	-	-	-	0.5-1	-	1.0-4	1.0-8
Brailford, J. DE	3-3	4.5	-	1.0-6	1.0-15	-	-	-	1.5-13	-	0.5-4	-	-	0.5-3
Bundage, Calvin LB	2-1	2.5	-	-	-	0.5-6	-	-	-	-	2.0-15	-	-	-
Smith, Enoch DT	2-1	2.5	-	1.0-1	-	-	-	DNP	-	DNP	-	-	1.0-1	0.5-3
Carter, Trey DT	2-1	2.5	-	-	-	-	-	-	1.0-34	-	0.5-3	1.0-9	-	-
Phillips, Justin LB	2-1	2.5	-	-	-	-	-	1.0-8	0.5-1	-	-	-	1.0-7	-
Walterscheid DE	1-0	1.0	-	-	-	-	-	-	-	1.0-7	-	-	-	-
Murray, Cameron DT	1-0	1.0	-	-	-	DNP	DNP	-	DNP	DNP	DNP	DNP	DNP	1.0-7
Owens, Jarrell DE	1-0	1.0	-	-	-	-	-	-	-	-	-	1.0-3	-	-
Tucker, Kirk LB	1-0	1.0	-	1.0-10	-	-	-	-	-	-	-	-	-	-
Webber, Tralund DE	1-0	1.0	-	-	-	-	-	-	-	-	1.0-9	-	-	-
Leveni, Vili DE	1-0	1.0	-	-	-	1.0-10	-	-	-	-	DNP	-	-	-
Edison-McGruder LB	1-0	1.0	1.0-11	DNP	DNP	-	-	-	DNP	-	-	-	DNP	-
Daniels, Darrion DT	0-1	0.5	-	-	-	-	-	-	-	-	0.5-1	-	DNP	DNP
Akem, Gyasi LB	0-1	0.5	-	-	-	0.5-6	-	-	-	-	-	-	-	-

INDIVIDUAL GAME-BY-GAME TACKLES FOR LOSS

	UA-A	TOT	TU	USA	PITT	TCU	TTU	BAY	UT	WVU	OU	ISU	KSU	KU
Osborne, D. DT	9-4	11.0	2.0-5	1.0-8	1.0-7	1.0-1	1.0-12	-	-	-	1.0-2	-	1.0-4	3.0-12
Brailford, J. DE	7-6	10.0	-	1.0-6	1.0-15	0.5-1	-	0.5-3	1.5-13	-	3.0-8	1.0-2	1.0-3	0.5-3
Phillips, Justin LB	7-5	9.5	-	1.0-4	-	1.0-1	-	2.5-10	0.5-1	2.0-2	-	1.0-2	1.5-7	-
Whitener, Chad LB	5-3	6.5	-	-	-	1.0-6	0.5-1	0.5-3	2.0-6	-	-	-	2.5-3	-
Walterscheid DE	6-1	6.5	-	-	-	2.0-14	-	1.0-1	-	1.0-7	-	2.0-3	0.5-1	-
Bundage, Calvin LB	4-2	5.0	-	-	-	0.5-6	-	-	-	-	2.0-15	-	2.5-7	-
Richards, Ramon S	5-0	5.0	1.0-7	-	-	-	1.0-6	-	1.0-1	-	-	-	-	2.0-6
Daniels, Darrion DT	4-2	5.0	1.0-2	-	-	1.0-1	0.5-2	-	1.0-2	1.0-5	0.5-1	-	DNP	DNP
Smith, Enoch DT	4-1	4.5	1.0-1	1.0-1	-	-	-	DNP	-	DNP	-	-	2.0-2	0.5-3
Green, A.J. CB	4-1	4.5	-	-	-	1.5-5	1.0-1	-	1.0-3	-	-	-	1.0-1	-
Carter, Trey DT	4-1	4.5	1.0-2	-	-	-	-	-	1.0-34	-	0.5-3	1.0-9	1.0-2	-
Owens, Jarrell DE	3-0	3.0	-	2.0-12	-	-	-	-	-	-	-	1.0-3	-	-
Bakari, Taaj DT	3-0	3.0	-	1.0-3	-	DNP	1.0-1	-	-	-	-	-	1.0-5	DNP
Ogbongbemiga LB	2-0	2.0	-	1.0-1	-	-	-	1.0-4	-	-	-	-	-	-
Edison-McGruder LB	2-0	2.0	1.0-11	DNP	DNP	-	1.0-1	-	DNP	-	-	-	DNP	-
Morrow, Jerel S	2-0	2.0	1.0-1	-	1.0-1	-	-	-	-	-	-	-	-	-
Webber, Tralund DE	1-1	1.5	-	-	-	-	-	0.5-1	-	-	1.0-9	-	-	-
Williams, R. CB	1-0	1.0	-	-	-	-	-	-	1.0-6	-	-	-	-	-
Murray, Cameron DT	1-0	1.0	-	-	-	DNP	DNP	-	DNP	DNP	DNP	DNP	DNP	1.0-7
Henry, Kevin LB	1-0	1.0	1.0-2	DNP	DNP	DNP	DNP	DNP	DNP	DNP	DNP	DNP	DNP	DNP
Leveni, Vili DE	1-0	1.0	-	-	-	1.0-10	-	-	-	-	DNP	-	-	-
Tucker, Kirk LB	1-0	1.0	-	1.0-10	-	-	-	-	-	-	-	-	-	-
Flowers, Tre S	1-0	1.0	-	-	-	-	-	-	-	1.0-2	-	-	-	-
Akem, Gyasi LB	0-1	0.5	-	-	-	0.5-6	-	-	-	-	-	-	-	-

INDIVIDUAL GAME-BY-GAME FUMBLES

	No-Lost	TU	USA	PITT	TCU	TTU	BAY	UT	WVU	OU	ISU	KSU	KU
Rudolph, Mason QB	5-3	1-1	-	-	1-1	-	-	1-0	-	1-1	-	1-0	-
Hill, Justice RB	2-2	-	-	-	-	-	-	1-1	1-1	-	-	-	-
McCleskey, Jalen WR	2-2	1-1	-	-	-	-	1-1	-	-	-	-	-	-
TEAM	2-1	DNP	1-0	1-1	DNP	-	DNP	-	-	DNP	-	DNP	-
King, J.D. RB	1-1	-	-	-	-	-	-	-	1-1	-	-	-	-
Brown, LD RB	1-1	-	-	-	DNP	DNP	-	-	1-1	-	-	-	-
Cornelius, T. QB	1-0	-	DNP	-	DNP	DNP	-	DNP	DNP	DNP	DNP	DNP	1-0
Lacy, Chris WR	1-0	-	-	-	DNP	-	-	1-0	-	-	-	-	-
Stoner, Dillon WR	1-0	-	-	-	-	-	DNP	1-0	-	-	-	-	-
Ateman, Marcell WR	1-0	-	-	-	-	-	-	-	-	-	1-0	-	-
Washington, J. WR	1-1	-	-	-	-	-	1-1	-	-	-	-	-	-



2017 STATISTICS

INDIVIDUAL GAME-BY-GAME FUMBLES FORCED

	Number	TU	USA	PITT	TCU	TTU	BAY	UT	WVU	OU	ISU	KSU	KU
Phillips, Justin	3	-	-	-	-	-	2	-	-	-	-	1	-
Carter, Trey	2	1	-	-	-	-	-	1	-	-	-	-	-
Walterscheid	2	-	1	-	1	-	-	-	-	-	-	-	-
Green, A.J.	1	-	-	-	1	-	-	-	-	-	-	-	-
Leveni, Vili	1	-	-	-	1	-	-	-	-	DNP	-	-	-
Brailford, J.	1	-	-	-	-	-	-	-	1	-	-	-	-
Flowers, Tre	1	-	-	-	-	-	-	-	1	-	-	-	-

INDIVIDUAL GAME-BY-GAME FUMBLES RECOVERED

	Number	TU	USA	PITT	TCU	TTU	BAY	UT	WVU	OU	ISU	KSU	KU
Walterscheid	1	-	-	-	-	-	1	-	-	-	-	-	-
Osborne, D.	1	-	1	-	-	-	-	-	-	-	-	-	-
Bakari, Taaj	1	-	-	-	DNP	-	-	-	1	-	-	-	DNP
Edison-McGruder	1	1	DNP	DNP	-	-	-	DNP	-	-	-	DNP	-
Carter, Trey	1	-	-	-	-	-	-	-	-	-	-	1	-
Morrow, Jerel	1	1	-	-	-	-	-	-	-	-	-	-	-

INDIVIDUAL GAME-BY-GAME PUNT RETURNS

	No-Yds	TU	USA	PITT	TCU	TTU	BAY	UT	WVU	OU	ISU	KSU	KU
Stoner, Dillon	7-50	-	-	-	-	-	DNP	3-14	2-26	-	1-2	1-8	-
McCleskey, Jalen	5-16	2-3	2-13	-	-	-	1-0	-	-	-	-	-	-
Harper, Devin	1-12	-	-	-	-	1-12	-	-	-	-	DNP	-	-
Johnson, Tyron	1-0	-	-	DNP	1-0	-	-	-	-	-	-	-	-
Wallace, Tylan	1-0	-	-	-	-	-	1-0	-	-	-	-	-	-

INDIVIDUAL GAME-BY-GAME KICK RETURNS

	No-Yds	TU	USA	PITT	TCU	TTU	BAY	UT	WVU	OU	ISU	KSU	KU
Johnson, Tyron	13-264	1-29	-	DNP	5-86	1-31	3-62	1-19	1-21	1-16	-	-	-
Brown, LD	7-154	-	-	2-41	DNP	DNP	-	-	-	-	3-74	1-13	1-26
Stoner, Dillon	1-23	1-23	-	-	-	-	DNP	-	-	-	-	-	-
Lacy, Chris	2-22	1-15	-	-	DNP	-	-	-	1-7	-	-	-	-
Walterscheid	2-20	-	-	-	-	-	-	-	1-9	-	-	-	1-11
Parker, Austin	1-18	-	1-18	-	DNP	DNP	-	DNP	DNP	DNP	DNP	DNP	DNP
Finefeuiaki, S.	1-9	-	-	-	-	-	-	-	1-9	-	-	-	-

INDIVIDUAL GAME-BY-GAME INTERCEPTION RETURNS

	No-Yds	TU	USA	PITT	TCU	TTU	BAY	UT	WVU	OU	ISU	KSU	KU
Green, A.J.	4-65	-	-	-	-	-	-	-	2-58	1-7	1-0	-	-
Whitener, Chad	2-41	-	-	-	-	-	-	-	-	1-35	-	-	1-6
Flowers, Tre	2-14	-	-	1-7	1-7	-	-	-	-	-	-	-	-
Phillips, Justin	2-35	-	1-25	1-10	-	-	-	-	-	-	-	-	-
Richards, Ramon	2-24	-	-	-	-	-	-	1-0	1-24	-	-	-	-
Mwaniki, Thabo	1-0	-	-	-	-	-	1-0	-	-	-	-	-	-
Brailford, J.	1-0	-	-	-	-	1-0	-	-	-	-	-	-	-
Akem, Gyasi	1-15	-	-	-	-	-	1-15	-	-	-	-	-	-
Morrow, Jerel	1-20	-	-	-	-	-	-	-	1-20	-	-	-	-

INDIVIDUAL GAME-BY-GAME FUMBLE RETURNS

	No-Yds	TU	USA	PITT	TCU	TTU	BAY	UT	WVU	OU	ISU	KSU	KU
Edison-McGruder	1-82	1-82	DNP	DNP	-	-	-	DNP	-	-	-	DNP	-



2017 STATISTICS

INDIVIDUAL GAME-BY-GAME ALL-PURPOSE YARDS

	TOTAL	TU	USA	PITT	TCU	TTU	BAY	UT	WVU	OU	ISU	KSU	KU
Hill, Justice	1538	142	73	93	129	171	124	146	86	228	169	112	65
Washington, J.	1435	144	98	124	153	127	237	32	102	128	25	159	106
Ateman, Marcell	1049	75	51	109	100	114	119	87	13	64	97	113	107
McCleskey, Jalen	649	1	32	162	79	48	49	78	-	15	109	9	67
Stoner, Dillon	614	41	24	100	39	21	DNP	29	70	53	43	81	113
Johnson, Tyron	546	84	43	DNP	86	43	101	30	22	134	3	-	-
King, J.D.	516	95	64	35	7	12	47	43	171	7	14	21	-
Brown, LD	363	92	38	49	DNP	DNP	19	-	6	-	74	13	72
Lacy, Chris	297	28	54	-	DNP	7	10	30	28	47	13	30	50
Wallace, Tylan	118	-	7	49	-	-	-	-	-	-	49	13	-
Cornelius, T.	75	-8	DNP	-	DNP	DNP	66	DNP	DNP	DNP	DNP	DNP	17
Alexander, T.	68	-	-	-	-	DNP	12	DNP	DNP	DNP	DNP	DNP	56
Green, A.J.	65	-	-	-	-	-	-	-	58	7	-	-	-
Brown, Keenen	56	DNP	DNP	-	-	40	-	-	-	16	-	-	-
Wilson, Ja'Ron	49	8	DNP	DNP	DNP	DNP	14	DNP	DNP	DNP	DNP	DNP	27
Whitener, Chad	41	-	-	-	-	-	-	-	-	35	-	-	6
Abbott, Britton	37	-	-	26	-	-	-	-	-	-	-	-	11
Finefeuiaki, S.	36	5	-	-	-	-	-	-	26	-	-	-	5
Phillips, Justin	35	-	25	10	-	-	-	-	-	-	-	-	-
Rudolph, Mason	29	3	18	-3	-8	50	11	-14	5	-15	9	-20	-7
Wudtee, Keondre	29	DNP	29	DNP	DNP	DNP	-	DNP	DNP	DNP	DNP	DNP	DNP
Richards, Ramon	24	-	-	-	-	-	-	-	24	-	-	-	-
Morrow, Jerel	20	-	-	-	-	-	-	-	20	-	-	-	-
Walterscheid	20	-	-	-	-	-	-	-	9	-	-	-	11
Parker, Austin	18	-	18	-	DNP	DNP	-	DNP	DNP	DNP	DNP	DNP	DNP
Akem, Gyasi	15	-	-	-	-	-	15	-	-	-	-	-	-
Flowers, Tre	14	-	-	7	7	-	-	-	-	-	-	-	-
Harper, Devin	12	-	-	-	-	12	-	-	-	-	DNP	-	-
TEAM	-58	-	-13	-27	-	-5	-	-	-4	-	-7	-	-2

GAME-BY-GAME TEAM COMPARISON

		First Downs				Rushing	Passing		Total Offense	Return	Turn-
TULSA	59-24	25/26	15/14	8/10	2/2	37-332/60-244	21-26-0/20-38-0	308/188	63-640/98-432	152/71	2/2
South Alabama	44-7	29/12	8/2	19/9	2/1	37-163/27-41	26-41-0/14-24-1	342/134	78-505/51-175	56/84	0/2
Pitt	59-21	27/17	7/8	19/9	1/0	35-104/34-103	26-37-1/20-35-2	572/288	72-676/69-391	58/85	2/2
TCU	31-44	26/32	8/14	17/12	1/6	31-101/52-238	22-42-3/22-33-1	398/228	73-499/85-466	93/57	4/1
Texas Tech	41-34	32/25	9/4	20/15	3/6	44-221/26-54	27-38-1/29-46-1	376/330	82-597/72-384	43/188	1/1
BAYLOR	59-16	29/22	12/11	15/10	2/1	38-276/46-219	20-33-0/14-36-2	471/168	71-747/82-387	77/85	2/3
Texas	13-10	26/13	10/7	12/5	4/1	51-146/33-42	25-38-0/22-36-1	282/241	89-428/69-283	33/56	1/1
West Virginia	50-39	27/19	14/6	12/10	1/3	56-246/30-62	20-34-1/20-42-4	216/285	90-462/72-347	174/133	4/5
OKLAHOMA	52-62	32/30	10/10	17/19	5/1	34-213/40-187	28-54-2/24-36-2	448/598	88-661/76-785	58/119	3/2
Iowa State	49-42	23/30	7/5	15/18	1/7	37-146/29-105	25-31-0/30-47-1	376/386	68-522/76-491	76/163	0/1
KANSAS STATE	40-45	30/18	4/10	23/7	3/1	31-85/49-217	32-53-2/10-13-0	425/204	84-510/62-421	21/189	2/1
KANSAS	58-17	29/11	7/3	20/8	2/0	42-167/30-69	32-44-0/17-32-1	494/172	86-661/62-241	43/196	0/1
Totals	555-361	335/255	111/94	197/132	27/29	473-2200/456-1581	304-471-10/242-418-16	4708/3222	944-6908/874-4803	884/1426	21/22

Note: Game totals are displayed in the format TEAM/OPPONENT for each category

Opponent	3rd Down Conversions	4th Down Conversions	Time of Possession	TOP Margin	Avg Yds/Rush	Avg Yds/Pass	Avg Yds/Play	Punting Number-Avg	Penalties Number-Yards
TULSA	5-9/16-26	0-0/1-2	23:20/36:40	-13:20	9.0/4.1	11.8/4.9	10.2/4.4	2-40.0/7-44.6	5-51/6-48
South Alabama	7-16/1-10	2-2/1-1	30:04/29:56	0:08	4.4/1.5	8.3/5.6	6.5/3.4	2-37.0/7-48.4	4-25/3-40
Pitt	10-14/5-15	0-1/1-2	28:28/31:32	-3:04	3.0/3.0	15.5/8.2	9.4/5.7	1-45.0/6-48.7	4-30/6-50
TCU	7-14/11-19	1-2/0-0	20:56/39:04	-18:08	3.3/4.6	9.5/6.9	6.8/5.5	3-48.3/2-45.0	8-77/4-23
Texas Tech	6-11/5-12	0-0/0-1	30:39/29:21	1:18	5.0/2.1	9.9/7.2	7.3/5.3	1-35.0/5-32.6	8-78/8-63
BAYLOR	5-9/7-18	1-2/0-2	24:21/35:39	-11:18	7.3/4.8	14.3/4.7	10.5/4.7	1-54.0/5-46.0	5-40/5-39
Texas	5-18/3-17	0-0/1-1	34:15/25:45	8:30	2.9/1.3	7.4/6.7	4.8/4.1	9-41.6/11-50.9	2-20/8-73
West Virginia	8-18/2-15	3-3/3-3	37:09/22:51	14:18	4.4/2.1	6.4/6.8	5.1/4.8	4-29.0/7-39.0	6-56/6-41
OKLAHOMA	7-16/7-13	3-4/0-0	24:19/35:41	-11:22	6.3/4.7	8.3/16.6	7.5/10.3	3-45.0/2-47.5	5-40/9-81
Iowa State	5-13/4-13	1-1/1-1	31:34/28:26	3:08	3.9/3.6	12.1/8.2	7.7/6.5	5-44.6/7-34.0	9-105/7-40
KANSAS STATE	3-13/3-12	1-2/0-0	24:59/35:01	-10:02	2.7/4.4	8.0/15.7	6.1/6.8	5-47.0/7-43.4	2-20/6-41
KANSAS	9-17/6-18	1-1/0-0	33:36/26:24	7:12	4.0/2.3	11.2/5.4	7.7/3.9	3-41.0/10-36.1	4-30/3-19
Totals	77-168/70-188	13-18/8-13	343:40/376:20	-32:40	4.7/3.5	10.0/7.7	7.3/5.5	39-42.0/76-42.9	572/558

Note: Game totals are displayed in the format TEAM/OPPONENT for each category



2017 STATISTICS

GAME-BY-GAME TEAM STATS

Date	Opponent	[---RUSHING---]				[---RECEIVING---]				[-----PASSING-----]				[---KICK RET---]				[---PUNT RET---]				tot off
		No.	Yds	TD	Lg	No.	Yds	TD	Lg	Cmp-Att-Int	Yds	TD	Lg	No	Yds	TD	Lg	No	Yds	TD	Lg	
Aug 31, 2017	TULSA	37	332	4	73	21	308	3	77	21-26-0	308	3	77	3	67	0	29	2	3	0	11	640
Sep 08, 2017	at South Alabama	37	163	1	31	26	342	3	66	26-41-0	342	3	66	1	18	0	18	2	13	0	13	505
Sep 16, 2017	at Pitt	35	104	2	20	26	572	5	69	26-37-1	572	5	69	2	41	0	29	0	0	0	0	676
Sep 23, 2017	TCU	31	101	2	17	22	398	2	86	22-42-3	398	2	86	5	86	0	23	1	0	0	0	499
Sep 30, 2017	at Texas Tech	44	221	2	24	27	376	3	37	27-38-1	376	3	37	1	31	0	31	1	12	0	0	597
Oct 14, 2017	BAYLOR	38	276	5	79	20	471	3	68	20-33-0	471	3	68	3	62	0	26	2	0	0	0	747
Oct 21, 2017	at Texas	51	146	1	15	25	282	0	66	25-38-0	282	0	66	1	19	0	19	3	14	0	13	428
Oct 28, 2017	at West Virginia	56	246	4	39	20	216	3	27	20-34-1	216	3	27	4	46	0	21	2	26	0	20	462
Nov 04, 2017	OKLAHOMA	34	213	2	34	28	448	5	60	28-54-2	448	5	60	1	16	0	16	0	0	0	0	661
Nov 11, 2017	at Iowa State	37	146	3	52	25	376	3	81	25-31-0	376	3	81	3	74	0	26	1	2	0	2	522
Nov 18, 2017	KANSAS STATE	31	85	2	32	32	425	3	63	32-53-2	425	3	63	1	13	0	13	1	8	0	8	510
Nov 25, 2017	KANSAS	42	167	5	29	32	494	2	76	32-44-0	494	2	76	2	37	0	26	0	0	0	0	661
Totals		473	2200	33	79	304	4708	35	86	304-471-10	4708	35	86	27	510	0	31	15	78	0	20	6908
Opponent		456	1581	21	55	242	3222	18	90	242-418-16	3222	18	90	60	1173	1	89	11	76	1	35	4803

Date	Opponent	-----TACKLES-----				---SACKS---		---FUMBLE---		Int-Yds	QBH	Pass Brk	Blkd Kick	---Kicks---XPTS---			Saf	Pts
		Solo	Ast	Total	TFL-Yds	No-Yds	FF	FR-Yds	Att-Mad					Run	Rcv			
Aug 31, 2017	TULSA	78	8	86	9.0-31	1.0-11	1	2-82	0-0	3	4	0	8-8	0	0	0	59	
Sep 08, 2017	at South Alabama	41	12	53	9.0-45	4.0-25	1	1-0	1-25	2	4	0	5-5	0	0	0	44	
Sep 16, 2017	at Pitt	49	8	57	3.0-23	2.0-22	0	0-0	2-17	6	2	0	8-8	0	0	0	59	
Sep 23, 2017	TCU	54	28	82	10.0-51	2.0-22	3	0-0	1-7	2	3	0	4-4	0	0	0	31	
Sep 30, 2017	at Texas Tech	49	12	61	6.0-24	1.0-12	0	0-0	1-0	8	7	1	5-5	0	0	0	41	
Oct 14, 2017	BAYLOR	48	20	68	6.0-22	1.0-8	2	1-0	2-15	4	5	0	8-8	0	0	0	59	
Oct 21, 2017	at Texas	44	16	60	9.0-66	3.0-48	1	0-0	1-0	1	4	0	1-1	0	0	0	13	
Oct 28, 2017	at West Virginia	47	6	53	5.0-16	1.0-7	2	1-0	4-102	3	6	1	6-5	0	0	0	50	
Nov 04, 2017	OKLAHOMA	49	24	73	8.0-38	5.0-33	0	0-0	2-42	2	0	0	7-7	0	0	0	52	
Nov 11, 2017	at Iowa State	46	28	74	6.0-19	2.0-12	0	0-0	1-0	3	4	0	5-5	1	0	0	49	
Nov 18, 2017	KANSAS STATE	46	16	62	14.0-35	3.0-12	1	1-0	0-0	0	1	0	4-4	0	0	0	40	
Nov 25, 2017	KANSAS	43	18	61	7.0-31	3.0-21	0	0-0	1-6	2	3	0	7-7	0	0	0	58	
	Totals	594	196	790	92.0-401	28.0-233	11	6-82	16-214	36	43	2	68-67	1	0	0	555	
	Opponent	619	207	826	74.0-250	22.0-114	12	11-26	10-151	26	44	1	44-44	0	1	0	361	

Date	Opponent	No	Yds	PUNTING					50+	I20	FIELD GOALS			No	Yds	Avg	TB	OB
				Avg	Long	Blkd	TB	FC			Att-Made	Lg	Blkd					
Aug 31, 2017	TULSA	2	80	40.0	43	0	0	2	0	1	2-1	24	0	10	642	64.2	7	0
Sep 08, 2017	at South Alabama	2	74	37.0	45	0	0	0	0	0	4-3	53	0	9	558	62.0	3	1
Sep 16, 2017	at Pitt	1	45	45.0	45	0	0	1	0	0	1-1	25	0	10	640	64.0	4	1
Sep 23, 2017	TCU	3	145	48.3	57	0	1	1	1	0	1-1	29	0	6	343	57.2	3	0
Sep 30, 2017	at Texas Tech	1	35	35.0	35	0	0	0	0	0	4-2	27	0	8	457	57.1	2	0
Oct 14, 2017	BAYLOR	1	54	54.0	54	0	1	0	1	0	1-1	40	0	10	609	60.9	4	0
Oct 21, 2017	at Texas	9	374	41.6	50	0	1	3	1	2	3-2	34	0	3	84	28.0	1	0
Oct 28, 2017	at West Virginia	4	116	29.0	49	1	0	2	0	1	2-1	35	0	9	543	60.3	3	1
Nov 04, 2017	OKLAHOMA	3	135	45.0	49	0	0	2	0	1	1-1	29	0	9	580	64.4	3	0
Nov 11, 2017	at Iowa State	5	223	44.6	51	0	1	1	2	3	2-2	41	0	9	566	62.9	2	1
Nov 18, 2017	KANSAS STATE	5	235	47.0	52	0	1	1	2	1	2-2	32	0	8	405	50.6	1	0
Nov 25, 2017	KANSAS	3	123	41.0	49	0	0	1	0	0	3-3	49	0	11	677	61.5	3	0
	Totals	39	1639	42.0	57	1	5	14	7	9	26-20	53	0	102	6104	59.8	36	4
	Opponent	76	3257	42.9	66	2	3	26	19	21	17-15	50	0	68	4178	61.4	40	



2017 STATISTICS

GAME-BY-GAME OPPONENT TEAM STATS

Date	Opponent	---RUSHING---				---RECEIVING---				-----PASSING-----				---KICK RET---				---PUNT RET---				tot off
		No.	Yds	TD	Lg	No.	Yds	TD	Lg	Cmp-Att-Int	Yds	TD	Lg	No	Yds	TD	Lg	No	Yds	TD	Lg	
Aug 31, 2017	TULSA	60	244	2	55	20	188	0	26	20-38-0	188	0	26	3	45	0	19	0	0	0	0	432
Sep 08, 2017	at South Alabama	27	41	0	19	14	134	1	17	14-24-1	134	1	17	4	84	0	33	0	0	0	0	175
Sep 16, 2017	at Pitt	34	103	1	23	20	288	1	74	20-35-2	288	1	74	5	85	0	21	0	0	0	0	391
Sep 23, 2017	TCU	52	238	4	42	22	228	1	43	22-33-1	228	1	43	3	62	0	42	1	-3	0	0	466
Sep 30, 2017	at Texas Tech	26	54	2	14	29	330	1	56	29-46-1	330	1	56	6	93	0	30	0	0	0	0	384
Oct 14, 2017	BAYLOR	46	219	1	39	14	168	0	21	14-36-2	168	0	21	6	85	0	21	0	0	0	0	387
Oct 21, 2017	at Texas	33	42	1	15	22	241	0	90	22-36-1	241	0	90	2	56	0	33	1	0	0	0	283
Oct 28, 2017	at West Virginia	30	62	1	14	20	285	2	68	20-42-4	285	2	68	4	85	0	26	1	9	1	0	347
Nov 04, 2017	OKLAHOMA	40	187	3	53	24	598	5	84	24-36-2	598	5	84	6	109	0	24	1	10	0	10	785
Nov 11, 2017	at Iowa State	29	105	4	22	30	386	2	33	30-47-1	386	2	33	6	150	0	28	2	13	0	12	491
Nov 18, 2017	KANSAS STATE	49	217	2	39	10	204	3	60	10-13-0	204	3	60	7	160	1	89	3	10	0	4	421
Nov 25, 2017	KANSAS	30	69	0	13	17	172	2	33	17-32-1	172	2	33	8	159	0	27	2	37	0	35	241
	Opponent totals	456	1581	21	55	242	3222	18	90	242-418-16	3222	18	90	60	1173	1	89	11	76	1	35	4803
	Oklahoma State	473	2200	33	79	304	4708	35	86	304-471-10	4708	35	86	27	510	0	31	15	78	0	20	6908

Date	Opponent	-----TACKLES-----				---SACKS---		---FUMBLE---		Int-Yds	QBH	Pass		Blkd	---Kicks--XPTS---			Saf	Pts
		Solo	Asst	Total	TFL-Yds	No-Yds	FF	FR-Yds	Brk			Kick	Att-Mad		Run	Rcv			
Aug 31, 2017	TULSA	54	6	60	9.0-29	2.0-9	2	2-26	0-0	1	1	1	0	3-3	0	0	0	24	
Sep 08, 2017	at South Alabama	54	15	69	2.0-14	1.0-1	0	0-0	0-0	2	1	1	0	1-1	0	0	0	7	
Sep 16, 2017	at Pitt	39	26	65	5.0-13	1.0-3	0	1-0	1-0	11	2	2	0	3-3	0	0	0	21	
Sep 23, 2017	TCU	49	12	61	6.0-25	3.0-18	1	1-0	3--2	2	2	2	0	5-5	0	0	0	44	
Sep 30, 2017	at Texas Tech	56	16	72	3.0-6	2.0-5	0	0-0	1-95	3	4	4	0	4-4	0	0	0	34	
Oct 14, 2017	BAYLOR	46	12	58	4.0-8	0.0-0	1	2-0	0-0	0	7	7	0	1-1	0	0	0	16	
Oct 21, 2017	at Texas	64	18	82	6.0-24	2.0-14	2	1-0	0-0	2	5	5	0	1-1	0	0	0	10	
Oct 28, 2017	at West Virginia	67	16	83	9.0-19	0.0-0	2	3-0	1-39	1	7	7	1	4-4	0	1	0	39	
Nov 04, 2017	OKLAHOMA	53	4	57	5.0-28	3.0-25	1	1-0	2-0	1	8	8	0	8-8	0	0	0	62	
Nov 11, 2017	at Iowa State	37	42	79	10.0-29	2.0-5	1	0-0	0-0	1	2	2	0	6-6	0	0	0	42	
Nov 18, 2017	KANSAS STATE	48	10	58	7.0-28	4.0-22	1	0-0	2-19	1	4	4	0	6-6	0	0	0	45	
Nov 25, 2017	KANSAS	52	30	82	8.0-27	2.0-12	1	0-0	0-0	1	1	1	0	2-2	0	0	0	17	
	Opponent totals	619	207	826	74.0-250	22.0-114	12	11-26	10-151	26	44	44	1	44-44	0	1	0	361	
	Oklahoma State	594	196	790	92.0-401	28.0-233	11	6-82	16-214	36	43	43	2	68-67	1	0	0	555	

Date	Opponent	No	Yds	-----PUNTING-----					50+	I20	---FIELD GOALS---			No	Yds	Avg	TB	OB
				Avg	Long	Blkd	TB	FC			Att-Made	Lg	Blkd					
Aug 31, 2017	TULSA	7	312	44.6	60	0	1	2	1	2	1-1	23	0	4	240	60.0	1	0
Sep 08, 2017	at South Alabama	7	339	48.4	58	0	0	2	3	2	1-0	0	0	2	130	65.0	1	0
Sep 16, 2017	at Pitt	6	292	48.7	63	0	1	2	3	3	1-0	0	0	4	248	62.0	2	0
Sep 23, 2017	TCU	2	90	45.0	46	0	0	0	0	0	3-3	31	0	9	573	63.7	4	0
Sep 30, 2017	at Texas Tech	5	163	32.6	51	1	0	2	1	1	2-2	26	0	5	322	64.4	4	0
Oct 14, 2017	BAYLOR	5	230	46.0	58	0	0	0	2	1	3-3	40	0	5	314	62.8	2	0
Oct 21, 2017	at Texas	11	560	50.9	66	0	1	4	6	5	1-1	22	0	3	192	64.0	2	0
Oct 28, 2017	at West Virginia	7	273	39.0	58	1	0	2	1	2	1-1	23	0	6	255	42.5	1	0
Nov 04, 2017	OKLAHOMA	2	95	47.5	53	0	0	1	1	1	2-2	36	0	11	707	64.3	10	0
Nov 11, 2017	at Iowa State	7	238	34.0	49	0	0	1	0	1	0-0	0	0	7	446	63.7	4	0
Nov 18, 2017	KANSAS STATE	7	304	43.4	52	0	0	4	1	2	1-1	33	0	8	516	64.5	7	0
Nov 25, 2017	KANSAS	10	361	36.1	44	0	0	6	0	1	1-1	50	0	4	235	58.8	2	0
	Opponent totals	76	3257	42.9	66	2	3	26	19	21	17-15	50	0	68	4178	61.4	40	0
	Oklahoma State	39	1639	42.0	57	1	5	14	7	9	26-20	53	0	102	6104	59.8	36	4



2017 STATISTICS

INDIVIDUAL GAME HIGHS

Rushes	36	King, J.D. at West Virginia (Oct 28, 2017)
Yards Rushing	228	Hill, Justice vs Oklahoma (Nov 04, 2017)
TD Rushes	3	Hill, Justice at Iowa State (Nov 11, 2017)
Long Rush	79	Hill, Justice vs Baylor (Oct 14, 2017)
Pass attempts	54	Rudolph, Mason vs Oklahoma (Nov 04, 2017)
Pass completions	32	Rudolph, Mason vs Kansas State (Nov 18, 2017)
Yards Passing	497	Rudolph, Mason at Pitt (Sep 16, 2017)
TD Passes	5	Rudolph, Mason at Pitt (Sep 16, 2017)
		Rudolph, Mason vs Oklahoma (Nov 04, 2017)
Long Pass	86	Rudolph, Mason vs TCU (Sep 23, 2017)
Receptions	9	Washington, James at Texas Tech (Sep 30, 2017)
Yards Receiving	235	Washington, James vs Baylor (Oct 14, 2017)
TD Receptions	3	McCleskey, Jalen at Pitt (Sep 16, 2017)
Long Reception	86	Washington, James vs TCU (Sep 23, 2017)
Field Goals	3	Ammendola, Matt at South Alabama (Sep 08, 2017)
		Ammendola, Matt vs Kansas (Nov 25, 2017)
Long Field Goal	53	Ammendola, Matt at South Alabama (Sep 08, 2017)
Punts	9	Sinor, Zach at Texas (Oct 21, 2017)
Punting Avg	54.0	Sinor, Zach vs Baylor (Oct 14, 2017)
Long Punt	57	Sinor, Zach vs TCU (Sep 23, 2017)
Punts inside 20	3	Sinor, Zach at Iowa State (Nov 11, 2017)
Long Punt Return	20	Stoner, Dillon at West Virginia (Oct 28, 2017)
Long Kickoff Return	31	Johnson, Tyron at Texas Tech (Sep 30, 2017)
Tackles	9	Whitener, Chad vs TCU (Sep 23, 2017)
		Richards, Ramon at Texas Tech (Sep 30, 2017)
		Williams, Rodarius at Iowa State (Nov 11, 2017)
		Bundage, Calvin vs Kansas State (Nov 18, 2017)
Sacks	2.0	Bundage, Calvin vs Oklahoma (Nov 04, 2017)
Tackles For Loss	3.0	Brailford, Jordan vs Oklahoma (Nov 04, 2017)
		Osborne, DeQuinton vs Kansas (Nov 25, 2017)
Interceptions	2	Green, A.J. at West Virginia (Oct 28, 2017)

TEAM GAME HIGHS

Rushes	56	at West Virginia (Oct 28, 2017)
Yards Rushing	332	vs Tulsa (Aug 31, 2017)
Yards Per Rush	9.0	vs Tulsa (Aug 31, 2017)
TD Rushes	5	vs Baylor (Oct 14, 2017)
		vs Kansas (Nov 25, 2017)
Pass attempts	54	vs Oklahoma (Nov 04, 2017)
Pass completions	32	vs Kansas State (Nov 18, 2017)
		vs Kansas (Nov 25, 2017)
Yards Passing	572	at Pitt (Sep 16, 2017)
Yards Per Pass	15.5	at Pitt (Sep 16, 2017)
TD Passes	5	at Pitt (Sep 16, 2017)
		vs Oklahoma (Nov 04, 2017)
Total Plays	90	at West Virginia (Oct 28, 2017)
Total Offense	747	vs Baylor (Oct 14, 2017)
Yards Per Play	10.5	vs Baylor (Oct 14, 2017)
Points	59	vs Tulsa (Aug 31, 2017)
		at Pitt (Sep 16, 2017)
		vs Baylor (Oct 14, 2017)
Sacks By	5	vs Oklahoma (Nov 04, 2017)
First Downs	32	at Texas Tech (Sep 30, 2017)
		vs Oklahoma (Nov 04, 2017)
Penalties	9	at Iowa State (Nov 11, 2017)
Penalty Yards	105	at Iowa State (Nov 11, 2017)
Turnovers	4	vs TCU (Sep 23, 2017)
		at West Virginia (Oct 28, 2017)
Interceptions By	4	at West Virginia (Oct 28, 2017)
Punts	9	at Texas (Oct 21, 2017)
Punting Avg	54.0	vs Baylor (Oct 14, 2017)
Long Punt	57	vs TCU (Sep 23, 2017)
Punts inside 20	3	at Iowa State (Nov 11, 2017)
Long Punt Return	20	at West Virginia (Oct 28, 2017)

OPPONENT INDIVIDUAL GAME HIGHS

Rushes	26	Anderson, D., vs TCU (Sep 23, 2017)
Yards Rushing	160	Anderson, D., vs TCU (Sep 23, 2017)
TD Rushes	3	Anderson, D., vs TCU (Sep 23, 2017)
		Montgomery, Da., at Iowa State (Nov 11, 2017)
Long Rush	55	TAYLOR II, C., vs Tulsa (Aug 31, 2017)
Pass attempts	46	Shimonek, Nic, at Texas Tech (Sep 30, 2017)
Pass completions	29	Shimonek, Nic, at Texas Tech (Sep 30, 2017)
Yards Passing	598	Mayfield, Baker, vs Oklahoma (Nov 04, 2017)
TD Passes	5	Mayfield, Baker, vs Oklahoma (Nov 04, 2017)
Long Pass	90	Ehlinger, Sam, at Texas (Oct 21, 2017)
Receptions	9	Brown, Marquise, vs Oklahoma (Nov 04, 2017)
		Lazard, Allen, at Iowa State (Nov 11, 2017)
		Sims, Steven, vs Kansas (Nov 25, 2017)
Yards Receiving	265	Brown, Marquise, vs Oklahoma (Nov 04, 2017)
TD Receptions	3	Pringle, Byron, vs Kansas State (Nov 18, 2017)
Long Reception	90	Burt, John, at Texas (Oct 21, 2017)
Field Goals	3	Song, Jonathan, vs TCU (Sep 23, 2017)
		Martin, Connor, vs Baylor (Oct 14, 2017)
Long Field Goal	50	Rui, Gabriel, vs Kansas (Nov 25, 2017)
Punts	11	Dickson, Michae, at Texas (Oct 21, 2017)
Punting Avg	50.9	Dickson, Michae, at Texas (Oct 21, 2017)
Long Punt	66	Dickson, Michae, at Texas (Oct 21, 2017)
Punts inside 20	5	Dickson, Michae, at Texas (Oct 21, 2017)
Long Punt Return	35	Sims, Steven, vs Kansas (Nov 25, 2017)
Long Kickoff Return	89	Pringle, Byron, vs Kansas State (Nov 18, 2017)
Tackles	18	Long Jr., David, at West Virginia (Oct 28, 2017)
Sacks	2.0	Hager, Breckyn, at Texas (Oct 21, 2017)
Tackles For Loss	7.0	Long Jr., David, at West Virginia (Oct 28, 2017)
Interceptions	1	Maddox, A., at Pitt (Sep 16, 2017)
		Orr, Nick, vs TCU (Sep 23, 2017)
		Collier, L.J., vs TCU (Sep 23, 2017)
		Bradley, Chris, vs TCU (Sep 23, 2017)
		Fields, D., at Texas Tech (Sep 30, 2017)
		Robinson, Kenny, at West Virginia (Oct 28, 2017)
		Johnson, Will, vs Oklahoma (Nov 04, 2017)
		Barnes, Robert, vs Oklahoma (Nov 04, 2017)
		Shelley, Duke, vs Kansas State (Nov 18, 2017)
		Adams, Kendall, vs Kansas State (Nov 18, 2017)

OPPONENT TEAM GAME HIGHS

Rushes	60	vs Tulsa (Aug 31, 2017)
Yards Rushing	244	vs Tulsa (Aug 31, 2017)
Yards Per Rush	4.8	vs Baylor (Oct 14, 2017)
TD Rushes	4	vs TCU (Sep 23, 2017)
		at Iowa State (Nov 11, 2017)
Pass attempts	47	at Iowa State (Nov 11, 2017)
Pass completions	30	at Iowa State (Nov 11, 2017)
Yards Passing	598	vs Oklahoma (Nov 04, 2017)
Yards Per Pass	16.6	vs Oklahoma (Nov 04, 2017)
TD Passes	5	vs Oklahoma (Nov 04, 2017)
Total Plays	98	vs Tulsa (Aug 31, 2017)
Total Offense	785	vs Oklahoma (Nov 04, 2017)
Yards Per Play	10.3	vs Oklahoma (Nov 04, 2017)
Points	62	vs Oklahoma (Nov 04, 2017)
Sacks By	4	vs Kansas State (Nov 18, 2017)
First Downs	32	vs TCU (Sep 23, 2017)
Penalties	9	vs Oklahoma (Nov 04, 2017)
Penalty Yards	81	vs Oklahoma (Nov 04, 2017)
Turnovers	5	at West Virginia (Oct 28, 2017)
Interceptions By	3	vs TCU (Sep 23, 2017)
Punts	11	at Texas (Oct 21, 2017)
Punting Avg	50.9	at Texas (Oct 21, 2017)
Long Punt	66	at Texas (Oct 21, 2017)
Punts inside 20	5	at Texas (Oct 21, 2017)
Long Punt Return	35	vs Kansas (Nov 25, 2017)



2017 STATISTICS

GAME-BY-GAME PLAYER PARTICIPATION

No.	Name	Played/Started	TU	USA	PITT	TCU	TTU	BAY	UT	WVU	OU	ISU	KSU	KU
41	Abbott, Britton	12/9	START	START	START	START	START	XXX	XXX	START	START	START	START	XXX
9	Akem, Gyasi	12/-	XXX	XXX	XXX	XXX	XXX	XXX	XXX	XXX	XXX	XXX	XXX	XXX
10	Alexander, T.	6/-	XXX	XXX	XXX	XXX	XXX	XXX	XXX	XXX	XXX	XXX	XXX	XXX
49	Ammendola, Matt	12/-	XXX	XXX	XXX	XXX	XXX	XXX	XXX	XXX	XXX	XXX	XXX	XXX
3X	Ateman, Marcell	12/9	XXX	XXX	XXX	START	START	START	START	START	START	START	START	START
90	Bakari, Taaj	10/-	XXX	XXX	XXX	XXX	XXX	XXX	XXX	XXX	XXX	XXX	XXX	XXX
6	Baker, Adrian	6/-	XXX	XXX	XXX	XXX	XXX	XXX	XXX	XXX	XXX	XXX	XXX	XXX
1D	Balous, Bryce	9/-	XXX	XXX	XXX	XXX	XXX	XXX	XXX	XXX	XXX	XXX	XXX	XXX
37	Barksdale-Blair	2/-	XXX	XXX	XXX	XXX	XXX	XXX	XXX	XXX	XXX	XXX	XXX	XXX
94	Brailford, J.	12/8	XXX	XXX	XXX	XXX	START	START	START	START	START	START	START	START
2I	Brown, Bryce	3/-	XXX	XXX	XXX	XXX	XXX	XXX	XXX	XXX	XXX	XXX	XXX	XXX
6X	Brown, Keenen	10/2	XXX	XXX	XXX	XXX	XXX	XXX	XXX	XXX	XXX	XXX	XXX	XXX
24	Brown, LD	10/-	XXX	XXX	XXX	XXX	XXX	XXX	XXX	XXX	XXX	XXX	XXX	XXX
1X	Bundage, Calvin	12/8	XXX	START	XXX	START	XXX	XXX	START	START	START	START	START	START
87	Carter, Logan	6/-	XXX	XXX	XXX	XXX	XXX	XXX	XXX	XXX	XXX	XXX	XXX	XXX
99	Carter, Trey	12/2	XXX	XXX	XXX	XXX	XXX	XXX	XXX	XXX	XXX	XXX	START	START
78	Cochran, Aaron	12/12	START	START	START	START	START	START	START	START	START	START	START	START
35	Cook, Chance	12/1	XXX	XXX	XXX	XXX	XXX	XXX	XXX	XXX	XXX	XXX	START	START
14	Cornelius, T.	4/-	XXX	XXX	XXX	XXX	XXX	XXX	XXX	XXX	XXX	XXX	XXX	XXX
60	Crabtree, Zach	11/11	START	START	START	XXX	START	START	START	START	START	START	START	START
2X	Curry, Darius	7/-	XXX	XXX	XXX	XXX	XXX	XXX	XXX	XXX	XXX	XXX	XXX	XXX
79	Daniels,Darrion	10/10	START	START	START	START	START	START	START	START	START	START	START	START
3	Edison-McGruder	8/5	START	XXX	XXX	XXX	XXX	XXX	XXX	XXX	XXX	XXX	XXX	XXX
47	Ferguson, Tyler	8/-	XXX	XXX	XXX	XXX	XXX	XXX	XXX	XXX	XXX	XXX	XXX	XXX
42	Finefeuiaki, S.	12/1	XXX	XXX	START	XXX	XXX	XXX	XXX	XXX	XXX	XXX	XXX	XXX
31	Flowers, Tre	12/10	START	START	START	START	START	START	START	START	START	START	START	START
66	Galea'i,Lemaefe	6/-	XXX	XXX	XXX	XXX	XXX	XXX	XXX	XXX	XXX	XXX	XXX	XXX
76	Galloway, Dylan	11/-	XXX	XXX	XXX	XXX	XXX	XXX	XXX	XXX	XXX	XXX	XXX	XXX
86	Grant, Triston	4/-	XXX	XXX	XXX	XXX	XXX	XXX	XXX	XXX	XXX	XXX	XXX	XXX
4	Green, A.J.	12/12	START	START	START	START	START	START	START	START	START	START	START	START
18	Green, Z.	12/-	XXX	XXX	XXX	XXX	XXX	XXX	XXX	XXX	XXX	XXX	XXX	XXX
16	Harper, Devin	11/-	XXX	XXX	XXX	XXX	XXX	XXX	XXX	XXX	XXX	XXX	XXX	XXX
25	Harper, Madre	2/-	XXX	XXX	XXX	XXX	XXX	XXX	XXX	XXX	XXX	XXX	XXX	XXX
33	Henry, Kevin	1/-	XXX	XXX	XXX	XXX	XXX	XXX	XXX	XXX	XXX	XXX	XXX	XXX
5	Hill, Justice	12/12	START	START	START	START	START	START	START	START	START	START	START	START
59	Hockett, Matt	6/-	XXX	XXX	XXX	XXX	XXX	XXX	XXX	XXX	XXX	XXX	XXX	XXX
70	Hughes, Ben	4/-	XXX	XXX	XXX	XXX	XXX	XXX	XXX	XXX	XXX	XXX	XXX	XXX
4J	Hupp, Luke	2/-	XXX	XXX	XXX	XXX	XXX	XXX	XXX	XXX	XXX	XXX	XXX	XXX
73	Jenkins, Teven	12/3	XXX	XXX	XXX	START	XXX	START	START	XXX	XXX	XXX	XXX	XXX
13	Johnson, Tyron	11/-	XXX	XXX	XXX	XXX	XXX	XXX	XXX	XXX	XXX	XXX	XXX	XXX
2D	Kearse, Malik	10/-	XXX	XXX	XXX	XXX	XXX	XXX	XXX	XXX	XXX	XXX	XXX	XXX
75	Keyes, Marcus	12/12	START	START	START	START	START	START	START	START	START	START	START	START
27	King, J.D.	12/-	XXX	XXX	XXX	XXX	XXX	XXX	XXX	XXX	XXX	XXX	XXX	XXX
15	Lacy, Chris	11/3	START	START	START	XXX	XXX	XXX	XXX	XXX	XXX	XXX	XXX	XXX
95	Leveni, Vili	11/7	START	START	START	START	START	START	START	XXX	XXX	XXX	XXX	XXX
71	Lundblade, Brad	10/10	START	START	START	START	START	START	START	START	START	START	START	START
1	McCleskey,Jalen	12/7	START	START	XXX	START	START	START	START	XXX	XXX	XXX	XXX	START
2E	McKnight, Cole	2/-	XXX	XXX	XXX	XXX	XXX	XXX	XXX	XXX	XXX	XXX	XXX	XXX
84	Metcalf, Dayton	1/-	XXX	XXX	XXX	XXX	XXX	XXX	XXX	XXX	XXX	XXX	XXX	XXX
5X	Morrow, Jerel	12/-	XXX	XXX	XXX	XXX	XXX	XXX	XXX	XXX	XXX	XXX	XXX	XXX
92	Murray, Cameron	5/-	XXX	XXX	XXX	XXX	XXX	XXX	XXX	XXX	XXX	XXX	XXX	XXX
2H	Mwaniki, Thabo	12/2	XXX	START	XXX	XXX	XXX	XXX	XXX	XXX	XXX	XXX	START	XXX
68	Noel, Deionte	5/-	XXX	XXX	XXX	XXX	XXX	XXX	XXX	XXX	XXX	XXX	XXX	XXX
1A	Ogbongbemiga	12/-	XXX	XXX	XXX	XXX	XXX	XXX	XXX	XXX	XXX	XXX	XXX	XXX
91	Osborne, D.	12/12	START	START	START	START	START	START	START	START	START	START	START	START
93	Owens, Jarrell	12/-	XXX	XXX	XXX	XXX	XXX	XXX	XXX	XXX	XXX	XXX	XXX	XXX
8I	Parker, Austin	4/-	XXX	XXX	XXX	XXX	XXX	XXX	XXX	XXX	XXX	XXX	XXX	XXX
19	Phillips,Justin	12/12	START	START	START	START	START	START	START	START	START	START	START	START
38	Redwine-Bryant	4/-	XXX	XXX	XXX	XXX	XXX	XXX	XXX	XXX	XXX	XXX	XXX	XXX
57	Reed, Walker	3/-	XXX	XXX	XXX	XXX	XXX	XXX	XXX	XXX	XXX	XXX	XXX	XXX
7	Richards, Ramon	12/11	START	START	START	START	START	START	START	START	START	START	XXX	START
20	Rodriguez, M.	8/-	XXX	XXX	XXX	XXX	XXX	XXX	XXX	XXX	XXX	XXX	XXX	XXX
2	Rudolph, Mason	12/12	START	START	START	START	START	START	START	START	START	START	START	START
50	Schneider, Ry	5/-	XXX	XXX	XXX	XXX	XXX	XXX	XXX	XXX	XXX	XXX	XXX	XXX
29	Sinor, Zach	12/-	XXX	XXX	XXX	XXX	XXX	XXX	XXX	XXX	XXX	XXX	XXX	XXX
5F	Smith, Enoch	10/-	XXX	XXX	XXX	XXX	XXX	XXX	XXX	XXX	XXX	XXX	XXX	XXX
17	Stoner, Dillon	11/5	XXX	XXX	XXX	XXX	XXX	XXX	XXX	START	START	START	START	START
12	Tucker, Kirk	12/1	XXX	XXX	START	XXX	XXX	XXX	XXX	XXX	XXX	XXX	XXX	XXX
63	Walkingstick,S.	12/-	XXX	XXX	XXX	XXX	XXX	XXX	XXX	XXX	XXX	XXX	XXX	XXX
80	Wallace, Tylan	12/-	XXX	XXX	XXX	XXX	XXX	XXX	XXX	XXX	XXX	XXX	XXX	XXX
82	Walterscheid	12/7	START	XXX	START	XXX	XXX	XXX	XXX	START	START	START	START	START
28	Washington, J.	12/12	START	START	START	START	START	START	START	START	START	START	START	START
89	Webber, Tralund	12/-	XXX	XXX	XXX	XXX	XXX	XXX	XXX	XXX	XXX	XXX	XXX	XXX
45	Whitener, Chad	12/12	START	START	START	START	START	START	START	START	START	START	START	START
56	Williams, Larry	3/3	START	START	START	START	START	START	START	START	START	START	START	START
8	Williams, R.	12/12	START	START	START	START	START	START	START	START	START	START	START	START
58	Wilson, Brett	1/-	XXX	XXX	XXX	XXX	XXX	XXX	XXX	XXX	XXX	XXX	XXX	XXX
22	Wilson, Ja'Ron	3/-	XXX	XXX	XXX	XXX	XXX	XXX	XXX	XXX	XXX	XXX	XXX	XXX
72	Wilson, Johnny	12/9	XXX	XXX	XXX	START	START	START	START	START	START	START	START	START
88	Wolf, Landon	12/-	XXX	XXX	XXX	XXX	XXX	XXX	XXX	XXX	XXX	XXX	XXX	XXX
11	Wudtee, Keondre	2/-	XXX	XXX	XXX	XXX	XXX	XXX	XXX	XXX	XXX	XXX	XXX	XXX



Bowl History

Mason Rudolph and the Cowboys celebrated a resounding 38-8 win over No. 10 Colorado in the Valero Alamo Bowl last season.





BOWL RECAPS

1945 COTTON BOWL

JANUARY 1, 1945 | DALLAS, TEXAS

OKLAHOMA A&M	34
TCU	0

DALLAS – The first bowl appearance for Oklahoma A&M turned into a pleasant experience for the orange and black faithful as the Aggies used a season-ending 28-6 win over Oklahoma as a springboard to a dominating bowl performance.



Oklahoma A&M sophomore tailback whiz Bob Fenimore, the nation's total offense leader, lived up to All-America billings as the Cowboys bounced the local team from TCU, 34-0, in the third-largest margin of victory in Cotton Bowl history. Fenimore scored on runs of one and seven yards and completed 6-of-13 passes for 136 yards. Fullback Jim Spavital powered his way for 120 yards, including a 52-yard scoring bolt.

Meanwhile, the Poke defense smothered TCU, not allowing the Horned Frogs past midfield until the second half. Coach Jim Lookabaugh's muscular single-wing offense harvested 494 yards of total offense, while TCU could manage only 105. In the fourth period, A&M's reserves took over with Joe Thomas and Mack Creager adding touchdowns on short plunges.

The Aggies finished the year with an 8-1 record. It was their best win total since the 1932 squad won nine games.

Fenimore, Neill Armstrong (who would later coach the Chicago Bears) and tackle Ralph Foster were all Aggies who were named as the game's outstanding players. Fenimore was inducted into the Cotton Bowl Hall of Fame in the spring of 2007.

Score by Quarters	1	2	3	4	Score
TCU	0	0	0	0	0
Oklahoma A&M	14	0	7	13	34

SCORING PLAYS

Team	Scoring Play
A&M	Fenimore 1 run (Creager kick)
A&M	Spavital 52 run (Creager kick)
A&M	Fenimore 8 run (Creager kick)
A&M	Thomas 1 run (Creager kick)
A&M	Creager 1 run (kick failed)

	OAMC	TCU
FIRST DOWNS	20	5
RUSHES-YARDS (NET)	60-295	27-74
PASSING YDS (NET)	199	31
Passes Att-Comp-Int	17-9-1	10-3-3
TOTAL OFFENSE PLAYS-YARDS	77-494	37-105
Punts (Number-Avg)	6-26.3	8-34.3
Fumbles-Lost	1-1	2-1
Penalties-Yards	7-75	5-25

RUSHING: Oklahoma A&M: Fenimore 21-178, Spavital 18-120, Hankins 9-57, Thomas 7-25, Creager 5-16, Stafford 2-7, Connor 1-6, Moore 1-3, Karraker 1-(-2). TCU: Ruff 7-35, Mason 8-26, Busby 1-12, Cox 1-4, Jackson 3-4, Hadaway 7-(-7)

PASSING: Oklahoma A&M: Fenimore 6-13-1, 136; Thomas 2-2, 54. TCU: Hadaway 3-6-1, 31; Cox 0-3-1, 0; Busby 0-1

RECEIVING: Oklahoma A&M: Hankins 4-103, Creager 2-54, Moore 1-17, Armstrong 1-6, Thomas 1-9. TCU: Jackson 1-34, Ruff 1-(-1), Gaxsen 1-(-2)


PUNTING: Oklahoma A&M: Fenimore 5-28.8, Conner 1-14

1946 SUGAR BOWL

JANUARY 1, 1946 | NEW ORLEANS, LA.

ST. MARY'S	13
OKLAHOMA A&M	33

NEW ORLEANS -- A capacity crowd of 75,000 gathered to watch the battle of All-Americans, Oklahoma A&M's Bob "Blond Bomber" Fenimore and St. Mary's "Squirmin'" Herman Wedemeyer.



Wedemeyer's 46-yard touchdown pass to Dennis O'Conner opened the scoring, but Fenimore matched it with a 29-yard scoring toss to Cecil Hankins as the first quarter ended. Fenimore's short plunge gave A&M the lead for keeps, but just before the half, Wedemeyer lateralled to Fred DeSalvo, who weaved his way through Aggie defenders 44 yards for a touchdown. The conversion missed, and A&M led at halftime.

While the Cowboy passing game was off, the ground game produced another Fenimore TD plunge in the third period, and Jim Reynolds opened the fourth stanza by leaping a yard for a score. Reynolds winged a 20-yard TD pass to Joe Thomas in the final minutes to end the wild scoring derby.

In his battle with Wedemeyer, Fenimore got the best of the total offense struggle, netting 206 yards in 36 plays while Wedemeyer had 184 yards in 25 plays. Fenimore also punted four times for an average of 53.2 yards.

Score by Quarters	1	2	3	4	Score
St. Mary's	7	6	0	0	13
Oklahoma A&M	7	7	6	13	33

SCORING PLAYS

1st - 8:40 - SMC - O'Connor 46 pass from Wedemeyer (Wedemeyer kick)
 1st - 6:45 - A&M - Hankins 29 pass from Fenimore (Reynolds kick)
 2nd - 11:55 - A&M - Fenimore 1 run (Reynolds kick)
 2nd - 9:20 - SMC - DeSalvo 44 run (PAT attempt failed)
 3rd - 0:00 - A&M - Fenimore 1 run (PAT attempt failed)
 4th - 4:10 - A&M - Reynolds 1 run (Reynolds kick)
 4th - 0:00 - A&M - Thomas 20 pass from Reynolds


	OAMC	SMC
FIRST DOWNS	15	8
RUSHING YARDS (NET)	217	61
PASSING YDS (NET)	112	177
Passes Att-Comp-Int	13-6-4	24-11-2
TOTAL OFFENSE YARDS	329	238
Punts (Number-Avg)	4-47.2	5-43.8
Fumbles-Lost	0	2
Penalties-Yards	45	35

1949 DELTA BOWL

JANUARY 1, 1949 | MEMPHIS, TENN.

WILLIAM & MARY	20
OKLAHOMA A&M	0

MEMPHIS -- Only 15,069 fans braved chilling weather in Crump Stadium as the William and Mary Indians made the most of Oklahoma A&M's mistakes for a 20-0 win in the second and final Delta Bowl.



The Indians never got outside their own 36-yard-line in the first half, but quarterback Tommy Korshcowski passed 12 yards to Lou Hoitsma in the third period for a touchdown. A Cowboy fumble set the stage for Korshcowski's 22-yard scoring aerial to Jack Bruce in the fourth period.

With A&M driving, Indian tackle Lou Creekmur picked off a deflected Bob Carey pass and rumbled 70 yards for the game's last tally. Jack Cloud was the only Indian rusher of the day, gaining 78 yards in 14 tries while Kenny Roof had 63 in seven cracks for the Aggies.

Score by Quarters	1	2	3	4	Score
William & Mary	0	0	6	14	20
Oklahoma A&M	0	0	0	0	0

SCORING PLAYS

3rd - 0:35 - W&M - Hoitsma 12 yd pass from Korshcowski (PAT failed)
 4th - 14:54 - W&M - Bruce yd 22 pass from Korshcowski (Rex kick)
 4th - 3:40 - W&M - Creekmur 70 yd interception return (Rex kick)

	OAMC	WM
FIRST DOWNS	10	7
RUSHING YARDS (NET)	161	161
PASSING YDS (NET)	68	56
Passes Att-Comp-Int	27-6-2	12-5-2
TOTAL OFFENSE PLAYS-YARDS	229	211
Punt Returns-Yards	10-122	2-18
Kickoff Returns-Yards	4-29	3-27
Interception Returns-Yards	0-0	1-12
Punts (Number-Avg)	9-43	12-43
Fumbles Lost	1	1
Penalties-Yards	5-55	6-70

RUSHING: Oklahoma A&M-Grimes 11-18; Meinert 13-38; Aldridge 6-14; K. Roof 7-63

PASSING: Oklahoma A&M-Hartman 2-11-20; Cook 0-7-0; Carey 4-9-48. William & Mary: Korschowski 5-12-2-56

RECEIVING: Oklahoma A&M-Loyd 3-35; Long 3-23; Aldridge 1-10. William & Mary-Hoitsma 1-12; Cloud 2-12; Bruce 3-32

OSU

BOWL RECAPS

1958 BLUEGRASS BOWL

DECEMBER 13, 1958 | LOUISVILLE, KY.

OKLAHOMA STATE	15
FLORIDA STATE	6

LOUISVILLE - Playing on a baseball diamond and in tennis shoes, Oklahoma State's ground game, behind Duane Wood and Forrest Campbell, staked the Pokes to a 15-point lead, and a rock-ribbed defense surrendered only a late TD pass from Joe Majors to Carl Meyer.

Wood scored both OSU touchdowns on rushes of one and 17 yards. But Campbell, who netted 130 yards on 26 carries, was chosen outstanding player of the game. Dick Soergel engineered the OSU offense while Vandiver Childs, Jim Howard, Sonny Keys, John Calvin and Fred Latham manned a mauling Cowpoke defense.

The game was televised over ABC-TV with Harry Wismer handling the play-by-play duties and Howard Cosell providing color commentary. Only 7,000 frigid fans turned out for the first and last edition of the Bluegrass Bowl.

Score by Quarters	1	2	3	4	Score
Oklahoma State	0	7	8	0	15
Florida State	0	0	0	6	6

SCORING PLAYS

2nd- 14:31 - OSU - D. Wood, 17 run (J. Wood kick)
3rd - 0:07 - OSU - D. Wood, 1 run (D. Wood from Soergel)
4th - 13: 52 - FSU - Meyer, 39 pass from Majors (run failed)

	OSU	FSU
FIRST DOWNS	23	12
RUSHES-YARDS (NET)	298	100
PASSING YDS (NET)	77	185
Passes Att-Comp-Int	12-6-1	22-9-4
TOTAL OFFENSE PLAYS-YARDS	375	285
Punts (Number-Avg)	5-30.0	2-30.0
Fumbles Lost	1	2
Penalties-Yards	65	25

RUSHING: Oklahoma State-Campbell, 26-130; Wood, 17-81, 2 TD; Wiggins, 12-59; Banfield, 7-34; Soergel 1-12; Rundle 3-7; Cross 1-3; Sewell 4-3; Wagner 1-1. Florida State-Pickard 14-44; Prinzi 7-30; Renn 2-13; Majors 3-12; Whitehead 1-3; McCormick 1-0

PASSING: Oklahoma State-Soergel, 6-12-77; Florida State-Majors 5-9-116; Prinzi 4-13-69

RECEIVING: Oklahoma State-Wiggins, 2-38; D. Wood, 2-23; J. Wood, 1-9; Harkey, 1-7. Florida State-Romeo 3-62; Renn 2-46; Meyer 1-39; Emens 2-22; Pasquale 1-16

1974 FIESTA BOWL

DECEMBER 28, 1974 | TEMPE, ARIZ.

OKLAHOMA STATE	16
BRIGHAM YOUNG	6

TEMPE -- A slow-starting offense aided by a spunky defense lifted OSU to a 16-6 verdict over Brigham Young, champs of the WAC.

State didn't get a first down in the opening quarter as the Cougars posted a pair of field goals. Midway in the second period Charlie Weatherbie pitched to Kenny Walker, who scored from 12 yards out. OSU made three deep drives in the third period but settled for a single field goal, a 42-yarder by Abby Daigle.

After subduing a fourth-quarter Cougar drive at the OSU 28, the Pokes wedged their way past midfield in a time-consuming drive. Leonard Thompson then lofted the halfback pass to split end Gerald Bain for 40 yards and the clinching score.

State's Phillip Dokes decked Cougar quarterback Gary Shiede late in the first period with a jarring tackle which dampened BYU hopes but understudy Mark Giles almost bailed the Cougars out of trouble with his fourth-quarter efforts. Dokes picked up the outstanding defensive player trophy and Walker was chosen top offensive player as OSU dominated play in the second half.

Score by Quarters	1	2	3	4	Score
Oklahoma State	0	7	3	6	16
BYU	6	0	0	0	6

SCORING PLAYS

1st - 9:34 - BYU - Uselman, 30 FG
1st - 0:33 - BYU - Uselman, 43 FG
2nd - 0:46 - OSU - Walker, 12 run (Daigle kick)
3rd - 2:54 - OSU - Daigle, 42 FG
4th - 3:42 - OSU - Bain, 40 pass from Thompson (kick failed)


	OSU	BYU
FIRST DOWNS	14	17
RUSHES-YARDS (NET)	55-147	36-120
PASSING YDS (NET)	77	181
Passes Att-Comp-Int	18-7-0	31-15-3
TOTAL OFFENSE PLAYS-YARDS	73-224	67-301
Punt Returns-Yards	4-13	2-3
Kickoff Returns-Yards	1-15	1-17
Punts (Number-Avg)	7-41.9	6-41.8
Fumbles-Lost	6-0	3-1
Penalties-Yards	12-84	9-66
Possession Time	31:45	28:15

RUSHING: Oklahoma State-Walker 7-35, TD; Nelms, 6-32; Turner, 9-27, Thompson, 9-22; Burk 4-6; Miller 1-minus 1; Bain 1-minus 8; Derrick 3-10. BYU-Blanc 19-55; Mahoney 6-31; Christenson 1-1; Giles 10-33.

PASSING: Oklahoma State-Thompson, 1-1-0-40; Weatherbie, 4-13-0-21; Burk, 2-4-0-16. BYU-Sheide 5-4-0-43; Giles 26-11-3-138.

RECEIVING: Oklahoma State-Bain 2-48; Boyer 2-12; Lisle 1-10; Walker 1-6; Thompson 1-1. BYU-Betham 2-28; Toolson 3-36; Mahoney 1-7; Blanc 4-36; Christenson 2-24; LaBue 3-50

INTERCEPTIONS: Oklahoma State-Buck 1-13; Allen 1-15; Meyers 1-23. BYU-None



1976 TANGERINE BOWL

DECEMBER 19, 1976 | ORLANDO, FLA.

BRIGHAM YOUNG	21
OKLAHOMA STATE	49

ORLANDO -- Billed as a showdown between Brigham Young pass-happy quarterback Gifford Nielsen and Oklahoma State running back Terry Miller, the Cowboy defense and Miller were the standouts in a 49-21 triumph for Oklahoma State.

Defensive tackle Chris Dawson intercepted a Nielsen pass in the first quarter and returned it 36 yards for a TD. And while Nielsen completed 23-of-34 passes for 209 yards and a TD, he was intercepted three more times by defensive backs Milton Kirven, Gary Irons and Jerry Cramer.

Meanwhile, Miller ran wild for 173 yards and had scoring jaunts of 78, 6, 3 and 1 yards. The Cowboys rolled up 402 yards total offense, including 375 on the ground, to rout BYU. Cowboy running back Robert Turner supported Miller's running with 80 yards on 22 attempts and a TD, and All-America tackle Phillip Dokes led a parade of OSU defenders that kept constant pressure on Nielsen.

Score by Quarters	1	2	3	4	Score
BYU	0	14	7	0	21
Oklahoma State	7	21	21	0	49

SCORING PLAYS

OSU Dawson, 36 INT Ret. (Daigle kick)
BYU Christensen, 1 run (D. Taylor kick)
OSU Weatherbie, 2 run (Daigle kick)
OSU Miller, 3 run (Daigle kick)
BYU Thompson, 27 pass from Nielson (D. Taylor kick)
OSU Miller, 78 run (Daigle kick)
BYU Lowry, 102 KO Ret. (D. Taylor kick)
OSU R. Turner, 1 run (kick failed)
OSU Miller, 6 run (Lisle pass from Weatherbie)
OSU Miller, 1 run (Daigle kick)


	BYU	OSU
FIRST DOWNS	14	18
RUSHES-YARDS (NET)	26-46	70-375
PASSING YDS (NET)	209	27
Passes Att-Comp-Int	34-23-4	10-2-0
TOTAL OFFENSE PLAYS-YARDS	60-255	80-402
Punt Returns-Yards	2-30	0-0
Kickoff Returns-Yards	8-204	4-42
Interception Returns-Yards	0-0	4-110
Punts (Number-Avg)	5-40.8	5-34.4
Fumbles-Lost	3-1	4-2
Penalties-Yards	6-67	7-56

RUSHING: Oklahoma State-Miller 23-173; Turner 22-80; Weatherbie 11-28; Dindy 7-68; Bailey 3-23; Taylor 2-minus 2; Lisle 1-8; Berry 1-minus 3. BYU-Blanc 8-31; Nielsen 6-6; Christensen 6-6; Lowry 4-7; Chronister 1-minus 4; Gourley 1-0.

PASSING: Oklahoma State-Weatherbie 1-9-0-27; Parsley 1-1-0-0. BYU-Nielsen 23-34-1-209.

RECEIVING: Oklahoma State-Lisle 2-27.

INTERCEPTIONS: Oklahoma State-Dawson 1-36; Irons 1-44, Kirven 1-14, Cramer-16. BYU-0-0





BOWL RECAPS

1981 INDEPENDENCE BOWL

DECEMBER 12, 1981 | SHREVEPORT, LA.

TEXAS A&M	33
OKLAHOMA STATE	16

SHREVEPORT -- Oklahoma State's nationally-ranked defense did its job for a while, but Texas A&M opened up late in the first half to score two quick touchdowns and went on to hand the Cowboys just their second bowl loss, 33-16, in the Independence Bowl.



OSU's opportunistic offense turned an Aggie fumble into a 7-0 lead only minutes into the game. Defensive back Pete DiClementi recovered a fumble for the Pokes on A&M's 25, and running back Ernest Anderson got the score several plays later on a one-yard plunge.

The Aggies responded with the first of four David Hardy field goals to cut the margin to 7-3, but all-Big Eight kicker Larry Roach put OSU back up by seven, 10-3, with a 43-yarder of his own. Midway through the second period, Hardy closed the margin to 10-6, and moments later the Aggies scored two lightning quick cross-country aerial touchdowns to move to a 20-10 halftime lead.

Two Hardy field goals upped that lead to 26-10 before the Cowboys drove 66 yards for Vince Orange's five-yard TD burst. OSU was crippled by injuries to several running backs during the contest, and A&M showed its versatility with 223 rushing yards and 225 passing yards before a record 47,300. Linebacker Mike Green led OSU's defense and was voted outstanding defensive player.

Score by Quarters	1	2	3	4	Score
Texas A&M	3	17	3	10	33
Oklahoma State	10	0	0	6	16

SCORING PLAYS

1st - 12:58 - OSU - Anderson, 1 run (Roach kick)
 1st - 5:13 - TAMU - Hardy, 33 FG
 1st - 0:46 - OSU - Roach, 42 FG
 2nd - 6:39 - TAMU - Hardy, 32 FG
 2nd - 2:45 - TAMU - J. Williams, 50 pass from Kubiak (Hardy kick)
 2nd - 0:43 - TAMU - J. Williams, 38 pass from Kubiak (Hardy kick)
 3rd - 1:15 - TAMU - Hardy, 50 FG
 4th - 8:16 - TAMU - Hardy, 18 FG
 4th - 6:32 - OSU - Orange, 5 run (pass failed)
 4th - TAMU - 1:32 - Hector, 4 run (Hardy kick)

	OSU	TAMU
FIRST DOWNS	16	23
RUSHES-YARDS (NET)	34-70	58-223
PASSING YDS (NET)	187	225
Passes Att-Comp-Int	35-14-1	21-15-0
TOTAL OFFENSE PLAYS-YARDS	69-257	79-448
Fumble Returns-Yards	0-0	0-0
Punt Returns-Yards	1-8	2-1
Kickoff Returns-Yards	7-154	3-37
Interception Returns-Yards	0-0	1-0
Punts (Number-Avg)	6-40.3	3-42.0
Fumbles-Lost	3-1	4-2
Penalties-Yards	3-34	6-60
Possession Time	23:53	36:07

RUSHING: Oklahoma State-Jones 14-37; Anderson 5-26; Young 1-14; Orange 5-8; Hammond 1-2; Hilger 8-minus 11. Texas A&M-Jackson 22-123; Hector 18-45; Kubiak 11-34; Sanders 7-21.

PASSING: Oklahoma State-Hilger 14-35-1-187. Texas A&M-Kubiak 15-20-0-225; Hector 0-1-0-0.

RECEIVING: Oklahoma State-Cromer 5-73; Young 4-45; Franks 2-39; Chesley 2-18; Ingram 1-12. Texas A&M-Williams 5-118; Whitwell 3-43; Jones 2-24; Hector 2-10; Lewis 1-17; Sanders 1-10; Jackson 1-3.

INTERCEPTIONS: Oklahoma State-None. Texas A&M-


FUMBLES LOST: Oklahoma State-Hilger; Texas A&M-Kubiak; Hector

1983 BLUEBONNET BOWL

DECEMBER 31, 1983 | HOUSTON, TEXAS

BAYLOR	14
OKLAHOMA STATE	24

HOUSTON -- Quarterback Rusty Hilger and tailback Ernest Anderson sparked Oklahoma State past Baylor, 24-14, as a near-sellout crowd of 50,090 in the Astrodome watched the 25th Bluebonnet Bowl.



Anderson carried the ball 27 times for 143 yards and a touchdown while Hilger completed 12-of-17 for 137 yards and a pair of touchdowns to ignite the Oklahoma State win. Hilger, who was later named MVP, left the game late in the first half with a slight concussion. He didn't return but Anderson's nifty running and another strong performance by the Cowboy defense kept Baylor at bay.

OSU held the Bears to just 134 yards on the ground and the Cowboy secondary picked off two passes to help seal the win. Touchdown passes from Hilger to Malcolm Lewis and Jamie Harris and a one-yard scoring run by Anderson gave OSU a 21-0 advantage before Baylor got on the scoreboard late in the first half.

The Pokes added a Larry Roach field goal in the first half while Baylor found the endzone an additional time in the second to complete the scoring.

Score by Quarters	1	2	3	4	Score
Baylor	0	7	0	7	14
Oklahoma State	6	18	0	0	24

SCORING PLAYS

1st - 8:45 - OSU - Lewis 12 yd pass from Hilger (kick failed)
 2nd - 14:58 - OSU - Anderson 1 yd run (Hilger pass to Lewis)
 2nd - 6:02 - OSU - Harris 26 yd pass from Hilger (Roach kick)
 2nd - 1:21 - BU - McNeil 12 yd pass from Carlson (Jimmerson kick)
 2nd - 0:21 - OSU - Roach 44 yd field goal
 4th - 5:07 - BU - Anderson 28 yd pass from McNeil (Jimmerson kick)

	OSU	BU
FIRST DOWNS	19	18
RUSHES-YARDS (NET)	34-134	45-178
PASSING YDS (NET)	245	187
Passes Att-Comp-Int	32-16-2	30-17-1
TOTAL OFFENSE PLAYS-YARDS	66-379	75-365
Fumble Returns-Yards	0-0	0-0
Punt Returns-Yards	3-18	2-15
Kickoff Returns-Yards	3-27	2-1
Interception Returns-Yards	1-30	2-2
Punts (Number-Avg)	5-42.0	6-39.0
Fumbles-Lost	0-0	2-1
Penalties-Yards	4-40	7-55
Possession Time	23:59	36:01
Third-Down Conversions	6 of 14	7 of 18
Fourth-Down Conversions	0 of 1	1 of 2
Sacks By: Number-Yards	0-0	5-31

RUSHING: Baylor-Anderson 21-103; Rice 4-28; Davis 1-17; Sargent 2-8; Carlson 1-minus 2; Muecke 5-minus 20. Oklahoma State-Anderson, Ernest 27-143; Jones, Shawn 13-32; Price, Arthur 3-5; Cook, Kelly 1-2; Hilger, Rusty 1-minus 4.

PASSING: Baylor-Carlson 7-17-1-65; Muecke 8-14-1-152; Anderson 1-1-0-28. Oklahoma State-Hilger, Rusty 12-17-0-137; Jackson, Ike 5-13-1-50.

RECEIVING: Baylor-McNeil 10-163; Davis 4-64; Conrad 1-14; Sargent 1-4. Oklahoma State-Chesley, John 5-54; Lewis, Malcolm 5-46; Harris, Jamie 3-69; Charles Crawford 3-9; Anderson, Ernest 1-9.

INTERCEPTIONS: Baylor-Lewis 1-30. Oklahoma State-Hinds, Adam 1-0; Spencer, James 1-minus 2.


FUMBLES: Baylor-None. Oklahoma State-Anderson, Ernest 1-1; Charles Crawford 1-0.

1984 GATOR BOWL

DECEMBER 28, 1984 | JACKSONVILLE, FLA.

OKLAHOMA STATE	21
SOUTH CAROLINA	14

JACKSONVILLE -- After South Carolina overcame a 13-point Oklahoma State lead, the Cowboys stormed 88 yards to score the decisive touchdown on a bruising, 25-yard Rusty Hilger-to-tight end Barry Hanna pass play with just over a minute left in the game to hand OSU a 21-14 victory before a record crowd of 82,138 in the 40th Annual Gator Bowl.



Hanna, who scored his only touchdown of the season on that play, banged off two tacklers and carried a few more into the end zone with him as he tip-toed down the sideline for the game-saving score.

Earlier in the game, the Cowpokes bulled their way to a 13-0 lead. Freshman tailback Thurman Thomas, the game's MVP when he rushed for 155 yards and a touchdown and passed for a TD, leaped over from one yard out at the end of O-State's first possession. Then, early in the second quarter when it appeared the Gamecocks had stalled the Cowpokes at the Carolina six-yard line, Thomas took a Hilger pitch, ran right and suddenly stopped and threw back left to a wide open Hilger for the score. The conversion attempt was wide and it was a play to haunt the Pokes until Hanna's heroics.

Carolina regained the lead quickly in the third quarter on aerial bombs of 24 and 57 yards, but the rest of the time the stubborn Cowboy defense kept the Gamecock attack in a fog. OSU's final drive was endangered only once, that on a fourth-and-sixth situation at midfield, but Hilger hit the reliable Hanna for 13 yards to the Carolina 36. Hilger mixed up the defense beautifully by sending Thomas up the middle on a draw play for 11 yards and then came heart-stopping magic on the TD pass to Hanna.

Score by Quarters	1	2	3	4	Score
Oklahoma State	7	6	0	8	21
South Carolina	0	0	14	0	14

SCORING PLAYS

1st - 8:16 - OSU - Thomas 1 yd run (Roach kick)
 2nd - 9:39 - OSU - Hilger 6 yd pass from Thomas (Team rush failed, bad snap)
 3rd - 7:36 - USC - Wade 24 yd pass from Lewis (Hagler kick)
 3rd - 2:44 - USC - Hillary 57 yd pass from Hold (Hagler kick)
 4th - 1:04 - OSU - Hanna 25 yd pass from Hilger (Harris pass from Hilger)



BOWL RECAPS

	OSU	USC
FIRST DOWNS	22	14
RUSHES-YARDS (NET)	43-172	42-104
PASSING YDS (NET)	211	194
Passes Att-Comp-Int	42-25-1	21-8-1
TOTAL OFFENSE PLAYS-YARDS	85-383	63-298
Fumble Returns-Yards	0-0	0-0
Punt Returns-Yards	0-0	2-3
Kickoff Returns-Yards	0-0	3-52
Interception Returns-Yards	1-34	1-0
Punts (Number-Avg)	5-35.6	7-41.7
Fumbles-Lost	2-0	6-3
Penalties-Yards	3-21	5-38
Possession Time	34:28	25:32
Third-Down Conversions	9 of 18	7 of 17
Fourth-Down Conversions	0 of 0	0 of 0
Sacks By: Number-Yards	3-18	1-1

RUSHING: Oklahoma State-Thomas, Thurman 32-155; Hilger, Rusty 7-11; Zachary, Ken 1-2; Timmons, Will 1-2; Crawford, C. 2-2. South Carolina-Lewis 6-36; Hold 18-33; Dendy 13-20; Smith 2-12; Brown 3-3.

PASSING: Oklahoma State-Hilger, Rusty 24-41-1-205; Thomas, Thurman 1-1-0-6. South Carolina-Hold 7-20-1-170; Lewis 1-1-0-24.

RECEIVING: Oklahoma State-Hanna, Barry 8-92; Lewis, Malcolm 3-33; Wemer, Terry 3-24; Thomas, Thurman 3-3; Harris, Jamie 2-18; Zachary, Ken 2-16; Riley, Bobby 2-9; Crawford, C. 1-10; Hilger, Rusty 1-6. South Carolina-Hillary 2-75; Poole 1-45; Wade 1-24; Corley 1-16; Dendy 1-14; Bacon 1-12; Brown 1-8.

INTERCEPTIONS: Oklahoma State-Williams, Demise 1-34. South Carolina-Gilliard 1-0.


FUMBLES: Oklahoma State-Crawford, C. 1-0; Williams, Demise 1-0. South Carolina-Hold 3-1; Lewis 2-2; Brown 1-0.

1985 GATOR BOWL

DECEMBER 30, 1985 | JACKSONVILLE, FLA.

OKLAHOMA STATE	23
FLORIDA STATE	34

JACKSONVILLE -- The 17th-ranked Florida State Seminoles sprinted out to an early 13-point margin before No. 18 Oklahoma State got untracked, and despite a third-quarter surge, the Seminole aerial attack was too much as the Cowboys dropped a 34-23 decision in front of a bi-partisan crowd of 79,417 in the 41st annual Gator Bowl.



In what was touted as an explosive FSU offense versus a stingy OSU defense, FSU coach Bobby Bowden decided to go with a freshman quarterback and a third-string senior tailback just two weeks prior to the game. The decision proved effective as the Seminoles exploded for 569 total yards, 231 on the ground and 338 through the air.

FSU stunned the Pokes with a 45-yard pass on the first play of the game and threw for 214 yards in the opening half. The Seminoles

took a 27-3 lead into the middle of the third quarter but OSU put a pair of quick touchdowns on the board to cut the deficit to 27-17.

Following a blocked punt by OSU freshman Milton Cockrell a comeback seemed possible. However, the Cowboys could not mount a drive and were forced to punt.

Florida State MVP quarterback Chip Ferguson then went to work again and nine plays later finalized the scoring on a one-yard keeper. OSU, losing for only the third time in ten postseason appearances, totaled 369 yards, but saw sophomore sensation Thurman Thomas limited to just 97 yards on 26 carries.

Score by Quarters	1	2	3	4	Score
Oklahoma State	0	0	17	6	23
Florida State	3	10	14	7	34

SCORING PLAYS

1st - 2:28 - FSU - Schmidt 23 yd field goal
 2nd - 2:31 - FSU - Gainer 31 yd pass from Ferguson (Schmidt kick)
 2nd - 0:02 - FSU - Schmidt 39 yd field goal
 3rd - 9:46 - OSU - Dennis 33 yd field goal
 3rd - 6:02 - FSU - C. Jones 3 yd rush (Schmidt kick)
 3rd - 4:51 - FSU - Gainer 19 yd pass from Ferguson (Schmidt kick)
 3rd - 2:52 - OSU - Thomas 29 yd pass from Williams (Dennis kick)
 3rd - 1:19 - OSU - Williams 12 yd pass from Thomas (Dennis kick)
 4th - 10:43 - FSU - Ferguson 1 yd run (Schmidt kick)
 4th - 0:10 - OSU - Dykes 31 yd pass from Williams (pass failed)

	OSU	FSU
FIRST DOWNS	23	31
RUSHES-YARDS (NET)	35-106	41-231
PASSING YDS (NET)	263	338
Passes Att-Comp-Int	44-22-2	43-20-1
TOTAL OFFENSE PLAYS-YARDS	79-369	84-569
Fumble Returns-Yards	1-17	0-0
Punt Returns-Yards	2-20	3-25
Kickoff Returns-Yards	5-89	4-68
Interception Returns-Yards	1-0	2-44
Punts (Number-Avg)	7-35.9	4-47.5
Fumbles-Lost	1-0	3-2
Penalties-Yards	3-27	9-110
Possession Time	31:49	28:11
Third-Down Conversions	6 of 18	6 of 16
Fourth-Down Conversions	0 of 0	0 of 0
Sacks By: Number-Yards	1-6	2-8

RUSHING: Oklahoma State-Thomas, Thurman 26-97; Timmons, Will 2-11; Dykes, Hart Lee 1-1; Williams, Ronnie 6-minus 3. Florida State-Smith, T. 24-201; Jones, C. 6-18; Floyd 2-8; Ross 2-7; White, R. 1-1; Ferguson 6-minus 4.

PASSING: Oklahoma State-Williams, Ronnie 21-43-2-251; Thomas, Thurman 1-1-0-12. Florida State-Ferguson 20-43-1-338.

RECEIVING: Oklahoma State-Dykes, Hart Lee 8-104; Wemer, Terry 4-30; Riley, Bobby 3-49; Thomas, Thurman 3-44; Dillard, J.R. 2-13; Williams, Ronnie 1-12; Luper, Curtis 1-11. Florida State-Gainer 7-148; Carter, P. 5-81; White, R. 4-87; Smith, T. 2-8; Panton 1-10; Brown 1-4.

INTERCEPTIONS: Oklahoma State-Gilliam, Melvin 1-0. Florida State-Sanders, Deion 1-28; Sanders, Tracy 1-16.


FUMBLES: Oklahoma State-Thomas, Thurman 1-0. Florida State-Smith, T. 1-1; Ross 1-0; Ferguson 1-1.

1987 SUN BOWL

DECEMBER 25, 1987 | EL PASO, TEXAS

WEST VIRGINIA	33
OKLAHOMA STATE	35

EL PASO -- In one of the most entertaining postseason games of the year, Oklahoma State rallied to defeat West Virginia 35-33 in the snow of the 1987 John Hancock Sun Bowl.



The heroes for Oklahoma State were many but the list was topped by tailback Thurman Thomas who rushed for 157 yards on 33 carries and scored four touchdowns. It was a fitting way for the Cowboy All-American to end his collegiate career. He was named MVP of the bowl and played in front of a national television audience on CBS.

It wasn't easy for OSU, however. The Cowboys scored first on a five-yard run by Thomas, set up by a long Mike Gundy-to-Hart Lee Dykes pass play. West Virginia tied it 7-7 later in the first quarter, but OSU came back to take the lead 14-7 on a nine-yard run by Thomas.

The OSU lead was short-lived. West Virginia scored two touchdowns and a field goal in the second quarter that went unanswered by Oklahoma State and the Mountaineers led 24-14 at the half.

The Cowboys took the lead with 1:43 left in the third quarter on a six-yard pass from Gundy to J.R. Dillard and the successful PAT made it 28-27. The Cowboys took a 35-27 lead in the fourth quarter on a four-yard run by Thomas. O-State had to hold one more time, however, as West Virginia drove for a touchdown with just 1:13 left. OSU defender Shawn Mackey's goal line tackle on the two-point conversion try stopped West Virginia from tying the game in the final minute.

Score by Quarters	1	2	3	4	Score
Oklahoma State	14	0	14	7	35
West Virginia	7	17	3	6	33

SCORING PLAYS

1st - 13:28 - OSU - Thomas 5 yd run (Blanchard kick)
 1st - 8:49 - WVU - Brown 1 yd run (Baumann kick)
 1st - 5:16 - OSU - Thomas 9 yd run (Blanchard kick)
 2nd - 13:56 - WVU - Brown 5 yd run (Baumann kick)
 2nd - 5:40 - WVU - Baumann 33 yard field goal
 2nd - 4:54 - WVU - Warren 23 yd INT return (Baumann kick)
 3rd - 11:25 - OSU - Thomas 4 yd run (Blanchard kick)
 3rd - 7:12 - WVU - Baumann 38 yard field goal
 3rd - 1:43 - OSU - Dillard 6 yd pass from Gundy (Blanchard kick)
 4th - 5:13 - OSU - Thomas 4 yd run (Blanchard kick)
 4th - 1:13 - WVU - Taylor 6 yd run (Conversion Failed)

	OSU	WVU
FIRST DOWNS	23	22
RUSHES-YARDS (NET)	47-185	70-331
PASSING YDS (NET)	161	54
Passes Att-Comp-Int	18-12-2	7-2-1
TOTAL OFFENSE PLAYS-YARDS	65-346	77-385
Fumble Returns-Yards	0-0	0-0
Punt Returns-Yards	3-29	0-0
Kickoff Returns-Yards	3-58	4-72
Interception Returns-Yards	1-3	2-23
Punts (Number-Avg)	2-33.0	3-41.0
Fumbles-Lost	0-0	1-0
Penalties-Yards	2-15	8-79
Possession Time	27:31	32:29
Third-Down Conversions	9 of 15	6 of 16
Fourth-Down Conversions	0 of 0	0 of 0
Sacks By: Number-Yards	1-8	0-0

BOWL RECAPS

RUSHING: Oklahoma State-Thurman Thomas 33-157; Barry Sanders 6-19; Mike Gundy 8-9. West Virginia-Brown 32-167; Harris 24-103; Taylor 12-58; Napoleon 2-3.

PASSING: Oklahoma State-Mike Gundy 12-18-2-161. West Virginia-Harris 2-7-1-54.

RECEIVING: Oklahoma State-Hart Lee Dykes 3-72; Thurman Thomas 3-20; J.R. Dillard 3-18; Ronnie Williams 1-19; Jarrod Green 1-16; Brien Keith 1-16. West Virginia-Bell 1-45; Winn 1-9.

INTERCEPTIONS: Oklahoma State-Jerry Deckard 1-3; Wade Weller 1-0. West Virginia-Warren 1-23; Wilson 1-0.

FUMBLES: Oklahoma State-None. West Virginia-Harris 1-0.

1988 HOLIDAY BOWL

DECEMBER 30, 1988 | SAN DIEGO, CALIF.


OKLAHOMA STATE

62

WYOMING

14

SAN DIEGO -- Touted as one of the great offensive showdowns of the '88 season, Oklahoma State and Wyoming found themselves in a 7-7 deadlock at the conclusion of the first quarter of the Sea World Holiday Bowl.



But one set of Cowboys, the group from Stillwater, forged a 17-7 lead at halftime and broke the contest wide open in the third quarter on their way to a 62-14 romp. OSU's high-powered offense was as explosive as ever, as the trio of Heisman winner Barry Sanders, All-American Hart Lee Dykes and Mike Gundy joined forces for the last time in front of a crowd of 60,718 at Jack Murphy Stadium.

Sanders rushed for 222 yards on 29 carries with five touchdowns -- all Holiday Bowl records. Dykes broke the Holiday Bowl record for reception yardage, as he caught 10 passes for 163 yards, including a 25-yard strike from Gundy in the fourth quarter. Gundy completed 20-of-24 passes for 315 yards and two touchdowns and caught a 17-yard pass from Sanders to set up another score.

Not only bowl records fell, though. Gundy's 315 yards through the air set a school record, and the Cowboys' 698 yards in total offense was the third-highest output in OSU history. OSU's defense proved to be the biggest surprise of the contest, however, as they allowed Wyoming only 33 yards rushing and 204 yards in total offense. Sim Drain, named the Defensive Player of the Game, had four tackles and two sacks and led the OSU defense to its lowest yardage allowance since 1986.

Score by Quarters	1	2	3	4	Score
Oklahoma State	7	10	28	17	62
Wyoming	7	0	7	0	14

SCORING PLAYS

1st - 10:13 - OSU - Sanders, 33 run (Blanchard kick)
 1st - 0:50 - WYO - Welniak, 4 run (Fleming kick)
 2nd - 1:29 - OSU - Sanders, 2 run (Blanchard kick)
 2nd - 0:01 - OSU - Blanchard, 3 FG
 3rd - 11:53 - OSU - Parker, 12 pass from Gundy (Blanchard kick)
 3rd - 8:31 - WYO - Welniak, 4 run (Fleming kick)
 3rd - 8:13 - OSU - Sanders, 67 run (Blanchard kick)
 3rd - 3:43 - OSU - Sanders, 1 run (Blanchard kick)
 3rd - 0:06 - OSU - Sanders, 10 run (Blanchard kick)
 4th - 12:58 - OSU - Blanchard, 19 FG
 4th - 6:58 - OSU - Dykes, 25 pass from Gundy (Blanchard kick)
 4th - 1:13 - OSU - C. Smith, 5 run (Blanchard kick)

	OSU	WYO
FIRST DOWNS	34	14
RUSHES-YARDS (NET)	51-320	30-33
PASSING YDS (NET)	378	171
Passes Att-Comp-Int	29-24-0	32-16-2
TOTAL OFFENSE PLAYS-YARDS	80-698	62-204
Fumble Returns-Yards	0-0	0-0
Punt Returns-Yards	4-20	0-0
Kickoff Returns-Yards	2-22	10-195
Interception Returns-Yards	2-13	0-0
Punts (Number-Avg)	0-0.0	6-37.2
Fumbles-Lost	1-1	1-0
Penalties-Yards	3-35	4-30
Possession Time	33:23	26:37
Third-Down Conversions	9 of 11	7 of 15
Fourth-Down Conversions	0 of 0	0 of 1
Sacks By: Number-Yards	7-35	0-0

RUSHING: Oklahoma State-Sanders, Barry 29-222; Gundy, Mike 6-38; Limbrick, Garrett 8-35; Brown, Vernon 3-12; Smith, Chris 1-5; Wilson, Cecil 2-5; Hudson, Gerald 2-3. Wyoming-Jones 2-19; Gunn 7-19; Bena 2-5; Gibson 2-minus 1; Welniak 15-minus 3; Dawson 2-minus 6.

PASSING: Oklahoma State-Gundy, Mike 20-24-0-315; Smith, Chris 3-3-0-46; Sanders, Barry 1-2-0-17. Wyoming-Welniak 15-30-2-164; Corontzos 1-1-0-7; Fresques 0-1-0-0.

RECEIVING: Oklahoma State-Dykes, Hart Lee 10-163; Sanders, Barry 2-36; Limbrick, Garrett 2-31; Parker, Brent 2-20; Green, Jarrod 2-7; Hudson, Gerald 1-42; Chaplin, Scott 1-17; Gundy, Mike 1-17; Brown, Vernon 1-16; Vice, Vance 1-16; Keith, Lee 1-13. Wyoming-Gibson 4-37; Dussett 3-31; Kilpatrick 3-26; Gilmore 2-30; Wood 2-10; Mack 1-24; Bena 1-13.

INTERCEPTIONS: Oklahoma State-Jones, Marcus 1-13; Gilliam, Melvin 1-0. Wyoming-None.

FUMBLES: Oklahoma State-Green, Jarrod 1-1. Wyoming-Dawson 1-0.

1997 ALAMO BOWL

DECEMBER 30, 1997 | SAN ANTONIO, TEXAS

PURDUE


33

OKLAHOMA STATE

20

SAN ANTONIO -- Oklahoma State earned its first postseason appearance since 1988 and a berth opposite Purdue in the Builders Square Alamo Bowl.

The Big 12 vs. Big 10 showdown was tight through three quarters before Purdue sprinted past the Cowboys by a 33-20 margin. More than 55,000 were in the Alamo Dome, including 30,000-plus Orange-clad Cowboys fans.



Oklahoma State drew first blood when Tim Sydnese connected on a 34-yard field goal with 5:31 left in the first quarter. The lead was short-lived, however, as Purdue scored on an 18-yard pass from Billy Dicken with 1:19 left in the initial quarter. Another Sydnese field goal brought OSU to within one, 7-6 before Purdue ended

the first-half scoring with a field goal of its own and a 10-6 halftime advantage.

The second half opened with the teams trading touchdowns. Purdue scored first at the 12:02 mark on a one-yard run by Dicken. OSU answered with a 21-yard run by Jamaal Fobbs and trailed by a 16-13 margin with nine minutes left in the third. Purdue put the game away with two straight touchdowns and a 37-yard field goal. The Boilermakers led 33-13 when R.W. McQuarters scored on a 17-yard pass from Tony Lindsay with 55 seconds to play to account for the final margin.

Score by Quarters	1	2	3	4	Score
Purdue	7	3	20	3	33
Oklahoma State	3	3	7	7	20

SCORING PLAYS

1st - 5:31 - OSU - Sydnese 34 FG
 1st - 1:19 - PUR - Alford 18 pass from Dicken (Ryan kick)
 2nd - 2:22 - OSU - Sydnese 33 FG
 2nd - 0:10 - PUR - Ryan 42 FG
 3rd - 12:02 - PUR - Dicken 1 run (kick failed)
 3rd - 9:01 - OSU - Fobbs 21 run (Sydnese kick)
 3rd - 7:34 - PUR - Sutherland 16 run (Ryan kick)
 3rd - 3:52 - PUR - Daniels 69 pass from Dicken (Ryan kick)
 4th - 9:12 - PUR - Ryan 37 FG
 4th - 0:55 - OSU - McQuarters 17 pass from Lindsay (Sydnese kick)

	PURDUE	OSU
FIRST DOWNS	20	24
RUSHES-YARDS (NET)	28-129	37-162
PASSING YDS (NET)	325	206
Passes Att-Comp-Int	36-18-3	35-17-3
TOTAL OFFENSE PLAYS-YARDS	64-454	72-368
Fumble Returns-Yards	0-0	0-0
Punt Returns-Yards	7-95	0-0
Kickoff Returns-Yards	0-0	4-67
Interception Returns-Yards	3-57	3-2
Punts (Number-Avg)	2-45.5	4-44.8
Fumbles-Lost	1-0	2-1
Penalties-Yards	9-81	8-70
Possession Time	25:35	34:25
Third-Down Conversions	6 of 11	5 of 14
Fourth-Down Conversions	0 of 1	1 of 1
Sacks By: Number-Yards	4-19	2-5

RUSHING: Purdue-Dicken 8-43; Watson 13-41; Sutherland 2-38; Haddad 3-9; Graham 1-0; Brees 1-minus 2. Oklahoma State-Fobbs, Jamaal 11-82; Lindsay, Tony 12-61; Aikins, Brian 2-17; Simmons, Nathan 10-11; Chaloupka, Chris 2-minus 9.

PASSING: Purdue-Dicken 18-34-3-325; Brees 0-1-0-0; Alford 0-1-0-0. Oklahoma State-Lindsay, Tony 9-18-2-111; Chaloupka, Chris 8-17-1-95.

RECEIVING: Purdue-Watson 5-102; Alford 4-61; Jones, I. 3-27; Blackman 2-33; Daniels 1-69; Tillman 1-13; Sutherland 1-12; Winston 1-8. Oklahoma State-Brown, Greg 4-52; McQuarters, RW 4-43; Love, Sean 3-35; Steggs, Garrett 2-30; Aikins, Brian 2-27; Fobbs, Jamaal 2-19.

INTERCEPTIONS: Purdue-Beasley 2-57; Bell 1-0. Oklahoma State-Wright, Kenyatta 1-2; McQuarters, RW 1-0; Williams, Kevin (DB) 1-0.

FUMBLES: Purdue-Sutherland 1-0. Oklahoma State-Lindsay, Tony 1-0; Love, Sean 1-1.



BOWL RECAPS

2002 HOUSTON BOWL

DECEMBER 27, 2002 | HOUSTON, TEXAS

SOUTHERN MISS	23
OKLAHOMA STATE	33

HOUSTON — Rashaun Woods put on another memorable show for Oklahoma State, catching nine passes for 164 yards and a touchdown in a 33-23 victory over Southern Mississippi in the Houston Bowl.

Woods earned Most Valuable Player and Offensive Player of the Game honors, helping the Cowboys complete a memorable season that included victories over Nebraska, Texas A&M and Oklahoma.

Tatum Bell ran for 160 yards on 13 carries, including a 22-yard score with 8:07 to play that gave Oklahoma State the lead for good. Luke Phillips kicked two of his four field goals in the decisive fourth quarter for the Cowboys (8-5).

Trailing 20-13 at the half, Southern Miss (7-6) took its only lead of the game on a 2-yard touchdown run by James Walley and a 30-yard field goal by Curt Jones, his third of the game, in the third quarter. The Cowboys pulled even on the first play of the fourth quarter on Phillips' 28-yard field goal.

Josh Fields threw for 310 yards, and his 33-yard pass to Billy Bajema set up Bell's go-ahead touchdown, which put Oklahoma State back in front 30-23. Following a punt by Southern Mississippi to the Oklahoma State 2, Bell broke off a career-long 88-yard gain to the Golden Eagles 10. Phillips kicked a 24-yarder with 5:15 to play. He also connected from 46 and 52 yards.

Woods highlighted Oklahoma State's first half with a 51-yard touchdown catch from Fields with 1:38 left in the second quarter. Woods was double-covered on the play, but Southern Mississippi defenders Greg Brooks and Antoine Cash collided, allowing Woods to sprint untouched into the end zone.

Score by Quarters	1	2	3	4	Score
Southern Miss	3	10	10	0	23
Oklahoma State	10	10	0	13	33

SCORING PLAYS

1st - 10:39 - OSU - Denard 3-yard pass from Fields (Phillips kick)
 1st - 7:50 - OSU - Phillips 46-yard field goal
 1st - 2:51 - USM - Jones 38-yard field goal
 2nd - 10:32 - USM - Almond 13-yard run (Jones kick)
 2nd - 8:05 - OSU - Phillips 52-yard field goal
 2nd - 2:29 - USM - Jones 24-yard field goal
 2nd - 1:38 - OSU - Woods 51-yard pass from Fields (Phillips kick)
 3rd - 11:50 - USM - Walley 2-yard run
 3rd - 4:13 - USM - Jones 30-yard field goal
 4th - 14:56 - OSU - Phillips 28-yard field goal
 4th - 8:07 - OSU - Bell 22-yard run (Luke Phillips kick)
 4th - 5:15 - OSU - Phillips 24-yard field goal

	USM	OSU
FIRST DOWNS	17	21
RUSHES-YARDS (NET)	43-148	33-194
PASSING YDS (NET)	173	310
Passes Att-Comp-Int	28-11-1	40-21-1
TOTAL OFFENSE PLAYS-YARDS	71-321	73-504
Fumble Returns-Yards	0-0	0-0
Punt Returns-Yards	3-55	5-32
Kickoff Returns-Yards	5-126	4-117
Interception Returns-Yards	1-0	1-7
Punts (Number-Avg)	7-44.1	4-41.5
Fumbles-Lost	1-0	1-1
Penalties-Yards	8-57	10-97
Possession Time	30:32	29:28
Third-Down Conversions	2 of 15	4 of 16
Fourth-Down Conversions	0 of 1	1 of 1
Sacks By: Number-Yards	2-17	4-18

RUSHING: Southern Miss-Walley, James 21-74; Almond, Dustin 17-54; Johnson, Chris 2-16; Harris, Anthony 2-6; TEAM 1-minus 2. Oklahoma State-Bell, Tatum 13-160; Shaw, Seymore 12-37; Fields, Josh 6-1; TEAM 2-minus 4.

PASSING: Southern Miss-Almond, Dustin 11-27-0-173; D'Angelo, Micky 0-1-1-0. Oklahoma State-Fields, Josh 21-40-1-310.

RECEIVING: Southern Miss-Johnson, Chris 5-67; Walley, James 2-45; Browden, Terrel 1-44; Young, Marvin 1-8; Garner, Bobby 1-5; Handy, LeRoy 1-4. Oklahoma State-Woods, Rashaun 9-164; Johnson, Charlie 3-47; Davis-Bryant, Terran 3-37; Lewis, John 2-19; Bajema, Billy 1-33; Lindsay, Gabe 1-8; Denard, Mike 1-3; Bell, Tatum 1-minus 1.

INTERCEPTIONS: Southern Miss-Brooks, Greg 1-0. Oklahoma State-Williams, Darrent 1-7.

FUMBLES: Southern Miss-Almond, Dustin 1-0. Oklahoma State-Fields, Josh 1-1.

2004 COTTON BOWL

JANUARY 2, 2004 | DALLAS, TEXAS

OKLAHOMA STATE	28
MISSISSIPPI	31

DALLAS -- Eli Manning threw for 259 yards and two touchdowns and ran for another score to lead No. 16 Mississippi to a 31-28 victory over No. 21 Oklahoma State in the Cotton Bowl on Friday.

Manning's 1-yard keeper in the fourth quarter capped a 97-yard drive, and completed a run of 24 straight points by Ole Miss (10-3), which finished with its first 10-win season since 1971. That was just enough to overcome the Cowboys (9-4).

Rashaun Woods caught a 17-yard TD pass to get Oklahoma State to 31-28 with 4:38 left, just four minutes after Vernand Morency's second touchdown run.

Woods set Cotton Bowl records with 11 catches for 223 yards. On the 72-yard drive that ended with Morency's second TD, he caught two passes for 63 yards, both on plays when cornerback Travis Johnson was called for pass interference and still couldn't prevent the catches.

Oklahoma State's Josh Fields set a Cotton Bowl record with 307 yards on 21-of-33 passing. The junior's touchdown gave him 55 in his career, breaking the school record set by offensive coordinator Mike Gundy (1986-89).

The appearance at the Cotton Bowl was the first for the Cowboys since Jan. 1, 1945 and it marked OSU's first January bowl game since Jan. 1, 1946 when the Cowboys won the Sugar Bowl.

Score by Quarters	1	2	3	4	Score
Oklahoma State	7	7	0	14	28
Mississippi	7	10	7	7	31

SCORING PLAYS

1st - 04:55 - MISS - Turner 16 yd pass from Manning (Nichols kick)
 1st - 01:17 - OSU - Morency, V. 4 yd run (Phillips, Luke kick)
 2nd - 11:30 - OSU - Bell, Tatum 3 yd run (Phillips, Luke kick)
 2nd - 08:14 - MISS - Espy 25 yd pass from Manning (Nichols kick)
 2nd - 00:15 - MISS - Nichols 33 yd field goal
 3rd - 07:35 - MISS - Turner 2 yd run (Nichols kick)
 4th - 12:32 - MISS - Eli Manning 1 yd run (Nichols kick)
 4th - 08:50 - OSU - Morency, V. 1 yd run (Phillips kick)
 4th - 04:38 - OSU - Woods 17 yd pass from Fields (Phillips kick)

	OSU	MISS
FIRST DOWNS	22	24
RUSHES-YARDS (NET)	37-110	37-190
PASSING YDS (NET)	307	259
Passes Att-Comp-Int	33-21-0	31-22-1
TOTAL OFFENSE PLAYS-YARDS	70-417	68-449
Fumble Returns-Yards	0-0	0-0
Punt Returns-Yards	1-15	1-21
Kickoff Returns-Yards	3-57	0-0
Interception Returns-Yards	1-4	0-0
Punts (Number-Avg)	3-37.7	3-38.0
Fumbles-Lost	1-0	1-0
Penalties-Yards	6-49	2-20
Possession Time	28:31	31:29
Third-Down Conversions	5 of 13	7 of 12
Fourth-Down Conversions	3 of 4	0 of 0
Red-Zone Scores-Chances	4-4	4-5
Sacks By: Number-Yards	0-0	3-15

RUSHING: Oklahoma State-Morency, V. 15-59; Bell, Tatum 14-46; Willis, Shawn 3-18; Rylant, Sky 1-4; Team 1-minus 2; Fields, Josh 3-minus 15. Mississippi-Tremaine Turner 20-133; Vashon Pearson 12-42; Brandon Jacobs 2-8; Rick Razzano 2-6; Eli Manning 1-1.

PASSING: Oklahoma State-Fields, Josh 21-33-0-307. Mississippi-Eli Manning 22-31-1-259.

RECEIVING: Oklahoma State-Woods, Rashaun 11-223; Woods, D'Juan 4-51; Bell, Tatum 2-14; Lindsay, Gabe 1-7; Bajema, Billy 1-7; Morency, V. 1-5; Willis, Shawn 1-0. Mississippi-Chris Collins 8-75; Kerry Johnson 3-53; Mike Espy 2-47; Lawrence Lilly 2-30; Tremaine Turner 2-19; Bill Flowers 2-11; Vashon Pearson 1-9; L. Townsend 1-8; Taye Biddle 1-7.

INTERCEPTIONS: Oklahoma State-Holland, Jon 1-4. Mississippi-None.

FUMBLES: Oklahoma State-Bell, Tatum 1-0. Mississippi-Tremaine Turner 1-0.

2004 ALAMO BOWL

DECEMBER 29, 2004 | SAN ANTONIO, TEXAS

OHIO STATE	33
OKLAHOMA STATE	7



SAN ANTONIO — Justin Zwick, replacing the suspended Troy Smith, threw for 189 yards and a touchdown, and Ted Ginn Jr. and Lydell Ross each scored, leading No. 24 Ohio State to a 33-7 win over Oklahoma State in the 12th annual Alamo Bowl.

Zwick, who lost the starting job to Smith after hurting his shoulder in the sixth game, completed 17 of 27 passes despite a mild hamstring pull.

Ross rushed for 99 yards on 12 carries, and Mike Nugent kicked four field goals for the Buckeyes (8-4) to become the school's career scoring leader.

The Buckeyes took advantage of two early turnovers, and never let the Cowboys (7-5) get anything going offensively.

Oklahoma State quarterback Donovan Woods completed 15 of 34 passes for 137 yards and rushed for another 80 yards. Vernand Morency, one of the nation's top rushers this season, was limited to 24 yards on eight carries.



OSU BOWL RECAPS

On the first series, Woods underthrew receiver Chijuan Mack and the pass was picked off by Ohio State linebacker Bobby Carpenter. Three plays later, Zwick hit a diving Anthony Gonzalez with a 23-yard touchdown pass.

After a 37-yard field goal by Nugent, the Cowboys were driving when Woods lost his grip on the ball near midfield while trying to run up the middle. Defensive lineman Joel Penton recovered and Nugent capped the drive with a 35-yard field goal to give Ohio State a 13-0 lead with nearly six minutes remaining in the first quarter.

Score by Quarters	1	2	3	4	Score
Oklahoma State	0	0	0	7	7
Ohio State	13	10	7	3	33

SCORING PLAYS

1st - 12:02 - OHIOST - Gonzalez 23 yd pass from Zwick (Nugent kick)
 1st - 09:53 - OHIOST - Nugent 37 yd field goal
 1st - 05:55 - OHIOST - Nugent 35 yd field goal
 2nd - 10:26 - OHIOST - Ross 1 yd run (Nugent kick)
 2nd - 04:19 - OHIOST - Nugent 41 yd field goal
 3rd - 08:13 - OHIOST - Ginn 5 yd run (Nugent kick)
 4th - 10:44 - OHIOST - Nugent 36 yd field goal
 4th - 07:29 - OSU - Willis 4 yd run (Ricks kick)

	OSU	OHIOST
FIRST DOWNS	15	19
RUSHES-YARDS (NET)	30-149	42-214
PASSING YDS (NET)	137	189
Passes Att-Comp-Int	35-15-1	27-17-0
TOTAL OFFENSE PLAYS-YARDS	65-286	69-403
Fumble Returns-Yards	0-0	0-0
Punt Returns-Yards	2-1	3-17
Kickoff Returns-Yards	1-15	1-26
Interception Returns-Yards	0-0	1-9
Punts (Number-Avg)	7-41.9	4-42.2
Fumbles-Lost	1-1	1-1
Penalties-Yards	6-45	2-25
Possession Time	25:09	34:51
Third-Down Conversions	4 of 15	7 of 15
Fourth-Down Conversions	1 of 2	0 of 0
Red-Zone Scores-Chances	1-2	5-5
Sacks By: Number-Yards	0-0	1-4

RUSHING: Oklahoma State-Woods, Donovan 12-72; Elliott, P. 3-39; Morency, V. 8-20; Willis, Shawn 2-7; Shaw, Seymour 2-6; Jones, Greg 2-5; Wohlgemuth, J. 1-0. Ohio State-Ross, Lydell 12-99; Joe, Brandon 13-57; Ginn Jr., Ted 8-40; Hall, Maurice 4-9; DeMaria, M. 2-4; Pittman, A. 2-3; Parker, Roshawn 1-2.

PASSING: Oklahoma State-Woods, Donovan 15-34-1-137; Pena, Al 0-1-0-0. Ohio State-Zwick, Justin 17-27-0-189.

RECEIVING: Oklahoma State-Woods, D'Juan 4-40; Frazier, Luke 3-24; Bajema, Billy 2-29; Elliott, P. 2-9; Mack, Chijuan 1-19; Willis, Shawn 1-9; Johnson, C. 1-6; Jones, Greg 1-1. Ohio State-Ginn Jr., Ted 6-78; Holmes, S. 5-47; Nicol, Rory 2-11; Gonzalez, A. 1-23; Schnittker, B. 1-14; Childress, Bam 1-12; Hamby, Ryan 1-4.

INTERCEPTIONS: Oklahoma State-None. Ohio State-Carpenter, B. 1-9.

FUMBLES: Oklahoma State-Woods, Donovan 1-1. Ohio State Joe, Brandon 1-1.

2006 INDEPENDENCE BOWL

DECEMBER 28, 2006 | SHREVEPORT, LA.

OKLAHOMA STATE	34
ALABAMA	31

SHREVEPORT, La. — Oklahoma State's dominating performance was jeopardized by a couple of late mistakes, but OSU still rallied past Alabama for its first bowl win since the 2002 season.

Jason Ricks kicked a 27-yard field goal with 8.9 seconds remaining to give Oklahoma State a 34-31 victory over the Crimson Tide. Dantrell Savage ran for 112 yards and a touchdown and made the key play on the winning drive as he took a screen pass from Bobby Reid for 26 yards on third-and-9 to the Alabama 15 to put Ricks in prime position.

Alabama tried to ice Ricks with three timeouts, but the sophomore sent the kick through the uprights.

OSU - ranked 16th nationally in total offense - outgained Alabama, 419-276. The Cowboys rushed for 207 yards compared to 108 yards for the Tide. The Cowboys scooped up an Alabama fumble on the Tide's 38-yard line to set up the opening score. Savage ran the final yard to cap a 38-yard drive and make it 7-0 Oklahoma State.

Alabama tied it on an 18-yard touchdown pass from Wilson to Matt Caddell with 3:32 remaining in the first quarter, but OSU went ahead 14-7 on Toston's 4-yard run. The Cowboys stretched their lead to 17-7 on a 28-yard field goal by Ricks. Alabama cut the margin to 17-14 on a 1-yard run by fullback Tim Castille but was unable to stop the Cowboys final drive of the half. Oklahoma State took it 64 yards, capped by a 7-yard run by Toston for a 24-14 lead at the half.

In the third quarter Jamie Christensen kicked a 24 yard field goal to pull Alabama three points closer before Reid hit Adarius Bowman for a 10-yard score to give Oklahoma State a 14 point lead at 31-17. Keith Toston became the first Cowboy true freshman to run for two touchdowns in a bowl game.

Score by Quarters	1	2	3	4	Score
Oklahoma State	7	17	0	10	34
Alabama	7	7	3	14	31

SCORING PLAYS

1st - 09:46 - OSU - Savage 1 yd run (Ricks kick)
 1st - 03:32 - ALA - Caddell 18 yd pass from Wilson (Christensen kick)
 2nd - 11:12 - OSU - Toston 4 yd run (Ricks kick)
 2nd - 06:45 - OSU - Ricks 28 yd field goal
 2nd - 02:30 - ALA - Castille 1 yd run (Christensen kick)
 2nd - 00:41 - OSU - Toston 7 yd run (Ricks kick)
 3rd - 08:39 - ALA - Christensen 24 yd field goal
 4th - 14:02 - OSU - Bowman 10 yd pass from Reid (Ricks kick)
 4th - 10:50 - ALA - Arenas 86 yd punt return (Christensen kick)
 4th - 08:41 - ALA - Smith 2 yd run (Christensen kick)
 4th - 00:08 - OSU - Ricks 27 yd field goal

	OSU	ALA
FIRST DOWNS	23	18
RUSHES-YARDS (NET)	41-207	34-108
PASSING YDS (NET)	212	168
Passes Att-Comp-Int	30-15-1	33-18-1
TOTAL OFFENSE PLAYS-YARDS	71-419	67-276
Fumble Returns-Yards	0-0	0-0
Punt Returns-Yards	3-0	1-86
Kickoff Returns-Yards	6-116	2-5



Interception Returns-Yards	1-4	1-0
Punts (Number-Avg)	5-35.0	5-36.6
Fumbles-Lost	3-1	3-2
Penalties-Yards	9-77	8-45
Possession Time	28:09	31:51
Third-Down Conversions	5 of 13	9 of 16
Fourth-Down Conversions	2 of 2	0 of 0
Red-Zone Scores-Chances	6-6	4-4
Sacks By: Number-Yards	2-8	1-6

RUSHING: Oklahoma State-Savage, Dantrell 19-112; Toston, Keith 9-58; Reid, Bobby 10-34; Robinson, Zac 1-5; Crosslin, Julius 1-0; TEAM 1-minus 2. Alabama-Jimmy Johns 7-39; Kenneth Darby 10-15; Le'Ron McClain 1-11; Wilson 6-10; Matt Caddell 1-10; Tim Castille 6-9; Keith Brown 1-6; DJ Hall 1-6; Andre Smith 1-2.

PASSING: Oklahoma State-Reid, Bobby 15-29-1-212; Newton, Seth 0-1-0-0. Alabama-Wilson 18-33-1-168.

RECEIVING: Oklahoma State-Pettigrew, Brandon 4-65; Bowman, Adarius 3-50; Savage, Dantrell 3-41; Woods, D'Juan 3-26; Waller, Justin 1-22; Toston, Keith 1-8. Alabama-DJ Hall 5-42; Kenneth Darby 4-30; Matt Caddell 3-33; Nikita Stover 1-17; Tim Castille 1-17; Le'Ron McClain 1-9; Keith Brown 1-7; Travis McCall 1-7; Will Oakley 1-6.

INTERCEPTIONS: Oklahoma State-Woods, Donovan 1-4. Alabama-Simeon Castille 1-0.

FUMBLES: Oklahoma State-Reid, Bobby 1-0; Jones, Grant 1-1; Woods, Artrrel 1-0. Alabama-Wilson 1-0; Kenneth Darby 1-1; B. Kilpatrick 1-1.

2007 INSIGHT BOWL

DECEMBER 31, 2007 | TEMPE, AZ

INDIANA	33
OKLAHOMA STATE	49

TEMPE -- In a season of full of offensive superlatives, even Oklahoma State fans had to be impressed by the juggernaut the Cowboys put on the field in the Insight Bowl.

OSU scored touchdowns on its first five offensive possessions and generated 322 yards of offense in the first half on its way to a 49-33 victory over Indiana in the Cowboys' second bowl win in two seasons.

Zac Robinson, offensive MVP, ran for 70 yards and passed for 302 in one of the top total offense outputs in Oklahoma State history. Freshman Dez Bryant had 117 receiving yards and two touchdowns in the win.

The Cowboys gouged the Hoosiers with five scoring drives, all less than four minutes in length, to take complete control of the game in the first half.

Score by Quarters	1	2	3	4	Score
Indiana	3	7	7	16	33
Oklahoma State	21	14	7	7	49

SCORING PLAYS

1st - 10:41 - IU - Starr, Austin 43 yd field goal
 1st - 08:18 - OSU - Savage, Dantrell 3 yd run (Bailey, Dan kick)
 1st - 04:38 - OSU - Bryant 24 yd pass from Robinson (Bailey kick)
 1st - 01:41 - OSU - Robinson, Zac 7 yd run (Bailey, Dan kick)
 2nd - 10:11 - OSU - Bowman 14 yd pass from Robinson (Bailey kick)
 2nd - 05:35 - IU - Thigpen 4 yd pass from Lewis (Starr kick)
 2nd - 02:18 - OSU - Robinson, Zac 1 yd run (Bailey, Dan kick)



OSU BOWL RECAPS

3rd - 10:29 - IU - Lewis, Kellen 1 yd run (Starr, Austin kick)
 3rd - 06:16 - OSU - Bryant 11 yd pass from Robinson (Bailey kick)
 4th - 07:02 - IU - Sears, Josiah 5 yd run (Starr, Austin kick)
 4th - 03:08 - IU - Starr, Austin 37 yd field goal
 4th - 00:50 - OSU - Crosslin, Julius 1 yd run (Bailey, Dan kick)
 4th - 00:01 - IU - Bailey 30 yd pass from Lewis (Lewis pass failed)

	IU	OSU
FIRST DOWNS	21	29
RUSHES-YARDS (NET)	33-179	49-211
PASSING YDS (NET)	220	302
Passes Att-Comp-Int	44-23-0	34-24-1
TOTAL OFFENSE PLAYS-YARDS	77-399	83-513
Fumble Returns-Yards	0-0	0-0
Punt Returns-Yards	0-0	2-15
Kickoff Returns-Yards	6-107	6-103
Interception Returns-Yards	1-0	0-0
Punts (Number-Avg)	5-36.4	3-35.3
Fumbles-Lost	0-0	3-1
Penalties-Yards	10-80	10-103
Possession Time	28:08	31:52
Third-Down Conversions	7 of 16	7 of 13
Fourth-Down Conversions	1 of 2	2 of 2
Red-Zone Scores-Chances	4-4	7-7
Sacks By: Number-Yards	0-0	1-10

RUSHING: IU-Lewis, Kellen 10-83; Thigpen, Marcus 11-56; Payton, Bryan 8-43; Sears, Josiah 1-5; TEAM 1-minus 2; Fisher, Ray 2-minus 6. Oklahoma State-Savage, Dantrell 23-100; Robinson, Zac 15-70; Hunter, Kendall 8-33; Bryant, Dez 1-7; Crosslin, Julius 2-1.

PASSING: IU-Lewis, Kellen 22-43-0-204; Means, Andrew 1-1-0-16. Oklahoma State-Robinson, Zac 24-34-1-302.

RECEIVING: IU-Hardy, James 5-50; Means, Andrew 5-41; Bailey, James 3-70; Fisher, Ray 3-20; Thigpen, Marcus 2-4; Payton, Bryan 2-3; Lewis, Kellen 1-16; Starr, Austin 1-9; Sexton, Nick 1-7. Oklahoma State-Bryant, Dez 9-117; Bowman, Adarius 6-74; Pettigrew, Brandon 3-39; Newton, Seth 2-24; Savage, Dantrell 2-1; Hunter, Kendall 1-24; Waller, Justin 1-23.

INTERCEPTIONS: IU-Polk, Nick 1-0. Oklahoma State-None.

FUMBLES: IU-None. Oklahoma State-Bryant, Dez 1-0; Bowman, Adarius 1-1; Robinson, Zac 1-0.

2008 HOLIDAY BOWL

DECEMBER 30, 2008 | SAN DIEGO, CALIF.


OKLAHOMA STATE

31

OREGON

42

SAN DIEGO, Calif. - Oklahoma State quarterback Zac Robinson passed for a Cowboy bowl-record 329 yards despite playing most of the second half with a separated throwing shoulder and receiver Dez Bryant set a new Holiday Bowl record with 13 receptions for 167 yards and a touchdown despite badly injuring his left ankle in the second quarter, but it was not enough to push the Cowboys to victory over No. 15 Oregon, who won the 2008 Pacific Life Holiday Bowl, 42-31.



Behind Robinson and Bryant, the Cowboys raced out to a 17-7 lead after the first quarter, but the game changed when Bryant went down with his injury in the second. Neither team was able to muster any points in the second quarter, but a 91-yard kick return by Oregon's Walter Thurmond to open the second half led to a 1-yard touchdown run by Duck quarterback Jeremiah Masoli. Oregon took the lead later in the quarter after Masoli struck with a 41-yard touchdown run.

Playing with a debilitating shoulder injury for most of the third quarter and the entire fourth quarter, Robinson was gutsy in bringing the Cowboys back for two more touchdown drives, but the Oregon defense made the stops it needed down the stretch to seal the Duck victory.

Oregon was clearly the more physical team on both sides of the ball, with running back Jeremiah Johnson (119 rushing yards) and Masoli (106 rushing yards) both going crossing the century mark in the game.

Playing after having his knee scoped after the regular-season finale vs. Oklahoma, Cowboy running back Kendall Hunter was clearly not himself with 13 carries for only 37 yards. He did punch in a pair of touchdowns from three yards and four yards, respectively.

Score by Quarters	1	2	3	4	Score
Oklahoma State	17	0	7	7	31
Oregon	7	0	21	14	42

SCORING PLAYS

1st - 10:54 - OSU - Bailey, Dan 45 yd field goal
 1st - 04:09 - OSU - Bryant 33 yd pass from Robinson (Bailey kick)
 1st - 03:51 - ORE - Johnson, J. 76 yd run (Flint, Morgan kick)
 1st - 01:03 - OSU - Hunter, Kendall 3 yd run (Bailey, Dan kick)
 3rd - 14:15 - ORE - Masoli, J. 1 yd run (Flint, Morgan kick)
 3rd - 08:02 - ORE - Masoli, J. 41 yd run (Flint, Morgan kick)
 3rd - 05:08 - OSU - Hunter, Kendall 4 yd run (Bailey, Dan kick)
 3rd - 00:21 - ORE - Masoli, J. 17 yd run (Flint, Morgan kick)
 4th - 12:13 - OSU - Robinson, Zac 1 yd run (Bailey, Dan kick)
 4th - 10:26 - ORE - Williams 20 yd pass from Masoli (Flint kick)
 4th - 03:01 - ORE - Blount, L. 29 yd run (Flint, Morgan kick)

	OSU	ORE
FIRST DOWNS	27	22
RUSHES-YARDS (NET)	37-119	40-307
PASSING YDS (NET)	350	258
Passes Att-Comp-Int	51-28-2	32-18-1
TOTAL OFFENSE PLAYS-YARDS	88-469	72-565
Fumble Returns-Yards	1-4	0-0
Punt Returns-Yards	0-0	3-34
Kickoff Returns-Yards	6-107	6-201
Interception Returns-Yards	1-0	2-39
Punts (Number-Avg)	5-35.6	2-33.0
Fumbles-Lost	0-0	2-1
Penalties-Yards	5-41	3-35
Possession Time	36:26	23:34
Third-Down Conversions	4 of 15	6 of 13
Fourth-Down Conversions	1 of 3	1 of 3
Red-Zone Scores-Chances	3-4	3-5
Sacks By: Number-Yards	2-19	2-8

RUSHING: Oklahoma State-Robinson, Zac 16-54; Hunter, Kendall 13-37; Toston, Keith 8-28. ORE-Johnson, J. 12-119; Masoli, J. 16-106; Blount, L. 7-74; Holland, Jamere 1-8; Crenshaw, Andre 1-3; Scott, Terence 1-2; TEAM 1-minus 1; Maehl, Jeff 1-minus 4.

PASSING: Oklahoma State-Robinson, Zac 27-50-2-329; Bowling, Bo 1-1-0-21. ORE-Masoli, J. 18-32-1-258.

RECEIVING: Oklahoma State-Bryant, Dez 13-167; Pettigrew, Brandon 6-51; Davis, Damian 3-66; Hunter, Kendall 2-12; Toston, Keith 2-5; Bowling, Bo 1-28; Robinson, Zac 1-21. ORE-Scott, Terence 8-125; Williams, J. 3-52; Holland, Jamere 2-45; Dickson, Ed 2-29; Maehl, Jeff 2-1; Johnson, J. 1-6.

INTERCEPTIONS: Oklahoma State-Cox, Perrish 1-0. ORE-Byrd, Jaius 1-39; Thurmond, W. 1-0.

FUMBLES: Oklahoma State-None. ORE-Maehl, Jeff 1-1; Thurmond, W. 1-0.

2010 COTTON BOWL

JANUARY 2, 2010 | ARLINGTON, TEXAS


OKLAHOMA STATE

7

OLE MISS

21

ARLINGTON, Texas - In a game dominated by defense from the start, Mississippi was a 21-7 winner over Oklahoma State in the 2010 Cotton Bowl Classic. It was the first Cotton Bowl game played at the brand-new Cowboys Stadium in Arlington, Texas.



Oklahoma State's defense recorded a goal-line stand and forced five turnovers (four interceptions and one fumble recovery), but it was not enough to overcome OSU's seven turnovers.

Senior linebacker Andre Sexton earned the game's defensive most valuable player honor by bagging 10 tackles, one tackle for loss and two interceptions. Seniors Lucien Antoine and Terrance Anderson also added interceptions and defensive end Jeremiah Price recovered a fumble.

While the defense played well enough to win on most days, the OSU offense had trouble solving Ole Miss's defense. The Cowboys went three-and-out on each of their first five drives and finished the game with only nine first downs.

OSU's lone score came on a one-yard pass from running back Keith Toston to tight end Wilson Youman in the third quarter that tied the game at 7-7.

It was all Rebels from that point, however, as the Rebels scored two fourth-quarter touchdowns and forced Cowboy turnovers on each of OSU's six possessions in the final stanza to derail the Cowboys' comeback hopes.

Score by Quarters	1	2	3	4	Score
Oklahoma State	0	0	7	0	7
Ole Miss	0	7	0	14	21

SCORING PLAYS

2nd - 11:19 - MISS - McCluster, D. 86 yd run (Shene, Joshua kick)
 3rd - 07:13 - OSU - Youman 1 yd pass from Toston (Bailey kick)
 4th - 04:03 - MISS - McCluster, D. 2 yd run (Shene, Joshua kick)
 4th - 03:12 - MISS - Trahan 34 yd fumble recovery (Shene kick)

	OSU	MISS
FIRST DOWNS	9	20
RUSHES-YARDS (NET)	28-140	50-193
PASSING YDS (NET)	119	171
Passes Att-Comp-Int	32-14-4	30-15-4
TOTAL OFFENSE PLAYS-YARDS	60-259	80-364
Fumble Returns-Yards	0-0	1-34
Punt Returns-Yards	1-19	4-106
Kickoff Returns-Yards	3-61	1-4
Interception Returns-Yards	4-37	4-11
Punts (Number-Avg)	8-50.2	5-47.0
Fumbles-Lost	5-3	2-1
Penalties-Yards	6-62	10-82
Possession Time	25:23	34:37
Third-Down Conversions	2 of 13	9 of 19
Fourth-Down Conversions	0 of 2	0 of 1
Red-Zone Scores-Chances	1-3	1-4
Sacks By: Number-Yards	3-22	1-8

RUSHING: Oklahoma State-Hunter, Kendall 9-94; Toston, Keith 10-41; Robinson, Zac 8-9; TEAM 1-minus 4. Ole Miss-McCluster, D. 34-184; Davis, Enrique 3-11; Scott, Rodney 1-9; Grandy, Jesse 2-5; Powe, Jerrell 2-0; Stanley, Nathan 2-0; Team 1-minus 6; Snead, Jevan 5-minus 10.

OSU BOWL RECAPS

PASSING: Oklahoma State-Robinson, Zac 13-31-4-118; Toston, Keith 1-1-0-1. Ole Miss-Snead, Jevan 13-23-3-168; Stanley, Nathan 2-7-1-3.

RECEIVING: Oklahoma State-Blackmon, Justin 4-45; Cooper, Josh 3-35; Hunter, Kendall 2-6; Anyiam, Hubert 1-16; Horton, Justin 1-8; Toston, Keith 1-5; Johnson, Beau 1-3; Youman, Wilson 1-1. Ole Miss-Hodge, Shay 7-112; McCluster, D. 5-45; Grandy, Jesse 2-6; Breaux, Lionel 1-8.

INTERCEPTIONS: Oklahoma State-Sexton, Andre 2-11; Antoine, Lucien 1-26; Anderson, Terrance 1-0. Ole Miss-Lewis, Kendrick 2-6; Trahan, Patrick 1-4; Ingram, Fon 1-1.


FUMBLES: Oklahoma State-Robinson, Zac 3-2; TEAM 1-0; Anyiam, Hubert 1-1. Ole Miss-Team 1-0; Snead, Jevan 1-1.

2010 ALAMO BOWL

DECEMBER 29, 2010 | SAN ANTONIO, TEXAS

OKLAHOMA STATE	36
ARIZONA	10

SAN ANTONIO - Oklahoma State capped its magical 2010 season with a 36-10 win over Arizona at the Alamo Bowl. With the victory over the Wildcats, OSU put the finishing touches on the first 11-win season in school history.



Cowboy receiver Justin Blackmon earned Alamo Bowl Offensive MVP honors after making nine catches for 117 yards and two touchdowns and safety Markelle Martin was the Defensive MVP of the game with a 62-yard interception for a score to go with four tackles and two pass breakups.

While the Oklahoma State offense - ranked No. 1 in the nation in total offense - got all the headlines and attention going into the game, it was the Cowboy defense that carried the day. OSU held the potent Arizona attack 20 points and 75 yards below its season averages. Additionally, the Cowboys forced four Wildcat turnovers and limited Arizona to 90 yards rushing.

In addition to Martin's Defensive MVP performance, OSU linebacker Orie Lemon finished with 14 tackles in helping lead a Cowboy defense that held Arizona to 10 points in the contest - the fewest points OSU had allowed in a bowl game since BYU mustered only six points against the Cowboys in the 1974 Fiesta Bowl.

The Pokes jumped on the Wildcats early and held a 23-7 lead at the 12:33 mark of the second quarter. Arizona never threatened Oklahoma State as the Cowboys tacked on another touchdown and two more field goals in the second half.

Score by Quarters	1	2	3	4	Score
Oklahoma State	17	6	10	3	36
Arizona	7	0	3	0	10

Scoring Plays

1st - 10:55 - OSU - Smith, Jeremy 6 yd run (Bailey, Dan kick)
 1st - 08:46 - OSU - Blackmon 71 yd pass from Weeden (Bailey kick)
 1st - 05:41 - ARIZ - Criner 5 yd pass from Foles (Zendejas, kick)
 1st - 00:06 - OSU - Bailey, Dan 40 yd field goal
 2nd - 12:33 - OSU - Martin 62 yd INT return (Bailey kick failed)
 3rd - 09:01 - ARIZ - Zendejas, A. 42 yd field goal
 3rd - 05:16 - OSU - Blackmon 3 yd pass from Weeden (Bailey kick)
 3rd - 03:20 - OSU - Bailey, Dan 50 yd field goal
 4th - 05:53 - OSU - Bailey, Dan 44 yd field goal

	OSU	ARIZ
FIRST DOWNS	17	25
RUSHES-YARDS (NET)	20-72	38-90
PASSING YDS (NET)	240	280
Passes Att-Comp-Int	41-25-0	50-32-3
TOTAL OFFENSE PLAYS-YARDS	61-312	88-370
Fumble Returns-Yards	0-0	0-0
Punt Returns-Yards	1-6	2-5
Kickoff Returns-Yards	3-76	6-180
Interception Returns-Yards	3-63	0-0
Punts (Number-Avg)	5-39.0	2-38.0
Fumbles-Lost	0-0	1-1
Penalties-Yards	6-66	8-65
Possession Time	22:29	37:31
Third-Down Conversions	4 of 13	9 of 21
Fourth-Down Conversions	0 of 1	2 of 4
Red-Zone Scores-Chances	2-2	1-3
Sacks By: Number-Yards	5-27	0-0

RUSHING: Oklahoma State-Hunter, Kendall 10-32; Smith, Jeremy 5-16; Cooper, Josh 1-15; Bowling, Bo 1-9; Randle, Joseph 2-2; TEAM 1-minus 2. Arizona-Grigsby, N. 16-59; Nwoko, G. 11-36; Antolin, K. 1-1; Criner, J. 1-1; Foles, N. 9-minus 7.

PASSING: Oklahoma State-Weeden, Brandon 25-41-0-240. Arizona-Foles, N. 32-50-3-280.

RECEIVING: Oklahoma State-Blackmon, Justin 9-117; Cooper, Josh 7-53; Bowling, Bo 3-35; Randle, Joseph 2-28; Moore, Tracy 2-13; Smith, Jeremy 1-minus 1; Hunter, Kendall 1-minus 5. Arizona-Criner, J. 9-47; Douglas, D. 6-91; Morrison, R. 6-66; Grigsby, N. 4-26; Roberts, D. 2-19; Nwoko, G. 2-11; Miller, T. 2-5; Cobb, T. 1-15.

INTERCEPTIONS: Oklahoma State-Martin, Markelle 1-62; Thomas, James 1-1; Thomas, Johnny 1-0. Arizona-None.

FUMBLES: Oklahoma State-None. Arizona-Wright, W. 1-1.

2012 FIESTA BOWL


JANUARY 2, 2012 | GLENDALE, ARIZ.

STANFORD	38
OKLAHOMA STATE	41

GLENDALE, Ariz. - In a thrilling end to the 2011 season, No. 3 Oklahoma State was a 41-38 overtime winner over No. 4 Stanford in the Fiesta Bowl.

The Cowboys never led in the game until the deciding 22-yard field goal from Quinn Sharp split the upstarts in overtime, but they continually answered scoring drives from the potent Cardinal offense headlined by a two-time Heisman runner-up in quarterback Andrew Luck to stay within striking range.

Receiver Justin Blackmon earned offensive MVP honors after making nine catches for 186 yards and a Fiesta Bowl-record three touchdown receptions. Perhaps his most important catch of the game was not a touchdown, but rather a 21-yard catch on fourth and three late in the game that set up the game-tying touchdown run by Joseph Randle that sent the game into overtime.



The Pokes held Stanford off the scoreboard on its final possession of regulation when Cardinal kicker Jordan Williamson hooked a 35-yard field goal attempt wide left with no time on the clock. Williamson missed from 43 yards out in overtime to set up OSU's winning drive.

Cowboy quarterback Brandon Weeden connected with one-time walk-on Colton Chelf for a 24-yard reception on the second play of OSU's overtime possession and when the officials signaled a touchdown, the Cowboy bench erupted with a mass of bodies spilling onto the field. The call was eventually reversed, sending everyone back to the sideline. Weeden then took a knee in the middle of the field to set up Sharp's game winner.

Score by Quarters	1	2	3	4	OT	Score
Stanford	7	14	7	10	0	38
Oklahoma State	0	21	3	14	3	41

Scoring Summary

1st - 04:16 - STAN - Montgomery 53 yd pass from Luck (Williamson kick)
 2nd - 10:21 - STAN - Stewart 24 yd run (Williamson kick)
 2nd - 08:50 - OSU - Blackmon 43 yd pass from Weeden (Sharp, kick)
 2nd - 06:19 - OSU - Blackmon 67 yd pass from Weeden (Sharp, kick)
 2nd - 02:25 - STAN - Taylor 4 yd run (Williamson kick)
 2nd - 00:27 - OSU - Weeden 2 yd run (Sharp kick)
 3rd - 08:22 - STAN - Ertz 16 yd pass from Luck (Williamson kick)
 3rd - 05:21 - OSU - Sharp, Quinn 19 yd field goal
 4th - 14:16 - STAN - Williamson, J 30 yd field goal
 4th - 11:53 - OSU - Blackmon 17 yd pass from Weeden (Sharp kick)
 4th - 04:34 - STAN - Taylor 1 yd run (Williamson kick)
 4th - 02:35 - OSU - Randle, Joseph 4 yd run (Sharp, Quinn kick)
 OT - 00:00 - OSU - Sharp, Quinn 22 yd field goal

	STAN	OSU
FIRST DOWNS	27	15
RUSHES-YARDS (NET)	50-243	14-13
PASSING YDS (NET)	347	399
Passes Att-Comp-Int	31-27-1	43-30-1
TOTAL OFFENSE PLAYS-YARDS	81-590	57-412
Fumble Returns-Yards	0-0	0-0
Punt Returns-Yards	2-26	2-14
Kickoff Returns-Yards	2-48	6-171
Interception Returns-Yards	1-0	1-0
Punts (Number-Avg)	2-41.5	5-43.4
Fumbles-Lost	2-1	0-0
Penalties-Yards	6-35	1-5
Possession Time	41:47	18:13
Third-Down Conversions	8 of 14	4 of 12
Fourth-Down Conversions	0 of 0	2 of 2
Red-Zone Scores-Chances	4-5	5-5
Sacks By: Number-Yards	1-9	2-14

RUSHING: Stanford-Taylor, S 35-177; Stewart, J 3-65; Gaffney, T 4-4; Meinken, G 2-2; TEAM 1-minus 1; Wilkerson, A 1-minus 1; Luck, A 4-minus 3. Oklahoma State-Randle, Joseph 10-23; Smith, Jeremy 1-1; TEAM 1-minus 4; Weeden, Brandon 2-minus 7.

PASSING: Stanford-Luck, A 27-31-1-347. Oklahoma State-Weeden, Brandon 30-43-1-399.

RECEIVING: Stanford-Montgomery, T 7-120; Whalen, G 7-85; Ertz, Z 4-38; Taylor, S 3-21; Fleener, C 2-19; Stewart, J 1-25; Toilolo, L 1-18; Gaffney, T 1-16; Hewitt, R 1-5. Oklahoma State-Blackmon, J. 9-186; Cooper, Josh 7-55; Chelf, Colton 5-97; Randle, Joseph 5-28; Anderson, I. 2-10; Harrison, M. 1-16; Smith, Jeremy 1-7.

INTERCEPTIONS: Stanford-Brown, T 1-0. Oklahoma State-Gilbert, Justin 1-0.

FUMBLES: Stanford-Meinken, G 1-1; Montgomery, T 1-0. Oklahoma State-None.

OSU BOWL RECAPS

2013 HEART OF DALLAS BOWL

JANUARY 1, 2013 | DALLAS, TEXAS

PURDUE	14
OKLAHOMA STATE	58

DALLAS, Texas - Oklahoma State secured its third consecutive post-season victory when it steamrolled to a 58-14 win over Purdue in the Heart of Dallas Bowl played at Cotton Bowl Stadium.

The most popular storyline entering the game was the question of if the Cowboys, who tied for third in the Big 12, would be motivated to face a Purdue squad that needed wins in each of its final three regular-season games just to secure bowl eligibility. OSU answered that question emphatically by jumping out to a 45-0 lead before finally surrendering a Boilermaker touchdown late in the third quarter.

Another primary question entering the contest was if the Cowboy offense could operate smoothly without coordinator and playcaller Todd Monken, who left the team to take the head coaching position at Southern Miss after the regular season ended. With head coach Mike Gundy stepping in to call plays, OSU answered the doubters by registering the most lopsided margin of victory in any game during the 2012 bowl season.


The Cowboy offense had little trouble putting points on the board, thanks largely to the OSU defense snatching a season-high five turnovers in the contest and regularly setting the offense up with favorable field position.

Score by Quarters	1	2	3	4	Score
Purdue	0	0	7	7	14
Oklahoma State	14	14	17	13	58

Scoring Summary

1st - 08:02 - OSU - Moore, C. 4 yd pass from Chelf (Sharp kick)
 1st - 06:43 - OSU - Jackson 7 yd pass from Chelf (Sharp kick)
 2nd - 14:22 - OSU - Seaton 16 yd pass from Walsh (Sharp kick)
 2nd - 05:12 - OSU - Smith, Jeremy 5 yd run (Sharp kick)
 3rd - 14:09 - OSU - Lowe 37 yd fumble recovery (Sharp kick)
 3rd - 07:15 - OSU - Sharp, Quinn 20 yd field goal
 3rd - 04:28 - OSU - Anderson 37 yd pass from Chelf (Sharp kick)
 3rd - 00:18 - PUR - Cottom 32 yd pass from Marve (McCartney kick)
 4th - 11:21 - OSU - Sharp, Quinn 21 yd field goal
 4th - 08:32 - OSU - Webb, Blake 37 yd pass from Walsh (Sharp kick)
 4th - 06:27 - OSU - Sharp, Quinn 42 yd field goal
 4th - 02:52 - PUR - Thomas 16 yd pass from Marve (McCartney kick)

	PUR	OSU
FIRST DOWNS	18	28
RUSHES-YARDS (NET)	38-155	41-213
PASSING YDS (NET)	212	311
Passes Att-Comp-Int	34-21-2	34-25-0
TOTAL OFFENSE PLAYS-YARDS	72-367	75-524
Fumble Returns-Yards	0-0	2-48
Punt Returns-Yards	0-0	2-73
Kickoff Returns-Yards	7-160	3-61
Interception Returns-Yards	0-0	2-15
Punts (Number-Avg)	4-38.8	3-52.7
Fumbles-Lost	6-3	0-0
Penalties-Yards	4-45	7-62
Possession Time	32:52	27:08
Third-Down Conversions	5 of 15	4 of 12
Fourth-Down Conversions	2 of 3	1 of 1
Red-Zone Scores-Chances	1-2	6-6
Sacks By: Number-Yards	2-14	3-10



RUSHING: Purdue-Shavers, Akeem 14-93; Marve, Robert 10-20; Webster, Cody 1-16; Bolden, Ralph 8-15; Cottom, Brandon 2-8; McCartney, Sam 1-4; Freytag, Kurt 1-1; TEAM 1-minus 2. Oklahoma State-Randle, Joseph 17-66; Roland, Desmond 9-51; Smith, Jeremy 6-40; Stewart, Josh 1-21; Muncrief, Caleb 3-14; Walsh, J.W. 1-13; Chelf, Clint 4-8.

PASSING: Purdue-Marve, Robert 21-34-2-212. Oklahoma State-Chelf, Clint 17-22-0-197; Walsh, J.W. 5-7-0-86; Lunt, Wes 1-3-0-12; Stewart, Josh 1-1-0-15; Randle, Joseph 1-1-0-1.

RECEIVING: Purdue-Ross, O.J. 5-29; Shavers, Akeem 4-54; Holmes, Gabe 4-26; Thomas, Tommie 3-28; Macarthy, D. 2-11; Cottom, Brandon 1-32; Edison, A. 1-27; Bolden, Ralph 1-5. Oklahoma State-Anderson, Isaiah 5-78; Stewart, Josh 5-56; Moore, Charlie 4-42; Hays, Austin 4-25; Webb, Blake 2-51; Jackson, Blake 2-33; Seaton, Jeremy 1-16; Rockwell, Nick 1-9; Chelf, Clint 1-1.

INTERCEPTIONS: Purdue-None. Oklahoma State-Gary, Shamiel 1-8; May, Andrae 1-7.


FUMBLES: Purdue-Marve, Robert 3-0; Shavers, Akeem 1-1; Holmes, Gabe 1-1; Ross, O.J. 1-1. Oklahoma State-None.

2014 COTTON BOWL

JAN. 3, 2014 | ARLINGTON, TX

OKLAHOMA STATE	31
MISSOURI	41

ARLINGTON, Texas - Trailing by three points with one minute left in the game, Oklahoma State drove to the Missouri 23 and was in position to either tie or take the lead, but a sack by Southeastern Conference Defensive Player of the Year Michael Sam generated a fumble that was recovered by Shane Ray and returned 73 yards for a touchdown to cap the Tigers'



41-31 win over Oklahoma State in the 2014 AT&T Cotton Bowl.

For the most part, both teams' respective defenses controlled the game, with Missouri holding a 17-14 lead after three quarters. The offenses got uncorked in a wild fourth quarter, however, with the two teams combining for 41 points, two ties and four lead changes in the final stanza alone.

OSU's most recognizable players were at the forefront in the game, with consensus All-America cornerback Justin Gilbert recording an interception, receiver Tracy Moore making seven catches for 100 yards (including a diving, fully-extended grab late in the game that may have been the best catch of his career), and Josh Stewart adding eight catches for 80 yards and a touchdown.

Safety Daytawion Lowe broke up a career-high three passes and defensive tackle Calvin Barnett had two tackles for loss and a sack. Though the game marked the 52nd all-time meeting between the two longtime Big Eight and Big 12 rivals, it was the first in a bowl game following Missouri's move to the SEC in 2012.

Though the game marked the 52nd all-time meeting between the two longtime Big Eight and Big 12 rivals, it was the first in a bowl game following Missouri's move to the SEC in 2012.

Score by Quarters	1	2	3	4	Score
Oklahoma State	7	0	7	17	31
Missouri	7	10	0	24	41

Scoring Summary

1st - 03:00 - MU - Josey, Henry 3 yd run (Baggett, Andrew kick)
 1st - 01:44 - OSU - Stewart 40 yd pass from Chelf (Grogan kick)
 2nd - 10:20 - MU - Lucas, M. 24 yd pass from Mauk (Baggett kick)
 2nd - 00:00 - MU - Baggett, Andrew 35 yd field goal
 3rd - 02:10 - OSU - Seales 21 yd pass from Chelf, Clint (Grogan kick)
 4th - 13:32 - OSU - Grogan, Ben 25 yd field goal
 4th - 11:32 - MU - Josey, Henry 25 yd run (Baggett, Andrew kick)
 4th - 09:51 - OSU - Chelf, Clint 23 yd run (Grogan, Ben kick)
 4th - 06:29 - MU - Baggett, Andrew 46 yd field goal
 4th - 05:04 - OSU - Roland, Desmond 2 yd run (Grogan, Ben kick)
 4th - 03:08 - MU - Josey, Henry 16 yd run (Baggett, Andrew kick)
 4th - 00:55 - MU - Ray, Shane 73 yd fumble recovery (Baggett kick)

OSU

BOWL RECAPS

	OSU	MU
FIRST DOWNS	26	29
RUSHES-YARDS (NET)	39-171	47-256
PASSING YDS (NET)	377	206
Passes Att-Comp-Int	57-33-2	44-17-1
TOTAL OFFENSE PLAYS-YARDS	96-548	91-462
Fumble Returns-Yards	0-0	1-73
Punt Returns-Yards	3-16	3-46
Kickoff Returns-Yards	2-28	4-90
Interception Returns-Yards	1-14	2-3
Punts (Number-Avg)	8-37.2	7-41.0
Fumbles-Lost	2-1	2-2
Penalties-Yards	10-100	4-42
Possession Time	27:49	32:11
Third-Down Conversions	9 of 22	6 of 18
Fourth-Down Conversions	1 of 1	1 of 2
Red-Zone Scores-Chances	3-4	4-4
Sacks By: Number-Yards	2-16	3-20

RUSHING: Oklahoma State-Roland, Desmond 16-66; Chelf, Clint 10-52; Smith, Jeremy 7-43; Childs, Rennie 3-12; Stewart, Josh 2-7; TEAM 1-minus 9. Missouri-Josey, Henry 12-92; Mauk, Maty 3-73; Franklin, James 16-36; Murphy, Marcus 7-30; Hansbrough, Rus 9-25.

PASSING: Oklahoma State-Chelf, Clint 33-57-2-377. Missouri-Franklin, James 15-40-1-174; Mauk, Maty 2-4-0-32.

RECEIVING: Oklahoma State-Stewart, Josh 8-80; Moore, Tracy 7-100; Moore, Charlie 4-53; Ateman, Marcell 4-36; Seales, Jhajuan 3-42; Sheperd, B. 3-36; Goodlett, John 1-18; Glidden, David 1-5; Childs, Rennie 1-4; Roland, Desmond 1-3. Missouri-Green-Beckham, 4-53; Lucas, Marcus 3-46; Washington, L'D 3-40; Sasser, Bud 3-35; Josey, Henry 1-10; Hunt, Jimmie 1-8; Murphy, Marcus 1-8; Hansbrough, Rus 1-6.

INTERCEPTIONS: Oklahoma State-Gilbert, Justin 1-14. Missouri-Gaines, E.J. 1-2; Webb, Braylon 1-1.

FUMBLES: Oklahoma State-TEAM 1-0; Chelf, Clint 1-1. Missouri-Franklin, James 2-2.

2015 CACTUS BOWL

JANUARY 2, 2015 | TEMPE, ARIZ.

WASHINGTON	22
OKLAHOMA STATE	30



TEMPE, Ariz. - James Castleman stole the show in providing the signature moments in Oklahoma State's 30-22 win over Washington in the 2015 TicketCity Cactus Bowl by scoring a rushing touchdown and hauling in a critical 48-yard reception late in the fourth quarter to essentially seal the victory.

The 300-pound defensive tackle was inserted into the offensive game plan for the first time in his career and rewarded the coaches by punching in the game's first score when quarterback Mason Rudolph motioned out as a receiver, leaving the big man as the lone player in the OSU backfield. He took the shotgun snap and bullied his way straight ahead into the end zone. Later in the game, with just 3:11 left and OSU holding on to



a 30-22 lead and facing an important third-and-two from its own 35 yard line, Castleman leaked out of the backfield, caught a short pass from Rudolph and rumbled 48 yards down the sideline to deal a key blow to Washington's chances.

The Cowboys established themselves as the aggressor early on, racing to a 24-0 lead at halftime, thanks largely to a passing attack that amassed 220 yards in the first two quarters. Rudolph connected on long touchdown passes to James Washington and Brandon Sheperd.

Washington got back in it during the second half and held significant momentum at the time of Castleman's long reception. The Huskies got the ball back with 43 seconds remaining in the game with a chance to potentially tie the game, but an interception by cornerback Kevin Peterson at the OSU 36 yard line sealed the Cowboy victory.

Score by Quarters	1	2	3	4	Score
Washington	0	0	14	8	22
Oklahoma State	14	10	3	3	30

Scoring Summary

1st - 09:53 - OSU - Castleman, James 1 yd run (Grogan kick)
1st - 00:16 - OSU - Washington, James 28 yd pass from Rudolph, M. (Grogan kick)
2nd - 09:22 - OSU - Grogan, Ben 40 yd field goal
2nd - 00:48 - OSU - Sheperd, B. 47 yd pass from Rudolph, M. (Grogan kick)
3rd - 11:48 - UW - Mickens, J 31 yd run (Van Winkle kick)
3rd - 01:47 - OSU - Grogan, Ben 27 yd field goal
3rd - 01:32 - UW - Ross, John 96 yard kickoff return (Van Winkle kick)
4th - 05:54 - OSU - Grogan, Ben 34 yd field goal
4th - 03:29 - UW - Mickens, J. 16 yd pass from Miles (Cooper pass from Miles)

	UW	OSU
FIRST DOWNS	22	22
RUSHES-YARDS (NET)	25-101	49-152
PASSING YDS (NET)	268	321
Passes Att-Comp-Int	40-25-1	27-18-1
TOTAL OFFENSE PLAYS-YARDS	65-369	76-473

Fumble Returns-Yards	0-0	0-0
Punt Returns-Yards	1-0	1-7
Kickoff Returns-Yards	7-183	4-83
Interception Returns-Yards	1-44	1-11
Punts (Number-Avg)	5-37.6	4-37.8
Fumbles-Lost	2-1	2-1
Penalties-Yards	7-70	7-50
Possession Time	24:15	35:45
Third-Down Conversions	4 of 12	4 of 15
Fourth-Down Conversions	0 of 2	2 of 2
Red-Zone Scores-Chances	1-1	3-4
Sacks By: Number-Yards	3-20	2-18

RUSHING: Washington-Washington, Dw. 13-42; Mickens, Jaydon 1-31; Miles, Cyler 9-27; Cooper, Deontae 2-1. Oklahoma State-Roland, Desmond 32-123; Childs, Rennie 9-33; Sheperd, Brandon 2-11; Castleman, James 1-1; TEAM 1-minus 1; Rudolph, Mason 4-minus 15.

PASSING: Washington-Miles, Cyler 25-38-1-268; Lindquist, Jeff 0-1-0-0; Team 0-1-0-0. Oklahoma State-Rudolph, Mason 17-26-1-299; Sheperd, Brandon 1-1-0-22.

RECEIVING: Washington-Mickens, Jaydon 7-82; Williams, Kasen 5-73; Washington, Dw. 4-21; Daniels, Darrell 2-34; Pettis, Dante 2-26; Perkins, Joshua 2-18; Hall, Marvin 2-3; Taylor, Kendyl 1-11. Oklahoma State-Sheperd, Brandon 5-98; Seaton, Jeremy 4-40; Washington, James 2-33; Glidden, David 2-30; Castleman, James 1-48; Rudolph, Mason 1-22; Seales, Jhajuan 1-20; Childs, Rennie 1-16; Jarwin, Blake 1-14.

INTERCEPTIONS: Washington-Baker, Budda 1-44. Oklahoma State-Peterson, Kevin 1-11.

FUMBLES: Washington-Timu, John 1-1; Washington, Dw. 1-0. Oklahoma State-Rudolph, Mason 1-1; Sheperd, Brandon 1-0.



BOWL RECAPS

2016 SUGAR BOWL

JAN. 1, 2016 | NEW ORLEANS, LA.

OKLAHOMA STATE

20

OLE MISS

48



NEW ORLEANS - Oklahoma State had chances to assert itself as the aggressor early on, but the opportunities got away and Ole Miss then took charge en route to claiming a 48-20 win over the Big 12 runner-up Cowboys in the Mercedes Benz Superdome.

Playing in front of a very partisan Ole Miss crowd, OSU forced a turnover on the opening possession of the game and started its second

drive in Ole Miss territory, but was only able to muster three points from those two opening possessions. From that point on, the Rebels rattled off 27 unanswered points - 24 of which came in the second quarter - and put the game out of reach.

The Ole Miss defense controlled the trenches, racking up 12 tackles for loss and limiting Oklahoma State to 63 rushing yards, 74 of which came from quarterback J.W. Walsh. OSU's running backs had a combined 14 carries for 15 yards in the game and the Rebels recorded three sacks.

The stars of the game were Ole Miss quarterback Chad Kelly, who completed 21-of-33 passes for 302 yards and four touchdowns, and receiver Laquon Treadwell, who caught three touchdown passes from Kelly. That said, the Rebels used a balanced passing attack that included three receivers who racked up at least 70 yards through the air.

Score by Quarters	1	2	3	4	Score
Oklahoma State	3	3	7	7	20
Ole Miss	10	24	7	7	48

Scoring Summary

1st - 04:52 - OSU - Grogan, Ben 26 yd field goal
 1st - 02:15 - MISS - Gary Wunderlich 34 yd field goal
 1st - 00:20 - MISS - Core 31 yd pass from Kelly (Wunderlich kick)
 2nd - 11:28 - MISS - L. Treadwell 34 yd pass from Kelly (Wunderlich kick)
 2nd - 06:58 - MISS - L. Treadwell 10 yd pass from Kelly (Wunderlich kick)
 2nd - 03:39 - MISS - Gary Wunderlich 38 yd field goal
 2nd - 01:22 - OSU - Grogan, Ben 31 yd field goal
 2nd - 00:00 - MISS - Laremy Tunsil 2 yd run (Wunderlich kick)
 3rd - 04:26 - MISS - Jordan Wilkins 36 yd run (Wunderlich kick)
 3rd - 01:11 - OSU - Walsh, J.W. 2 yd run (Grogan, Ben kick)
 4th - 13:04 - MISS - L. Treadwell 14 yd pass from Kelly (Wunderlich kick)
 4th - 03:03 - OSU - Walsh, J.W. 8 yd run (Grogan, Ben kick)

	OSU	MISS
FIRST DOWNS	20	28
RUSHES-YARDS (NET)	30-63	37-207
PASSING YDS (NET)	303	347
Passes Att-Comp-Int	45-27-0	35-22-1
TOTAL OFFENSE PLAYS-YARDS	75-366	72-554
Fumble Returns-Yards	0-0	0-0
Punt Returns-Yards	2-3	2-0
Kickoff Returns-Yards	1-11	5-113
Interception Returns-Yards	1-28	0-0
Punts (Number-Avg)	7-38.1	4-45.8
Fumbles-Lost	2-1	1-0
Penalties-Yards	7-77	5-75
Possession Time	31:53	28:07
Third-Down Conversions	6 of 16	6 of 13
Fourth-Down Conversions	0 of 1	0 of 0
Red-Zone Scores-Chances	4-5	5-6
Sacks By: Number-Yards	2-16	3-26

RUSHING: Oklahoma State-Walsh, J.W. 10-74; Carson, Chris 10-13; Taylor, Raymond 1-3; Childs, Rennie 3-minus 1; TEAM 1-minus 3; Rudolph, Mason 5-minus 23. Ole Miss-Chad Kelly 10-73; Jordan Wilkins 5-48; Akeem Judd 7-43; Jaylen Walton 8-40; Eugene Brazley 4-11; Laremy Tunsil 1-2; Ryan Buchanan 1-minus 4; Team 1-minus 6.

PASSING: Oklahoma State-Rudolph, Mason 18-31-0-179; Walsh, J.W. 9-14-0-124. Ole Miss-Chad Kelly 21-33-1-302; L. Treadwell 1-1-0-45; Ryan Buchanan 0-1-0-0.

RECEIVING: Oklahoma State-Ateman, Marcell 5-70; Carson, Chris 4-59; Glidden, David 4-59; Shepard, Brandon 3-35; McCleskey, Jalen 3-24; Jarwin, Blake 3-10; Seaton, Jeremy 1-18; Washington, James 1-10; Veatch, Zac 1-9; Seales, Jhajuan 1-9; Carr, Jeff 1-0. Ole Miss-Evan Engram 6-96; L. Treadwell 6-71; Cody Core 4-91; Markell Pack 2-10; Jordan Wilkins 1-45; Q. Adeboyejo 1-23; Derrick Jones 1-13; Jaylen Walton 1-minus 2.

INTERCEPTIONS: Oklahoma State-Lampkin, Ashton 1-28. Ole Miss-None.

FUMBLES: Oklahoma State-McCleskey, Jalen 1-1; Carson, Chris 1-0. Ole Miss-Ryan Buchanan 1-0.

2016 ALAMO BOWL


DEC. 29, 2016 | SAN ANTONIO, TX

OKLAHOMA STATE

38

COLORADO

8



SAN ANTONIO - This one was never in doubt. It didn't matter that Colorado was the champion of the Pac-12 South division. It didn't matter that the Buffaloes were the higher-ranked team in the College Football Playoff standings (the Buffs were No. 10 and Oklahoma State was No. 12). It didn't matter that Colorado was favored to win by the Las Vegas oddsmakers. The Cowboys owned the trenches on both sides of the ball and were the more physical team by a landslide.

How dominant was Oklahoma State? The Cowboys held a 30-0 lead with under six minutes remaining in the fourth quarter before Colorado scored its first points of the game.

Going in, the game was billed as one of the best matchups of the 2016 bowl season. It was the only game outside of the New Year's Six bowls that matched a pair of top-15 opponents. The highlighted matchup was Oklahoma State's explosive pass offense against a Colorado pass defense that entered the game ranked third in the FBS in pass efficiency defense and 13th in the nation by allowing only 182.5 passing yards per game. It was strength vs. strength.

What actually happened was much different than the pundits expected. Three of CU's four starters in the secondary earned All-Pac-12 honors, so the Buffs were comfortable in trying to single-cover OSU's standout receiver James Washington. That was

proven to be a mistake, as Washington hauled in nine receptions for 171 yards in not even three full quarters of play (he had to leave early due to a hand injury suffered in the game). Quarterback Mason Rudolph carved the vaunted Buffaloes secondary up, completing 22-of-32 passes for 314 yards with three touchdowns and no interceptions.

The Cowboy defense was equally dominant, pitching a shutout for more than 53 minutes and holding the Buffs to 62 rushing yards on 29 attempts (2.1 yards per carry.).

Score by Quarters	1	2	3	4	Score
Oklahoma State	3	14	14	7	38
Colorado	0	0	0	8	8

Scoring Summary

1st - 10:17 - OSU - Grogan, Ben 28 yd field goal
 2nd - 11:15 - OSU - Carson, Chris 10 yd run (Grogan, Ben kick)
 2nd - 07:00 - OSU - Washington, 5 yd pass from Rudolph (Grogan, kick)
 3rd - 05:42 - OSU - Jarwin, B. 6 yd pass from Rudolph, M. (Grogan kick)
 3rd - 00:05 - OSU - Seales, J. 23 yd pass from Rudolph, M. (Grogan kick)
 4th - 05:28 - CU - Liufau, Sefo 6 yd run (Lindsay, P. pass from Liufau)
 4th - 03:44 - OSU - Hill, Justice 37 yd run (Grogan, Ben kick)

	OSU	CU
FIRST DOWNS	24	18
RUSHES-YARDS (NET)	41-189	29-62
PASSING YDS (NET)	338	256
Passes Att-Comp-Int	33-23-0	38-22-1
TOTAL OFFENSE PLAYS-YARDS	74-527	67-318
Fumble Returns-Yards	0-0	0-0
Punt Returns-Yards	0-0	1-6
Kickoff Returns-Yards	1-6	3-64
Interception Returns-Yards	1-1	0-0
Punts (Number-Avg)	4-47.8	6-41.3
Fumbles-Lost	0-0	3-0
Penalties-Yards	5-42	5-35
Possession Time	32:24	27:36
Third-Down Conversions	7 of 14	6 of 16
Fourth-Down Conversions	1 of 1	1 of 3
Red-Zone Scores-Chances	4-5	1-2
Sacks By: Number-Yards	3-20	1-2

RUSHING: Oklahoma State-Hill, Justice 19-100; Carson, Chris 11-61; Sanders, Barry J. 2-11; Childs, Rennie 4-7; Rudolph, Mason 4-7; Seales, Jhajuan 1-3. Colorado-Lindsay, Philli 14-63; MacIntyre, Jay 1-1; Montez, Steven 1-0; Liufau, Sefo 1-minus 2.

PASSING: Oklahoma State-Rudolph, Mason 22-32-0-314; Carson, Chris 1-1-0-24. Colorado-Liufau, Sefo 18-29-0-195; Montez, Steven 4-9-1-61.

RECEIVING: Oklahoma State-Washington, James 9-171; McCleskey, Jalen 4-50; Seales, Jhajuan 3-43; Hays, Austin 3-19; Jarwin, Blake 2-20; Rudolph, Mason 1-24; Lacy, Chris 1-11. Colorado-Lindsay, Philli 6-103; Fields, Shay 4-38; Bobo, Bryce 3-25; Ross, Devin 3-22; Walker, Lee 2-23; MacIntyre, Jay 2-22; Irwin, Sean 1-15; Lee, Donovan 1-8.

INTERCEPTIONS: Oklahoma State-Lampkin, Ashton 1-1. Colorado-None.

FUMBLES: Oklahoma State-None. Colorado-Lindsay, Philli 1-0; Oliver, Isaiah 1-0; Julmis, Anthon 1-0.





BOWL RECORDS

INDIVIDUAL SINGLE-GAME RECORDS

PASSING YARDS

Yds	Name	Bowl	Comp	Att	TD
1. 399	Brandon Weeden, Sr.	2012 Fiesta	30	43	3
2. 377	Clint Chelf, Sr.	2014 Cotton	33	57	2
3. 329	Zac Robinson, Jr.	2008 Holiday	27	50	1
4. 315	Mike Gundy, Jr.	1988 Holiday	20	24	2
5. 314	Mason Rudolph, Jr.	2016 Alamo	22	32	3
6. 310	Josh Fields, So.	2002 Houston	21	40	2
7. 307	Josh Fields, Jr.	2004 Cotton	21	33	1
8. 302	Zac Robinson, So.	2007 Insight	24	34	3
9. 299	Mason Rudolph, Fr.	2015 Cactus	17	26	2
10. 251	Ronnie Williams, So.	1985 Gator	21	43	2

RUSHING YARDS

Yds	Name	Bowl	Att	TD
1. 222	Barry Sanders, Jr.	1988 Holiday	29	5
2. 178	Bob Fenimore, Jr.	1945 Cotton	21	2
3. 173	Terry Miller, Jr.	1976 Tangerine	23	4
4. 160	Tatum Bell, Jr.	2002 Houston	13	1
5. 157	Thurman Thomas, Sr.	1987 Sun	33	4
6. 155	Thurman Thomas, Fr.	1984 Gator	32	1
7. 143	Ernest Anderson, Sr.	1983 Bluebonnet	27	1
8. 130	Forrest Campbell, Jr.	1958 Bluegrass	26	0
9. 125	Bob Fenimore, Sr.	1946 Sugar	25	2
10. 123	Desmond Roland, Sr.	2015 Cactus	32	0

RECEIVING YARDS

Yds	Name	Bowl	Rec	TD
1. 223	Rashaun Woods, Sr.	2004 Cotton	11	1
2. 186	Justin Blackmon, Jr.	2012 Fiesta	9	3
3. 171	James Washington, Jr.	2016 Alamo	9	1
4. 167	Dez Bryant, So.	2008 Holiday	13	1
5. 164	Rashaun Woods, Jr.	2002 Houston	9	1
6. 163	Hart Lee Dykes, Sr.	1988 Holiday	10	1
7. 117	Justin Blackmon, So.	2010 Alamo	9	2
117	Dez Bryant, Fr.	2007 Insight	9	2
9. 104	Hart Lee Dykes, Fr.	1985 Gator	8	1
10. 103	Cecil Hankins, Jr.	1945 Cotton	4	0

RECEPTIONS

Rec	Name	Bowl	Yards
1. 13	Dez Bryant, So.	2008 Holiday	167
2. 11	Rashaun Woods, Sr.	2004 Cotton	223
3. 10	Hart Lee Dykes, Sr.	1988 Holiday	163
4. 9	James Washington, Jr.	2016 Alamo	171
9	Justin Blackmon, Jr.	2012 Fiesta	186
9	Justin Blackmon, So.	2010 Alamo	117
9	Rashaun Woods, Jr.	2002 Houston	164
9	Dez Bryant, Fr.	2007 Insight	117
9. 8	Josh Stewart, Jr.	2014 Cotton	80
8	Hart Lee Dykes, Fr.	1985 Gator	104
8	Barry Hanna, Sr.	1984 Gator	92

SCORING

Pts.	Name	Bowl
1. 30	Barry Sanders, Jr., TB	1988 Holiday
2. 24	Thurman Thomas, Sr., TB	1987 Sun
24	Terry Miller, Jr., TB	1976 Tangerine
4. 18	Justin Blackmon, Jr., WR	2012 Fiesta
5. 16	Quinn Sharp, Sr., PK	2013 Heart of Dallas
6. 15	Luke Phillips, Jr., PK	2002 Houston
7. 14	Cary Blanchard, So., PK	1988 Holiday
14	Duane Wood, Sr., HB	1958 Bluegrass
9. 12	J.W. Walsh, Sr., QB	2016 Sugar
12	Ben Grogan, So., K	2015 Cactus
12	Dan Bailey, Sr., K	2010 Alamo
12	Justin Blackmon, So., WR	2010 Alamo
12	Kendall Hunter, So., RB	2008 Holiday
12	Dez Bryant, Fr., WR	2007 Insight
12	Zac Robinson, So., QB	2007 Insight
12	Keith Toston, Fr., RB	2006 Independence
12	Vernand Morency, So., HB	2004 Cotton
12	Bob Fenimore, Jr., E	1945 Cotton
12	Bob Fenimore, Sr., E	1946 Sugar

TEAM SINGLE-GAME RECORDS

OFFENSE

Most Points	62 vs. Wyoming	1988 Holiday
Most Points/Quarter	28 vs. Wyoming	1988 Holiday
Most First Downs	34 vs. Wyoming	1988 Holiday
Most Rushing Yards	375 vs. BYU	1976 Tangerine
Most Passing Yards	399 vs. Stanford	2012 Fiesta
Total Offense	698 vs. Wyoming	1988 Holiday

DEFENSE

Fewest Points Allowed	0 vs. TCU	1945 Cotton
Fewest First Downs Allowed	5 vs. TCU	1945 Cotton
Fewest Rush Yards Allowed	33 vs. Wyoming	1988 Holiday
Fewest Pass Yards Allowed	31 vs. TCU	1945 Cotton
Fewest Total Yards Allowed	109 vs. TCU	1945 Cotton

OPPONENT


Most Points	48 by Ole Miss	2016 Sugar
Most Points/Quarter	24 by Missouri	2014 Cotton
	24 by Ole Miss	2016 Sugar
Most First Downs	31 by Florida State	1985 Gator
Most Rushing Yards	331 by West Virginia	1987 Sun
Most Passing Yards	347 by Stanford	2012 Fiesta
	347 by Ole Miss	2016 Sugar
Total Offense	590 by Stanford	2012 Fiesta



Dez Bryant



BOWL RECORDS



Thurman Thomas

INDIVIDUAL CAREER RECORDS

PASSING YARDS

Yds	Name	G	Comp	Att	TD
1. 792	Mason Rudolph	3	57	89	5
2. 749	Zac Robinson	4	64	115	4
3. 639	Brandon Weeden	2	55	84	5
4. 617	Josh Fields	2	42	73	3
5. 574	Clint Chelf	2	50	79	5
6. 529	Rusty Hilger	3	40	93	3
7. 476	Mike Gundy	2	32	42	3
8. 251	Ronnie Williams	1	21	43	2
9. 212	Bob Fenimore	2	10	24	1
212	Bobby Reid	1	15	29	1

RUSHING YARDS

Yds	Name	G	Att	TD
1. 409	Thurman Thomas	3	91	5
2. 241	Barry Sanders	2	35	5
3. 240	Desmond Roland	3	57	1
4. 212	Dantrell Savage	2	32	2
5. 206	Tatum Bell	2	27	2
6. 196	Kendall Hunter	4	40	2
7. 188	Bob Fenimore	2	43	4
8. 172	Terry Miller	2	24	4
9. 163	Ernest Anderson	2	32	2
10. 138	Zac Robinson	4	40	2

RECEIVING YARDS

Yds	Name	G	Rec	TD
1. 387	Rashaun Woods	2	20	2
2. 348	Justin Blackmon	3	22	5
3. 339	Hart Lee Dykes	3	21	2
4. 284	Dez Bryant	2	22	3
5. 214	James Washington	3	12	2
6. 169	Brandon Sheperd	3	11	1
7. 155	Brandon Pettigrew	3	13	2
8. 150	Cecil Hankins	2	6	1
9. 143	Josh Cooper	4	17	0
10. 124	Adarius Bowman	2	9	2

RECEPTIONS

Rec.	Name	G
1. 22	Justin Blackmon	3
22	Dez Bryant	2
3. 21	Hart Lee Dykes	3
4. 20	Rashaun Woods	2
5. 17	Josh Cooper	4
6. 13	Josh Stewart	3
13	Brandon Pettigrew	3
8. 12	James Washington	3
9. 11	Brandon Sheperd	3
11	D'Juan Woods	3

SCORING

Pts.	Name	Pos.	G	Points
1. 36	Thurman Thomas	TB	3	(6 TD)
2. 35	Ben Grogan	PK	4	(7 FG, 14 PAT)
3. 30	Justin Blackmon	WR	3	(5 TD)
30	Barry Sanders	TB	2	(5 TD)
5. 27	Quinn Sharp	K	4	(4 FG, 15 PAT)
27	Dan Bailey	K	4	(4 FG, 15 PAT)
7. 25	Bob Fenimore	HB	2	(4 TD, 1 PAT)
8. 24	Terry Miller	TB	1	(4 TD)
9. 19	Cary Blanchard	PK	2	(2 FG, 13 PAT)
19	Luke Phillips	PK	2	(4 FG, 7 PAT)

RESULTS BY BOWL

Alamo Bowl	2-2
Bluebonnet Bowl	1-0
Bluegrass Bowl	1-0
Cactus Bowl	1-0
Cotton Bowl	1-3
Delta Bowl	0-1
Fiesta Bowl	2-0
Gator Bowl	1-1
Heart of Dallas Bowl	1-0
Holiday Bowl	1-1
Houston Bowl	1-0
Independence Bowl	1-1
Insight Bowl	1-0
Sugar Bowl	1-1
Sun Bowl	1-0
Tangerine Bowl	1-0

BOWL RECORDS VS. OPPONENTS

Alabama	1-0
Arizona	1-0
Baylor	1-0
BYU	2-0
Colorado	1-0
Florida State	1-1
Indiana	1-0
Missouri	0-1
Ohio State	0-1
Ole Miss	0-3
Oregon	0-1
Purdue	1-1
South Carolina	1-0
Southern Miss	1-0
Stanford	1-0
St. Mary's	1-0
TCU	1-0
Texas A&M	0-1
Washington	1-0
West Virginia	1-0
William & Mary	0-1
Wyoming	1-0



STATE OF THE PROGRAM

2011 BIG 12 CHAMPS



SIX NFL FIRST ROUND DRAFT PICKS

SINCE 2009
(TIED FOR THE BIG 12 LEAD)




18


MIKE GUNDY ERA
ALL-AMERICANS

NATIONAL-LEVEL SUCCESS

Oklahoma State, Alabama, Clemson, Ohio State and Oklahoma are the only programs to appear in every set of CFP rankings since the beginning of 2015.



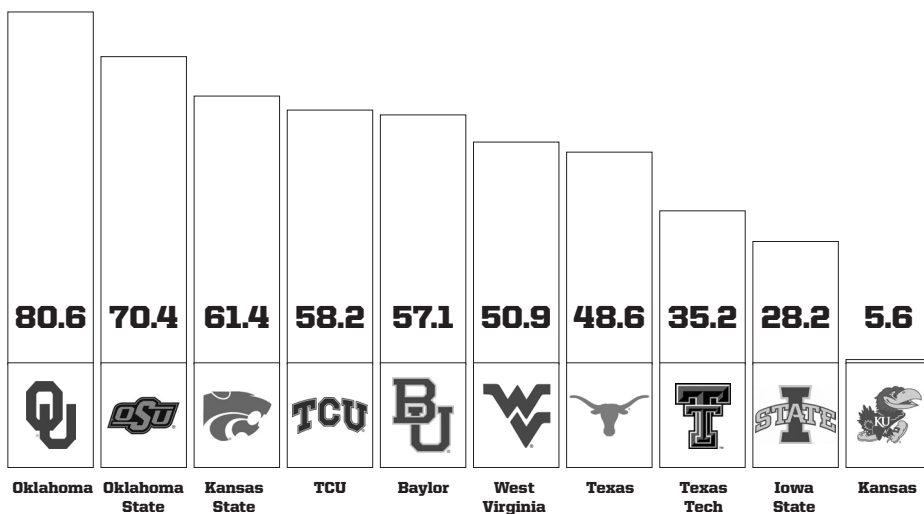
COLLEGE
FOOTBALL
PLAYOFF



COLLEGE
FOOTBALL
PLAYOFF


CONSISTENT BIG 12 POWER

OSU's 70.4 win pct. in Big 12 games since 2010 ranks second in the league this decade.



HIGH SCORING AND FUN

OSU is one of only three teams to average more than 40 points per game since 2010.



2017 HONORS & RECOGNITION

2 MASON RUDOLPH - QB

- JOHNNY UNITAS GOLDEN ARM AWARD WINNER
- SAMMY BAUGH AWARD WINNER
- DAVEY O'BRIEN AWARD FINALIST
- MANNING AWARD FINALIST
- SECOND-TEAM ALL-BIG 12 (COACHES)
- ASSOCIATED PRESS MIDSEASON SECOND TEAM ALL-AMERICA
- MAXWELL AWARD SEMIFINALIST
- WALTER CAMP AWARD SEMIFINALIST
- JASON WITTEN COLLEGIATE MAN OF THE YEAR SEMIFINALIST
- WUERFFEL TROPHY WATCH LIST
- MANNING AWARD WATCH LIST
- ALLSTATE AFCA GOOD WORKS TEAM WATCH LIST
- BIG 12 OFFENSIVE PLAYER OF THE WEEK, WEEK 3 AT PITT
- MANNING AWARD STAR OF THE WEEK, WEEK 1 VS. TULSA
- MANNING AWARD STAR OF THE WEEK, WEEK 3 AT PITTS
- MANNING AWARD STAR OF THE WEEK, WEEK 5 AT TEXAS TECH
- DAVEY O'BRIEN "GREAT 8" PERFORMER, WEEK 1 VS. TULSA
- DAVEY O'BRIEN "GREAT 8" PERFORMER, WEEK 3 AT PITT
- DAVEY O'BRIEN "GREAT 8" PERFORMER, WEEK 5 AT TEXAS TECH
- OSU OFFENSIVE PLAYER OF THE GAME VS. TULSA
- COLLEGE FOOTBALL PERFORMANCE AWARDS HONORABLE MENTION NATIONAL PERFORMER OF THE WEEK VS. TULSA
- OSU OFFENSIVE PLAYER OF THE GAME VS. SOUTH ALABAMA
- COLLEGE FOOTBALL PERFORMANCE AWARDS HONORABLE MENTION NATIONAL PERFORMER OF THE WEEK VS. PITTS
- OSU OFFENSIVE PLAYER OF THE GAME VS. BAYLOR
- COLLEGE FOOTBALL PERFORMANCE AWARDS HONORABLE MENTION NATIONAL PERFORMER OF THE WEEK VS. IOWA STATE

72 JOHNNY WILSON - OL

- OSU OFFENSIVE PLAYER OF THE GAME AT TEXAS

79 DARRION DANIELS - DT

- OSU DEFENSIVE PLAYER OF THE GAME AT TEXAS TECH

19 JUSTIN PHILLIPS - LB

- OSU DEFENSIVE PLAYER OF THE GAME AT SOUTH ALABAMA

87 LOGAN CARTER - CW

- FIRST TEAM ACADEMIC ALL-BIG 12

89 AUSTIN PARKER - WR

- FIRST TEAM ACADEMIC ALL-BIG 12

88 LANDON WOLF - WR

- FIRST TEAM ACADEMIC ALL-BIG 12

28 JAMES WASHINGTON - WR

- FIRST-TEAM ALL-AMERICA, WALTER CAMP
- FIRST-TEAM ALL-AMERICA, FWAA
- FIRST-TEAM ALL-BIG 12 (COACHES)
- BILETNIKOFF AWARD FINALIST
- MAXWELL AWARD SEMIFINALIST
- EARL CAMPBELL TYLER ROSE AWARD SEMIFINALIST
- ASSOCIATED PRESS MIDSEASON FIRST TEAM ALL-AMERICA
- ESPN MIDSEASON FIRST TEAM ALL-AMERICA
- SPORTING NEWS MIDSEASON ALL-AMERICA
- CBS SPORTS MIDSEASON ALL-AMERICA
- PRESEASON ASSOCIATED PRESS ALL-AMERICA TEAM UNANIMOUS FIRST TEAM SELECTION
- PRESEASON ALL-BIG 12 FOOTBALL TEAM UNANIMOUS SELECTION
- WALTER CAMP AWARD WATCH LIST

91 DeQUINTON OSBORNE - DT

- FIRST-TEAM ALL-BIG 12 (COACHES)
- OSU DEFENSIVE PLAYER OF THE GAME VS. TULSA

3 MARCELL ATEMAN - WR

- SECOND-TEAM ALL-BIG 12 (COACHES)
- BILETNIKOFF AWARD WATCH LIST
- SECOND TEAM ACADEMIC ALL-BIG 12

94 JORDAN BRAILFORD - DE

- SECOND-TEAM ALL-BIG 12 (COACHES)
- OSU DEFENSIVE PLAYER OF THE GAME AT PITT

1 JALEN MCCLESKEY - WR

- BILETNIKOFF AWARD WATCH LIST
- OSU OFFENSIVE PLAYER OF THE GAME AT PITT

27 J.D. KING - RB

- OSU OFFENSIVE PLAYER OF THE GAME VS. WEST VIRGINIA

8 RODARIUS WILLIAMS - CB

- OSU DEFENSIVE PLAYER OF THE GAME VS. BAYLOR

7 RAMON RICHARDS - S

- OSU DEFENSIVE PLAYER OF THE GAME AT TEXAS

29 ZACH SINOR - P

- RAY GUY AWARD PRESEASON WATCH LIST

10 TYRELL ALEXANDER - WR

- FIRST TEAM ACADEMIC ALL-BIG 12

35 CHANCE COOK - S

- FIRST TEAM ACADEMIC ALL-BIG 12

47 TYLER FERGUSON - CW

- FIRST TEAM ACADEMIC ALL-BIG 12

57 WALKER REED - OL

- FIRST TEAM ACADEMIC ALL-BIG 12

14 TAYLOR CORNELIUS - QB

- SECOND TEAM ACADEMIC ALL-BIG 12

59 MATT HOCKETT - P

- SECOND TEAM ACADEMIC ALL-BIG 12

71 BRAD LUNDBLADE - OL

- FIRST-TEAM ALL-BIG 12 (COACHES)
- WILLIAM V. CAMPBELL TROPHY FINALIST
- COSIDA ACADEMIC ALL-DISTRICT
- FIRST TEAM ACADEMIC ALL-BIG 12
- RIMINGTON TROPHY PRESEASON WATCH LIST

5 JUSTICE HILL - RB

- FIRST-TEAM ALL-BIG 12 (COACHES)
- DOAK WALKER AWARD SEMIFINALIST
- COSIDA ACADEMIC ALL-DISTRICT
- FIRST TEAM ACADEMIC ALL-BIG 12
- PRESEASON ALL-BIG 12 FOOTBALL TEAM

60 ZACHARY CRABTREE - OL

- FIRST-TEAM ALL-BIG 12 (COACHES)
- PRESEASON ALL-BIG 12 FOOTBALL TEAM
- OSU OFFENSIVE PLAYER OF THE GAME AT TEXAS TECH

31 TRE FLOWERS - S

- FIRST-TEAM ALL-BIG 12 (COACHES)
- JIM THORPE AWARD PRESEASON WATCH LIST
- PRESEASON ALL-BIG 12 FOOTBALL TEAM

4 A.J. GREEN - CB

- SECOND TEAM ACADEMIC ALL-BIG 12
- OSU DEFENSIVE PLAYER OF THE GAME VS. WEST VIRGINIA

49 MATT AMMENDOLA - K

- FIRST TEAM ACADEMIC ALL-BIG 12
- BIG 12 SPECIAL TEAMS PLAYER OF THE WEEK AT SOUTH ALABAMA

41 BRITTON ABBOTT - CW

- COSIDA ACADEMIC ALL-DISTRICT
- FIRST TEAM ACADEMIC ALL-BIG 12

86 TRISTON GRANT - DE

- FIRST TEAM ACADEMIC ALL-BIG 12

13 TYRON JOHNSON - WR

- FIRST TEAM ACADEMIC ALL-BIG 12

15 CHRIS LACY - WR

- FIRST TEAM ACADEMIC ALL-BIG 12

25 COLE McKNIGHT - WR

- FIRST TEAM ACADEMIC ALL-BIG 12

92 CAMERON MURRAY - DT

- FIRST TEAM ACADEMIC ALL-BIG 12

11 AMEN OGBONGBEMICA - LB

- FIRST TEAM ACADEMIC ALL-BIG 12

17 DILLON STONER - WR

- FIRST TEAM ACADEMIC ALL-BIG 12

12 KIRK TUCKER - LB

- FIRST TEAM ACADEMIC ALL-BIG 12

45 CHAD WHITENER - LB

- FIRST TEAM ACADEMIC ALL-BIG 12

40 LUKE HUPP - CW

- SECOND TEAM ACADEMIC ALL-BIG 12

JORDAN BRAILFORD

MARCELL ATEMAN

ZACH CRABTREE

BRAD LUNDBLADE

2017 SEASON RESULTS

AUG 31	TULSA	W 59-24
SEPT 8	AT SOUTH ALABAMA	W 44-7
SEPT 16	AT PITTSBURGH	W 59-21
SEPT 23	TCU	L 44-31
SEPT 30	AT TEXAS TECH	W 41-34
OCT 14	BAYLOR	W 59-16
OCT 21	AT TEXAS	W 13-10 OT
OCT 28	AT WEST VIRGINIA	W 50-39
NOV 04	OKLAHOMA	L 62-52
NOV 11	AT IOWA STATE	W 49-42
NOV 18	KANSAS STATE	L 45-40
NOV 25	KANSAS	W 58-17

