



# OKLAHOMA STATE COWBOYS

COMMUNICATIONS CONTACTS: GAVIN LANG (GAVIN.LANG@OKSTATE.EDU) AND SEAN MAGUIRE (SEAN.MAGUIRE@OKSTATE.EDU)

## BAYLOR

2:30 p.m. CT | Oct. 14, 2017 | Boone Pickens Stadium (56,790)

**TV:** FS1 (Justin Kutcher, Mark Helfrich and Petros Papadakis)  
In Stillwater: Suddenlink (37/237); DirecTV (219); Dish (150)  
In Oklahoma City: Cox (67); DirecTV (219); Dish (150)  
In Tulsa: DirecTV (219); Dish (150)

**Radio:** Cowboy Radio Network

(Dave Hunziker, John Holcomb & Robert Allen)

**National Radio:** Compass Sports Media (Gregg Daniels & Tony Hill)

**Satellite Radio:** Sirius (83); XM (83); Internet (83)

**Internet Radio:** <http://okla.st/osutunein>

**Live Stats:** [okstate.com](http://okstate.com)

## OKLAHOMA STATE SCHEDULE/RESULTS

Date	Opponent	Time/Result	TV
8/31	Tulsa	W, 59-24	FS1
9/8	at South Alabama	W, 44-7	ESPN2
9/16	at Pittsburgh	W, 59-21	ESPN
9/23	No. 16/15 TCU	L, 31-44	ESPN
9/30	at Texas Tech	W, 41-34	FOX
10/14	Baylor	2:30 p.m. CT	FS1
10/21	at Texas	TBA	TBA
10/28	at West Virginia	TBA	TBA
11/4	Oklahoma	TBA	TBA
11/11	at Iowa State	TBA	TBA
11/18	Kansas State	TBA	TBA
11/25	Kansas	TBA	TBA
12/2	Big 12 Championship Game	11:30 a.m. CT	FOX

## BAYLOR SCHEDULE/RESULTS

Date	Opponent	Time/Result
9/2	Liberty	L, 45-48
9/9	UTSA	L, 10-17
9/16	at Duke	L, 20-34
9/23	No. 3 Oklahoma	L, 41-49
9/30	at Kansas State	L, 20-33
10/14	at No. 14 Oklahoma State	2:30 p.m. CT
10/21	West Virginia	TBA
10/28	Texas	TBA
11/4	at Kansas	TBA
11/11	Texas Tech	TBA
11/18	Iowa State	TBA
11/24	at TCU	11 a.m. CT

## SERIES CAPSULE

Series History	OSU leads, 19-16
In Stillwater	OSU leads, 12-5
In Waco	Baylor leads, 9-6
At Neutral	Baylor leads, 2-1
First Meeting (1914)	OSU 60, Baylor 0
Last Meeting (2016)	Baylor 35, OSU 24
Last OSU Win (2013)	OSU 49, Baylor 17
Last Baylor Win (2016)	Baylor 35, OSU 24
Gundy vs. Baylor	7-5
Rhule vs. OSU	0-0

## GAME CAPSULE



Baylor

**BEARS**

0-5; 0-2 Big 12

**Coach Matt Rhule**

Penn State, 1997

Career: 28-28/5th year

At Baylor: 0-5/1st year



No. 14/14 Oklahoma State

**COWBOYS**

4-1; 1-1 Big 12

**Coach Mike Gundy**

Oklahoma State, 1990

Career: 108-51/13th year

At Oklahoma State: Same

## TEAM STATISTICAL COMPARISON

	BU		OSU	
Category	FBS Rk	Value	FBS Rk	Value
Total Offense	74	404.8	2	583.4
Rushing Offense	106	118.4	49	184.2
Passing Offense	30	286.4	2	399.2
Team Passing Efficiency	78	130.75	3	180.69
Scoring Offense	80	27.2	2	46.8
Total Defense	115	471.8	54	369.6
Rushing Defense	117	234.2	51	136.0
Passing Yards Allowed	86	237.6	81	233.6
Team Passing Efficiency Defense	109	149.99	39	117.22
Scoring Defense	112	36.2	64	26.0
Turnover Margin	110	-1.00	80	-0.2
3rd Down Conversion Pct	122	0.296	2	0.547
4th Down Conversion Pct	64	0.538	49	0.600
3rd Down Conversion Pct Defense	100	0.430	112	0.463
4th Down Conversion Pct Defense	121	0.800	53	0.500
Red Zone Offense	90	0.786	74	0.828
Red Zone Defense	104	0.895	48	0.800
Net Punting	3	43.42	32	40.22
Punt Returns	23	12.75	89	4.67
Kickoff Returns	126	13.91	76	20.25
First Downs Offense	116	85	15	139
First Downs Defense	75	114	70	112
Fewest Penalties Per Game	120	8.8	50	5.8
Fewest Penalty Yards Per Game	108	69.6	55	52.2
Time of Possession	126	25:11	113	26:41

## BIG 12 STANDINGS

Team	Big 12	All
TCU	2-0	5-0
Texas	2-0	3-2
Oklahoma State	1-1	4-1
Iowa State	1-1	3-2
Oklahoma	1-1	4-1
Texas Tech	1-1	4-1
Kansas State	1-1	3-2
West Virginia	1-1	3-2
Kansas	0-2	1-4
Baylor	0-2	0-5



## SERIES HISTORY

1914	W	60-0	H
1915	L	6-12	A
1916	L	7-10	H
1917	L	0-17	A
1920	L	0-7	H
1922	L	0-10	H
1936	L	0-13	H
1938	L	6-20	N
1939	L	0-13	H
1942	L	12-18	N
1972	W	20-7	H
1974	L	14-31	A
1983	W	24-14	N
1994	L	10-14	A
1996	W	37-17	H
1997	W	24-14	A
1998	W	24-10	H
1999	W	34-14	A
2000	W	50-22	H
2001	W	38-22	A
2002	W	63-28	H
2003	W	38-21	A
2004	W	49-21	H
2005	L	34-44	A
2006	W	66-24	H
2007	W	45-14	A
2008	W	34-6	H
2009	W	34-7	A
2010	W	55-28	H
2011	W	59-24	H
2012	L	34-41	A
2013	W	49-17	H
2014	L	28-49	A
2015	L	35-45	H
2016	L	24-35	A



# OKLAHOMA STATE HEAD COACH MIKE GUNDY



## MIKE GUNDY

Head Coach | 13th Year | Oklahoma State, 1990

### CAREER TRACK

Year	School	Position
1990	Oklahoma State	Receivers
1991-93	Oklahoma State	Quarterbacks
1994-95	Oklahoma State	Offensive Coordinator
1996	Baylor	Quarterbacks/Passing Game Coordinator
1997-2000	Maryland	Quarterbacks/Pass Game Coordinator/Receivers
2001-04	Oklahoma State	Assistant Head Coach/Offensive Coordinator
2005-present	Oklahoma State	Head Coach

### OKLAHOMA STATE UNDER MIKE GUNDY

► Since 2010, Oklahoma State has five seasons with at least 10 wins, an outright Big 12 title (2011) and a share of the Big 12 South title (2010). The Cowboys reached the top 10 of the Associated Press poll in 2008, 2009, 2010, 2011, 2013, 2015, 2016 and 2017.

► Four times has Mike Gundy coached the Cowboys to a bowl game now referred to as one of the New Year's Six since 2010. The Pokes appeared in the 2010 Cotton Bowl, the 2012 Fiesta Bowl, the 2014 Cotton Bowl and the 2016 Sugar Bowl.

► Oklahoma State has been ranked in the top 15 of the Associated Press poll in nine of the last 10 seasons and has posted 10-win seasons five of the last seven years. Only once has OSU finished lower than third in the Big 12 since 2009.

► OSU has scored six victories over teams ranked in the Associated Press top 10 since 2008.

► OSU's current streak of 11 straight bowl games is the best in the history of the program.

► 21 Gundy-era Cowboys have been drafted into the NFL, with six of those 21 chosen in the first round.

### MOST WINS SINCE 2010

School	Wins
1. Alabama	92
2. Clemson	82
3. Stanford	80
4. Florida State	79
5. Boise State	77
Oklahoma	77
Oregon	77
8. Wisconsin	76
9. LSU	73
Northern Illinois	73
11. <b>Oklahoma State</b>	<b>72</b>
Ohio State*	72
Michigan State	72
14. Georgia	70
15. San Diego State	69
TCU	69

\*2010 adjusted to 0-0 by NCAA

### MOST WINS AT CURRENT SCHOOL

(Active coaches only)

1. 205	Bill Snyder, Kansas State	26th year
2. 154	Gary Patterson, TCU	17th year
3. 139	Kirk Ferentz, Iowa	19th year
4. 125	Nick Saban, Alabama	11th year
5. 108	<b>Mike Gundy, Oklahoma State</b>	<b>13th year</b>
5. 108	Kyle Whittingham, Utah	13th year
7. 95	Dabo Swinney, Clemson	10th year
8. 94	Mark Dantonio, Michigan State	11th year

### NOTING GUNDY

- 2011 winner of the Paul "Bear" Bryant College Coach of the Year Award and the Eddie Robinson National Coach of the Year Award.
- Finalist for the Eddie Robinson National Coach of the Year Award and the Liberty Mutual National Coach of the Year Award in both 2010 and 2011.
- 2010 Big 12 Coach of the Year.
- 2015 AFCA Region 4 Coach of the Year.

	Gundy Era (2005-pres.)	The 10 years Before Gundy (1995-2004)
Top-25 National Finishes	5	1
Top-20 National Finishes	5	0
Top-15 National Finishes	3	0
Top-10 National Finishes	1	0
Top-5 National Finishes	1	0
Seasons with at least 10 wins	5	0
Seasons with at least nine wins	8	1
Seasons with at least eight wins	9	3
Conference Record	64-40	32-49
Top-3 Finishes in Conf. Standings	7	0
All-Americans	17	4
Conference Player of the Year	6	0
First-Round NFL Draft Picks	6	3
Bowl Appearances	11	4
Bowl Victories	7	1

### LONGEST-TENURED COACHES AT THEIR CURRENT SCHOOL (ACTIVE)

1.	Bill Snyder, Kansas State	26th year
2.	Kirk Ferentz, Iowa	19th year
3.	Gary Patterson, TCU	17th year
4.	<b>Mike Gundy, Oklahoma State</b>	<b>13th year</b>
	Frank Solich, Ohio	13th year
	Rick Stockstill, Middle Tennessee	13th year
	Kyle Whittingham, Utah	13th year

### HEAD COACHES AT THEIR ALMA MATER

Troy Calhoun	Air Force
Scott Satterfield	Appalachian State
Mike Neu	Ball State
Bryan Harsin	Boise State
Kalani Sitake	BYU
John Bonamego	Central Michigan
Jeff Tedford	Fresno State
Kirby Smart	Georgia
Nick Rolovich	Hawaii
Paul Haynes	Kent State
Mark Richt	Miami (Fla.)
Jim Harbaugh	Michigan
Barry Odom	Missouri
Pat Fitzgerald	Northwestern
<b>Mike Gundy</b>	<b>Oklahoma State</b>
David Shaw	Stanford
Kliff Kingsbury	Texas Tech
Matt Wells	Utah State
Sean Kugler	UTEP
Tim Lester	Western Michigan
Paul Chryst	Wisconsin

### GUNDY YEAR-BY-YEAR HEAD COACHING RECORD

Year	Overall	Home	Away	Neutral	League Record	Finish
2005	4-7	3-3	1-4	0-0	1-7	6th South
2006	7-6	4-2	1-4	2-0	3-5	5th South
2007	7-6	4-2	2-4	1-0	4-4	3rd South
2008	9-4	6-1	2-2	1-1	5-3	4th South
2009	9-4	6-2	3-1	0-1	6-2	2nd South
2010	11-2	5-2	5-0	1-0	6-2	T1st South
2011	12-1	6-0	5-1	1-0	8-1	1st
2012	8-5	6-1	1-4	1-0	5-4	T3rd
2013	10-3	5-1	4-1	1-1	7-2	T2nd
2014	7-6	4-2	2-3	1-1	4-5	7th
2015	10-3	5-2	5-0	0-1	7-2	2nd
2016	10-3	6-1	3-2	1-0	7-2	T2nd
2017	4-1	1-1	3-0	0-0	1-1	-
Career	108-51	61-20	37-26	10-5	64-40	-



# OKLAHOMA STATE DEPTH CHART

## OFFENSE

- LT** 78 Aaron Cochran (6-8; 350; Sr; Atwater, CA)  
76 Dylan Galloway (6-5; 310; RFr; Dallas, TX)
- LG** 75 Marcus Keyes (6-3; 300; RSo; Port Allen, LA)  
68 Deionte Noel (6-2; 325; RJr; Cibola, TX)
- C** 71 Brad Lundblade (6-3; 300; Sr; Argyle, TX)  
72 Johnny Wilson (6-3; 310; RSo; Midland, TX) -or-  
50 Ry Schneider (6-3; 325; RFr; Minco, OK)
- RG** 73 Teven Jenkins (6-6; 310; RFr; Topeka, KS) -or-  
72 Johnny Wilson (6-3; 310; RSo; Midland, TX)
- RT** 60 Zachary Crabtree (6-7; 310; RSr; Mansfield, TX)  
67 Shane Richards (6-8; 325; Sr; Calgary, Alberta)
- WR** 28 James Washington (6-0; 205; Sr; Stamford, TX)  
13 Tyron Johnson (6-1; 185; RSo; New Orleans, LA)
- WR** 1 Jalen McCleskey (5-10; 170; Jr; Covington, LA)  
17 Dillon Stoner (6-0; 198; RFr; Tulsa, OK)
- WR** 15 Chris Lacy (6-3; 205; Sr; DeSoto, TX) -or-  
3 Marcell Ateman (6-4; 220; RSr; Dallas, TX)
- CW\*** 41 Britton Abbott (6-2; 255; RJr; Liberal, KS) -or-  
42 Sione Finefeuiaki (6-0; 245; Jr; Santa Clara, CA)  
6 Keenen Brown (6-3; 250; RJr; Houston, TX)
- RB** 5 Justice Hill (5-10; 185; So; Tulsa, OK)  
27 J.D. King (5-11; 205; Fr; Fitzgerald, GA)
- QB** 2 Mason Rudolph (6-5; 230; Sr; Rock Hill, SC)  
14 Taylor Cornelius (6-6; 225; RJr; Bushland, TX) -or-  
11 Keondre Wudtee (6-4; 210; RFr; Bossier City, LA)

\*CW - Cowboy Back (a tight end/fullback hybrid)

## DEFENSE

- DE** 93 Jarrell Owens (6-3; 265; RJr; Palestine, TX) -or-  
95 Vili Leveni (6-4; 280; RSr; Hurst, TX)
- DT** 91 DeQuinton Osborne (6-0; 305; RSr; Grand Prairie, TX) -or-  
99 Trey Carter (6-3; 295; RJr; Dallas, TX)
- DT** 79 Darrion Daniels (6-3; 300; Jr; Dallas, TX)  
56 Enoch Smith, Jr. (6-2; 295; Jr; Chicago, IL)
- DE** 82 Cole Walterscheid (6-5; 260; RJr; Muenster, TX)  
89 Tralund Webber (6-5; 250; Sr; Cameron, TX) -or-  
94 Jordan Brailford (6-3; 250; RSo; Tulsa, OK)
- SLB** 3 Kenneth Edison-McGruder (6-0; 220; Jr; Houston, TX) -or-  
1 Calvin Bundage (6-2; 205; So; Edmond, OK)  
12 Kirk Tucker (6-1; 200; Sr; Tucker, GA)
- MLB** 45 Chad Whitener (6-0; 240; RSr; Mansfield, TX)  
9 Gyasi Akem (6-2; 239; Sr; Broken Arrow, OK) -or-  
11 Amen Ogbongbemiga (6-0; 225; RFr; Calgary, Alberta)
- WLB** 19 Justin Phillips (6-0; 230; RJr; Pearland, TX)  
16 Devin Harper (6-1; 240; RFr; Knoxville, TN)
- CB** 8 Rodarius Williams (6-0; 180; RFr; Shreveport, LA)  
6 Adrian Baker (5-11; 180; Sr; Hallandale, FL)
- FS** 31 Tre Flowers (6-3; 200; RSr; Converse, TX)  
5 Jerel Morrow (5-10; 205; RSr; Emporia, KS)
- SS** 7 Ramon Richards (5-11; 185; Sr; San Antonio, TX)  
18 Za'Carrius Green (5-11; 205; RSo; Duncanville, TX) -or-  
2 Darius Curry (6-1; 205; RSr; Flowery Branch, GA)
- CB** 4 A.J. Green (6-1; 180; So; DeSoto, TX)  
25 Malik Kearse (6-0; 170; Sr; Miami, FL)

## SPECIAL TEAMS

- P** 29 Zach Sinor (5-10; 223; RJr; Castroville, TX)  
59 Matt Hockett (6-2; 215; RJr; Norman, OK)
- KO** 49 Matt Ammendola (5-9; 195; RSo; Lansdale, PA)  
59 Matt Hockett (6-2; 215; RJr; Norman, OK)
- PK** 49 Matt Ammendola (5-9; 195; RSo; Lansdale, PA) -or-  
59 Matt Hockett (6-2; 215; RJr; Norman, OK)
- LS** 63 Sam Walkingstick (5-11; 200; RSo; Sallisaw, OK) -or-  
53 Matt Hembrough (6-3; 192; Fr; Lisle, IL)
- H** 29 Zach Sinor (5-10; 223; RJr; Castroville, TX)  
17 Dillon Stoner (6-0; 198; RFr; Tulsa, OK)
- PR** 1 Jalen McCleskey (5-10; 170; Jr; Covington, LA)  
17 Dillon Stoner (6-0; 198; RFr; Tulsa, OK)
- KR** 13 Tyron Johnson (6-1; 185; RSo; New Orleans, LA)  
15 Chris Lacy (6-3; 205; Sr; DeSoto, TX)

## PRONUNCIATIONS

- |    |                   |   |
|----|-------------------|---|
| 3  | Marcell Ateman    | EIGHT-man                               |
| 5  | Jerel Morrow      | juh-RELL                                |
| 7  | Ramon Richards    | ruh-MOAN                                |
| 8  | Rodarius Williams | roh-DARE-ee-us                          |
| 9  | Gyasi Akem        | JAH-see uh-KEM                          |
| 11 | Keondre Wudtee    | kee-AWN-dray WOOD-tee                   |
| 11 | Amen Ogbongbemiga | AY-men<br>awg-BONG-beh-MEE-guh          |
| 13 | Tyron Johnson     | TIE-ruhn                                |
| 18 | Za'Carrius Green  | zuh-CARE-ee-us                          |
| 25 | Malik Kearse      | muh-LEEK curse                          |
| 29 | Zach Sinor        | SIGH-ner                                |
| 42 | Sione Finefeuiaki | see-OH-nay<br>FEE-nay-FAY-you-ee-AH-kee |
| 45 | Chad Whitener     | WHITE-ner                               |
| 73 | Teven Jenkins     | TEV-in                                  |
| 82 | Cole Walterscheid | walter-SHIED (not -SHEED)               |
| 89 | Tralund Webber    | TRAY-luhnd                              |
| 90 | Taaj Bakari       | TAWJH buh-KAR-ee                        |
| 93 | Jarrell Owens     | juh-RELL                                |
| 95 | Vili Leveni       | VILL-ee luh-VEN-ee                      |

## ASSISTANT COACHES AND GAMEDAY LOCATIONS



**JOE BOB CLEMENTS**  
Defensive Line  
Fifth Year at Oklahoma State  
Gameday Location: Field



**DAN HAMMERSCHMIDT**  
Safeties  
Third Year at Oklahoma State  
Gameday Location: Press Box



**GLENN SPENCER**  
Defensive Coordinator/Linebackers  
10th Year at Oklahoma State  
Gameday Location: Press Box



**TIM DUFFIE**  
Cornerbacks  
Fifth Year at Oklahoma State  
Gameday Location: Field



**JOSH HENSON**  
Offensive Line  
Seventh Year at Oklahoma State  
Gameday Location: Press Box



**JOHN WOZNIAK**  
Running Backs  
First Year at Oklahoma State  
Gameday Location: Field



**KASEY DUNN**  
Receivers  
Seventh Year at Oklahoma State  
Gameday Location: Field



**JASON MCENDOO**  
Cowboy Backs  
Third Year at Oklahoma State  
Gameday Location: Field



**MIKE YURCICH**  
Offensive Coordinator/Quarterbacks  
Fifth Year at Oklahoma State  
Gameday Location: Press Box



## PLAYER TIDBITS - OFFENSE

Left Tackle		Left Guard		Center		Right Guard		Right Tackle	
78	<b>Aaron Cochran</b> 6-8; 350; Sr; Atwater, CA	75	<b>Marcus Keyes</b> 6-3; 300; RSo; Port Allen, LA	71	<b>Brad Lundblade</b> 6-3; 300; Sr; Argyle, TX	73	<b>Teven Jenkins</b> 6-6; 310; RFr; Topeka, KS	60	<b>Zachary Crabtree</b> 6-7; 310; RSR; Mansfield, TX
<ul style="list-style-type: none"><li>▶ A graduate transfer from California who played in 28 games and started in 16 during his time with the Golden Bears. Protected a pair of highly-productive QBs in Jared Goff and Davis Webb.</li><li>▶ Helped Cal's offense rank among the top 25 nationally in eight categories including fewest tackles for loss allowed and fewest sacks allowed.</li><li>▶ Has started every game in 2017.</li></ul>		<ul style="list-style-type: none"><li>▶ Talented player who's started every game since last season.</li><li>▶ Redshirted as a true freshman in 2015 and converted to guard during preseason camp in 2016.</li><li>▶ The last addition to OSU's 2015 signing class, added the night before signing day.</li><li>▶ Father, who is also named Marcus Keyes, was a defensive lineman for the Chicago Bears in 1996-97.</li></ul>		<ul style="list-style-type: none"><li>▶ 2016 CoSIDA first-team Academic All-American.</li><li>▶ One-time walk-on put on scholarship prior to the 2015 season who has started 27 straight.</li><li>▶ First-team Academic All-Big 12 and first-team Academic All-District selection by CoSIDA in 2015 and again in 2016.</li><li>▶ Serving on the Big 12 SAAC.</li><li>▶ Three-time high school state champ in the discus.</li></ul>		<ul style="list-style-type: none"><li>▶ Earned his first career start vs. TCU, playing at right tackle the majority of the game.</li><li>▶ Has seen meaningful playing time in every game this season.</li><li>▶ Had a good fall camp heading into the 2017 season and was thrust into the starting lineup after injuries on the right side of the line.</li><li>▶ A young player with a high ceiling.</li><li>▶ Also played basketball and baseball in high school.</li></ul>		<ul style="list-style-type: none"><li>▶ 2016 second-team All-Big 12 by the coaches.</li><li>▶ 2014 second-team Academic All-Big 12 selection.</li><li>▶ Leads the team with 38 career starts.</li><li>▶ Returned to the lineup at TTU.</li><li>▶ The 2015 recipient of the Vernon Grant Award, presented by the OSU coaching staff to players who show outstanding leadership, spirit and enthusiasm.</li></ul>	
76		68		50		72		67	
<b>Dylan Galloway</b> 6-5; 310; RFr; Dallas, TX		<b>Deionte Noel</b> 6-2; 325; RJr; Cibola, TX		<b>Ry Schneider</b> 6-3; 325; RFr; Minco, Ok		<b>Johnny Wilson</b> 6-3; 310; RSo; Midland, TX		<b>Shane Richards</b> 6-8; 325; Sr; Calgary, Alberta, Can.	
<ul style="list-style-type: none"><li>▶ Showed promise as part of the scout team last season.</li><li>▶ Has seen game action this year.</li></ul>		<ul style="list-style-type: none"><li>▶ Has seen action in two games this season.</li><li>▶ Four career appearances at OSU.</li></ul>		<ul style="list-style-type: none"><li>▶ Recently placed into the back up role after impressing in practice.</li><li>▶ Has played in three games in 2017.</li></ul>		<ul style="list-style-type: none"><li>▶ Earned his first career start vs. TCU at right guard.</li><li>▶ Also a candidate to play center.</li></ul>		<ul style="list-style-type: none"><li>▶ Has great size and can play multiple positions on the line.</li><li>▶ One of three Canadian Cowboys.</li></ul>	
Wide Receiver		Wide Receiver		Wide Receiver		Wide Receiver		Cowboy Back	
28	<b>James Washington</b> 6-0; 215; Sr; Stamford, TX	1	<b>Jalen McCleskey</b> 5-10; 170; Jr; Covington, LA	3	<b>Marcell Ateman</b> 6-4; 220; RSR; Dallas, TX	13	<b>Tyron Johnson</b> 6-1; 185; RSo; New Orleans, LA	41	<b>Britton Abbott</b> 6-2; 255; RJr; Liberal, KS
<ul style="list-style-type: none"><li>▶ Favorite for the Biletnikoff Award and a first team preseason AP All-American.</li><li>▶ Second on OSU's career rec. yards list with 3,570. Passed Justin Blackmon last game.</li><li>▶ 2nd in FBS with 129.4 rec. YPG.</li><li>▶ The FBS active career leader in receiving touchdowns (31) and receiving yards (3,570) and second in yards per catch (19.8).</li><li>▶ Tied with Hart Lee Dykes for third place in OSU history with 31 career touchdown catches.</li><li>▶ 37 straight games with a catch dating back to his freshman year, the second longest active streak in the nation.</li><li>▶ 16 career 100-yard receiving games, including five in the last six games.</li></ul>		<ul style="list-style-type: none"><li>▶ Had career highs at Pittsburgh in receiving yards (162) and receiving touchdowns (3).</li><li>▶ His 14 career rec. TDs are second on the team to Washington.</li><li>▶ His 73 receptions in 2016 were the most for any Big 12 player returning in 2017.</li><li>▶ Has four career 100-yard receiving games.</li><li>▶ Had two games with double-digit catches last season.</li><li>▶ Has caught a pass in 27 straight games, dating back to Oct. 3, 2015, his freshman season.</li><li>▶ One of OSU's fastest players.</li><li>▶ Father, J.J., played for the NFL's Saints and Cardinals.</li><li>▶ Also a talented punt returner who's returned a punt for a TD.</li></ul>		<ul style="list-style-type: none"><li>▶ Missed last season after a very productive junior season in 2015.</li><li>▶ Has had 100-yards receiving in each of his last three games (Pitt-109, TCU-100, TTU-114)</li><li>▶ 69-yard TD catch vs. Pitt.</li><li>▶ His 25 catches and 449 rec. yards are second on the team this year and his 3 TD catches rank third.</li><li>▶ Second on the team with 1,759 career receiving yards.</li></ul>		<p><b>Pronounced TIE-ruhn</b></p> <ul style="list-style-type: none"><li>▶ Transferred to OSU from LSU during preseason camp in 2015 and sat out last season per NCAA transfer rules.</li><li>▶ A five-star prospect coming out of high school who was the No. 2 receiver in the class of 2015.</li><li>▶ Caught a 44-yard TD on his first target at OSU in week one.</li><li>▶ Tallied nine catches for 150 yards with two TDs at LSU.</li></ul>		<ul style="list-style-type: none"><li>▶ Came to OSU as a walk-on who started out on the scout team and has now earned a scholarship and a role on Saturdays.</li><li>▶ A 2016 First Team Academic All-Big 12 selection.</li><li>▶ Has started every game this season after playing in 12 games last year.</li><li>▶ Played QB in high school.</li><li>▶ Son of former New York Giant Cliff Abbott.</li></ul>	
15				17				42	
<b>Chris Lacy</b> 6-3; 205; Sr; DeSoto, TX				<b>Dillon Stoner</b> 6-0; 198; RFr; Tulsa, OK				<b>Sione Finefeuiaki</b> 6-0; 245; Jr; Santa Clara, CA	
<ul style="list-style-type: none"><li>▶ Graduated third in his HS class and is majoring in industrial engineering and management.</li></ul>				<ul style="list-style-type: none"><li>▶ Career highs vs. Pitt in rec. yards (100), catches (5), long rec. (54).</li><li>▶ TD catches vs. Pitt and TCU.</li></ul>				<p><b>Pronounced see-OH-nay</b> <b>FEE-nay-FAY-you-ee-AH-kee</b></p>	
Running Back		Quarterback							
5	<b>Justice Hill</b> 5-10; 185; So; Tulsa, OK	2	<b>Mason Rudolph</b> 6-5; 230; Sr; Rock Hill, SC						
<ul style="list-style-type: none"><li>▶ Ranks second in the Big 12 with 516 rushing yards and 103.2 rushing yards per game, despite playing on the No. 2 passing offense in the nation.</li><li>▶ Career-high 164 rushing yards in the last game at Texas Tech. Has nine career games with at least 100 yards, including six of his last nine games and each of his last two.</li><li>▶ Has put on 15 pounds of muscle since his freshman year began.</li><li>▶ The 2016 FBS freshman rushing champion with 1,142 yards - a total that makes him Oklahoma State's all-time leading freshman rusher. That mark was also the fifth-highest total by a freshman in Big 12 Conference history.</li><li>▶ 2016 honors included FWAA Freshman All-America First Team, USA Today Freshman All-America First Team, Big 12 Newcomer of the Year (Associated Press), Big 12 Offensive Freshman of the Year (Coaches) and Second-Team All-Big 12 Team (Coaches).</li><li>▶ Last year he became the only freshman in school history to rush for 100 yards in six games.</li><li>▶ His 41.3-inch vertical leap is the highest on the team.</li></ul>		<ul style="list-style-type: none"><li>▶ A Heisman candidate who has played at a level that matches OSU's all-time best QBs.</li><li>▶ Has quarterbacked OSU to a 26-7 record as a starter and has led the Cowboys to eight victories in games in which they trailed during the second half.</li><li>▶ OSU-record streak of 6 straight games with 300 passing yards, also the 2nd longest active streak in FBS.</li><li>▶ Oklahoma State's all-time leading passer with 10,623 career passing yards.</li><li>▶ Among the NCAA's top-five active career leaders in total offense per play (1st - 8.09), yards per attempt (2nd - 9.39), passing efficiency (3rd - 159.03), passing yards (3rd - 10,623), passing yards per game (3rd - 312.4), total offense (3rd - 10,676), attempts (5th - 1,131) and completions (5th - 714).</li><li>▶ Set a school record for passing yards in a half vs. Pitt, throwing for 423 in the first half with five touchdowns. That was also the most passing yards in a half vs. an FBS opponent since 2013.</li><li>▶ Already the owner of no fewer than 28 school records, he is in position to set OSU career records for pass completions and passing touchdowns in the 2017 season and he also has a very real chance to finish his career as the most efficient passer in Oklahoma State history.</li><li>▶ Is perhaps OSU's most active player in community service activities.</li><li>▶ Marketing major.</li></ul>							
27				14					
<b>J.D. King</b> 5-11; 205; Fr; Fitzgerald, GA				<b>Taylor Cornelius</b> 6-6; 225; RJr; Bushland, TX					
<ul style="list-style-type: none"><li>▶ Rushed for a 71-yard touchdown on his second career carry against Tulsa.</li><li>▶ A powerful back who was physically ready for FBS football his first day on campus.</li><li>▶ His 213 rushing yards rank second on the team.</li></ul>				<ul style="list-style-type: none"><li>▶ In his third season as an OSU backup, playing late in six career games.</li><li>▶ A former walk-on who was put on scholarship before the start of this season.</li><li>▶ Comes from an athletic family that includes 1996 Olympic gold medal swimmer Josh Davis.</li></ul>					





# PLAYER TIDBITS - DEFENSE AND SPECIAL TEAMS

Defensive End		Defensive Tackle		Defensive Tackle		Defensive End	
<b>95</b>	<b>Vili Leveni</b> 6-4; 280; R Sr; Hurst, TX	<b>91</b>	<b>DeQuinton Osborne</b> 6-0; 305; R Sr; Grand Prairie, TX	<b>79</b>	<b>Darrion Daniels</b> 6-3; 300; Jr; Dallas, TX	<b>82</b>	<b>Cole Walterscheid</b> 6-5; 260; R Jr; Muenster, TX
<ul style="list-style-type: none"> <li>▶ A talented player who is healthy again after missing part of the last two seasons due to injury.</li> <li>▶ Made a major impact on the defensive line last season with his ability to play inside and outside before an injury sidelined him nine games into the season.</li> <li>▶ Made his first career start against Texas last season and has started every game in 2017.</li> <li>▶ Had a 10-yard sack vs. TCU.</li> </ul>		<ul style="list-style-type: none"> <li>▶ His 3.0 sacks this year rank third in the Big 12 overall and are the most of any interior defensive lineman in the league.</li> <li>▶ Has recorded a sack in three of OSU's five games this season.</li> <li>▶ Intercepted a pass at Kansas last season and returned it 27 yards for one of OSU's most memorable plays of the season.</li> <li>▶ A first team NJCAA All-American during his time at Kilgore JC.</li> </ul>		<ul style="list-style-type: none"> <li>▶ Has stepped into the starting role after contributing on the OSU defensive line in each of his first two seasons.</li> <li>▶ Has played in every game since his arrival on OSU's campus.</li> <li>▶ Recorded 15 tackles last season to rank third among OSU's interior defensive linemen.</li> <li>▶ Blocked an extra point against Texas last season.</li> <li>▶ Two QB hurries at Texas Tech.</li> </ul>		<p><b>Pronounced walter-SHIED</b></p> <ul style="list-style-type: none"> <li>▶ Grew from 210 lbs. to 242 lbs. in his first year in the OSU program.</li> <li>▶ Has started 15 games since the start of the 2016 season.</li> <li>▶ Set career highs with four tackles for loss, two sacks and a QB hurry in OSU's 2016 win over Pittsburgh.</li> <li>▶ Missed most of his freshman year to injury, but came back as a regular starter his soph. year.</li> </ul>	
<b>93</b>	<b>Jarrell Owens</b> 6-3; 265; R Jr; Palestine, TX	<b>99</b>	<b>Trey Carter</b> 6-3; 295; R Jr; Dallas, TX	<b>56</b>	<b>Enoch Smith, Jr.</b> 6-2; 295; Jr; Chicago, IL	<b>89</b>	<b>Tralund Webber</b> 6-5; 250; Sr; Cameron, TX
<p><b>Pronounced juh-RELL</b></p> <ul style="list-style-type: none"> <li>▶ Effective off the edge and was a regular starter as a sophomore.</li> </ul>		<ul style="list-style-type: none"> <li>▶ Gifted pass rusher who has the ability to be disruptive in opposing backfields.</li> </ul>		<ul style="list-style-type: none"> <li>▶ A big defensive tackle who began his career at Michigan State and did not play last year.</li> </ul>		<p><b>Pronounced TRAY-luhnd</b></p> <ul style="list-style-type: none"> <li>▶ One of the most productive DEs in the Big 12 during 2016.</li> </ul>	

Cornerback		Star Linebacker		Mike Linebacker		Will Linebacker		Cornerback	
<b>8</b>	<b>Rodarius Williams</b> 6-0; 180; R Fr; Shreveport, LA	<b>3</b>	<b>Kenneth Edison-McGruder</b> 6-0; 220; Jr; Houston, TX	<b>45</b>	<b>Chad Whitener</b> 6-0; 240; R Sr; Mansfield, TX	<b>19</b>	<b>Justin Phillips</b> 6-0; 230; R Jr; Pearland, TX	<b>4</b>	<b>A.J. Green</b> 6-1; 180; So; DeSoto, TX
<p><b>Pronounced roh-DARE-ee-us</b></p> <ul style="list-style-type: none"> <li>▶ A young, talented player who has started every game at cornerback this season.</li> <li>▶ A Louisiana all-state selection in high school after grabbing four interceptions with two pick-sixes.</li> <li>▶ Was also a standout on the basketball court and the track.</li> <li>▶ His brother, Andraez Williams, plays cornerback for LSU.</li> </ul>		<ul style="list-style-type: none"> <li>▶ Had an 82-yard fumble return for a score vs. Tulsa - OSU's fourth-longest in school history and the longest since a 93-yard return by T. Robinson at Kansas in 2002.</li> <li>▶ Started his career as a safety, but moved to OSU's "star" linebacker position at the end of the 2016 season.</li> <li>▶ Played in all 13 games last season.</li> <li>▶ Played both safety and linebacker at Texas Tech.</li> </ul>		<p><b>Pronounced WHITE-ner</b></p> <ul style="list-style-type: none"> <li>▶ His 189 career tackles rank second on the team and seventh among all Big 12 players.</li> <li>▶ His 25 career starts rank third on the OSU defense.</li> <li>▶ Native Texan who started his career at Cal in 2013 before transferring in the 2014 summer.</li> <li>▶ Earned national defensive player of the week honors after snagging two interceptions vs. TCU in 2015.</li> </ul>		<ul style="list-style-type: none"> <li>▶ His 42 tackles last season led all OSU underclassmen.</li> <li>▶ Returned an interception for a touchdown in back-to-back games, one for 25 yards at USA and another for 10 yards at Pitt.</li> <li>▶ Played in all 13 games last year and started against Texas Tech and Oklahoma.</li> <li>▶ Had a career day in OSU's win over Texas Tech in 2016, recording a game-high 14 tackles.</li> </ul>		<ul style="list-style-type: none"> <li>▶ A young cornerback who has started every game in 2017.</li> <li>▶ Leads all of OSU's cornerbacks with 18 tackles on the season.</li> <li>▶ His 2.5 TFL this year lead all OSU non-defensive linemen.</li> <li>▶ Career-high 6.0 tackles vs. TCU.</li> <li>▶ Played in nine games in 2016, including the last eight.</li> <li>▶ Part of an athletic family with three cousins playing NCAA DI sports and another in the WNBA.</li> </ul>	
<b>6</b>	<b>Adrian Baker</b> 5-11; 180; Sr; Hallandale, FL	<b>1</b>	<b>Calvin Bundage</b> 6-2; 205; So; Edmond, OK	<b>9</b>	<b>Gyasi Akem</b> 6-2; 239; Sr; Broken Arrow, OK	<b>16</b>	<b>Devin Harper</b> 6-1; 240; R Fr; Knoxville, TN	<b>25</b>	<b>Malik Kearse</b> 6-0; 170; Sr; Miami, FL
<ul style="list-style-type: none"> <li>▶ A graduate transfer who came to Oklahoma State from Clemson.</li> <li>▶ 6 tackles and 2 PBU in 4 games.</li> </ul>		<ul style="list-style-type: none"> <li>▶ A fast, hard-hitting linebacker who led all Cowboy true freshmen with 13 tackles in 2016.</li> </ul>		<ul style="list-style-type: none"> <li>▶ Has seen an increased role on defense in 2017 after playing on special teams for three years.</li> </ul>		<ul style="list-style-type: none"> <li>▶ Blocked a punt at Texas Tech.</li> <li>▶ Has played in all five games for the Cowboy defense this year.</li> </ul>		<ul style="list-style-type: none"> <li>▶ Played in one game in 2016 and had a good fall camp this year.</li> <li>▶ Started career at Fort Scott CC.</li> </ul>	

Strong Safety		Free Safety		Kicker		Kickoff Return		Punt Return			
<b>7</b>	<b>Ramon Richards</b> 5-11; 185; Sr; San Antonio, TX	<b>31</b>	<b>Tre Flowers</b> 6-3; 198; R Sr; Converse, TX	<b>49</b>	<b>Matt Ammendola</b> 5-9; 195; R So; Lansdale, PA	<b>13</b>	<b>Tyron Johnson</b> 6-1; 185; R So; New Orleans, LA	<b>1</b>	<b>Jalen McCleskey</b> 5-10; 170; Jr; Covington, LA		
<p><b>Pronounced ruh-MOAN</b></p> <ul style="list-style-type: none"><li>▶ One of OSU fans' most beloved off-the-field personalities.</li><li>▶ Started 23 career games at cornerback before moving to safety for his senior season.</li><li>▶ Tied for the team lead with three interceptions last year.</li><li>▶ A converted high school QB who started 9 games at cornerback as a true freshman in 2014.</li><li>▶ Had offers from both Harvard and Yale out of high school.</li></ul>		<ul style="list-style-type: none"><li>▶ Leads the team with 225 career tackles - third in the Big 12.</li><li>▶ Played strong safety until 2017.</li><li>▶ A second team All-Big 12 selection last year who ranks second on the team and first on the defense with 36 career starts.</li><li>▶ Two-sport athlete who's competed as a long jumper at OSU.</li><li>▶ Second team Academic All-Big 12 honoree in 2015.</li><li>▶ His uncle, Erik Flowers, played seven seasons in the NFL.</li></ul>		<p><b>Punter</b></p> <td><b>29</b></td> <td><b>Zach Sinor</b> 5-10; 223; R Jr; Castroville, TX</td> <td colspan="2"><ul style="list-style-type: none"><li>▶ A speedy returner with the ability to make people miss.</li><li>▶ His longest return in seven chances this year is 31 yards.</li><li>▶ Transferred to OSU from LSU during preseason camp in 2015 and sat out last season per NCAA transfer rules.</li><li>▶ Rated as a five-star prospect by <i>Rivals</i> coming out of high school and was considered the No. 2 receiver in the class of 2015.</li></ul></td> <td colspan="2"><ul style="list-style-type: none"><li>▶ One of OSU's fastest players.</li><li>▶ A talented returner who returned a punt for a career-best 67 yards and a touchdown as a true freshman at Texas Tech in 2015.</li><li>▶ Handled the majority of OSU punt returns as a freshman, but had seven returns last season. Has taken over as OSU's main returner again in 2017.</li><li>▶ Father, J.J., played for the NFL's Saints and Cardinals.</li></ul></td>		<b>29</b>	<b>Zach Sinor</b> 5-10; 223; R Jr; Castroville, TX	<ul style="list-style-type: none"><li>▶ A speedy returner with the ability to make people miss.</li><li>▶ His longest return in seven chances this year is 31 yards.</li><li>▶ Transferred to OSU from LSU during preseason camp in 2015 and sat out last season per NCAA transfer rules.</li><li>▶ Rated as a five-star prospect by <i>Rivals</i> coming out of high school and was considered the No. 2 receiver in the class of 2015.</li></ul>		<ul style="list-style-type: none"><li>▶ One of OSU's fastest players.</li><li>▶ A talented returner who returned a punt for a career-best 67 yards and a touchdown as a true freshman at Texas Tech in 2015.</li><li>▶ Handled the majority of OSU punt returns as a freshman, but had seven returns last season. Has taken over as OSU's main returner again in 2017.</li><li>▶ Father, J.J., played for the NFL's Saints and Cardinals.</li></ul>	
<b>18</b>		<b>5</b>		<b>15</b>		<b>17</b>					
<b>Za'Carrius Green</b> 5-11; 205; R So; Duncanville, TX		<b>Jerel Morrow</b> 6-3; 198; R Sr; Converse, TX				<b>Chris Lacy</b> 6-3; 205; Sr; DeSoto, TX		<b>Dillon Stoner</b> 6-0; 198; R Fr; Tulsa, OK			
<ul style="list-style-type: none"><li>▶ A developing safety who has competed on special teams.</li><li>▶ Played in five games last year.</li></ul>		<ul style="list-style-type: none"><li>▶ A career special teams contributor who plays on defense in 2017.</li><li>▶ Recovered a fumble vs. Tulsa.</li></ul>		<ul style="list-style-type: none"><li>▶ A Ray Guy Award contender who was the nation's best in 2016 at pinning opponents inside their own 20 (62.5%).</li><li>▶ Started as OSU's punter since his first game as a FR in 2015.</li><li>▶ Season long 57-yd punt vs. TCU.</li></ul>		<ul style="list-style-type: none"><li>▶ Returned two kickoffs last season for 51 yards.</li><li>▶ 2016 team leadership award.</li></ul>		<ul style="list-style-type: none"><li>▶ Returned a kickoff 23 yards vs. Tulsa.</li><li>▶ Missed most of 2016 to injury.</li></ul>			



# NUMERICAL ROSTER

No.	Name	Pos.	Ht.	Wt.	Exp.	Hometown/Previous School	No.	Name	Pos.	Ht.	Wt.	Exp.	Hometown/Previous School
1	Calvin Bundage	LB	6-2	205	So-1L	Edmond, OK/Santa Fe	52	Tanner Morgan	LS	6-1	235	So-1L	Ankeny, IA/Centennial
1	Jalen McCleskey	WR	5-10	170	Jr-2L	Covington, LA/St. Paul's	53	Matt Hembrough	LS	6-3	192	Fr.	Lisle, IL / Benet
2	Darius Curry	S	6-1	205	RSr-2L	Flowery Branch, GA/Flowery Branch	54	Latu Maile	DT	6-1	305	So-TR	Euleess, TX/Trinity/Tyler JC
2	Mason Rudolph	QB	6-5	230	Sr-2L	Rock Hill, SC/ Northwestern	56	Enoch Smith, Jr.	DT	6-2	295	Jr-TR	Chicago, IL/Mount Carmel/
3	Marcell Ateman	WR	6-4	220	RSr-3L	Dallas, TX/Wylie East							Michigan State/Kennedy-King College
3	Kenneth Edison-McGruder	LB	6-0	220	Jr-2L	Houston, TX/Taylor	56	Larry Williams	OL	6-4	330	RSr-1L	Wilmington, NC/Laney/
4	A.J. Green	CB	6-1	180	So-1L	DeSoto, TX/DeSoto							East Carolina/Hutchinson CC
4	Tracin Wallace	QB	6-0	175	Fr-HS	Fort Worth, TX/South Hills	57	Walker Reed	OL	6-6	350	RFr-RS	Norman, OK/North
5	Justice Hill	RB	5-10	185	So-1L	Tulsa, OK/Booker T. Washington	58	Brett Wilson	OL	6-2	275	RSo-Sq	Cashion, OK/Cashion
5	Jerel Morrow	S	5-10	205	RSr-3L	Emporia, KS/Emporia	59	Matt Hockett	P	6-2	215	RJr-Sq	Norman, OK/Norman
6	Adrian Baker	CB	5-11	180	Sr-TR	Hallandale, FL/Chaminade-Madonna/	60	Zachary Crabtree	OL	6-7	310	RSr-3L	Mansfield, TX/Mansfield
						Clemson	62	Jacob Clark	OL	6-3	280	RFr-RS	Rogers, AR/Bentonville
6	Keenen Brown	CW	6-3	250	RJr-1L	Houston, TX/Alief Taylor	63	Sam Walkingstick	LS	5-11	200	RSo-1L	Sallisaw, OK/Sallisaw
7	Ramon Richards	S	5-11	185	Sr-3L	San Antonio, TX/Brackenridge	65	Matt McClurg	OL	6-5	323	Fr-HS	Centennial, CO/Heritage
8	Braydon Johnson	WR	6-1	185	Fr-HS	Arlington, TX/Bowie	66	Lemaefe Galea'i	OL	6-4	340	RJr-1L	Euleess, TX/Trinity
8	Rodarius Williams	CB	6-0	180	RFr-RS	Shreveport, LA/Calvary Baptist	67	Shane Richards	OL	6-8	325	Sr-Sq	Calgary, Alberta, Canada/
9	Gyasi Akem	LB	6-2	239	Sr-3L	Broken Arrow, OK/Broken Arrow							New Mexico Military
9	John Kolar	QB	6-4	200	RSo-Sq	Norman, OK/Norman North	68	Deionte Noel	OL	6-2	325	RJr-Sq	Cibola, TX/Steele
10	Tyrell Alexander	WR	6-1	180	RFr-RS	Lancaster, TX/Lancaster	69	Bailey Wilhite	OL	6-3	292	Fr.	Rowlett, TX / Rowlett
11	Keondre Wudtee	QB	6-4	210	RFr-RS	Bossier City, LA/Parkway	70	Ben Hughes	DT	6-1	325	RSr-Sq	Waco, TX/University
11	Amen Ogbongbemiga	LB	6-0	225	RFr-RS	Calgary, Alberta, Canada/Notre Dame HS	71	Brad Lundblade	OL	6-3	300	Sr-3L	Argyle, TX/Liberty Christian
12	Kirk Tucker	LB	6-1	200	Sr-3L	Tucker, GA/Tucker	72	Johnny Wilson	OL	6-3	310	RSo-Sq	Midland, TX/Midland Christian
12	Ryan Sherry	QB	6-4	205	Fr-HS	Holdenville, OK/Holdenville	73	Teven Jenkins	OL	6-6	310	RFr-RS	Topeka, KS/Topeka
13	Tyron Johnson	WR	6-1	185	RSo-TR	New Orleans, LA/Warren Easton/LSU	74	Larry Joubert	OL	6-4	290	Jr-TR	Oklahoma City, OK/Douglass/NEO A&M JC
13	Lamarcus Morton	CB	6-1	165	Fr-HS	Gilmer, TX/Gilmer	75	Marcus Keyes	OL	6-3	300	RSo-1L	Port Allen, LA/Port Allen
14	Bryce Balous	CB	5-11	185	RSo-Sq	McKinney, TX/North	76	Dylan Galloway	OL	6-5	310	RFr-RS	Dallas, TX/Coppell
14	Taylor Cornelius	QB	6-6	225	RJr-Sq	Bushland, TX/Bushland	77	Tyler Moore	OL	6-4	310	Jr-TR	Galena Park, TX/North Shore/Minnesota
15	Chris Lacy	WR	6-3	205	Sr-3L	DeSoto, TX/DeSoto	78	Aaron Cochran	OL	6-8	350	Sr-TR	Atwater, CA/Buhach Colony/California
16	Devin Harper	LB	6-1	240	RFr-RS	Knoxville, TN/Karns	79	Darrion Daniels	DT	6-3	300	Jr-2L	Dallas, TX/Bishop Dunne
17	Dillon Stoner	WR	6-0	198	RFr-RS	Tulsa, OK/Jenks	79	Matt Kegel	OL	6-5	295	RFr-RS	Chaska, MN/Chaska
18	Za'Carrius Green	S	5-11	205	RSo-Sq	Duncanville, TX/Duncanville	80	Tylan Wallace	WR	6-0	185	Fr-HS	Fort Worth, TX/South Hills
18	Jelani Woods	QB	6-7	235	Fr-HS	Ellenwood, GA/Cedar Grove	81	LC Greenwood	WR	6-3	210	Fr-HS	Garland, TX/Lakeview Centennial
19	Jovi Muñoz	K	5-8	173	Fr-HS	Arlington, TX/Mansfield Summit	82	Cole Walterscheid	DE	6-5	260	RJr-1L	Muenster, TX/Muenster
19	Justin Phillips	LB	6-0	230	RJR-2L	Pearland, TX/Pearland	83	Korie Frausto	WR	6-0	187	RFr-HS	Wichita, KS/Maize South/Army
20	Malcolm Rodriguez	S	6-0	205	Fr-HS	Wagoner, OK/Wagoner	84	Dayton Metcalf	CW	6-4	215	RFr-RS	Hooker, OK/Hooker
22	Ja'Ron Wilson	RB	5-10	225	RFr-RS	Euleess, TX/Trinity	85	Patrick McKaufman	WR	6-6	190	So-TR	Oklahoma City, OK/Douglass, NEO A&M JC
22	Tacheed Karim	CB	5-11	165	Fr-HS	Oklahoma City, OK/Putnam City North	86	Triston Grant	DE	6-4	235	RFr-RS	Owasso, OK/Owasso
23	Trey Sterling	S	6-1	195	Fr-HS	Sunnyvale, TX/Sunnyvale	86	Baron Odom	CW	6-5	225	Fr-HS	Wynnewood, OK/Wynnewood
24	LD Brown	RB	5-9	193	RFr-RS	Dallas, TX/DeSoto	87	Logan Carter	CW	6-4	245	RFr-RS	Henrietta, TX/Henrietta
25	Malik Kearse	CB	6-0	170	Sr-Sq	Miami, FL/Pace/Fort Scott CC	88	Landon Wolf	WR	5-11	170	RFr-RS	Tulsa, OK/East Central
25	Cole McKnight	WR	5-11	180	RSr-Sq	Cushing, OK/Cushing	89	Austin Parker	WR	6-1	195	RJR-Sq	Grapevine, TX/Grapevine/SE Okla. State
26	Anthony Love	WR	6-4	192	Fr-HS	Lawton, OK/MacArthur	89	Tralund Webber	DE	6-5	250	Sr-1L	Cameron, TX/Yoe/Blinn JC
27	J.D. King	RB	5-11	205	Fr-HS	Fitzgerald, GA/Fitzgerald	90	Taaj Bakari	DT	6-1	305	RSo-Sq	Mansfield, TX/Legacy
28	Thabo Mwaniki	S	5-11	185	Fr-HS	Denton, TX/Guyer	91	DeQuinton Osborne	DT	6-0	305	RSr-1L	Grand Prairie, TX/South Grand Prairie
28	James Washington	WR	6-0	205	Sr-3L	Stamford, TX/Stamford							Kilgore JC
29	Bryce Brown	CB	5-9	180	RSo-Sq	Denton, TX/Guyer	92	Cameron Murray	DT	6-2	290	RFr-RS	Bryant, AR/Bryant
29	Zach Sinor	P	5-10	223	RJr-2L	Castroville, TX/Medina Valley	93	Jarrell Owens	DE	6-3	265	RJr-2L	Palestine, TX/Palestine
30	Chuba Hubbard	RB	6-1	190	Fr-HS	Sherwood Park, Alberta, Canada/Bev Facey	94	Jordan Brailford	DE	6-3	250	RSo-1L	Tulsa, OK/Booker T. Washington
31	Tre Flowers	S	6-3	200	RSr-3L	Converse, TX/Judson	95	Vili Leveni	DE	6-4	280	RSr-2L	Hurst, TX/L.D. Bel
32	Kris McCune	CB	6-2	200	Fr-HS	Forney, TX/Dallas Christian	98	Brendon Evers	DT	6-2	290	Fr-HS	Bixby, OK/Bixby
33	Kevin Henry	LB	6-0	230	RSo-1L	Baton Rouge, LA/Central	99	Trey Carter	DT	6-3	295	RJr-1L	Dallas, TX/Pinkston
35	Chance Cook	S	6-0	190	So-1L	Canadian, TX/Canadian							
36	Rhett Boles	WR	5-11	185	Fr-HS	Tuttle, OK/Tuttle							
37	Javarus Barksdale-Blair	CB	6-0	175	RFr-RS	Lexington, KY/Lafayette							
38	Philip Redwine-Bryant	S	6-2	215	RSo-Sq	Harker Heights, TX/Academy							
38	Gunner Hudson	WR	5-10	180	Fr-HS	Afton, OK/Afton							
39	Jake McClure	P	6-3	195	Fr-HS	Chattanooga, TN/East Hamilton							
40	Luke Hupp	CW	5-10	270	RJr-Sq	Louisburg, KS/Louisburg/Fort Scott CC							
40	Brock Martin	DE	6-4	235	Fr-HS	Oologah, OK/Oologah							
41	Britton Abbott	CW	6-2	255	RJr-1L	Liberal, KS/Liberal							
42	Sione Finefeuiaki	CW	6-0	245	Jr-TR	Santa Clara, CA/Wilcox/							
						College of San Mateo							
44	Patrick Macon	LB	6-3	240	Jr-TR	Memphis, TN/Millington Central/							
						Arizona Western CC							
44	Ethan Garner	CW	6-6	255	Fr-HS	Owasso, OK/Owasso							
45	Chad Whitener	LB	6-0	240	RSr-2L	Mansfield, TX/Mansfield/California							
46	Mike Coats	LB	6-1	228	Fr.	Edmond, OK / Santa Fe							
47	Tyler Ferguson	CW	6-2	260	RJr-Sq	McKinney, TX/Boyd							
48	Dawson Bassett	CW	6-4	245	RSr-2L	Tuttle, OK/Tuttle							
49	Matt Ammendola	K	5-9	195	RSo-1L	Lansdale, PA/North Penn							
50	Ry Schneider	OL	6-3	325	RFr-RS	Minco, OK/Minco							
51	Arlington Hambricht	OL	6-5	305	Jr-TR	Ypsilanti, MI/Belleville/Garden City CC							

PRONUNCIATIONS									
3	Marcell Ateman	EIGHT-man	29	Zach Sinor	SIGH-ner				
4	Tracin Wallace	TRAY-sin	30	Chuba Hubbard	CHOO-buh				
5	Jerel Morrow	juh-RELL	31	Tre Flowers	TRAY				
7	Ramon Richards	ruh-MOAN	42	Sione Finefeuiaki	see-OH-nay				
8	Braydon Johnson	BRAY-din			FEE-nay-FAY-you-				
8	Rodarius Williams	roh-DARE-ee-us			wee-AH-kee				
9	Gyasi Akem	JAH-see AH-kem	45	Chad Whitener	WHITE-ner				
9	John Kolar	KOE-larr	54	Latu Maile	LAH-too My-lay				
11	Amen Ogbongbemiga	AY-men	66	Lemaefe Galea'i	lem-AH-eh-feh				
		awg-BONG-beh-MEE-guh			naw-LAY-uh-eye				
11	Keondre Wudtee	kee-AWN-dray WOOD-tee	73	Teven Jenkins	TEV-in				
13	Tyron Johnson	TIE-ruhn	74	Larry Joubert	joe-BARE				
14	Bryce Balous	(rhymes with "malice")	82	Cole Walterscheid	walter-SHIED				
18	Za'Carrius Green	zuh-CARE-ee-us			(not walter-SHEED)				
18	Jelani Woods	jay-LAWN-ee	89	Tralund Webber	TRAY-luhnd				
22	Ja'Ron Wilson	JAY-ron	90	Taaj Bakari	TAWJH buh-KAR-ee				
25	Malik Kearse	muh-LEEK curse	93	Jarrell Owens	juh-RELL				
28	Thabo Mwaniki	TAW-bo MWAH-nee-kee	95	Vili Leveni	VILL-ee luh-VEN-ee				

## PRONUNCIATIONS

3	Marcell Ateman	EIGHT-man	29	Zach Sinor	SIGH-ner
4	Tracin Wallace	TRAY-sin	30	Chuba Hubbard	CHOO-buh
5	Jerel Morrow	juh-RELL	31	Tre Flowers	TRAY
7	Ramon Richards	ruh-MOAN	42	Sione Finefeuiaki	see-OH-nay
8	Braydon Johnson	BRAY-din			FEE-nay-FAY-you-
8	Rodarius Williams	roh-DARE-ee-us			wee-AH-kee
9	Gyasi Akem	JAH-see AH-kem	45	Chad Whitener	WHITE-ner
9	John Kolar	KOE-larr	54	Latu Maile	LAH-too MY-lay
11	Amen Ogbongbemiga	AY-men	66	Lemaefe Galea'i	lem-AH-eh-feh
		awg-BONG-beh-MEE-guh			naw-LAY-uh-eye
11	Keondre Wudtee	kee-AWN-dray WOOD-tee	73	Teven Jenkins	TEV-in
13	Tyron Johnson	TIE-ruhn	74	Larry Joubert	joe-BARE
14	Bryce Balous	(rhymes with "malice")	82	Cole Walterscheid	walter-SHIED
18	Za'Carrius Green	zuh-CARE-ee-us			(not walter-SHEED)
18	Jelani Woods	jay-LAWN-ee	89	Tralund Webber	TRAY-luhnd
22	Ja'Ron Wilson	JAY-ron	90	Taaj Bakari	TAWJH buh-KAR-ee
25	Malik Kearse	muh-LEEK curse	93	Jarrell Owens	juh-RELL
28	Thabo Mwaniki	TAW-bo MWAH-nee-kee	95	Vili Leveni	VILL-ee luh-VEN-ee



# ALPHABETICAL ROSTER

No.	Name	Pos.	Ht.	Wt.	Exp.	Hometown/Previous School	No.	Name	Pos.	Ht.	Wt.	Exp.	Hometown/Previous School
41	Britton Abbott	CW	6-2	255	RJr-1L	Liberal, KS/Liberal	32	Kris McCune	CB	6-2	200	Fr-HS	Forney, TX/Dallas Christian
9	Gyasi Akem	LB	6-2	239	Sr-3L	Broken Arrow, OK/Broken Arrow	85	Patrick McKaufman	WR	6-6	190	So-TR	Oklahoma City, OK/Douglass, NEO A&M JC
10	Tyrell Alexander	WR	6-1	180	RFr-RS	Lancaster, TX/Lancaster	25	Cole McKnight	WR	5-11	180	RSr-Sq	Cushing, OK/Cushing
49	Matt Ammendola	K	5-9	195	RSO-1L	Lansdale, PA/North Penn	84	Dayton Metcalf	CW	6-4	215	RFr-RS	Hooker, OK/Hooker
3	Marcell Ateman	WR	6-4	220	RSr-3L	Dallas, TX/Wylie East	77	Tyler Moore	OL	6-4	310	Jr-TR	Galena Park, TX/North Shore/Minnesota
90	Taaj Bakari	DT	6-1	305	RSO-Sq	Mansfield, TX/Legacy	52	Tanner Morgan	LS	6-1	235	So-1L	Ankeny, IA/Centennial
6	Adrian Baker	CB	5-11	180	Sr-TR	Hallandale, FL/Chaminade-Madonna/ Clemson	5	Jerel Morrow	S	5-10	205	RSr-3L	Emporia, KS/Emporia
14	Bryce Balous	CB	5-11	185	RSO-Sq	McKinney, TX/North	13	Lamarcus Morton	CB	6-1	165	Fr-HS	Gilmer, TX/Gilmer
37	Javarus Barksdale-Blair	CB	6-0	175	RFr-RS	Lexington, KY/Lafayette	19	Jovi Muñoz	K	5-8	173	Fr-HS	Arlington, TX/Mansfield Summit
48	Dawson Bassett	CW	6-4	245	RSr-2L	Tuttle, OK/Tuttle	92	Cameron Murray	DT	6-2	290	RFr-RS	Bryant, AR/Bryant
36	Rhett Boles	WR	5-11	185	Fr-HS	Tuttle, OK/Tuttle	28	Thabo Mwaniki	S	5-11	185	Fr-HS	Denton, TX/Guyer
94	Jordan Brailford	DE	6-3	250	RSO-1L	Tulsa, OK/Booker T. Washington	68	Deionte Noel	OL	6-2	325	RJr-Sq	Cibola, TX/Steele
6	Keenen Brown	CW	6-3	250	RJr-1L	Houston, TX/Alief Taylor	86	Baron Odom	CW	6-5	225	Fr-HS	Wynnewood, OK/Wynnewood
24	LD Brown	RB	5-9	193	RFr-RS	Dallas, TX/DeSoto	11	Amen Ogbongbemiga	LB	6-0	225	RFr-RS	Calgary, Alberta, Canada/Notre Dame HS
29	Bryce Brown	CB	5-9	180	RSO-Sq	Denton, TX/Guyer	91	DeQuinton Osborne	DT	6-0	305	RSr-1L	Grand Prairie, TX/South Grand Prairie/ Kilgore JC
1	Calvin Bundage	LB	6-2	205	So-1L	Edmond, OK/Santa Fe	93	Jarrell Owens	DE	6-3	265	RJr-2L	Palestine, TX/Palestine
87	Logan Carter	CW	6-4	245	RFr-RS	Henrietta, TX/Henrietta	89	Austin Parker	WR	6-1	195	RJr-Sq	Grapevine, TX/Grapevine/SE Okla. State
99	Trey Carter	DT	6-3	295	RJr-1L	Dallas, TX/Pinkston	19	Justin Phillips	LB	6-0	230	RJr-2L	Pearland, TX/Pearland
62	Jacob Clark	OL	6-3	280	RFr-RS	Rogers, AR/Bentonville	38	Philip Redwine-Bryant	S	6-2	215	RSO-Sq	Harker Heights, TX/Academy
46	Mike Coats	LB	6-1	228	Fr	Edmond, OK / Santa Fe	57	Walker Reed	OL	6-6	350	RFr-RS	Norman, OK/North
78	Aaron Cochran	OL	6-8	350	Sr-TR	Atwater, CA/Buhach Colony/California	7	Ramon Richards	S	5-11	185	Sr-3L	San Antonio, TX/Brackenridge
35	Chance Cook	S	6-0	190	So-1L	Canadian, TX/Canadian	67	Shane Richards	OL	6-8	325	Sr-Sq	Calgary, Alberta, Canada/ New Mexico Military
14	Taylor Cornelius	QB	6-6	225	RJr-Sq	Bushland, TX/Bushland	20	Malcolm Rodriguez	S	6-0	205	Fr-HS	Wagoner, OK/Wagoner
60	Zachary Crabtree	OL	6-7	310	RSr-3L	Mansfield, TX/Mansfield	2	Mason Rudolph	QB	6-5	230	Sr-2L	Rock Hill, SC/ Northwestern
2	Darius Curry	S	6-1	205	RSr-2L	Flowery Branch, GA/Flowery Branch	50	Ry Schneider	OL	6-3	325	RFr-RS	Minco, OK/Minco
79	Darion Daniels	DT	6-3	300	Jr-2L	Dallas, TX/Bishop Dunne	12	Ryan Sherry	QB	6-4	205	Fr-HS	Holdenville, OK/Holdenville
3	Kenneth Edison-McGruder	LB	6-0	220	Jr-2L	Houston, TX/Taylor	29	Zach Sinor	P	5-10	223	RJr-2L	Castroville, TX/Medina Valley
98	Brendon Evers	DT	6-2	290	Fr-HS	Bixby, OK/Bixby	56	Enoch Smith, Jr.	DT	6-2	295	Jr-TR	Chicago, IL/Mount Carmel/ Michigan State/Kennedy-King College
47	Tyler Ferguson	CW	6-2	260	RJr-Sq	McKinney, TX/Boyd	23	Trey Sterling	S	6-1	195	Fr-HS	Sunnyvale, TX/Sunnyvale
42	Sione Finefeuiaki	CW	6-0	245	Jr-TR	Santa Clara, CA/Wilcox/ College of San Mateo	17	Dillon Stoner	WR	6-0	198	RFr-RS	Tulsa, OK/Jenks
31	Tre Flowers	S	6-3	200	RSr-3L	Converse, TX/Judson	12	Kirk Tucker	LB	6-1	200	Sr-3L	Tucker, GA/Tucker
83	Korie Frausto	WR	6-0	187	RFr-HS	Wichita, KS/Maize South/Army	63	Sam Walkingstick	LS	5-11	200	RSO-1L	Salinas, OK/Salisaw
66	Lemaefe Galea'i	OL	6-4	340	RJr-1L	Eules, TX/Trinity	4	Tracin Wallace	QB	6-0	175	Fr-HS	Fort Worth, TX/South Hills
76	Dylan Galloway	OL	6-5	310	RFr-RS	Dallas, TX/Coppell	80	Tylan Wallace	WR	6-0	185	Fr-HS	Fort Worth, TX/South Hills
44	Ethan Garner	CW	6-6	255	Fr-HS	Owasso, OK/Owasso	82	Cole Walterscheid	DE	6-5	260	RJr-1L	Muenster, TX/Muenster
86	Triston Grant	DE	6-4	235	RFr-RS	Owasso, OK/Owasso	28	James Washington	WR	6-0	205	Sr-3L	Stamford, TX/Stamford
4	A.J. Green	CB	6-1	180	So-1L	DeSoto, TX/DeSoto	89	Tralund Webber	DE	6-5	250	Sr-1L	Cameron, TX/Yoe/Blinn JC
18	Za'Carrius Green	S	5-11	205	RSO-Sq	Duncanville, TX/Duncanville	45	Chad Whitener	LB	6-0	240	RSr-2L	Mansfield, TX/Mansfield/California
81	LC Greenwood	WR	6-3	210	Fr-HS	Garland, TX/Lakeview Centennial	69	Bailey Wilhite	OL	6-3	292	Fr	Rowlett, TX / Rowlett
51	Arlington Hambricht	OL	6-5	305	Jr-TR	Ypsilanti, MI/Belleville/Garden City CC	56	Larry Williams	OL	6-4	330	RSr-1L	Wilmington, NC/Laney/ East Carolina/Hutchinson CC
16	Devin Harper	LB	6-1	240	RFr-RS	Knoxville, TN/Karns	8	Rodarius Williams	CB	6-0	180	RFr-RS	Shreveport, LA/Calvary Baptist
53	Matt Hembrough	LS	6-3	192	Fr	Lisle, IL / Benet	58	Brett Wilson	OL	6-2	275	RSO-Sq	Cashion, OK/Cashion
33	Kevin Henry	LB	6-0	230	RSO-1L	Baton Rouge, LA/Central	22	Ja'Ron Wilson	RB	5-10	225	RFr-RS	Eules, TX/Trinity
5	Justice Hill	RB	5-10	185	So-1L	Tulsa, OK/Booker T. Washington	72	Johnny Wilson	OL	6-3	310	RSO-Sq	Midland, TX/Midland Christian
59	Matt Hockett	P	6-2	215	RJr-Sq	Norman, OK/Norman	88	Landon Wolf	WR	5-11	170	RFr-RS	Tulsa, OK/East Central
38	Chuba Hubbard	WR	6-1	190	Fr-HS	Sherwood Park, Alberta, Canada/Bev Facey	18	Jelani Woods	QB	6-7	235	Fr-HS	Ellenwood, GA/Cedar Grove
70	Ben Hughes	DT	6-1	325	RSr-Sq	Waco, TX/University	11	Keondre Wudtee	QB	6-4	210	RFr-RS	Bossier City, LA/Parkway
40	Luke Hupp	CW	5-10	270	RJr-Sq	Louisburg, KS/Louisburg/Fort Scott CC							
73	Teven Jenkins	OL	6-6	310	RFr-RS	Topeka, KS/Topeka							
8	Braydon Johnson	WR	6-1	185	Fr-HS	Arlington, TX/Bowie							
13	Tyron Johnson	WR	6-1	185	RSO-TR	New Orleans, LA/Warren Easton/LSU							
74	Larry Joubert	OL	6-4	290	Jr-TR	Oklahoma City, OK/Douglass/NEO A&M JC							
22	Taoheed Karim	CB	5-11	165	Fr-HS	Oklahoma City, OK/Putnam City North							
25	Malik Kearse	CB	6-0	170	Sr-Sq	Miami, FL/Pace/Fort Scott CC							
79	Matt Kegel	OL	6-5	295	RFr-RS	Chaska, MN/Chaska							
75	Marcus Keyes	OL	6-3	300	RSO-1L	Port Allen, LA/Port Allen							
27	J.D. King	RB	5-11	205	Fr-HS	Fitzgerald, GA/Fitzgerald							
9	John Kolar	QB	6-4	200	RSO-Sq	Norman, OK/Norman North							
15	Chris Lacy	WR	6-3	205	Sr-3L	DeSoto, TX/DeSoto							
95	Vili Leveni	DE	6-4	280	RSr-2L	Hurst, TX/L.D. Bell							
26	Anthony Love	WR	6-4	192	Fr-HS	Lawton, OK/MacArthur							
71	Brad Lundblade	OL	6-3	300	Sr-3L	Argyle, TX/Liberty Christian							
44	Patrick Macon	LB	6-3	240	Jr-TR	Memphis, TN/Millington Central/ Arizona Western CC							
54	Latu Maile	DT	6-1	305	So-TR	Eules, TX/Trinity/Tyler JC							
40	Brock Martin	DE	6-4	235	Fr-HS	Oologah, OK/Oologah							
1	Jalen McCleskey	WR	5-10	170	Jr-2L	Covington, LA/St. Paul's							
39	Jake McClure	P	6-3	195	Fr-HS	Chattanooga, TN/East Hamilton							
65	Matt McClurg	OL	6-5	323	Fr-HS	Centennial, CO/Heritage							

## PRONUNCIATIONS

9	Gyasi Akem	JAH-see AH-kem	95	Vili Leveni	VILL-ee luh-VEN-ee
3	Marcell Ateman	EIGHT-man	54	Latu Maile	LAH-too MY-lay
90	Taaj Bakari	TAWJH buh-KAR-ee	5	Jerel Morrow	juh-RELL
14	Bryce Balous	(rhymes with "malice")	28	Thabo Mwaniki	TAW-bo MWAH-nee-kee
42	Sione Finefeuiaki	see-OH-nay	11	Amen Ogbongbemiga	AY-men
		FEE-nay-FAY-you-wee-AH-kee			awg-BONG-beh-MEE-guh
31	Tre Flowers	TRAY	93	Jarrell Owens	juh-RELL
66	Lemaefe Galea'i	lem-AH-eh-feh	7	Ramon Richards	ruh-MOAN
		naw-LAY-uh-eye	29	Zach Sinor	SIGH-ner
18	Za'Carrius Green	zuh-CARE-ee-us	4	Tracin Wallace	TRAY-sin
30	Chuba Hubbard	CHOO-buh	82	Cole Walterscheid	walter-SHIED
73	Teven Jenkins	TEV-in			(not walter-SHEED)
8	Braydon Johnson	BRAY-din	89	Tralund Webber	TRAY-luhnd
13	Tyron Johnson	TIE-ruhn	45	Chad Whitener	WHITE-ner
74	Larry Joubert	joe-BARE	8	Rodarius Williams	roh-DARE-ee-us
25	Malik Kearse	muh-LEEK curse	22	Ja'Ron Wilson	JAY-rahN
9	John Kolar	KOE-larr	18	Jelani Woods	jay-LAWN-ee
			11	Keondre Wudtee	kee-AWN-dray WOOD-tee





## GAME NOTES

### ASSOCIATED PRESS POLL, WEEK 7

RK	TEAM	RECORD	PTS
1	Alabama (43)	6-0	1,507
2	Clemson (18)	6-0	1,481
3	Penn State	6-0	1,370
4	Georgia	6-0	1,327
5	Washington	6-0	1,284
6	TCU	5-0	1,192
7	Wisconsin	5-0	1,127
8	Washington State	6-0	1,094
9	Ohio State	5-1	1,051
10	Auburn	5-1	914
11	Miami (FL)	4-0	908
12	Oklahoma	4-1	851
13	USC	5-1	795
14	<b>Oklahoma State</b>	<b>4-1</b>	<b>712</b>
15	Virginia Tech	5-1	617
16	Notre Dame	5-1	583
17	Michigan	4-1	524
18	South Florida	5-0	482
19	San Diego State	6-0	465
20	North Carolina State	5-1	421
21	Michigan State	4-1	416
22	UCF	4-0	274
23	Stanford	4-2	109
24	Texas Tech	4-1	105
25	Navy	5-0	74

Others receiving votes: Georgia Tech 39, West Virginia 26, Louisville 25, Utah 17, LSU 9, Florida 9, Kentucky 6, Iowa St. 5, Texas A&M 4, Memphis 2

### AMWAY COACHES POLL, WEEK 7

RK	TEAM	RECORD	PTS
1	Alabama (57)	6-0	1,617
2	Clemson (8)	6-0	1,568
3	Penn State	6-0	1,454
4	Washington	6-0	1,404
5	Georgia	6-0	1,380
6	Wisconsin	5-0	1,243
7	TCU	5-0	1,229
8	Ohio State	5-1	1,146
9	Washington State	6-0	1,117
10	Miami	4-0	1,003
11	Auburn	5-1	941
12	Oklahoma	4-1	919
13	USC	5-1	818
14	<b>Oklahoma State</b>	<b>4-1</b>	<b>788</b>
15	South Florida	5-0	622
16	Michigan	4-1	612
17	Virginia Tech	5-1	599
18	San Diego State	6-0	516
19	Notre Dame	5-1	498
20	NC State	5-1	455
21	UCF	4-0	273
22	Michigan State	4-1	261
23	Utah	4-1	122
24	Navy	5-0	110
25	Stanford	4-2	107

Others receiving votes: Louisville 85, Georgia Tech 47, Kentucky 41, Texas Tech 29, West Virginia 29, Florida 23, Texas A&M 14, Troy, LSU 9, Memphis 9, Wake Forest 5, Iowa State 4, Iowa 3, Mississippi State 3, South Carolina 3, Texas 2, Colorado State 2

### THE BASICS

The No. 14/14 Oklahoma State football team (4-1 overall; 1-1 Big 12) hosts Baylor (0-5 overall; 0-2 Big 12) in the Cowboys' annual Homecoming game on Saturday, Oct. 14. Kickoff is scheduled for 2:30 p.m. on FS1.

### TICKET INFO

Saturday marks the third home game in OSU's "SEASON of Orange," where all Oklahoma State fans are encouraged to dress in orange every game. Single game tickets and season tickets are still available, but fans are encouraged to act quickly as the first two home games this season were both sellouts. Tickets can be purchased online at [okstate.com/tickets](http://okstate.com/tickets) or by phone at 877-ALL-4-OSU. The ticket office can also be reached by email at [tickets@okstate.edu](mailto:tickets@okstate.edu).

### ON THE AIR

The game will be televised by FS1 with Justin Kutcher, Mark Helfrich and Petros Papadakis on the call. The contest will also be carried live on the Cowboy Radio Network, with Dave Hunziker handling play-by-play, John Holcomb providing analysis and Robert Allen reporting from the sideline. Fans outside of the Cowboy Radio Network can listen to the OSU broadcast for free through TuneIn Radio or the TuneIn Radio app. The game will also be covered on national radio by Compass Sports Media with Gregg Daniels and Tony Hill on the call.

### IN THE RANKINGS

Oklahoma State is ranked No. 14 in both the Associated Press poll and the Amway Coaches Poll. The Cowboys have been ranked in the top 15 of both polls since week 12 of the 2016 season.

Including this season, OSU has reached the top 15 of the A.P. poll at some point in nine of the past 10 seasons and the top 10 of the A.P. poll in eight of the last 10 seasons. This week's game against Baylor marks the 89th time in the Cowboys' last 120 games that OSU has been ranked by the A.P. entering a game. Baylor is not ranked.

Although the first College Football Playoff rankings of 2017 aren't released until October 31, it is worth noting that the Cowboys are one of only seven teams to be ranked in every set of CFP rankings since the beginning of 2015, joining Alabama, Clemson, Florida State, Michigan, Ohio State and Utah.

### HOMECOMING ACTIVITIES

Homecoming is a big deal at Oklahoma State. This year's Homecoming theme is "Herald Your Fame" in reference to the Oklahoma State Alma Mater. For a full list of activities, visit the OSU Alumni Association website, [orangeconnection.org](http://orangeconnection.org), but below is an abbreviated look at some of the events planned for the week:

**Sunday, Oct. 8 at 5:30 p.m.** - Orange Fountain Dyeing at Edmon Low Library Fountain

**Monday, Oct. 9 from 5-7 p.m.** - Homecoming tailgate for OSU students at Kerr-Drummond Plaza

**Tuesday, Oct. 10 from 6-8 p.m.** - Harvest Carnival and Chili Cook Off at the Payne County Expo Center

**Wednesday, Oct. 11 from 5-7 p.m.** - Hester Street Painting between Morrill and Athletic Avenues

**Thursday, Oct. 12 at Dusk** - Orange Reflection at OSU residence halls

**Friday, Oct. 13 from 5:30-9 p.m.** - Walkaround in the Greek Neighborhood and then Homecoming and Hoops from 9-10:30 p.m. inside Gallagher-Iba Arena.

**Saturday, Oct. 14 at 9 a.m.** - Sea of Orange Parade on Main Street

### NOTING THE COWBOYS IN HOMECOMING GAMES

Oklahoma State owns an all-time record of 52-36-7 in homecoming games. The Cowboys have won eight of their last 10 and 30 of their last 45 Homecoming games.

### THE SERIES

Saturday's game marks the 36th contest between Oklahoma State and Baylor. OSU leads the all-time series, 19-16, and holds a 12-5 all-time advantage over BU in Stillwater. Since the formation of the Big 12 Conference, the Cowboys have won 16 of their 21 matchups against the Bears, but Baylor has won the last three. The Cowboys have also been tough to beat at home in recent series history, winning 11 of the last 12 meetings in Stillwater. Mike Gundy is 7-5 in his career against Baylor. Saturday marks Matt Rhule's first time coaching against OSU.

### WEEKLY MEDIA CALENDAR

9 Monday	10 Tuesday	11 Wednesday	12 Thursday	13 Friday	14 Saturday
<b>10:20 a.m. CT</b> Mike Gundy on Big 12 Coaches Teleconference  <b>11 a.m. CT</b> Mike Gundy Media Luncheon	<b>6 p.m. CT</b> Mike Gundy Radio Show - Cowboy Radio Network  <b>5:35 p.m. CT</b> Selected Cowboy players available after practice in the Sherman E. Smith Training Center	<b>5 p.m. CT</b> Cowboy Football Roundup TV Show Aired on Fox Sports Oklahoma	No availability	No availability except for network TV	<b>2:30 p.m. CT</b> Baylor vs. OSU





## GAME NOTES

### OKLAHOMA STATE FROM A DISTANCE

The Cowboys are 4-1 on the year and enter Saturday's game against Baylor after an open week. The week prior to that, OSU handed Texas Tech its only loss of the season thus far, winning 41-34 behind a five-touchdown day from quarterback Mason Rudolph (three passing and two rushing).

That game was just the latest in a long string of impressive outings for the Heisman-shortlisted senior, marking his sixth consecutive game with at least 300 passing yards and two passing touchdowns. The Rock Hill, S.C., native is the No. 1 ranked player in the country in points responsible for and is ranked among the top five players nationally in nearly every major passing statistic. He's also OSU's all-time leading passer and holds at least 28 OSU records.

Rudolph's biggest asset is his receiving corps. In just five games, OSU has had nine 100-yard receiving performances, with four players contributing at least one: James Washington (four), Marcell Ateman (three), Jalen McCleskey (one) and Dillon Stoner (one). Those four all had a 100-yard day at Pitt, marking the first time an FBS team has had four 100-yard receivers in a game since Texas Tech in 2005.

The Oklahoma State defense has been opportunistic, scoring three defensive touchdowns to rank fourth nationally this season. The Cowboys have started games strongly as well, allowing just 13 first-quarter points all season.

### BAYLOR FROM A DISTANCE

Baylor is also coming off an open week, giving both teams two weeks to prepare for the matchup. The Bears enter the game with a 0-5 overall record and an 0-2 mark in conference play, but each one of their games has been closely contested.

Three of BU's losses have been decided by just one possession, including a 49-41 loss to then-No. 3 Oklahoma on Sept. 23. The Bears have only been outscored by an average of 9.0 points per game.

While Baylor has not put up video game numbers this season, it should be noted that the Bears remain very capable of ripping off big plays. In Bill Connelly's most recent IsoPPP ranking, which measures the explosive play ability of each FBS team, Baylor's offense ranks second in the nation overall. According to Connelly's rankings, the BU passing game is sixth nationally in IsoPPP and its run game is 13th nationally in IsoPPP. The duo of Denzel Mims and Chris Platt has combined for 12 receiving touchdowns on the year. Both players average more than 20 yards per reception and more than 100 receiving yards per game.

On special teams, the Bears rank third in the FBS with a net punting average of 43.4.

### AN OKLAHOMA STATE WIN WOULD...

- ▶ Mark the eighth time it has started 5-1 or better during the Mike Gundy era.
- ▶ Improve its all-time series advantage vs. Baylor to 20-16.
- ▶ Give it 17 wins in its last 22 games vs. Baylor and 12 wins in its last 13 home games vs. Baylor.
- ▶ Improve Mike Gundy's record against Baylor to 8-5.
- ▶ Give the Cowboys wins in 13 of their last 15 games overall.
- ▶ Improve the Cowboys to 57-6 in their last 63 games against unranked opponents, dating back to 2010.
- ▶ Give it wins in 23 of its last 24 games when playing as a ranked team against an unranked opponent.
- ▶ Improve Mike Gundy's career record in conference games to 65-40.
- ▶ Improve the Cowboys to 46-19 in Big 12 Conference games since 2010.

### NOTABLE STREAKS AND TRENDS ENTERING THE GAME

- ▶ Oklahoma State has won 12 of its last 14 games overall.
- ▶ OSU has scored at least 20 points in each of its last 34 games - the longest active streak in the nation.
- ▶ QB Mason Rudolph has thrown 38 touchdown passes against just six interceptions in his last 14 games.
- ▶ Rudolph has thrown for 300 yards in six straight games - the second longest active streak in the nation. The streak is only one behind the longest streak of seven held by UCLA's Josh Rosen.
- ▶ Receiver James Washington has at least one catch in 37 straight games - the second-longest active streak in FBS.
- ▶ Receiver Jalen McCleskey has at least one catch in each of his last 27 games.
- ▶ OSU is outscoring opponents, 73-13, in first quarters this year. It has a first quarter shutout in five of its last seven games.
- ▶ OSU is 12-1 in its last 13 games decided by less than 10 points.
- ▶ OSU has outrushed its opponent in five of its last six games and in seven of its last nine games.
- ▶ Oklahoma State has won 26 of its last 33 games overall, dating back to the end of the 2014 season.
- ▶ OSU has forced at least one turnover in 19 straight games and in 28 of the last 29 games, dating to 2015.
- ▶ OSU has scored a defensive touchdown in three of its last five games.
- ▶ Dating back to 2005, the Cowboys have won 30 of their last 32 games when not committing a turnover.
- ▶ Dating back to 2008, the Cowboys have won 52 of their last 57 games when winning the turnover battle.
- ▶ Oklahoma State has held its last 13 opponents to a total of minus-23 punt return yards.

### CONNECTIONS

- ▶ OSU CB Adrian Baker and BU OL Jake Fruhmorgen went to Clemson.
- ▶ OSU OL Deionte Noel and BU OL Josh Malin went to Steele HS in Cibolo, Texas.
- ▶ OSU CB A.J. Green & WR Chris Lacy & BU LB Taylor Young & OL Xavier Newman went to DeSoto HS in Texas.
- ▶ OSU DT DeQuinton Osborne and BU WR Tony Nicholson went to South Grand Prairie HS in Texas.
- ▶ OSU CW Keenen Brown & LB Kenneth Edison-McGruder & BU OL Eleasah Anderson went to Alief Taylor in Houston.
- ▶ OSU CW Tyler Ferguson and BU LS Ross Maticisk went to Boyd HS in McKinney, Texas.
- ▶ OSU DT Ben Hughes went to University HS in Waco, Texas.

### STATE OF THE PROGRAM

#### FIRST-ROUND PICKS, 2009-17 (BIG 12)

1. <b>Oklahoma State</b>	6
Baylor	6
3. Oklahoma	5
4. Texas	4
West Virginia	4
6. TCU	3
7. Texas Tech	2
8. Kansas State	1
9. Iowa State and Kansas	0

#### FIRST-ROUND PICKS, 2009-17 (NATIONAL)

1. Alabama	22
2. Florida	13
Ohio State	13
4. Florida State	10
LSU	10
6. Texas A&M	9
USC	9
8. Missouri	8
Clemson	8
10. Georgia	7
North Carolina	7
Wisconsin	7
11. <b>Oklahoma State</b>	6
Baylor	6
Louisville	6
Notre Dame	6
Mississippi	6
Tennessee	6
Washington	6
Stanford	6
21. California	5
Oklahoma	5
Oregon	5

#### MOST 10-WIN SEASONS, 2010-2017

1. Alabama	7
2. Florida State	6
Ohio State	6
Stanford	6
Oklahoma	6
6. <b>Oklahoma State</b>	5
Michigan State	5
Oregon	5
Wisconsin	5
Boise State	5
Clemson	5
12. TCU	4
Baylor	4
Georgia	4
LSU	4

#### RECORD IN BIG 12 GAMES SINCE 2010

1. Oklahoma	50-14	.781
2. <b>Oklahoma State</b>	45-19	.703
3. Kansas State	39-24	.619
3. Baylor	39-24	.619
5. TCU*	27-20	.574
6. West Virginia*	23-23	.500
7. Texas	31-32	.492
8. Texas Tech	23-41	.359
9. Iowa State	16-48	.250
10. Kansas	4-60	.063

\* TCU and West Virginia didn't join the Big 12 until 2012.



# GAME NOTES

## STATE OF THE PROGRAM



The list of Oklahoma State products now in the NFL includes three Pro Bowlers - kicker Dan Bailey of the Dallas Cowboys, receiver Dez Bryant of the Dallas Cowboys, and offensive lineman Russell Okung of the Los Angeles Chargers. The complete list:

Player	Team	Position
Dan Bailey	Dallas Cowboys	K
Dez Bryant	Dallas Cowboys	WR
Chris Carson	Seattle Seahawks	RB
Michael Hunter	New York Giants	CB
Ashton Lampkin	Kansas City Chiefs	CB
Emmanuel Ogbah	Cleveland Browns	DL
Russell Okung	Los Angeles Chargers	OT
Tyler Patmon	Jacksonville Jaguars	CB
Kevin Peterson	Los Angeles Rams	CB
Lenzy Pipkins	Green Bay Packers	CB
Lane Taylor	Green Bay Packers	OG
Vincent Taylor	Miami Dolphins	DT
Brandon Weeden	Tennessee Titans	QB

Since Mike Gundy took over as head coach in 2005, Oklahoma State has produced 21 NFL draft picks. The list:

### OSU'S DRAFT PICKS UNDER MIKE GUNDY

Year	Rd.	Pick	Player	Pos.	Team
2005	2	56	Darrent Williams	CB	Denver Broncos
2005	3	73	Vernand Morency	RB	Houston Texans
2005	7	249	Billy Bajema	TE	San Francisco 49ers
2006	6	199	Charlie Johnson	T	Indianapolis Colts
2007	4	132	Ryan McBean	DE	Pittsburgh Steelers
2007	6	209	Corey Hilliard	OT	New England Patriots
2009	1	20	Brandon Pettigrew	TE	Detroit Lions
2010	1	6	Russell Okung	OL	Seattle Seahawks
2010	1	24	Dez Bryant	WR	Dallas Cowboys
2010	5	137	Perrish Cox	DB	Denver Broncos
2010	7	250	Zac Robinson	QB	New England Patriots
2011	4	115	Kendall Hunter	RB	San Francisco 49ers
2012	1	5	Justin Blackmon	WR	Jacksonville Jaguars
2012	1	22	Brandon Weeden	QB	Cleveland Browns
2012	6	190	Markelle Martin	S	Tennessee Titans
2013	5	151	Joseph Randle	RB	Dallas Cowboys
2014	1	8	Justin Gilbert	CB	Cleveland Browns
2015	7	252	Josh Furman	DB	Denver Broncos
2016	2	32	Emmanuel Ogbah	DE	Cleveland Browns
2017	6	194	Vincent Taylor	DT	Miami Dolphins
2017	7	249	Chris Carson	RB	Seattle Seahawks

## Team and Player Notes

### WIN INDICATORS

There are many things that go into whether a team wins a game, but a long-term look at the trends during Mike Gundy's tenure at Oklahoma State shows that winning the turnover battle and winning the run game are two of the easiest ways to predict an OSU victory.

Since 2005, when the Cowboys win the turnover battle, they are 62-8 (88.6 pct.) They are 29-2 (93.5 pct.) in games when they commit zero turnovers. OSU is 80-20 under Gundy when outrushing the opponent (80.0 pct.) and is 34-5 when holding the opponent under 100 yards on the ground (87.2 pct.).

History also shows that OSU is tough to beat when it takes a lead into halftime, as the Cowboys are 85-7 when leading at intermission under Gundy (92.4 pct.).

### WEEK SEVEN TALKING POINTS - OFFENSE

► Already OSU's all-time leading passer, Mason Rudolph continues to rewrite the record book at Oklahoma State. He owns no fewer than 28 school records, and he adds more to his résumé each week. With 423 first-half passing yards against Pitt, Rudolph set a new school record for passing yards in a half. Against TTU last game, Rudolph threw for 376 to set a new OSU record with his 17th career 300-yard passing game. The next records he's likely to claim are the OSU career marks for passing touchdowns, completions and touchdowns responsible for.

► The Cowboy receivers are also denting the record books. OSU recorded four different 100-yard receivers in the game at Pitt - Jalen McCleskey (162), James Washington (124), Marcell Ateman (109) and Dillon Stoner (100). It was the first time in school history that OSU has had more than two 100-yard receivers in a game, and the first time any FBS team has accomplished the feat since Texas Tech had four 100-yard receivers against Kansas State in 2005.

► James Washington has lived up to the hype as the preseason Biletnikoff Award favorite and preseason AP All-American. He's gone over 100 yards receiving in every game but one (in which he had 98) and ranks second nationally in receiving yards per game at 129.4, despite sitting out the fourth quarter in each of OSU's three blowout non-conference wins. Washington is also climbing up the charts on several OSU records, and last game passed Justin Blackmon for second place on OSU's all time receiving list. With the rate of production he's on this season, he could be OSU's all-time leader in receiving yards, receiving touchdowns and yards per catch at the end of the year.

► The balance between the run game and the pass game makes it especially difficult for opponents to defend OSU's offense. The Cowboys have outpassed their opponents in every game this season and have outrushed them in all but one. OSU is ranked second nationally in total offense per game and in scoring offense. From a playcalling standpoint, OSU has 184 rush attempts and 184 pass attempts this season.

► A primary reason for OSU's offensive success is its ability to convert on third down. The Cowboys rank second nationally with a 55 percent conversion rate on third downs, highlighting one of the many frustrations of defending the OSU offense.

### RUDOLPH ON THE SHORT LIST FOR THE HEISMAN TROPHY

Since having his redshirt pulled in week 11 of the 2014 season, Mason Rudolph has quarterbacked Oklahoma State to a 26-7 record as a starter and has led the Cowboys to eight victories in games in which they trailed during the second half.

Rudolph owns no fewer than 28 school records, and last game set a new OSU record with his 17th career game with at least 300 yards passing - a number that includes every game this season. In fact, he's hit the mark in his last six games, and in eight of his last 10, dating back to last season. His six straight games with 300 yards passing mark the second-longest active streak in the nation and the longest in OSU history. Including his school-record 423 passing yards in the first half against Pittsburgh, Rudolph has surpassed 300 yards passing in a half on three occasions - a feat that had only been accomplished twice in Oklahoma State history prior to last season. He set the school record for passing yards in a game with 540 in OSU's win over Pitt last season and is OSU's career passing leader and OSU's career leader in total offense. He was the only quarterback in the country last season to throw for more than 4,000 yards with fewer than five interceptions, and this season he's thrown for 1,909 yards and 16 touchdowns against just four interceptions.

Rudolph has been tabbed as the No. 1 senior quarterback in the country by Mel Kiper. He's also on the watch lists for the Maxwell Award, the Wuerffel Trophy, the Johnny Unitas Golden Arm Award, the Davey O'Brien National Quarterback Award, the Manning Award and the Allstate AFCA Good Works Team.

He's also been picked to win the most famous of them all: the Heisman Trophy.

### RUDOLPH CHASING OSU WINS RECORD

Rudolph holds no fewer than 28 school records at Oklahoma State and he's in position to set OSU career records for pass completions, passing touchdowns and points responsible for, among others. He set the career passing yards record in week two, the total offense record against TCU and is also working his way into another spot in the Cowboy record book: OSU's all-time winningest quarterback. As a senior, he is 26-7 as a starter and needs only three more wins to set the record for wins as a starting quarterback. A look at where he stands on the list:

Rank	Name	Years as a Starter	Record
1.	Mike Gundy	1986-1989	28-14
2.	<b>Mason Rudolph</b>	<b>2014-2017</b>	<b>26-7</b>
3.	Brandon Weeden	2010-2011	23-3
4.	Zac Robinson	2007-2009	23-13



## GAME NOTES

### MASON RUDOLPH: THE NUMBERS SPEAK FOR THEMSELVES

Now in his final season of college football, Rudolph's numbers are among the best in nation when it comes to both career and season rankings. A look at how his passing numbers rank among all FBS players:

#### Career Ranking Among Active FBS Players

Rank	Statistic	Value
1.	Total Offense Yds Per Play	8.09
2.	Passing Yards per Attempt	9.39
3.	Passing Efficiency	159.03
3.	Passing Yards	10,623
3.	Passing Yards Per Game	312.4
3.	Total Offense	10,676
5.	Passing Attempts	1131
5.	Passing Completions	714
6.	Touchdown Passes	71

#### 2017 FBS Rankings

Rank	Statistic	Value
1.	Points Responsible For	126
1.	Points Responsible For Per Game	25.2
2.	Passing Yards Per Game	381.8
3.	Total Offense	393.8
3.	Passing TDs	16
3.	Passing Efficiency	186.2
3.	Yards per Pass Attempt	11.03
4.	Passing Yards per Completion	16.32
5.	Passing Yards	1,909

### THROWING DARTS

One of the most impressive parts of Rudolph's game is his ability to avoid interceptions, not just this year, but throughout his career. Despite attempting 448 passes in 2016, he was only picked off four times. He was the only quarterback in the country who surpassed 4,000 passing yards with less than five interceptions last season.

Rudolph's interception numbers are even more impressive considering a large percentage of his passes are downfield, not short and easy throws. Rudolph was third nationally last year in 30-plus yard completions and he was the only quarterback in the country with four completions of at least 80 yards.

He leads the nation in completions of at least 30 yards this season. A look at the national leaders:

Rk	Player, School	G	10+	20+	30+	40+	50+	60+	70+	80+	90+	TD	Int.
1.	Mason Rudolph, Oklahoma State	5	75	30	17	10	5	4	2	1	0	16	4
2.	Mason Fine, North Texas	5	48	22	14	10	2	1	1	0	0	11	4
2.	Will Grier, West Virginia	5	62	24	14	10	6	5	2	0	0	16	4
2.	Shea Patterson, Ole Miss	5	67	21	14	10	6	4	4	0	0	13	6
2.	Bryant Shirreffs, Connecticut	5	54	24	14	8	5	3	1	0	0	9	3
6.	Ben Hicks, SMU	6	59	29	13	6	4	2	0	0	0	15	5
6.	Tyler Rogers, New Mexico State	6	76	35	13	4	2	2	1	1	0	16	11
6.	Josh Rosen, UCLA	5	84	33	13	7	3	1	0	0	0	17	5

### 300, 300, 300, 300, 300, 300 ...

With 376 passing yards against TTU in OSU's last game, Rudolph broke Brandon Weeden's record for career games with at least 300 yards passing with his 17th. He also extended his own record for consecutive games with 300 yards passing with his sixth straight, beginning with his performance in last year's Alamo Bowl. A look at Rudolph's performances on his active record streak:

Date	Opponent	Cmp.	Att.	Int.	Yds.	TD	Long
Dec. 29	vs. Colorado	22	32	0	314	3	46
Aug. 31	Tulsa	20	24	0	303	3	77
Sept. 8	at South Alabama	25	38	0	335	3	66
Sept. 16	at Pittsburgh	23	32	1	497	5	69
Sept. 23	TCU	22	41	2	398	2	86
Sept. 30	Texas Tech	27	38	1	376	3	37

### CONSECUTIVE 300-YARD PASSING GAMES - LONGEST ACTIVE CAREER STREAKS

His streak of six straight games with at least 300 passing yards also represents the second-longest active streak in the nation. Here are the longest active streaks in FBS, among the only three QBs who've hit the mark in each game of 2017:

Rk	Player, School	Games
1.	Josh Rosen, UCLA	7
2.	Mason Rudolph, Oklahoma State	6
3.	Will Grier, West Virginia	5

### THE BEST WIDE RECEIVER IN THE COUNTRY

James Washington is Rudolph's top target, and he leads the nation in several statistical categories of his own. His 31 career receiving touchdowns are the highest total among all active FBS players - and are five in front of second place. He also leads all active players with 3,570 career receiving yards - nearly 400 yards in front of the next best - and he's just a fraction of a yard from leading all active players with a career average of 19.8 yards per catch. Washington is the consensus pick as the nation's top receiver and he's the favorite to win the Biletnikoff Award. The Stamford, Texas, native is also on the watch lists for the Walter Camp Award and the Maxwell Award, which are both presented to the nation's top player.

This season, he's the nation's second-leading receiver with 129.4 yards per game, despite sitting out the fourth quarter in each of OSU's three blowout non-conference wins.

### SITUATIONAL RECORDS

	2017	Gundy Era
Home	1-1	61-20
Away	3-0	38-26
Neutral	0-0	10-5
Natural Grass	1-0	14-16
Artificial Turf	3-1	94-35
Day Games	1-1	61-26
Night Games	3-0	47-25
vs. Ranked Opponents	0-1	20-30
August	1-0	3-1
September	3-1	39-10
October	0-0	33-13
November	0-0	25-20
December	0-0	5-4
January	0-0	3-3
Leading at Halftime	4-0	85-7
Trailing at Halftime	0-1	20-41
Tied at Halftime	0-0	3-3
Scoring First	4-0	74-22
Opponent Scoring First	0-1	34-29
Score < 20 Points	0-0	1-13
Score 20+ Points	4-1	105-38
Score 30+ Points	4-1	95-19
Score 40+ Points	4-0	61-4
Opponent Scores < 20 Points	1-0	51-0
Opponent Scores 20+ Points	3-1	56-50
Opponent Scores 30+ Points	1-1	27-43
Opponent Scores 40+ Points	0-1	4-27
Gain < 20 First Downs	0-0	17-23
Gain 20+ First Downs	4-1	90-28
Opponent Gains < 20 First Downs	2-0	52-12
Opponent Gains 20+ First Downs	2-1	56-39
More Rushing Yards Than Opponent	4-0	80-20
Fewer Rushing Yards Than Opponent	0-1	28-31
Rush For < 100 Yards	0-0	12-11
Rush For 100+ Yards	4-1	96-40
Opponent Rushes For < 100 Yards	2-0	34-5
Opponent Rushes For 100+ Yards	2-1	74-46
More Passing Yards Than Opponent	4-1	74-18
Fewer Passing Yards Than Opponent	0-0	34-33
Pass For < 200 Yards	0-0	19-19
Pass For 200+ Yards	4-1	89-32
Opponent Passes For < 200 Yards	2-0	39-9
Opponent Passes For 200+ Yards	2-1	69-42
Pass For < 300 Yards	0-0	54-33
Pass For 300+ Yards	4-1	52-18
Opponent Passes For < 300 Yards	3-1	84-27
Opponent Passes For 300+ Yards	1-0	24-24
More Total Yards Than Opponent	4-1	85-13
Fewer Total Yards Than Opponent	0-0	23-38
Gain < 300 Total Yards	0-0	3-11
Gain 300+ Total Yards	4-1	105-40
Opponent Gains < 300 Total Yards	1-0	25-1
Opponent Gains 300+ Total Yards	3-1	83-50
Commit No Turnovers	1-0	29-2
Win Turnover Battle	1-0	62-8
Equal Turnovers As Opponent	3-0	28-12
Lose Turnover Battle	0-1	18-31
Commit < 6 Penalties	3-0	46-28
Commit 6+ Penalties	1-1	62-23
3rd Down % < 25	0-0	5-16
3rd Down % 25-49	1-0	54-24
3rd Down % 50+	3-1	49-11
Opponent 3rd Down % < 25	1-0	25-3
Opponent 3rd Down % 25-49	2-0	69-30
Opponent 3rd Down % 50+	1-1	14-18
Trail Time of Possession	2-1	64-40
Lead Time of Possession	2-0	44-11



## GAME NOTES

### COWBOYS IN CLOSE GAMES

Success in close games has been part of Mike Gundy's career success. A look at how the Cowboys have fared in close games (less than 10 points separating the final score) during his head coaching career, which spans from 2005 to the present:

#### 2005

Montana State	W	15-10
Missouri	L	31-38
No. 13 Texas Tech	W	24-17

#### 2006

at Houston	L	25-34
at Kansas State	L	27-31
No. 23 Texas A&M	L	33-34 (OT)
at Texas Tech	L	24-30
No. 13 Oklahoma	L	21-27
Alabama (Independence Bowl)	W	34-31

#### 2007

Texas Tech	W	49-45
at Texas A&M	L	23-24
No. 25 Kansas State	W	41-39
No. 14 Texas	L	35-38

#### 2008

at No. 3 Missouri	W	28-23
at No. 1 Texas	L	24-28

#### 2009

at Texas A&M	W	36-31
Texas Tech	W	24-17
Colorado	W	31-28

#### 2010

Troy	W	41-38
Texas A&M	W	38-35
No. 14 Oklahoma	L	41-47

#### 2011

at No. 8 Texas A&M	W	30-29
No. 17 Kansas State	W	52-45
at Iowa State	L	31-37 (OT)
No. 4 Stanford (Fiesta Bowl)	W	41-38 (OT)

#### 2012

No. 12 Texas	L	36-41
at Kansas	W	20-14
at No. 14 Oklahoma	L	48-51 (OT)
at Baylor	L	34-41

#### 2013

at West Virginia	L	21-30
Kansas State	W	33-29
No. 18 Oklahoma	L	24-33

#### 2014

vs. No. 1 Florida State	L	31-37
at Kansas	W	27-20
at No. 18 Oklahoma	W	38-35
Washington (Cactus Bowl)	W	30-22

#### 2015

at Texas	W	30-27
Kansas State	W	36-34
at West Virginia	W	33-26 (OT)
at Iowa State	W	35-31

#### 2016

Central Michigan	L	27-30
Pittsburgh	W	45-38
Iowa State	W	38-31
at Kansas State	W	43-37
Texas Tech	W	45-44

#### 2017

Texas Tech	W	41-34
------------	---	-------

### WASHINGTON IN THE OSU RECORD BOOKS, TOO

Washington is one of only three Cowboys ever with 10 or more receiving touchdowns in multiple seasons, joining two-time Biletnikoff Award winner Justin Blackmon and Rashaun Woods. He is also one of five OSU players in history with multiple 1,000-yard seasons, joining Blackmon, Woods, Hart Lee Dykes and Adarius Bowman.

He is second on OSU's career receiving yards list with 3,570 and will become OSU's all-time receiving yards leader if he keeps producing at his current rate. He is averaging 129.4 receiving yards per game this season.

Rk	Yards	Player	Years at OSU
1.	4,414	Rashaun Woods (293-4414)	1999-03
2.	<b>3,570</b>	<b>James Washington (180-3570)</b>	<b>2014-17</b>
3.	3,564	Justin Blackmon (253-3564)	2008-11

Washington is also working his way up the OSU list for career receiving touchdowns, where he sits third after game five of 2017.

Rk	TD Catches	Player	Years at OSU
1.	42	Rashaun Woods	1999-03
2.	40	Justin Blackmon	2008-11
3.	<b>31</b>	<b>James Washington</b>	<b>2014-17</b>
3.	31	Hart Lee Dykes	1985-88

### WASHINGTON AND THE LONG BALL

Washington has averaged more than 23 yards per catch this year to rank among the top 10 nationally, and his career average of 19.8 yards per catch is second among the NCAA's active career leaders. When Rudolph throws long, there's a good chance he's hitting Washington.

Remarkably, Washington's career average for yards per touchdown catch is 44.13 yards, and 15 of his 31 career touchdown catches have gained at least 40 yards and 21 have gained at least 30 yards. Three of his five touchdown catches this season have gained more than 60 yards. Entering the Baylor game, Washington leads the nation in 30-plus yard receptions this season. How he stacks up nationally:

Rk	Player, School	G	10+	20+	30+	40+	50+	60+	70+	80+	90+	TD
1.	<b>James Washington, Oklahoma State</b>	5	20	11	8	4	3	3	2	1	0	5
2.	James Gardner, Miami (OH)	6	25	11	7	1	0	0	0	0	0	5
3.	A.J. Brown, Ole Miss	5	15	6	6	5	3	2	2	0	0	4
3.	Steve Ishmael, Syracuse	6	29	9	6	1	1	0	0	0	0	3
3.	Gary Jennings, West Virginia	5	20	7	6	3	1	1	0	0	0	1
3.	Andre Levrone, Virginia	5	9	8	6	2	2	2	1	0	0	4
3.	McLane Mannix, Nevada	6	11	6	6	4	2	1	1	0	0	4
3.	Anthony Miller, Memphis	5	21	9	6	2	0	0	0	0	0	7

### THREE'S COMPANY

As evidence of the Cowboys' depth at receiver, James Washington, Marcell Ateman and Jalen McCleskey all had at least three touchdown receptions on the year through three games. They were the only trio in the country who could make that claim at the time. Two games later, there are still just 11 teams with a trio of three touchdown receivers.

They teamed up long before this season, though. A look at the top active FBS receiving duos ranked by combined career catches:

Rank	Duo	Catches
1.	Syracuse Ervin Phillips (186), Steve Ishmael (170)	356
2.	Middle Tennessee Richie James (232), Ty Lee (98)	330
3.	<b>Oklahoma State</b> <b>James Washington (180), Jalen McCleskey (123)</b>	<b>303</b>
4.	Memphis Anthony Miller (177), Phil Mayhue (122)	299
5.	<b>Oklahoma State</b> <b>James Washington (180), Marcell Ateman (112)</b>	<b>292</b>

### OFFENSIVE BENCHMARKS

Among the statistical categories that the OSU coaches prioritize when grading their own offense are the following: rushing yards per carry, explosive plays (20 yards or longer), minimizing turnovers and avoiding negative yardage plays. A game-by-game look at how the Cowboys grade out in those areas in 2017:

Opponent	YPC	20+ Plays	TOs	Neg. Plays	Res.
Tulsa	9.0	7	2	9	W
at South Alabama	4.4	4	0	2	W
at Pittsburgh	3.0	14	2	5	W
TCU	4.6	5	4	6	L
at Texas Tech	5.0	10	1	3	W
<b>Totals</b>	<b>5.0</b>	<b>40</b>	<b>9</b>	<b>25</b>	<b>4-1</b>





## GAME NOTES

### SUSTAINED SUCCESS: 20-20

Oklahoma State holds the longest active streak in the nation at 34 consecutive games with at least 20 points scored. It's a run that started during the 2014 season and has continued through this season. Prior to that streak, the Cowboys also had a streak of more than 50 games with at least 20 points scored that lasted from 2010 through 2014.

That kind of sustained offensive success is a great illustration of Mike Gundy's impact on OSU.

### WEEK SEVEN TALKING POINTS - DEFENSE

► In the Cowboys' last outing, they held Texas Tech's FBS No. 3 offense to 11 points below its scoring average, and that's including seven points the OSU offense surrendered.

► Defensive tackle DeQuinton Osborne has started to make a name for himself. He has a sack in three of five games this season and his 3.0 sacks rank third in the Big 12 overall and first among interior linemen.

► Safety Tre Flowers has also come along as the leader of the Cowboy secondary, as his seven passes defended this year rank second in the Big 12. At Texas Tech last game he finished with a career-best three pass break ups, including PBUs on Texas Tech's final two pass attempts of the game to seal the OSU win.

► The Cowboys got their first blocked kick of the season last game when Devin Harper blocked a Texas Tech punt. It was the first of the year for OSU and continued a mark of success, as OSU has now blocked 20 kicks since start of the 2013 season.

► The Cowboy defense has continually asserted itself in the opening quarter of games. OSU has not allowed a first quarter point in five of its last seven games, and has only allowed 13 total points in the first quarter this season.

► The Cowboys have forced a turnover in 19 consecutive games, including eight this season. Forcing turnovers has long been an emphasis for OSU defensive coordinator Glenn Spencer.

► Non-offensive touchdowns have been a staple of Oklahoma State's success since 2010, as the Cowboys have totaled 42 to rank third nationally during that time span. The defense has continued the trend so far in 2017, scoring in each of the first three games this season. Linebacker Kenneth Edison-McGruder returned a Tulsa fumble 82 yards for a touchdown in the opener and linebacker Justin Phillips had pick-sixes in back-to-back games - a 25-yard return at South Alabama and a 10-yard return at Pittsburgh. OSU's three defensive touchdowns rank fourth in the nation this year.

### ILL TAKE THAT

Cowboy linebacker Justin Phillips is one of 118 players in the country with two interceptions this season, but he's one of just six with two interception returns for a touchdown. His two pick-sixes match the school record for one player in a season, as he became the eighth Cowboy in school history to score two in a season. He is also the first OSU player to have pick sixes in back-to-back games since Jerry Deckard scored two against Illinois State and Nebraska in 1986, although it should be noted that Darrent Williams did have two in one game vs. Baylor in 2001.

### DEFENSIVE BENCHMARKS

Oklahoma State's defensive coaches look at multiple factors when judging their own defense, but high on the priority list are the following: turnovers forced, points per possession, yards per possession, third down defense and big plays allowed. A game-by-game look at how the Cowboys are doing in those areas:

Opponent	Oppt. Poss.	Total Defense	Yds/Poss. Defense	Scoring Defense	Pts/Poss. Defense	Yds/Play Defense	Turnovers Forced	3rd Down Defense	Big Plays Allowed (20+)
Tulsa	14	432	30.86	17	1.21	4.4	2	16 of 26	2
at South Alabama	11	175	15.91	7	0.64	3.4	2	1 of 10	0
at Pittsburgh	12	391	32.58	14	1.17	5.7	2	5 of 15	4
TCU	12	466	38.83	44	3.67	5.5	1	11 of 19	4
at Texas Tech	12	384	32.00	29	2.42	5.3	1	5 of 12	5
Baylor									
at Texas									
at West Virginia									
Oklahoma									
at Iowa State									
Kansas State									
Kansas									
<b>Cumulative</b>	<b>61</b>	<b>1,848</b>	<b>30.30</b>	<b>111</b>	<b>1.82</b>	<b>4.9</b>	<b>8</b>	<b>38 of 82</b>	<b>15</b>

### WELL-ROUNDED

The Cowboys rank among the Big 12 leaders in several defensive categories this season. A look:

Statistic	Value	Big 12 Rank	NCAA Rank
Punt Return Defense	-3	1	2
Defensive TDs	3	2	4
Team Tackles for Loss	7.4	1	23
Team Pass Efficiency Defense	117.22	2	39
Blocked Kicks	1	1	29
Kickoff Return Defense	17.57	3	23

### OKLAHOMA STATE COWBOY RADIO NETWORK AFFILIATES

Ada	KTLS	106.5 FM
Altus	KWHW	1450 AM
Ardmore	KYNZ	107.1 FM
Anadarko	KACO	98.5 FM
Bartlesville	KWON	1400 AM
Blackwell	KOKB	1580 AM
Broken Bow	KKBI	106.1 FM
Cordell/Sayre	KKZU	101.7 FM
Enid	KNID	107.1 FM
Frederick	KTAT	1570 AM
Grove	KGVE	99.3 FM
Hobart	KTJS	1420 AM
Hugo	KMMY	96.5 FM
Lawton	KMGZ	97.3 FM
Lawton	KMGZ	95.3 FM
McAlester	KTMC	105.1 FM
Oklahoma City	KXXY	96.1 HD2
Ponca City	WBBZ	1230 AM
Sallisaw	KXMX	105.1 FM
Shawnee	KGFF	1450 AM
Shawnee	KGFF	100.9 FM
Stillwater	KSPI	93.7 FM
Tahlequah	KEOK	102.1 FM
Tulsa	KFAQ	1170 AM
Weatherford	KWEY	1590 AM
Weatherford	KWEY	95.5 FM
Woodward	KMZE	92.1 FM

### MIKE GUNDY RADIO SHOW

Mike Gundy's radio show airs live throughout most Cowboy Radio Network affiliates from 6-7 p.m. CT on the following dates:

Monday, August 28  
Monday, September 4  
Monday, September 11  
Monday, September 18  
Monday, September 25  
Monday, October 9  
Monday, October 16  
Monday, October 23  
Monday, October 30  
Monday, November 6  
Monday, November 13  
Monday, November 20

### MIKE GUNDY TV SHOW

Mike Gundy's television show, Cowboy Football Roundup, airs on Fox Sports Oklahoma at 5 p.m. each Wednesday. Hosted by Dave Hunziker, the show includes highlights and analysis delivered by Gundy, plus feature segments.



## GAME NOTES

### SCORING MACHINE

Oklahoma State has piled up points in a big way in recent years. The highest-scoring games of the Mike Gundy era:

#### 60 OR MORE POINTS IN A GAME

Date	Opponent	Result	Score
9/1/2012	Savannah State	W	84-0
10/8/2011	Kansas	W	70-28
10/31/2015	at Texas Tech	W	70-53
9/19/2015	UTSA	W	69-14
11/12/2011	at Texas Tech	W	66-6
11/11/2006	Baylor	W	66-24
9/4/2010	Washington State	W	65-17
9/15/2012	Louisiana	W	65-24
9/18/2010	Tulsa	W	65-28
9/3/2016	Southeastern Louisiana	W	61-7
9/3/2011	Louisiana	W	61-34

#### 50-59 POINTS IN A GAME

Date	Opponent	Result	Score
9/14/2013	Lamar	W	59-3
11/1/2008	Iowa State	W	59-17
9/16/2017	at Pittsburgh	W	59-21
11/17/2012	No. 23 Texas Tech	W	59-21
8/31/2017	Tulsa	W	59-24
10/29/2011	Baylor	W	59-24
9/17/2011	at Tulsa	W	59-33
10/24/2015	Kansas	W	58-10
1/1/2013	vs. Purdue+	W	58-21
10/26/13	at Iowa State	W	58-27
9/13/2008	Missouri State	W	57-13
9/26/2009	Grambling State	W	56-6
10/4/2008	Texas A&M	W	56-28
9/7/2013	at UTSA	W	56-35
9/6/2008	Houston	W	56-37
9/27/2008	Troy	W	55-24
11/6/2010	No. 22 Baylor	W	55-28
11/10/2012	West Virginia	W	55-34
10/8/2010	at Louisiana	W	54-28
9/2/2006	Missouri State	W	52-10
11/2/2013	at No. 15 Texas Tech	W	52-34
11/5/2011	No. 17 Kansas State	W	52-45

#### 40-49 POINTS IN A GAME

Date	Opponent	Result	Score
11/23/2013	No. 3 Baylor	W	49-17
11/7/2015	No. 5 TCU	W	49-29
10/1/2016	No. 22 Texas	W	49-31
12/31/2007	vs. Indiana#	W	49-33
9/22/2007	Texas Tech	W	49-45
9/16/2006	Florida Atlantic	W	48-8
11/20/2010	at Kansas	W	48-14
11/24/2012	at No. 14 Oklahoma	L-ot	48-51
11/17/2007	at Baylor	W	45-14
10/13/2007	at Nebraska	W	45-14
10/22/2011	at Missouri	W	45-24
9/25/2014	Texas Tech	W	45-35
9/17/2016	Pitt	W	45-38
11/12/2016	Texas Tech	W	45-44
9/8/2017	at South Alabama	W	44-7
12/3/2011	No. 13 Oklahoma	W	44-10
10/22/2016	at Kansas	W	44-20
9/13/2014	UTSA	W	43-13
11/5/2016	at Kansas State	W	43-37
11/9/2013	Kansas	W	42-6
9/8/2007	Florida Atlantic	W	42-6
10/14/2006	at Kansas	W	42-32
9/19/2009	Rice	W	41-24
10/28/2006	No. 20 Nebraska	W	41-29
9/30/2017	at Texas Tech	W	41-34
1/2/2012	No. 4 Stanford \$	W-ot	41-38
9/11/2010	Troy	W	41-38
10/20/2007	No. 25 Kansas State	W	41-39
11/27/2010	No. 14 Oklahoma	L	41-47
10/23/2010	No. 14 Nebraska	L	41-51
11/29/2008	No. 3 Oklahoma	L	41-61
9/6/2014	Missouri State	W	40-23

# Insight Bowl, \$ Fiesta Bowl, + Heart of Dallas Bowl

### BLOCK PARTY - NATIONAL LEADERS IN BLOCKED KICKS SINCE 2013

Oklahoma State has earned a reputation for its ability to block kicks. The Cowboys ranked fourth nationally last season with six blocks on the year, and defensive tackle Vincent Taylor led the nation in 2016 with four blocks by himself. Cowboy linebacker Devin Harper got OSU's first block of 2017 last game at Texas Tech to keep the tradition alive.

Here are the national team leaders in blocked kicks since the beginning of the 2013 season:

1. <b>Oklahoma State</b>	<b>20</b>
BYU	20
3. Temple	19
4. Georgia Tech	18
5. Air Force	17
Rutgers	17

### SENIOR LEADERS

Two of the Cowboys' most experienced players on defense are safety Tre Flowers and linebacker Chad Whitener. The two of them have combined for more than 60 career starts, 400 tackles and 70 appearances in their careers.

Here's a look at where they rank among the Big 12's active career leader in total tackles:

Rank	Player	School	Pos	Games	Solo Tackles	Assisted Tackles	Total Tackles
1.	Taylor Young	Baylor	LB	40	194	96	290
2.	Travin Howard	TCU	DB	44	156	117	273
3.	<b>Tre Flowers</b>	<b>Oklahoma St.</b>	<b>DB</b>	<b>43</b>	<b>172</b>	<b>53</b>	<b>225</b>
4.	Ty Summers	TCU	LB	32	108	112	220
5.	Kamari Cotton-Moya	Iowa St.	DB	34	152	61	213
6.	Jah'Shawn Johnson	Texas Tech	DB	34	134	73	207
7.	<b>Chad Whitener</b>	<b>Oklahoma St.</b>	<b>LB</b>	<b>30</b>	<b>123</b>	<b>66</b>	<b>189</b>

### TURNOVER TRADITION

OSU ranks among the national leaders in turnovers forced since 2010. A look at the elite performers:

1.	Houston	220
2.	Oregon	215
3.	<b>Oklahoma State</b>	<b>208</b>
4.	Washington	200
5.	Boise State	197
6.	Louisiana Tech	196

### NON-OFFENSIVE TDS AN OSU STAPLE

Non-offensive touchdowns have been a regular part of the Oklahoma State attack in recent years, as the Cowboys have 42 non-offensive scores since the start of the 2010 season. A closer look:

#### Non-Offensive Touchdowns, NCAA Leaders Since 2010

1. Alabama	44
2. Utah	43
3. <b>Oklahoma State</b>	<b>42</b>
4. Houston	39
4. Florida	39
6. Oregon	38
7. Kansas State	35
7. TCU	35
7. Ohio State	35
10. Arizona State	34

### TEXAS IS COWBOY COUNTRY

The OSU roster includes 51 native Texans. No FBS school outside of the Lone Star State has more. The list of schools outside of Texas with the most native Texans:

1. <b>Oklahoma State</b>	<b>51</b>
2. Tulsa	42
3. Oklahoma	41
4. Kansas	40
5. New Mexico State	37

### COWBOY GRADS

Academics has always been a point of emphasis for OSU coach Mike Gundy. During the 2017 season, five Cowboys have seen the field who already have their college degrees, including safety Tre Flowers, linebacker Chad Whitener, defensive lineman Vili Leveni, offensive lineman Aaron Cochran and cornerback Adrian Baker.



## 2017 HONORS AND RECOGNITION

### **MASON RUDOLPH - QB**

- Maxwell Award Preseason Watch List
- Walter Camp Award Preseason Watch List
- Wuerffel Trophy Preseason Watch List
- Johnny Unitas Golden Arm Award Preseason Watch List
- Davey O'Brien Award Preseason Watch List
- Manning Award Preseason Watch List
- Allstate AFCA Good Works Team Preseason Watch List
- Big 12 Offensive Player of the Week, Week 3 at Pittsburgh
- Manning Award Star of the Week, Week 1 vs. Tulsa
- Manning Award Star of the Week, Week 3 at Pittsburgh
- Manning Award Star of the Week, Week 5 at Texas Tech
- Davey O'Brien "Great 8" Performer, Week 1 vs. Tulsa
- Davey O'Brien "Great 8" Performer, Week 3 at Pittsburgh
- Davey O'Brien "Great 8" Performer, Week 5 at Texas Tech
- OSU Offensive Player of the Game, Week 1 vs. Tulsa
- College Football Performance Awards - Honorable Mention National Performer of the Week, Week 1 vs. Tulsa
- OSU Offensive Player of the Game, Week 2 vs. South Alabama
- College Football Performance Awards - Honorable Mention National Performer of the Week, Week 3 vs. Pittsburgh

### **JAMES WASHINGTON - WR**

- Preseason Associated Press All-America Team Unanimous First Team Selection
- Preseason All-Big 12 Football Team - Unanimous Selection
- Walter Camp Award Preseason Watch List
- Maxwell Award Preseason Watch List
- Biletnikoff Award Preseason Watch List
- Earl Campbell Tyler Rose Award Preseason Watch List
- ESPN Midseason All-America Team Selection

### **JALEN MCCLESKEY - WR**

- Biletnikoff Award Preseason Watch List
- OSU Offensive Player of the Game, Week 3 at Pittsburgh

### **BRAD LUNDBLADE - OL**

- Rimington Trophy Preseason Watch List
- William V. Campbell Trophy Semifinalist

### **ZACHARY CRABTREE - OL**

- Preseason All-Big 12 Football Team
- OSU Offensive Player of the Game, Week 5 at Texas Tech

### **JUSTICE HILL - RB**

- Doak Walker Award Preseason Watch List
- Preseason All-Big 12 Football Team

### **DEQUINTON OSBORNE - DT**

- OSU Defensive Player of the Game, Week 1 vs. Tulsa

### **DARRION DANIELS - DT**

- OSU Defensive Player of the Game, Week 5 at Texas Tech

### **JUSTIN PHILLIPS - LB**

- OSU Defensive Player of the Game, Week 2 at South Alabama

### **JORDAN BRAILFORD - DE**

- OSU Defensive Player of the Game, Week 3 at Pittsburgh

### **TRE FLOWERS - S**

- Jim Thorpe Award Preseason Watch List
- Preseason All-Big 12 Football Team

### **ZACH SINOR - P**

- Ray Guy Award Preseason Watch List

### **MATT AMMENDOLA - K**

- Big 12 Special Teams Player of the Week, Week 2 at South Alabama



# OSU CAREER RECORDS WATCH

## TOUCHDOWNS SCORED

1.	60	Barry Sanders (53 rush, 1 rcv, 6 ret)	1986-88
2.	50	Thurman Thomas (47 rush, 2 rcv, 1 ret)	1984-87
3.	49	Terry Miller (49 rush)	1974-77
4.	43	Joseph Randle (40 rush, 3 rcv)	2010-12
5.	42	Justin Blackmon (1 rush, 40 rcv, 1 ret)	2008-11
	42	Rashaun Woods (42 rcv)	1999-03
7.	39	Kendall Hunter (37 rush, 2 rcv)	2007-10
8.	36	Tatum Bell (34 rush, 2 rcv)	2000-03
9.	34	Jeremy Smith (34 rush)	2009-13
10.	32	Dez Bryant (29 rcv, 3 ret)	2007-09
	32	Hart Lee Dykes (1 rush, 31 rcv)	1985-88
--	31	<b>James Washington (31 rcv)</b>	<b>2014-17</b>

## PASS ATTEMPTS

1.	1131	<b>Mason Rudolph (714-1131-21)</b>	<b>2014-17</b>
2.	1103	Brandon Weeden (767-1103-27)	2007-11
3.	1078	Mike Gundy (636-1078-39)	1986-89

## PASS COMPLETIONS

1.	767	Brandon Weeden (767-1103-27)	2007-11
2.	714	<b>Mason Rudolph (714-1131-21)</b>	<b>2014-17</b>

## PASSING YARDS

1.	10623	<b>Mason Rudolph (714-1131-21)</b>	<b>2014-17</b>
2.	9260	Brandon Weeden (767-1103-27)	2007-11

## PASSING TDS

1.	75	Brandon Weeden	2007-11
2.	71	<b>Mason Rudolph</b>	<b>2014-17</b>
3.	66	Zac Robinson	2005-09

## COMPLETION PERCENTAGE (MIN 200 ATT)

1.	69.5	Brandon Weeden (767-1103-27)	2007-11
2.	63.1	<b>Mason Rudolph (714-1131-21)</b>	<b>2014-17</b>
3.	63.1	J.W. Walsh (299-474-10)	2011-15
4.	61.1	Zac Robinson (610-999-31)	2005-09
5.	59.0	Clint Chelf (317-537-15)	2009-13
	59.0	Mike Gundy (636-1078-39)	1986-89
7.	57.5	Aso Pogi (335-583-22)	2000-02
8.	55.5	Rusty Hilger (316-569-23)	1982-84
9.	54.9	Daxx Garman (152-277-12)	2013-14
10.	54.6	Josh Fields (445-815-25)	2001-03

## PASS EFFICIENCY (MIN 200 ATT)

1.	159.0	<b>Mason Rudolph (714-1131-21)</b>	<b>2014-17</b>
2.	157.6	Brandon Weeden (767-1103-27)	2007-11
3.	153.3	J.W. Walsh (299-474-10)	2011-15
4.	146.6	Zac Robinson (610-999-31)	2005-09
5.	143.1	Clint Chelf (317-537-15)	2009-13
6.	137.3	Donovan Woods (114-219-5)	2003-07
7.	135.2	Mike Gundy (636-1078-39)	1986-89
8.	133.5	Josh Fields (445-815-25)	2001-03
9.	129.0	Bobby Reid (226-424-16)	2005-07
10.	122.4	Daxx Garman (152-277-12)	2013-14

## TOUCHDOWNS RESPONSIBLE FOR

1.	88	Zac Robinson	2005-09
2.	83	<b>Mason Rudolph</b>	<b>2014-17</b>
3.	76	Brandon Weeden	2007-11

## 300-YARD PASSING GAMES

1.	17	<b>Mason Rudolph</b>	<b>2014-17</b>
2.	16	Brandon Weeden	2007-11

## 400-YARD PASSING GAMES

1.	7	Brandon Weeden	2007-11
2.	6	<b>Mason Rudolph</b>	<b>2014-17</b>

## AVERAGE YARDS/PASS (MIN 200 ATT)

1.	9.4	<b>Mason Rudolph (714-1131-21)</b>	<b>2014-17</b>
2.	8.4	Brandon Weeden (767-1103-27)	2007-11
3.	8.3	Zac Robinson (610-999-31)	2005-09
	8.3	J.W. Walsh (299-474-10)	2011-15
5.	8.2	Donovan Woods (114-219-5)	2003-07
6.	8.0	Clint Chelf (317-537-15)	2009-13
7.	7.9	Mike Gundy (636-1078-39)	1986-89
8.	7.5	Tony Lindsay (290-547-26)	1997-00
	7.5	Josh Fields (445-815-25)	2001-03
	7.5	Charlie Weatherbie (138-325-21)	1973-76

## AVERAGE YDS/COMPLETION (MIN 200 ATT)

1.	18.7	Charlie Weatherbie (138-325-21)	1973-76
2.	15.7	Donovan Woods (114-219-5)	2003-07
3.	15.3	Brent Blackman (103-284-19)	1971-73
4.	14.9	<b>Mason Rudolph (714-1131-21)</b>	<b>2014-17</b>
5.	14.4	Glenn Baxter (108-278-19)	1963-65
	14.4	Harold Bailey (122-305-18)	1976-79
7.	14.2	Tony Lindsay (290-547-26)	1997-00
8.	14.1	Tony Pounds (189-402-36)	1970-71
9.	14.0	Robert Cutburth (142-336-19)	1967-69
10.	13.9	Bobby Reid (226-424-16)	2005-07

## PASSING YARDS/GAME (MIN 20 GAMES)

1.	312.4	<b>Mason Rudolph (34 games)</b>	<b>2014-17</b>
2.	298.7	Brandon Weeden (31 games)	2007-11
3.	192.6	Mike Gundy (44 games)	1986-89
4.	190.3	Josh Fields (32 games)	2001-03
5.	184.8	Zac Robinson (45 games)	2005-09
6.	142.6	Clint Chelf (30 games)	2009-13
7.	131.2	Aso Pogi (28 games)	2000-02
8.	124.4	Rusty Hilger (32 games)	1982-84

## PASS RECEPTIONS

1.	293	Rashaun Woods (293-4414)	1999-03
2.	253	Justin Blackmon (253-3564)	2008-11
3.	224	Hart Lee Dykes (224-3510)	1985-88
4.	180	<b>James Washington (180-3570)</b>	<b>2014-17</b>
	180	Josh Stewart (180-2204)	2011-13
6.	163	D'Juan Woods (163-2751)	2002-06
7.	161	Josh Cooper (161-1695)	2007-11
8.	147	Dez Bryant (147-2425)	2007-09
9.	144	Tracy Moore (144-2064)	2009-13
10.	127	Adarius Bowman (127-2187)	2006-07
--	123	<b>Jalen McCleskey (123-1371)</b>	<b>2015-17</b>
--	112	<b>Marcell Ateman (112-1759)</b>	<b>2013-17</b>

## RECEIVING YARDS

1.	4414	Rashaun Woods (293-4414)	1999-03
2.	3570	<b>James Washington (180-3570)</b>	<b>2014-17</b>
3.	3564	Justin Blackmon (253-3564)	2008-11
4.	3510	Hart Lee Dykes (224-3510)	1985-88
5.	2751	D'Juan Woods (163-2751)	2002-06
6.	2425	Dez Bryant (147-2425)	2007-09
7.	2204	Josh Stewart (180-2204)	2011-13
8.	2187	Adarius Bowman (127-2187)	2006-07
9.	2064	Tracy Moore (144-2064)	2009-13
10.	1973	Herman Eben (114-1973)	1968-70
--	1759	<b>Marcell Ateman (112-1759)</b>	<b>2013-17</b>

## 100-YARD RECEIVING GAMES

1.	20	Rashaun Woods	2000-03
2.	19	Justin Blackman	2009-11
3.	18	Hart Lee Dykes	1985-88
4.	16	<b>James Washington</b>	<b>2014-17</b>
5.	9	Dez Bryant	2007-09

## TOUCHDOWN RECEPTIONS

1.	42	Rashaun Woods	1999-03
2.	40	Justin Blackmon	2008-11
3.	31	<b>James Washington</b>	<b>2014-17</b>
	31	Hart Lee Dykes	1985-88
5.	29	Dez Bryant	2007-09
6.	20	D'Juan Woods	2002-06
	20	Adarius Bowman	2006-07
8.	18	Tracy Moore	2009-13
9.	15	Alonzo Mayes	1994-97
	15	Herman Eben	1968-70
--	14	<b>Jalen McCleskey</b>	<b>2015-17</b>

## AVERAGE YARDS/CATCH (MIN 60 REC)

1.	19.83	<b>James Washington (180-3570)</b>	<b>2014-17</b>
2.	17.22	Adarius Bowman (127-2187)	2006-07
3.	16.98	Curtis Mayfield (85-1443)	1988-90
4.	16.88	D'Juan Woods (163-2751)	2002-06
5.	16.51	Herman Eben (114-1973)	1968-70
6.	16.50	Dez Bryant (147-2425)	2007-09
7.	16.08	Terry Young (77-1069)	1979-82
8.	15.94	Hajuan Seales (112-1785)	2012-16
9.	15.67	Hart Lee Dykes (224-3510)	1985-88
10.	15.45	<b>Marcell Ateman (100-1545)</b>	<b>2013-17</b>
11.	15.25	Isaiah Anderson (63-961)	2008-12

## RECEPTIONS/GAME (MIN 20 GAMES)

1.	6.66	Justin Blackmon (38 games)	2008-11
2.	6.23	Rashaun Woods (47 games)	1999-03
3.	5.46	Hart Lee Dykes (41 games)	1985-88
4.	5.29	Adarius Bowman (24 games)	2006-07
5.	5.25	Dez Bryant (28 games)	2007-09
6.	4.74	Josh Stewart (38 games)	2011-13
7.	4.40	Terry Brown (20 games)	1967-68
8.	4.09	<b>James Washington (44 games)</b>	<b>2014-17</b>
9.	3.97	<b>Jalen McCleskey (31 games)</b>	<b>2015-17</b>
10.	3.80	Herman Eben (30 games)	1968-70

## TOTAL OFFENSE YARDS

1.	10676	<b>Mason Rudolph (1319-10676)</b>	<b>2014-17</b>
2.	10175	Zac Robinson (1425-10175)	2005-09

## TOTAL OFFENSE/GAME (MIN 20 GAMES)

1.	314.0	<b>Mason Rudolph (34 games)</b>	<b>2014-17</b>
2.	293.9	Brandon Weeden (31 games)	2007-11
3.	226.1	Zac Robinson (45 games)	2005-09
4.	188.0	Mike Gundy (44 games)	1986-89
5.	187.0	Josh Fields (32 games)	2001-03
6.	162.6	Tony Lindsay (34 games)	1997-00
7.	159.4	Clint Chelf (30 games)	2009-13
8.	150.1	J.W. Walsh (33 games)	2011-15
9.	140.6	Bobby Reid (27 games)	2005-07
10.	136.5	Aso Pogi (28 games)	2000-02

## TOTAL OFFENSE/PLAY (MIN 400 PLAYS)

1.	8.09	<b>Mason Rudolph (1319-10676)</b>	<b>2014-17</b>
2.	7.98	Brandon Weeden (1142-9110)	2007-11
3.	7.51	Clint Chelf (637-4782)	2009-13
4.	7.35	J.W. Walsh (674-4953)	2011-15
5.	7.14	Zac Robinson (1425-10175)	2005-09
6.	6.81	Barry Sanders (560-3814)	1986-88
7.	6.53	Josh Fields (917-5984)	2001-03
8.	6.22	Mike Gundy (1330-8272)	1986-89
9.	6.09	Bobby Reid (623-3797)	2005-07
10.	5.91	Kendall Hunter (708-4181)	2007-10





# THE LAST TIME...

## OKLAHOMA STATE TEAM

50+ Points	59 at Pittsburgh, Sept. 16, 2017
60+ Points	61 vs. Southeastern Louisiana, Sept. 3, 2016
70+ Points	70 at Texas Tech, Oct. 31, 2015
Shut a team out at home	vs. Savannah State, Sept. 1, 2012 (84-0)
Shut out a conference opponent at home	vs. Kansas State, Nov. 25, 1961 (45-0)
Shut a team out on the road	at Oklahoma, Nov. 11, 1995 (12-0)
Shut out a conference opponent on the road	at Oklahoma, Nov. 11, 1995 (12-0)
Overtime game	at West Virginia, Oct. 11, 2015 (W, 33-26)
30+ first downs	32 at Texas Tech, Sept. 30, 2017
50+ rushing attempts	55 at Baylor, Sept. 24, 2016
60+ rushing attempts	61 vs. Texas Tech, Sept. 22, 2007
70+ rushing attempts	71 vs. Mississippi State, Sept. 19, 1998
200+ Yards Rushing	221 at Texas Tech, Sept. 30, 2017
300+ Yards Rushing	332 vs. Tulsa, Aug. 31, 2017
400+ Yards Rushing	450 vs. Missouri State, Sept. 13, 2008
500+ Yards Rushing	536 vs. Kansas, Nov. 12, 1988
Less than 100 Yards Rushing	85 vs. West Virginia, Oct. 29, 2016
Less than 50 Yards Rushing	8 vs. Baylor, Nov. 21, 2015
Less than 25 Yards Rushing	8 vs. Baylor, Nov. 21, 2015
50+ pass attempts	51 vs. Baylor, Nov. 21, 2015
60+ pass attempts	60 at Arizona, Sept. 8, 2012
40+ pass completions	42 at Iowa State, Nov. 18, 2011
300+ Yards Passing	376 at Texas Tech, Sept. 30, 2017
400+ Yards Passing	572 at Pittsburgh, Sept. 16, 2017
500+ Yards Passing	572 at Pittsburgh, Sept. 16, 2017
Less than 100 Yards Passing	78 at Iowa State, Oct. 26, 2013
500+ Yards Total Offense	597 at Texas Tech, Sept. 30, 2017
600+ Yards Total Offense	676 at Pittsburgh, Sept. 16, 2017
700+ Yards Total Offense	742 vs. Louisiana, Sept. 15, 2012
Less than 200 Yards Total Offense	192 vs. Texas, Nov. 16, 2014
Less than 150 Yards Total Offense	109 at Oklahoma, Nov. 28, 2009
90+ offensive plays	101 at Baylor, Sept. 24, 2016
Beat a Top 25 team at home	vs. No. 10 West Virginia, Oct. 29, 2016 (37-20)
Beat a Top 20 team at home	vs. No. 10 West Virginia, Oct. 29, 2016 (37-20)
Beat a Top 15 team at home	vs. No. 10 West Virginia, Oct. 29, 2016 (37-20)
Beat a Top 10 team at home	vs. No. 10 West Virginia, Oct. 29, 2016 (37-20)
Beat a Top 5 team at home	vs. No. 5 TCU, Nov. 7, 2015 (49-29)
Beat a Top 25 team on the road	at No. 18 Oklahoma, Dec. 6, 2014 (38-35, OT)
Beat a Top 20 team on the road	at No. 18 Oklahoma, Dec. 6, 2014 (38-35, OT)
Beat a Top 15 team on the road	at No. 15 Texas Tech, Nov. 2, 2013 (52-34)
Beat a Top 10 team on the road	at No. 8 Texas A&M, Sept. 24, 2011 (30-29)
Beat a Top 5 team on the road	at No. 3 Missouri, Oct. 11, 2008 (28-23)
Beat a Top 25 team at a neutral site	vs. No. 11 Colorado (2016 Alamo Bowl), 38-8
Beat a Top 20 team at a neutral site	vs. No. 11 Colorado (2016 Alamo Bowl), 38-8
Beat a Top 15 team at a neutral site	vs. No. 11 Colorado (2016 Alamo Bowl), 38-88
Beat a Top 10 team at a neutral site	vs. No. 4 Stanford (2012 Fiesta Bowl), 41-38
Beat a Top 5 team at a neutral site	vs. No. 4 Stanford (2012 Fiesta Bowl), 41-38
Forced 5 Turnovers	7 vs. UTSA, Sept. 19, 2015
Intercepted 4 Passes	4 vs. TCU, Nov. 7, 2015
Had 0 Turnovers	at South Alabama, Sept. 8, 2017

## OKLAHOMA STATE INDIVIDUAL RUSHING

100+ Yards Rushing	164, Justice Hill, at Texas Tech, Sept. 30, 2017
100+ Yards Rushing at Halftime	110, Desmond Roland vs. Oklahoma, Dec. 7, 2013
200+ Yards Rushing	219, Desmond Roland at Iowa State, Oct. 26, 2013
200+ Yards Rushing in a Half	208, Kendall Hunter 1st half vs. Washington St., Sept. 4, 2010
QB Rushed for 100 Yards	125, J.W. Walsh vs. Mississippi State, Aug. 31, 2013
Two Players with 100+ Yards Rushing	154, Justice Hill -and- 146 Chris Carson at TCU, Nov. 19, 2016
Three Players with 100+ Yards Rushing	148, Keith Toston vs. Missouri St., Sept. 13, 2008 138, Beau Johnson vs. Missouri St., Sept. 13, 2008 132, Kendall Hunter vs. Missouri St., Sept. 13, 2008
Had a run of 50+ Yards	73, LD Brown -and- 71, J.D. King vs. Tulsa, Aug. 31, 2017
Had a run of 75+ Yards	81, Herschel Sims vs. Baylor, Oct. 29, 2011 (TD)

Had a run of 80+ Yards	81, Herschel Sims vs. Baylor, Oct. 29, 2011 (TD)
Had a run of 90+ Yards	95, Tatum Bell vs. Texas Tech, Oct. 18, 2003 (TD)
Had 30+ Rushing Attempts	30, Justice Hill, at Texas Tech, Sept. 30, 2017
Had 35+ Rushing Attempts	41, David Thompson vs. Baylor, Nov. 23, 1996
Had 40+ Rushing Attempts	41, David Thompson vs. Baylor, Nov. 23, 1996
4+ Rushing Touchdowns	4, Rennie Childs vs. Pittsburgh, Sept. 17, 2016
5+ Rushing Touchdowns	5, Barry Sanders vs. Kansas, Nov. 12, 1988

## OKLAHOMA STATE INDIVIDUAL PASSING

300+ Yards Passing	376, Mason Rudolph, at Texas Tech, Sept. 30, 2017
300+ Yards Passing in a half	423, Mason Rudolph, first half at Pittsburgh, Sept. 16, 2017
400+ Yards Passing	497, Mason Rudolph at Pittsburgh, Sept. 16, 2017
Had 30+ Completions	34, Mason Rudolph vs. Kansas State, Oct. 3, 2015
Had 40+ Completions	42, Brandon Weeden at Iowa State, Nov. 18, 2011
Had 40+ Attempts	44, Mason Rudolph vs. Iowa State, Oct. 8, 2016
Had 50+ Attempts	50, Mason Rudolph vs. Baylor, Nov. 21, 2015
Had 60+ Attempts	60, Wes Lunt at Arizona, Sept. 8, 2012
50+ Yard Pass	86, Mason Rudolph to James Washington vs. TCU, Sept. 23, 2017 (TD)
80+ Yard Pass	86, Mason Rudolph to James Washington vs. TCU, Sept. 23, 2017 (TD)
90+ Yard Pass	91, Mason Rudolph to James Washington vs. Pittsburgh, Sept. 17, 2016 (TD)
Had 4+ TD Passes	5, Mason Rudolph at Pittsburgh, Sept. 16, 2017
Had 4+ TD Passes in a Half	5, Mason Rudolph, first half, at Pittsburgh, Sept. 16, 2017
Had 5+ TD Passes	5, Mason Rudolph at Pittsburgh, Sept. 16, 2017
Had 5+ TD Passes in a Half	5, Mason Rudolph, first half, at Pittsburgh, Sept. 16, 2017
Had 6+ TD Passes	6, Brandon Weeden vs. Tulsa, Sept. 18, 2010
Had 7+ TD Passes	7, Josh Fields at SMU, Sept. 20, 2003

## OKLAHOMA STATE INDIVIDUAL RECEIVING

Caught 10+ Passes	11, Jalen McCleskey vs. West Virginia, Oct. 29, 2016
Two Players Caught 10+ Passes	13, Josh Cooper -and- 10, Justin Blackmon at Iowa State, Nov. 18, 2011
Three Players Caught 10+ Passes	11, Josh Cooper; 11, Justin Blackmon -and- 10 Hubert Anyiam at Texas A&M, Sept. 24, 2011
100+ Yards Receiving	127, James Washington -and- 114, Marcell Ateman at Texas Tech, Sept. 30, 2017
100+ Yards Receiving at halftime	109, James Washington vs. TCU, Sept. 23, 2017
200+ Yards Receiving	296, James Washington vs. Pittsburgh, Sept. 17, 2016
300+ Yards Receiving	300, Adarius Bowman at Kansas, Oct. 14, 2006
Two Players with 100+ Yards Receiving	127, James Washington -and- 114, Marcell Ateman at Texas Tech, Sept. 30, 2017
Had 3+ TD Catches	3, Jalen McCleskey at Pittsburgh, Sept. 16, 2017
Had 4+ TD Catches	4, Tracy Moore at Arizona, Sept. 8, 2012
Had 5+ TD Catches	7, Rashaun Woods at SMU, Sept. 20, 2003
100+ Yards Receiving by a Running Back	113, Gerald Hudson at Kansas, Nov. 4, 1989
100 yards rushing and receiving, same game	Gerald Hudson at Kansas, Nov. 4, 1989 108 rushing yards and 113 receiving yards

## OKLAHOMA STATE INDIVIDUAL DEFENSE

Had 15+ Tackles	19, Jordan Sterns at Oklahoma, Dec. 3, 2016
Had 20+ Tackles	20, Jordan Sterns vs. West Virginia, Oct. 25, 2014
Had 2+ Interceptions	2, Chad Whitener vs. TCU, Nov. 7, 2015
Had 3+ Interceptions	3, Jacob Lacey vs. Texas, Nov. 3, 2007
INT Return for a Touchdown	10, Justin Phillips at Pittsburgh, Sept. 16, 2017
Fumble Return for a Touchdown	82, Kenneth Edison-McGruder vs. Tulsa, Aug. 31, 2017
Multiple Defensive TDs	Ramon Richards (9 yd fumble return) and Madre Harper (0 yd fumble return) vs. Southeastern Louisiana, Sept. 3, 2016
Had 4+ Tackles for Loss	4.0, Cole Walterscheid vs. Pittsburgh, Sept. 17, 2016
Had 5+ Tackles for Loss	5.5, Emmanuel Ogbah at Kansas, Oct. 11, 2014
Had 3+ Sacks	3, Nathan Peterson at Baylor, Nov. 17, 2007
Blocked a Punt	Devin Harper at Texas Tech, Sept. 30, 2017
Blocked a FG	Motekiai Maile at Kansas, Oct. 22, 2016
Blocked a PAT	Vincent Taylor at TCU, Nov. 19, 2016
Blocked a Punt, FG and PAT in a single game	Jordan Sterns (Punt), Ofa Hautau (FG) -and- James Castleman (PAT) vs. Missouri State, Sept. 6, 2014
Recorded a Safety	Tyler Ferguson vs. Kansas, Oct. 24, 2015



# THE LAST TIME...

## OKLAHOMA STATE INDIVIDUAL MISCELLANEOUS

KR for a Touchdown	99, Tyreek Hill at Kansas, Oct. 11, 2014
Game-Opening KR for a Touchdown	100, Justin Gilbert vs. Kansas, Nov. 9, 2013
PR for a Touchdown	67, Jalen McCleskey at Texas Tech, Oct. 31, 2015
Punt Blocked for a Touchdown	Miketavius Jones blocked & returned vs. Kansas, Oct. 24, 2015
Returned a blocked FG for a Touchdown	Massey blocked, M. Jones returned vs. Kansas, Nov. 13, 1999
Returned a PAT for a score	Vincent Taylor blocked, Tre Flowers returned vs. Texas, Oct. 1, 2016
OSU player scored 4+ TDs in a game	4, Rennie Childs vs. Pittsburgh, Sept. 17, 2016
OSU player scored 5+ TDs in a game	7, Rashaun Woods at SMU, Sept. 20, 2003
Passed For 200 Yards & Rushed For 100 Yards	Zac Robinson, 202 passing/144 rushing at Baylor, Nov. 17, 2007
300-yd passer, 200-yd rusher, 200-yd receiver	Zac Robinson, 320 yards passing, Kendall Hunter, 210 yards rushing, Dez Bryant, 236 yards receiving vs. Houston, Sept. 6, 2008
300-yd passer, 100-yd rusher, 100-yd receiver	Mason Rudolph, 376 yards passing; Justice Hill, 164 yards rushing, James Washington, 127 yards receiving -and- Marcell Ateman, 114 yards receiving, at Texas Tech, Sept. 30, 2017
100-yd rusher & 100-yd receiver, same game	Justice Hill, 164 yards rushing, James Washington, 127 yards receiving -and- Marcell Ateman, 114 yards rec., at Texas Tech, Sept. 30, 2017
200-yd rusher & 200-yd receiver, same game	Kendall Hunter, 210 yards rushing, Dez Bryant, 236 yards receiving vs. Houston, Sept. 6, 2008
Punted the Ball 70+ Yards	71, Kip Smith vs. West Virginia, Oct. 25, 2014
Punted the Ball 80+ Yards	80, Cole Farden at Baylor, Nov. 22, 2003
Kicked a 50-Yard FG	53, Matt Ammendola at South Alabama, Sept. 8, 2017
Kicked Two 50+ Yard FGs, same game	Dan Bailey (52 and 52) at Louisiana, Oct. 8, 2010
Made 4+ FG	4, Ben Grogan vs. Missouri State, Sept. 6, 2014
OSU player blocked multiple kicks in a game	Vincent Taylor (two blocked PATs) vs. Texas, Oct. 1, 2016

## OPPONENT TEAM

50+ Points	58 vs. Oklahoma, Nov. 28, 2015
Shut out OSU in Stillwater	vs. Colorado, Oct. 1, 2005 (34-0)
Shut out OSU in Stillwater (Conf.)	vs. Colorado, Oct. 1, 2005 (34-0)
Shut out OSU at opponent home	at Oklahoma, Nov. 28, 2009 (27-0)
Shut out OSU at opponent home (Conf.)	at Oklahoma, Nov. 28, 2009 (27-0)
Shut out OSU in the first half	vs. Texas, Nov. 16, 2014
Shut out OSU in the second half	at Oklahoma, Nov. 28, 2009
30+ first downs	32 vs. TCU, Sept. 23, 2017
40+ first downs	44 at Oklahoma, Nov. 24, 2012
50+ rushing attempts	60 vs. Tulsa, Aug. 31, 2017
60+ rushing attempts	60 vs. Tulsa, Aug. 31, 2017
Less than 25 Yards Rushing	13 vs. Colorado, Nov. 19, 2009
Less than 50 yards Rushing	41 at South Alabama, Sept. 8, 2017
Less than 100 Yards Rushing	54 at Texas Tech, Sept. 30, 2017
200+ Yards Rushing	238 vs. TCU, Sept. 23, 2017
300+ Yards Rushing	341 at Oklahoma, Dec. 3, 2016
400+ Yards Rushing	513, Nebraska, Aug. 31, 1995
500+ Yards Rushing	513, Nebraska, Aug. 31, 1995
50+ pass attempts	52 vs. Texas Tech, Nov. 12, 2016
60+ pass attempts	60 vs. Texas Tech, Sept. 25, 2014
70+ pass attempts	71 at Texas Tech, Nov. 2, 2013
Less than 100 Yards Passing	87 at Kansas State, Nov. 5, 2016
Less than 200 Yards Passing	134 at South Alabama, Sept. 8, 2017
300+ Yards Passing	330 at Texas Tech, Sept. 30, 2017
400+ Yards Passing	445 vs. TCU, Nov. 7, 2015
500+ Yards Passing	512 at Oklahoma, Nov. 24, 2012
600+ Yards Passing	646 vs. Texas Tech, Sept. 22, 2007
Less than 200 Yards Total Offense	175 at South Alabama, Sept. 8, 2017
Less than 150 Yards Total Offense	139, Savannah State, Sept. 1, 2012
500+ Yards Total Offense	629 at Oklahoma, Dec. 3, 2016
600+ Yards Total Offense	629 at Oklahoma, Dec. 3, 2016
700+ Yards Total Offense	700 vs. Baylor, Nov. 21, 2015
90+ offensive plays	98 vs. Tulsa, Aug. 31, 2017
100+ offensive plays	104 vs. Baylor, Nov. 21, 2015
Forced 5 OSU Turnovers	5 at Kansas State, Nov. 3, 2012
Intercepted 4 OSU Passes	4 at Kansas State, Nov. 3, 2012
Had 0 Turnovers	vs. Oklahoma, Nov. 28, 2015

## OPPONENT INDIVIDUAL RUSHING

100+ Yards Rushing	168, Darius Anderson, vs. TCU, Sept. 23, 2017
200+ Yards Rushing	239, Samaje Perine at Oklahoma, Dec. 3, 2016
250+ Yards Rushing	267, Vince Young vs. Texas, Oct. 29, 2005

QB rushed for 100 Yards  
Two Players with 100+ Yards Rushing

50+ Yard Run  
80+ Yard Run  
90+ Yard Run  
Had 30+ Rushing Attempts  
Had 35+ Rushing Attempts  
4+ Rushing Touchdowns  
5+ Rushing Touchdowns

153, Jesse Ertz at Kansas State, Nov. 5, 2016  
148, D'Onta Foreman -and- 106, Chris Warren III vs. Texas, Oct. 1, 2016  
55, Corey Taylor II vs. Tulsa, Aug. 31, 2017  
80, Ja'Terian Douglas at Tulsa, Sept. 18, 2011  
90, Calvin Jones at Nebraska, Oct. 10, 1992  
37, Semaje Perine at Oklahoma, Dec. 3, 2016  
35, Stepfan Taylor vs. Stanford, Jan. 2, 2012  
5, Cedric Benson vs. Texas, Nov. 6, 2004  
5, Cedric Benson vs. Texas, Nov. 6, 2004

## OPPONENT INDIVIDUAL PASSING

300+ Yards Passing	330, Nic Shimonek, at Texas Tech, Sept. 30, 2017
400+ Yards Passing	445, Trevone Boykin vs. TCU, Nov. 7, 2015
500+ Yards Passing	500, Landry Jones at Oklahoma, Nov. 24, 2012
600+ Yards Passing	646, Graham Harrell vs. Texas Tech, Sept. 22, 2007
Had 30+ Completions	34, Patrick Mahomes vs. Texas Tech, Nov. 12, 2016
Had 40+ Completions	45, Davis Webb at Texas Tech, Nov. 2, 2013
Had 40+ Attempts	51, Patrick Mahomes vs. Texas Tech, Nov. 12, 2016
Had 50+ Attempts	51, Patrick Mahomes vs. Texas Tech, Nov. 12, 2016
Had 60+ Attempts	71, Davis Webb at Texas Tech, Nov. 2, 2013
Had 70+ Attempts	71, Davis Webb at Texas Tech, Nov. 2, 2013
50+ Yard Pass	56, Nic Shimonek to Keke Coutee, at Texas Tech, Sept. 30, 2017
80+ Yard Pass	89, Seth Russell to Chris Platt at Baylor, Sept. 24, 2016
90+ Yard Pass	90, Patrick Mahomes to Jakeem Grant at Texas Tech, Oct. 31, 2015 (TD)
Had 4+ TD Passes	4, Seth Russell at Baylor, Sept. 24, 2016
Had 5+ TD Passes	5, Taylor Martinez vs. Nebraska, Oct. 23, 2010
Had 6+ TD Passes	6, Graham Harrell vs. Texas Tech, Nov. 8, 2008

## OPPONENT INDIVIDUAL RECEIVING

Caught 10+ Passes	10, Sterling Shepard vs. Oklahoma, Nov. 28, 2015
Caught 15+ Passes	15, Jace Amaro at Texas Tech, Nov. 2, 2013
100+ Yards Receiving	103, Phillip Lindsay vs. Colorado, Dec. 29, 2016
Two With 100+ Yards Receiving	175, Ishmael Zamora and 114, Chris Platt at Baylor, Sept. 24, 2016
Three With 100+ Yards Receiving	162, Jalen Saunders, 146, Justin Brown and 103, Kenny Stills at Oklahoma, Nov. 24, 2012
200+ Yards Receiving	210, KD Cannon vs. Baylor, Nov. 21, 2015
Two Players with 200+ Yards Receiving	237, Michael Crabtree -and- 233, Danny Amendola, Texas Tech, Sept. 22, 2007
Had 3+ TD Catches	3, Laquon Treadwell vs. Ole Miss, Jan. 1, 2016
Had 4+ TD Catches	4, Marcus Harris at Wyoming, Sept. 23, 1995
100+ Yards Receiving by a Running Back	103, Phillip Lindsay vs. Colorado, Dec. 29, 2016


## OPPONENT INDIVIDUAL DEFENSE

Had 15+ Tackles	15, Denzel Johnson at TCU, Nov. 19, 2016
Had 2+ Interceptions	2, Jordan Thomas vs. Oklahoma, Nov. 28, 2015
Had 3+ Interceptions	3, Allen Chapman at Kansas State, Nov. 3, 2012
Interception Return for a Touchdown	95, Damarcus Fields, at Texas Tech, Sept. 30, 2017
Fumble Return for a Touchdown	Jason Pinnock at Pittsburgh, Sept. 16, 2017
Had 4+ Tackles for Loss	4.5, Travon Blanchard at Baylor, Sept. 24, 2016
Had 5+ Tackles for Loss	6, Dylan Cole vs. Missouri State, Sept. 6, 2014
Had 3+ Sacks	3, Tim Crowder, Texas, Nov. 6, 2004
Had 4+ Sacks	4, Antwaun Bynum vs. Missouri, Oct. 6, 2001
Blocked a Punt	Jayd Kirby at Kansas State, Nov. 5, 2016
Blocked a FG	Travis Britz vs. Kansas State, Oct. 5, 2013
Blocked a PAT attempt	Poona Ford vs. Texas, Oct. 1, 2016
Recorded a safety	Kyle Rose at West Virginia, Oct. 10, 2015

## OPPONENT INDIVIDUAL MISCELLANEOUS

KR for a Touchdown	100, Jakeem Grant at Texas Tech, Oct. 31, 2015
PR for a Touchdown	64, Jalen Saunders vs. Oklahoma, Dec. 7, 2013
Punt Blocked for a Touchdown	21, Daniel Gonzalez, Kansas St., Oct. 7, 2006
Returned a blocked FG for a Touchdown	65, Kip Daily, Kansas St., Oct. 5, 2013
Returned a PAT for a score	Frank Alexander, vs. Oklahoma, Nov. 29, 2008
Scored 4+ TD in a game	4, Cooper Rush vs. Central Michigan, Sept. 10, 2016
Passed for 200 Yards & Rushed for 100 Yards	Taylor Martinez, 323 passing/112 rushing vs. Nebraska, Oct. 23, 2010
Punted the Ball 70+ Yards	74, Michael Such vs. Tulsa, Sept. 18, 2010
Punted the Ball 80+ Yards	81, Brian Lewis vs. Oklahoma, Nov. 9, 1996
Kicked a 50-Yard FG	51, Nick Rose vs. Texas, Nov. 16, 2014
Made 4+ FG	4, Jimmy Stevens, Oklahoma, Nov. 27, 2010

OSU  
BOX SCORES

	<b>WEEK ONE</b> Aug. 31, 2017   Stillwater, Okla. Attendance: 56,790   TV: FS1
<b>TULSA</b> <small>RV/RV</small>	<b>24</b>
<b>OKLAHOMA STATE</b> <small>10/11</small>	<b>59</b>

Captains: Mason Rudolph, James Washington, Tre Flowers, Kirk Tucker

Score by Quarters	1	2	3	4	Score
Tulsa	0	17	0	7	24
Oklahoma State	21	17	14	7	59

Scoring Summary

1st 12:59	OSU	Johnson, T 44 yd pass from Rudolph, M. (Ammendola kick)
		8-74 2:01, TLS 0 - OSU 7
06:35	OSU	Washington, J. 40 yd pass from Rudolph (Ammendola kick)
		6-81 2:13, TLS 0 - OSU 14
04:08	OSU	Hill, Justice 3 yd run (Ammendola kick)
		2-52 0:17, TLS 0 - OSU 21
2nd 10:38	TLS	Higuera, A. 0 yd fumble recovery (Jones, R kick)
		TLS 7 - OSU 21
10:06	OSU	King, J.D. 71 yd run (Ammendola kick)
		2-75 0:32, TLS 7 - OSU 28
06:18	TLS	Taylor II, C. 3 yd run (Jones, R kick)
		13-75 3:48, TLS 14 - OSU 28
03:29	OSU	Ammendola, Matt 24 yd field goal
		9-60 2:49, TLS 14 - OSU 31
02:04	OSU	Washington 77 yd pass from Rudolph (Ammendola kick)
		1-77 0:10, TLS 14 - OSU 38
00:00	TLS	Jones, R. 23 yd field goal
		4-18 0:33, TLS 17 - OSU 38
3rd 06:37	OSU	Rudolph, Mason 1 yd run (Ammendola kick)
		14-80 5:29, TLS 17 - OSU 45
02:14	OSU	Edison-McGruder, K. 82 yd fumble ret. (Ammendola kick)
		TLS 17 - OSU 52
4th 07:55	OSU	Brown, LD 15 yd run (Ammendola, Matt kick)
		2-20 0:34, TLS 17 - OSU 59
05:35	TLS	Taylor II, C. 55 yd run (Jones, R. kick)
		6-75 2:20, TLS 24 - OSU 59

	TLS	OSU
FIRST DOWNS	26	25
RUSHES-YARDS (NET)	60-244	37-332
PASSING YDS (NET)	188	308
Passes Att-Comp-Int	38-20-0	26-21-0
TOTAL OFFENSE PLAYS-YARDS	98-432	63-640
Fumble Returns-Yards	1-26	1-82
Punt Returns-Yards	0-0	2-3
Kickoff Returns-Yards	3-45	3-67
Interception Returns-Yards	0-0	0-0
Punts (Number-Avg)	7-44.6	2-40.0
Fumbles-Lost	3-2	2-2
Penalties-Yards	6-48	5-51
Possession Time	36:40	23:20
Third-Down Conversions	16 of 26	5 of 9
Fourth-Down Conversions	1 of 2	0 of 0
Red-Zone Scores-Chances	2-4	4-5
Sacks By: Number-Yards	2-9	1-11


**RUSHING:** Tulsa-Taylor II, C. 20-111; President, C. 8-69; Brewer, D. 22-33; Brooks, S. 8-28; Skipper, L. 2-3. Oklahoma State-Hill, Justice 15-132; King, J.D. 6-95; Brown, LD 5-92; Johnson, Tyron 1-11; Wilson, JaRon 5-8; Rudolph, Mason 3-3; Washington, James 1-minus 1; Cornelius, Taylor 1-minus 8.

**PASSING:** Tulsa-President, C. 18-35-0-178; Skipper, L. 2-3-0-10. Oklahoma State-Rudolph, Mason 20-24-0-303; Cornelius, Taylor 1-2-0-5.

**RECEIVING:** Tulsa-Johnson, K. 7-52; Hobbs, J. 6-71; Stewart, J. 3-30; Carter, N. 2-18; Brewer, D. 1-18; Taylor II, C. 1-minus 1. Oklahoma State-Washington, James 6-145; Ateman, Marcell 4-75; Stoner, Dillon 4-18; Hill, Justice 3-10; Johnson, Tyron 1-44; Lacy, Chris 1-13; Finefuiaki, Sione 1-5; McCleskey, Jalen 1-minus 2.

**INTERCEPTIONS:** Tulsa-None. Oklahoma State-None.

**FUMBLES:** Tulsa-Wilson Jr., P. 1-0; President, C. 1-1; Brooks, S. 1-1. Oklahoma State-McCleskey, Jalen 1-1; Rudolph, Mason 1-1.

	<b>WEEK TWO</b> Sep. 8, 2017   Mobile, Ala. Attendance: 26,487   TV: ESPN2
<b>SOUTH ALABAMA</b>	<b>7</b>
<b>OKLAHOMA STATE</b> <small>11/10</small>	<b>44</b>

Captains: Larry Williams, Jerel Morrow, DeQuinton Osborne, Chance Cook

Score by Quarters	1	2	3	4	Score
South Alabama	0	0	0	7	7
Oklahoma State	17	3	21	3	44

Scoring Summary

1st 07:32	OSU	Ammendola, Matt 31 yd field goal
		12-57 3:58, USA 0 - OSU 3
05:31	OSU	Washington, J. 66 yd pass from Rudolph (Ammendola kick)
		2-68 0:29, USA 0 - OSU 10
01:36	OSU	Ateman, M. 4 yd pass from Rudolph (Ammendola kick)
		7-73 2:23, USA 0 - OSU 17
2nd 00:11	OSU	Ammendola, Matt 53 yd field goal
		8-44 1:06, USA 0 - OSU 20
3rd 11:16	OSU	Ateman, M. 20 yd pass from Rudolph (Ammendola kick)
		4-43 0:58, USA 0 - OSU 27
07:44	OSU	Rudolph, Mason 10 yd run (Ammendola kick)
		6-63 1:54, USA 0 - OSU 34
04:12	OSU	Phillips, Justin 25 yd interception return (Ammendola kick)
		USA 0 - OSU 41
4th 10:55	OSU	Ammendola, Matt 48 yd field goal
		12-39 6:29, USA 0 - OSU 44
04:35	USA	Francis, Mseiah 17 yd pass from Davis (Patterson kick)
		11-83 6:20, USA 7 - OSU 44

	USA	OSU
FIRST DOWNS	12	29
RUSHES-YARDS (NET)	27-41	37-163
PASSING YDS (NET)	134	342
Passes Att-Comp-Int	24-14-1	41-26-0
TOTAL OFFENSE PLAYS-YARDS	51-175	78-505
Fumble Returns-Yards	0-0	0-0
Punt Returns-Yards	0-0	2-13
Kickoff Returns-Yards	4-84	1-18
Interception Returns-Yards	0-0	1-25
Punts (Number-Avg)	7-48.4	2-37.0
Fumbles-Lost	1-1	1-0
Penalties-Yards	3-40	4-25
Possession Time	29:56	30:04
Third-Down Conversions	1 of 10	7 of 16
Fourth-Down Conversions	1 of 1	2 of 2
Red-Zone Scores-Chances	1-2	5-6
Sacks By: Number-Yards	1-1	4-25


**RUSHING:** South Alabama - Johnson, Xavier 5-36, Moore, Deonta 2-12, Minter, Tra 7-10, Foster, Denzel 2-2, TEAM 1-minus 2, Davis, Dallas 8-minus 8, Garvin, Cole 2-minus 9. Oklahoma State- King, J.D. 8-64, Brown, LD 10-38, Wudtee, Keondre 3-29, Hill, Justice 11-27, Rudolph, Mason 4-18, TEAM 1-minus 13.

**PASSING:** South Alabama-Davis, Dallas 13-23-1-126, Garvin, Cole 1-1-0-8. Oklahoma State-Rudolph, Mason 25-38-0-335; Wudtee, Keondre 1-3-0-7.

**RECEIVING:** South Alabama-Way, Jamarius 5-66, McCray, Jordan 3-27, Collier, Sa'Mory 2-3, Francis, Mseiah 1-17, Harris, Sam 1-16, Moore, Deontra 1-4, Minter, Tra 1-1. Oklahoma State-Ateman, Marcell 5-51, Lacy, Chris 4-54, Hill, Justice 4-46, Johnson, Tyron 4-43, McCleskey, Jalen 4-19, Washington, James 2-98, Stoner, Dillon 2-24, Wallace, Tylan 1-7.

**INTERCEPTIONS:** Tulsa-Davis, Dallas 1. Oklahoma State-None.

**FUMBLES:** Tulsa-Johnson, Xavier 1-1. Oklahoma State-TEAM 1-0.

	<b>WEEK THREE</b> Sep 16, 2017   Pittsburgh, Pa. Attendance: 38,952   TV: ESPN
<b>PITTSBURGH</b>	<b>21</b>
<b>OKLAHOMA STATE</b> <small>9/8</small>	<b>59</b>

Captains: Aaron Cochran, Jalen McCleskey, Kirk Tucker, Jerel Morrow

Score by Quarters	1	2	3	4	Score
South Alabama	0	14	7	0	21
Oklahoma State	21	28	7	3	59

Scoring Summary:

1st 13:00	OSU	Hill, Justice 20 yd run (Ammendola kick)
		7-75 2:00, OSU 7 - UP 0
07:46	OSU	Stoner 54 yd pass from Rudolph (Ammendola kick)
		10-96 3:16, OSU 14 - UP 0
03:33	OSU	Ateman 69 yd pass from Rudolph (Ammendola kick)
		6-80 1:32, OSU 21 - UP 0
2nd 13:41	OSU	McCleskey 8 yd pass from Rudolph (Ammendola,kick)
		6-54 1:14, OSU 28 - UP 0
11:22	OSU	McCleskey 40 yd pass from Rudolph (Ammendola kick)
		3-65 0:39, OSU 35 - UP 0
09:25	UP	Moss, C. 5 yd run (Kessman kick)
		4-87 1:57, OSU 35 - UP 7
06:15	OSU	Hill, Justice 15 yd run (Ammendola kick)
		8-82 3:10, OSU 42 - UP 7
03:40	OSU	McCleskey 48 yd pass from Rudolph (Ammendola kick)
		5-79 1:49, OSU 49 - UP 7
00:16	UP	Araujo-Lopes 14 yd pass from DiNucci (Kessman kick)
		13-80 3:24, OSU 49 - UP 14
3rd 09:54	OSU	Phillips 10 yd interception return (Ammendola, kick)
		OSU 56 - UP 14
00:08	UP	Pinnock 0 yd fumble recovery (Kessman kick)
		OSU 56 - UP 21
4th 10:08	OSU	Ammendola, Matt 25 yd field goal
		10-57 5:00, OSU 59 - UP 21

	OSU	UP
FIRST DOWNS	27	17
RUSHES-YARDS (NET)	35-104	34-103
PASSING YDS (NET)	572	288
Passes Att-Comp-Int	37-26-1	35-20-2
TOTAL OFFENSE PLAYS-YARDS	72-676	69-391
Fumble Returns-Yards	0-0	0-0
Punt Returns-Yards	0-0	0-0
Kickoff Returns-Yards	2-41	5-85
Interception Returns-Yards	2-17	1-0
Punts (Number-Avg)	1-45.0	6-48.7
Fumbles-Lost	1-1	0-0
Penalties-Yards	4-30	6-50
Possession Time	28:28	31:32
Third-Down Conversions	10 of 14	5 of 15
Fourth-Down Conversions	0 of 1	1 of 2
Red-Zone Scores-Chances	4-4	2-2
Sacks By: Number-Yards	2-22	1-3

**RUSHING:** Oklahoma State-Hill, Justice 11-91; King, J.D. 16-35; Brown, LD 4-8; Rudolph, Mason 1-minus 3; TEAM 3-minus 27. Pitt-Moss, C. 12-36; French, M. 3-34; DiNucci, B. 7-18; Araujo-Lopes, R 1-10; Ollison, Q. 7-6; Hall, D. 1-1; Henderson, Q. 1-1; Browne, M. 2-minus 3.

**PASSING:** Oklahoma State-Rudolph, Mason 23-32-1-497; Cornelius, Taylor 3-5-0-75. Pitt-DiNucci, B. 13-25-2-228; Browne, M. 7-10-0-60.

**RECEIVING:** Oklahoma State-McCleskey, Jalen 7-162; Washington, James 5-124; Stoner, Dillon 5-100; Ateman, Marcell 4-109; Wallace, Tylan 2-49; Hill, Justice 2-2; Abbott, Britton 1-26. Pitt-Araujo-Lopes, R 6-89; Flanagan, M. 3-43; Mathews, A. 3-32; French, M. 3-16; Henderson, Q. 1-74; Moss, C. 1-12; Hall, D. 1-8; Clark, C. 1-7; Ollison, Q. 1-7.

**INTERCEPTIONS:** Oklahoma State-Phillips, Justin 1-10; Flowers, Tre 1-7. Pitt-Maddox, A. 1-0.

**FUMBLES:** Oklahoma State-TEAM 1-1. Pitt-None.



## BOX SCORES

	<b>WEEK FOUR</b> Sept. 23, 2017   Stillwater, Okla. Attendance: 56,790   TV: ESPN
<b>TCU</b> 16/15	<b>44</b>
<b>OKLAHOMA STATE</b> 6/7	<b>31</b>

Captains: Marcell Ateman, Vili Levini, Jordan Brailford, Britton Abbott

Score by Quarters	1	2	3	4	Score
TCU	6	14	14	10	44
Oklahoma State	7	3	7	14	31

#### Scoring Summary

1st	10:46	TCU	Song, Jonathan 29 yd field goal
			12-64 4:14, TCU 3 - OSU 0
	02:45	TCU	Song, Jonathan 31 yd field goal
			14-63 5:40, TCU 6 - OSU 0
	02:15	OSU	Washington 86 yd pass from Rudolph (Ammendola kick)
			2-90 0:30, TCU 6 - OSU 7
2nd	14:28	TCU	Anderson, D. 28 yd run (Song, Jonathan kick)
			7-75 2:47, TCU 13 - OSU 7
	07:15	TCU	Diarso 9 yd pass from Hill (Song, Jonathan kick)
			9-62 4:38, TCU 20 - OSU 7
	04:46	OSU	Ammendola, Matt 29 yd field goal
			11-63 2:29, TCU 20 - OSU 10
3rd	11:59	TCU	Anderson, D. 6 yd run (Song, Jonathan kick)
			6-42 1:54, TCU 27 - OSU 10
	08:37	OSU	Stoner 14 yd pass from Rudolph (Ammendola kick)
			10-78 3:22, TCU 27 - OSU 17
	04:34	TCU	Olonilua, Sewo 1 yd run (Song, Jonathan kick)
			9-75 4:03, TCU 34 - OSU 17
4th	12:03	TCU	Song, Jonathan 31 yd field goal
			11-66 5:41, TCU 37 - OSU 17
	09:44	OSU	Rudolph, Mason 1 yd run (Ammendola, Matt kick)
			10-79 2:19, TCU 37 - OSU 24
	03:03	OSU	Hill, Justice 1 yd run (Ammendola, Matt kick)
			5-47 1:24, TCU 37 - OSU 31
	02:37	TCU	Anderson, D. 42 yd run (Song, Jonathan kick)
			3-48 0:26, TCU 44 - OSU 31

	TCU	OSU
FIRST DOWNS	32	26
RUSHES-YARDS (NET)	52-238	31-101
PASSING YDS (NET)	228	398
Passes Att-Comp-Int	33-22-1	42-22-3
TOTAL OFFENSE PLAYS-YARDS	85-466	73-499
Fumble Returns-Yards	0-0	0-0
Punt Returns-Yards	1-3	1-0
Kickoff Returns-Yards	3-62	5-86
Interception Returns-Yards	3-2	1-7
Punts (Number-Avg)	2-45.0	3-48.3
Fumbles-Lost	3-0	1-1
Penalties-Yards	4-23	8-77
Possession Time	39:04	20:56
Third-Down Conversions	11 of 19	7 of 14
Fourth-Down Conversions	0 of 0	1 of 2
Red-Zone Scores-Chances	6-6	4-4
Sacks By: Number-Yards	3-18	2-22

**RUSHING:** TCU-Anderson, D. 26-160; Olonilua, Sewo 9-38; Reagor, Jalen 1-18; Turpin, K. 1-16; Hill, Kenny 10-15; TEAM 3-minus 3; Snell, Kenedy 2-minus 6. Oklahoma State-Hill, Justice 25-102; King, J.D. 1-7; Rudolph, Mason 5-minus 8.

**PASSING:** TCU-Hill, Kenny 22-33-1-228. Oklahoma State-Rudolph, Mason 22-41-2-398; McCleskey, Jalen 0-1-1-0.

**RECEIVING:** TCU-White, Desmon 5-25; Anderson, D. 4-41; Diarso, John 3-40; Reagor, Jalen 3-25; Nixon, Shaun 2-22; Turpin, K. 2-21; Olonilua, Sewo 2-11; Austin, Jaelan 1-43. Oklahoma State-Washington, James 6-153; Ateman, Marcell 6-100; McCleskey, Jalen 4-79; Stoner, Dillon 3-39; Hill, Justice 3-27.

**INTERCEPTIONS:** TCU-Orr, Nick 1-0; Bradley, Chris 1-0; Collier, L.J. 1-minus 2. Oklahoma State-Flowers, Tre 1-7.

**FUMBLES:** TCU-Hill, Kenny 2-0; Anderson, D. 1-0. Oklahoma State-Rudolph, Mason 1-1.

	<b>WEEK FIVE</b> Sept. 30, 2017   Lubbock, Texas Attendance: 60,901   TV: FOX
<b>TEXAS TECH</b> RV/RV	<b>34</b>
<b>OKLAHOMA STATE</b> 15/14	<b>41</b>

Captains: Brad Lundblade, James Washington, Ramon Richards, Landon Wolf

Score by Quarters	1	2	3	4	Score
Texas Tech	7	10	3	14	34
Oklahoma State	7	14	13	7	41

#### Scoring Summary

1st	11:15	OSU	Washington 14 yd pass from Rudolph (Ammendola kick)
			7-68 1:53, OSU 7 - TTU 0
	07:42	TTU	Fields 95 yd interception return (Barden kick)
			OSU 7 - TTU 7
2nd	14:14	TTU	Cantrell 3 yd pass from Shimonek (Barden kick)
			8-80 4:16, OSU 7 - TTU 14
	09:41	OSU	Hill 5 yd pass from Rudolph (Ammendola kick)
			11-75 4:33, OSU 14 - TTU 14
	03:49	OSU	McCleskey 4 yd pass from Rudolph (Ammendola kick)
			10-88 3:13, OSU 21 - TTU 14
	00:00	TTU	Barden, Michael 24 yd field goal
			11-66 3:49, OSU 21 - TTU 17
3rd	12:50	OSU	Rudolph 8 yd run (Ammendola kick)
			8-75 2:10, OSU 28 - TTU 17
	09:40	OSU	Ammendola, Matt 22 yd field goal
			4-4 1:32, OSU 31 - TTU 17
	06:18	TTU	Barden, Michael 26 yd field goal
			9-64 3:22, OSU 31 - TTU 20
	02:55	OSU	Ammendola, Matt 27 yd field goal
			8-65 3:23, OSU 34 - TTU 20
4th	14:53	TTU	Stockton, J. 1 yd run (Barden kick)
			8-70 3:02, OSU 34 - TTU 27
	09:56	TTU	Nisby 1 yd run (Barden kick)
			7-51 2:53, OSU 34 - TTU 34
	01:12	OSU	Rudolph 16 yd run (Ammendola kick)
			6-79 2:09, OSU 41 - TTU 34

	OSU	TTU
FIRST DOWNS	32	25
RUSHES-YARDS (NET)	44-221	26-54
PASSING YDS (NET)	376	330
Passes Att-Comp-Int	38-27-1	46-29-1
TOTAL OFFENSE PLAYS-YARDS	82-597	72-384
Fumble Returns-Yards	0-0	0-0
Punt Returns-Yards	1-12	0-0
Kickoff Returns-Yards	1-31	6-93
Interception Returns-Yards	1-0	1-95
Punts (Number-Avg)	1-35.0	5-32.6
Fumbles-Lost	0-0	0-0
Penalties-Yards	8-78	8-63
Possession Time	30:39	29:21
Third-Down Conversions	6 of 11	5 of 12
Fourth-Down Conversions	0 of 0	0 of 1
Red-Zone Scores-Chances	7-10	5-6
Sacks By: Number-Yards	1-12	1-4

**RUSHING:** Oklahoma State-Hill, Justice 30-164; Rudolph, Mason 11-50; King, J.D. 2-12; TEAM 1-minus 5. Texas Tech-Stockton, J. 12-28; King, Tre 4-12; Coutee, Keke 1-11; Shimonek, Nic 4-3; Nisby, Desmond 5-0.

**PASSING:** Oklahoma State-Rudolph, Mason 27-38-1-376. Texas Tech-Shimonek, Nic 29-46-1-330.

**RECEIVING:** Oklahoma State-Washington, James 9-127; Ateman, Marcell 6-114; McCleskey, Jalen 5-48; Brown, Keenen 2-40; Hill, Justice 2-7; Stoner, Dillon 1-21; Johnson, Tyron 1-12; Lacy, Chris 1-7. Texas Tech-Stockton, J. 7-52; Batson, Cameron 6-84; Cantrell, Dylan 6-67; Coutee, Keke 3-53; Wesley, Antoine 3-38; Willies, D. 3-30; High, Ja'Deion 1-6.

**INTERCEPTIONS:** Oklahoma State-Brailford, Jordan 1-0. Texas Tech-Fields, D. 1-95.

**FUMBLES:** Oklahoma State-None. Texas Tech-None.

	<b>WEEK SEVEN</b> Oct. 14, 2017   Stillwater, Okla. Attendance:   TV: FS1
<b>BAYLOR</b>	
<b>OKLAHOMA STATE</b> 14/14	





# SELECT PLAYERS GAME-BY-GAME STATS

## 49 MATT AMMENDOLA

KICKER | 5-9 | 195 | R-SOPHOMORE  
LANSDALE, PA./NORTH PENN

### Career Highs

Longest FG 53 twice, last at South Alabama 9/8/17  
Most FG Made 3 at South Alabama, 9/8/17

### 2017 Season Highs

Longest FG 53 at South Alabama 9/8/17  
Most FG Made 3 at South Alabama, 9/8/17

### Ammendola's 2016 Game-by-Game Kicking Stats

Date	Opponent	PAT-A	FGM-FGA	Lg	Blk
Sept. 3	SE Louisiana	0-1	0-0	0	0
Sept. 10	Central Michigan	0-0	1-1	53	0
Sept. 17	Pittsburgh	0-0	0-0	0	0
Sept. 24	at Baylor	0-0	0-0	0	0
Oct. 1	Texas	0-0	0-0	0	0
Oct. 8	Iowa State	0-0	0-0	0	0
Oct. 22	at Kansas	0-0	0-0	0	0
Oct. 29	West Virginia	0-0	0-0	0	0
Nov. 5	at Kansas State	0-0	0-0	0	0
Nov. 12	Texas Tech	0-0	0-0	0	0
Nov. 19	at TCU	0-0	0-0	0	0
Dec. 3	at Oklahoma	0-0	0-0	0	0

### Ammendola's 2017 Game-by-Game Kicking Stats

Date	Opponent	PAT-A	FGM-FGA	Lg	Blk
Aug. 31	Tulsa	8-8	1-2	24	0
Sept. 8	at South Alabama	5-5	3-4	53	0
Sept. 16	at Pittsburgh	8-8	1-1	25	0
Sept. 23	TCU	4-4	1-1	29	0
Sept. 30	at Texas Tech	5-5	2-4	27	0
Oct. 14	Baylor				
Oct. 21	at Texas				
Oct. 28	at West Virginia				
Nov. 4	Oklahoma				
Nov. 11	at Iowa State				
Nov. 18	Kansas State				
Nov. 25	Kansas				

### Ammendola's Career Kicking Stats

Year	FGM-FGA	Pct.	1-19	20-29	30-39	40-49	50+	Lg	Blk
2016	1-1	100.0	0-0	0-0	0-0	0-0	1-1	53	0
2017	8-12	66.7	0-1	5-6	1-2	1-2	1-1	53	0
Career	9-13	69.2	0-1	5-6	1-2	1-2	2-2	53	0

## 3 MARCELL ATEMAN

RECEIVER | 6-4 | 220 | R-SENIOR  
DALLAS, TEXAS/WYLIE EAST

### Career Highs

Receptions 8 at Iowa State, 11/14/15  
Receiving Yards 132 at Iowa State, 11/14/15  
Long Reception 82 vs. TCU, 11/7/15

### 2017 Season Highs

Receptions 6, twice, last at Texas Tech, 9/30/17  
Receiving Yards 114 at Texas Tech, 9/30/17  
Long Reception 69 at Pittsburgh, 9/16/17

### Ateman's 2013 Game-by-Game Receiving Stats

Date	Opponent	No.	Yds.	TD	Long
Aug. 31	vs. Mississippi State	1	6	0	6
Sept. 7	at UTSA	4	40	0	22
Sept. 14	Lamar	3	46	0	29
Sept. 28	at West Virginia	1	6	0	6
Oct. 5	Kansas State	2	10	0	5
Oct. 19	TCU	0	0	0	0
Oct. 26	at Iowa State	0	0	0	0
Nov. 2	at Texas Tech	2	25	0	13

Nov. 9	Kansas	3	53	0	34
Nov. 16	at Texas	1	3	0	3
Nov. 23	Baylor	1	51	0	51
Dec. 7	Oklahoma	0	0	0	0
Jan. 3	vs. Missouri	4	36	0	23

### Ateman's 2014 Game-by-Game Receiving Stats

Date	Opponent	No.	Yds.	TD	Long
Aug. 30	vs. Florida State	0	0	0	0
Sept. 6	Missouri State	1	4	0	4
Sept. 13	UTSA	4	70	0	43
Sept. 25	Texas Tech	6	130	0	41
Oct. 4	Iowa State	3	33	0	16
Oct. 11	at Kansas	1	7	0	7
Oct. 18	at TCU	2	-3	0	3
Oct. 25	West Virginia	0	0	0	0
Nov. 1	at Kansas State	2	17	0	9
Nov. 15	Texas	1	10	0	10
Nov. 22	at Baylor	0	0	0	0
Dec. 6	at Oklahoma		DNP		
Jan. 2	vs. Washington	0	0	0	0

### Ateman's 2015 Game-by-Game Receiving Stats

Date	Opponent	No.	Yds.	TD	Long
Sept. 3	at Central Michigan	4	75	1	49
Sept. 12	Central Arkansas	4	46	0	21
Sept. 19	UTSA	1	13	1	13
Sept. 26	at Texas	4	69	0	29
Oct. 3	Kansas State	6	101	1	27
Oct. 10	at West Virginia	2	41	0	22
Oct. 24	Kansas	0	0	0	0
Oct. 31	at Texas Tech	3	31	0	13
Nov. 7	TCU	1	82	1	82
Nov. 14	at Iowa State	8	132	1	32
Nov. 21	Baylor	5	83	2	39
Nov. 28	Oklahoma	2	23	0	13
Jan. 1	vs. Ole Miss	5	70	0	27

### Ateman's 2016 Game-by-Game Receiving Stats

Date	Opponent	No.	Yds.	TD	Long
Sept. 3	SE Louisiana		DNP		
Sept. 10	Central Michigan		DNP		
Sept. 17	Pittsburgh		DNP		
Sept. 24	at Baylor		DNP		
Oct. 1	Texas		DNP		
Oct. 8	Iowa State		DNP		
Oct. 22	at Kansas		DNP		
Oct. 29	West Virginia		DNP		
Nov. 5	at Kansas State		DNP		
Nov. 12	Texas Tech		DNP		
Nov. 19	at TCU		DNP		
Dec. 3	at Oklahoma		DNP		

### Ateman's 2017 Game-by-Game Receiving Stats

Date	Opponent	No.	Yds.	TD	Long
Aug. 31	Tulsa	4	75	0	49
Sept. 8	at South Alabama	5	51	2	20
Sept. 16	at Pittsburgh	4	109	1	69
Sept. 23	TCU	6	100	0	29
Sept. 30	at Texas Tech	6	114	0	30
Oct. 14	Baylor				
Oct. 21	at Texas				
Oct. 28	at West Virginia				
Nov. 4	Oklahoma				
Nov. 11	at Iowa State				
Nov. 18	Kansas State				
Nov. 25	Kansas				

### Ateman's Career Receiving Stats

Year	G	Rec.	Yds.	Avg.	TD	Long	Avg./G
2013	13	22	276	12.5	0	51	21.2
2014	12	20	268	13.4	0	43	22.3
2015	13	45	766	17.0	5	82	58.9
2016							
2017	5	25	449	18.0	3	69	89.8
Career	43	112	1759	15.7	8	82	40.9

## 24 LD BROWN

RUNNING BACK | 5-9 | 193 | R-FRESHMAN  
DALLAS, TEXAS/DESOTO

### Career Highs

Rushes 10 at South Alabama, 9/8/17  
Rushing Yards 92 vs. Tulsa, 8/31/17  
Long Rush 73 vs. Tulsa, 8/31/17

### 2017 Season Highs

Rushes 10 at South Alabama, 9/8/17  
Rushing Yards 92 vs. Tulsa, 8/31/17  
Long Rush 73 vs. Tulsa, 8/31/17

### Brown's 2017 Game-by-Game Rushing Stats

Date	Opponent	No.	Gain	Loss	Net	TD	Long	Avg.
Aug. 31	Tulsa	5	95	3	92	1	73	18.4
Sept. 8	at South Alabama	10	38	0	38	0	13	3.8
Sept. 16	at Pittsburgh	4	12	4	8	0	6	2.0
Sept. 23	TCU				DNP			
Sept. 30	at Texas Tech				DNP			
Oct. 14	Baylor							
Oct. 21	at Texas							
Oct. 28	at West Virginia							
Nov. 4	Oklahoma							
Nov. 11	at Iowa State							
Nov. 18	Kansas State							
Nov. 25	Kansas							

### Brown's 2017 Game-by-Game Receiving Stats

Date	Opponent	No.	Yds.	TD	Long
Aug. 31	Tulsa	0	0	0	0
Sept. 8	at South Alabama	0	0	0	0
Sept. 16	at Pittsburgh	0	0	0	0
Sept. 23	TCU				DNP
Sept. 30	at Texas Tech				DNP
Oct. 14	Baylor				
Oct. 21	at Texas				
Oct. 28	at West Virginia				
Nov. 4	Oklahoma				
Nov. 11	at Iowa State				
Nov. 18	Kansas State				
Nov. 25	Kansas				

### Brown's Career Rushing Stats

Year	G	Att.	Gain	Loss	Net	Avg.	TD	Long	Avg./G
2017	3	19	145	7	138	7.3	1	73	46.0
Career	3	19	145	7	138	7.3	1	73	46.0

### Browns's Career Receiving Stats

Year	G	Rec.	Yds.	Avg.	TD	Long	Avg./G
2017	3	0	0	0	0	0	0
Career	3	0	0	0	0	0	0



# SELECT PLAYERS GAME-BY-GAME STATS

## 5 JUSTICE HILL

RUNNING BACK | 5-10 | 185 | SOPHOMORE  
TULSA, OKLA./BOOKER T. WASHINGTON

### Career Highs

Rushes	30 at Texas Tech, 9/30/17
Rushing Yards	164 at Texas Tech, 9/30/17
Long Rush	38 at Baylor, 9/24/16

### 2017 Season Highs

Rushes	30 at Texas Tech, 9/30/17
Rushing Yards	164 at Texas Tech, 9/30/17
Long Rush	32 vs. Tulsa, 8/31/17

### Hill's 2016 Game-by-Game Rushing Stats

Date	Opponent	No.	Gain	Loss	Net	TD	Long	Avg.
Sept. 3	SE Louisiana	7	33	3	30	0	8	4.3
Sept. 10	Central Michigan	5	31	0	31	0	17	6.2
Sept. 17	Pittsburgh	12	38	10	28	0	18	2.3
Sept. 24	at Baylor	20	128	6	122	1	38	6.1
Oct. 1	Texas	25	143	8	135	1	30	5.4
Oct. 8	Iowa State	18	63	6	57	1	11	3.2
Oct. 22	at Kansas	22	162	0	162	1	32	7.4
Oct. 29	West Virginia	19	56	2	54	0	8	2.8
Nov. 5	at Kansas State	9	44	0	44	0	9	4.9
Nov. 12	Texas Tech	18	127	1	126	1	31	7.0
Nov. 19	at TCU	16	155	1	154	0	32	9.6
Dec. 3	at Oklahoma	16	100	1	99	0	32	6.2
Dec. 29	vs. Colorado	19	107	7	100	1	37	5.3

### Hill's 2017 Game-by-Game Rushing Stats

Date	Opponent	No.	Gain	Loss	Net	TD	Long	Avg.
Aug. 31	Tulsa	15	140	8	132	1	32	8.8
Sept. 8	at South Alabama	11	27	0	27	0	7	2.5
Sept. 16	at Pittsburgh	11	91	0	91	2	20	8.3
Sept. 23	TCU	25	109	7	102	1	17	4.1
Sept. 30	at Texas Tech	30	165	1	164	0	24	5.5
Oct. 14	Baylor							
Oct. 21	at Texas							
Oct. 28	at West Virginia							
Nov. 4	Oklahoma							
Nov. 11	at Iowa State							
Nov. 18	Kansas State							
Nov. 25	Kansas							

### Hill's 2016 Game-by-Game Receiving Stats

Date	Opponent	No.	Yds.	TD	Long
Sept. 3	SE Louisiana	1	6	0	6
Sept. 10	Central Michigan	0	0	0	0
Sept. 17	Pittsburgh	0	0	0	0
Sept. 24	at Baylor	0	0	0	0
Oct. 1	Texas	0	0	0	0
Oct. 8	Iowa State	2	16	0	11
Oct. 22	at Kansas	1	22	0	22
Oct. 29	West Virginia	0	0	0	0
Nov. 5	at Kansas State	0	0	0	0
Nov. 12	Texas Tech	0	0	0	0
Nov. 19	at TCU	1	2	0	2
Dec. 3	at Oklahoma	0	0	0	0
Dec. 29	vs. Colorado	0	0	0	0

### Hill's 2017 Game-by-Game Receiving Stats

Date	Opponent	No.	Yds.	TD	Long
Aug. 31	Tulsa	3	10	0	8
Sept. 8	at South Alabama	4	46	0	14
Sept. 16	at Pittsburgh	2	2	0	3
Sept. 23	TCU	3	27	0	13
Sept. 30	at Texas Tech	2	7	1	5
Oct. 14	Baylor				
Oct. 21	at Texas				
Oct. 28	at West Virginia				
Nov. 4	Oklahoma				
Nov. 11	at Iowa State				
Nov. 18	Kansas State				
Nov. 25	Kansas				

### Hill's Career Rushing Stats

Year	G	Att.	Gain	Loss	Net	Avg.	TD	Long	Avg./G
2016	13	206	1187	45	1142	5.5	6	38	87.8
2017	5	92	532	16	516	5.6	4	32	103.2
Career	18	298	1719	61	1658	5.6	10	38	92.1

### Hill's Career Receiving Stats

Year	G	Rec.	Yds.	Avg.	TD	Long	Avg./G
2016	13	5	46	9.2	0	22	3.5
2017	5	14	92	6.6	1	14	18.4
Career	18	19	138	7.3	1	22	7.7

## 30 CHUBA HUBBARD

RUNNING BACK | 6-1 | 190 | FRESHMAN  
SHERWOOD PARK, ALBERTA, CANADA/BEV FACEY

### Career Highs

Rushes	N/A
Rushing Yards	N/A
Long Rush	N/A

### 2017 Season Highs

Rushes	N/A
Rushing Yards	N/A
Long Rush	N/A

### Hubbard's 2017 Game-by-Game Rushing Stats

Date	Opponent	No.	Gain	Loss	Net	TD	Long	Avg.
Aug. 31	Tulsa				DNP			
Sept. 8	at South Alabama				DNP			
Sept. 16	at Pittsburgh				DNP			
Sept. 23	TCU				DNP			
Sept. 30	at Texas Tech				DNP			
Oct. 14	Baylor							
Oct. 21	at Texas							
Oct. 28	at West Virginia							
Nov. 4	Oklahoma							
Nov. 11	at Iowa State							
Nov. 18	Kansas State							
Nov. 25	Kansas							

### Hubbard's 2017 Game-by-Game Receiving Stats

Date	Opponent	No.	Yds.	TD	Long
Aug. 31	Tulsa				DNP
Sept. 8	at South Alabama				DNP
Sept. 16	at Pittsburgh				DNP
Sept. 23	TCU				DNP
Sept. 30	at Texas Tech				DNP
Oct. 14	Baylor				
Oct. 21	at Texas				
Oct. 28	at West Virginia				
Nov. 4	Oklahoma				
Nov. 11	at Iowa State				
Nov. 18	Kansas State				
Nov. 25	Kansas				

### Hubbard's Career Rushing Stats

Year	G	Att.	Gain	Loss	Net	Avg.	TD	Long	Avg./G
2017	-	-	-	-	-	-	-	-	-
Career	-	-	-	-	-	-	-	-	-

### Hubbard's Career Receiving Stats

Year	G	Rec.	Yds.	Avg.	TD	Long	Avg./G
2017	-	-	-	-	-	-	-
Career	-	-	-	-	-	-	-

## 13 TYRON JOHNSON

RECEIVER | 6-1 | 185 | R-SOPHOMORE  
NEW ORLEANS, LA/WARREN EASTON/LSU

### Career Highs

Receptions	5 at Ole Miss, 2015
Receiving Yards	83 at Ole Miss, 2015
Long Reception	61 vs Western Kentucky, 2015

### 2017 Season Highs

Receptions	4 at South Alabama, 9/8/17
Receiving Yards	44 vs. Tulsa, 8/31/17
Long Reception	44 vs. Tulsa, 8/31/17

### Johnson's 2015 Game-by-Game Receiving Stats (at LSU)

Date	Opponent	No.	Yds.	TD	Long
Sept. 5	McNeese State		DNP		
Sept. 12	at Mississippi State		DNP		
Sept. 19	Auburn	1	0	0	0
Sept. 26	Syracuse	0	0	0	0
Oct. 3	Eastern Michigan	0	0	0	0
Oct. 10	South Carolina	2	6	0	6
Oct. 17	Florida	0	0	0	0
Oct. 24	Western Kentucky	1	61	1	61
Nov. 7	at Alabama	0	0	0	0
Nov. 14	Arkansas		DNP		
Nov. 21	at Ole Miss	5	83	1	39
Nov. 28	Texas A&M	0	0	0	0
Dec. 29	vs. Texas Tech		DNP		

### Johnson's 2017 Game-by-Game Receiving Stats

Date	Opponent	No.	Yds.	TD	Long
Aug. 31	Tulsa	1	44	1	44
Sept. 8	at South Alabama	4	43	0	14
Sept. 16	at Pittsburgh		DNP		
Sept. 23	TCU	0	0	0	0
Sept. 30	at Texas Tech	1	12	0	12
Oct. 14	Baylor				
Oct. 21	at Texas				
Oct. 28	at West Virginia				
Nov. 4	Oklahoma				
Nov. 11	at Iowa State				
Nov. 18	Kansas State				
Nov. 25	Kansas				

### Johnson's Career Receiving Stats

Year	G	Rec.	Yds.	Avg.	TD	Long	Avg./G
2015	9	9	150	16.7	2	61	16.7
2016				Redshirt			
2017	4	6	99	16.5	1	44	24.8
Career	13	15	249	16.6	3	61	19.2

### Johnson's Career Special Teams Stats

Year	GP	KR	Yds	Avg	TD	Long	PR	Yds	Avg	TD	Long
2015	9	0	0	0.0	0	0	0	0	0.0	0	0
2016											
2017	4	7	146	20.9	0	31	0	0	0	0	0
Career	13	7	146	20.9	0	31	0	0	0.0	0	0



# SELECT PLAYERS GAME-BY-GAME STATS

## 27 J.D. KING

RUNNING BACK | 5-11 | 205 | FRESHMAN  
FITZGERALD, GA./FITZGERLAD

### Career Highs

Rushes	16 at Pittsburgh, 9/16/17
Rushing Yards	95 vs. Tulsa, 8/31/17
Long Rush	71 vs. Tulsa, 8/31/17

### 2017 Season Highs

Rushes	16 at Pittsburgh, 9/16/17
Rushing Yards	95 vs. Tulsa, 8/31/17
Long Rush	71 vs. Tulsa, 8/31/17

### King's 2017 Game-by-Game Rushing Stats

Date	Opponent	No.	Gain	Loss	Net	TD	Long	Avg.
Aug. 31	Tulsa	6	95	0	95	1	71	15.8
Sept. 8	at South Alabama	8	64	0	64	0	31	8.0
Sept. 16	at Pittsburgh	16	40	5	35	0	6	2.2
Sept. 23	TCU	1	7	0	7	0	7	7.0
Sept. 30	at Texas Tech	2	12	0	12	0	7	6.0
Oct. 14	Baylor							
Oct. 21	at Texas							
Oct. 28	at West Virginia							
Nov. 4	Oklahoma							
Nov. 11	at Iowa State							
Nov. 18	Kansas State							
Nov. 25	Kansas							

### King's 2017 Game-by-Game Receiving Stats

Date	Opponent	No.	Yds.	TD	Long
Aug. 31	Tulsa	0	0	0	0
Sept. 8	at South Alabama	0	0	0	0
Sept. 16	at Pittsburgh	0	0	0	0
Sept. 23	TCU	0	0	0	0
Sept. 30	at Texas Tech	0	0	0	0
Oct. 14	Baylor				
Oct. 21	at Texas				
Oct. 28	at West Virginia				
Nov. 4	Oklahoma				
Nov. 11	at Iowa State				
Nov. 18	Kansas State				
Nov. 25	Kansas				

### King's Career Rushing Stats

Year	G	Att.	Gain	Loss	Net	Avg.	TD	Long	Avg./G
2017	5	33	218	5	213	6.5	1	71	42.6
Career	5	33	218	5	213	6.5	1	71	42.6

### King's Career Receiving Stats

Year	G	Rec.	Yds.	Avg.	TD	Long	Avg./G
2017	5	0	0	0.0	0	0	0.0
Career	5	0	0	0.0	0	0	0.0

## 15 CHRIS LACY

RECEIVER | 6-3 | 205 | SENIOR  
DESOTO, TEXAS/DESOTO

### Career Highs

Receptions	4, five times, last at South Alabama 9/8/17
Receiving Yards	109 at TCU, 11/19/16
Long Reception	63 at TCU, 11/19/16
Receiving TD	2, twice, last vs. West Virginia, 10/29/16

### 2017 Season Highs

Receptions	4 at South Alabama, 9/8/17
Receiving Yards	54 at South Alabama, 9/8/17
Long Reception	16 at South Alabama, 9/8/17

### Lacy's 2014 Game-by-Game Receiving Stats

Date	Opponent	No.	Yds.	TD	Long
Aug. 30	vs. Florida State	1	5	0	5
Sept. 6	Missouri State	0	0	0	0
Sept. 13	UTSA	1	19	0	19
Sept. 25	Texas Tech	1	23	0	23
Oct. 4	Iowa State	1	0	0	0
Oct. 11	at Kansas	0	0	0	0
Oct. 18	at TCU	0	0	0	0
Oct. 25	West Virginia	0	0	0	0
Nov. 1	at Kansas State	0	0	0	0
Nov. 15	Texas	0	0	0	0
Nov. 22	at Baylor	0	0	0	0
Dec. 6	at Oklahoma		DNP		
Jan. 2	vs. Washington	0	0	0	0

### Lacy's 2015 Game-by-Game Receiving Stats

Date	Opponent	No.	Yds.	TD	Long
Sept. 3	at Central Michigan	1	7	0	7
Sept. 12	Central Arkansas	0	0	0	0
Sept. 19	UTSA	0	0	0	0
Sept. 26	at Texas	0	0	0	0
Oct. 3	Kansas State	1	15	0	15
Oct. 10	at West Virginia	0	0	0	0
Oct. 24	Kansas	4	76	2	38
Oct. 31	at Texas Tech	2	22	0	11
Nov. 7	TCU	0	0	0	0
Nov. 14	at Iowa State	0	0	0	0
Nov. 21	Baylor	0	0	0	0
Nov. 28	Oklahoma	0	0	0	0
Jan. 1	vs. Ole Miss	0	0	0	0

### Lacy's 2016 Game-by-Game Receiving Stats

Date	Opponent	No.	Yds.	TD	Long
Sept. 3	SE Louisiana		DNP		
Sept. 10	Central Michigan	2	10	0	7
Sept. 17	Pittsburgh	4	64	0	28
Sept. 24	at Baylor	3	32	0	15
Oct. 1	Texas	3	52	0	28
Oct. 8	Iowa State	2	27	0	14
Oct. 22	at Kansas	1	11	0	11
Oct. 29	West Virginia	3	31	2	19
Nov. 5	at Kansas State	3	33	0	17
Nov. 12	Texas Tech	4	100	0	33
Nov. 19	at TCU	4	109	1	63
Dec. 3	at Oklahoma	1	9	0	9
Dec. 29	vs. Colorado	1	11	0	11

### Lacy's 2017 Game-by-Game Receiving Stats

Date	Opponent	No.	Yds.	TD	Long
Aug. 31	Tulsa	1	13	0	1
Sept. 8	at South Alabama	4	54	0	16
Sept. 16	at Pittsburgh	0	0	0	0
Sept. 23	TCU		DNP		
Sept. 30	at Texas Tech	1	7	0	7
Oct. 14	Baylor				
Oct. 21	at Texas				
Oct. 28	at West Virginia				
Nov. 4	Oklahoma				
Nov. 11	at Iowa State				
Nov. 18	Kansas State				
Nov. 25	Kansas				

### Lacy's Career Receiving Stats

Year	G	Rec.	Yds.	Avg.	TD	Long	Avg./G
2014	12	4	47	11.8	0	23	3.9
2015	13	8	120	15.0	2	38	9.2
2016	12	31	489	15.8	3	63	40.8
2017	4	6	74	12.3	0	16	18.5
Career	41	49	730	14.9	5	63	17.8

## 1 JALEN MCCLESKEY

RECEIVER | 5-10 | 170 | JUNIOR  
COVINGTON, LA./COVINGTON

### Career Highs

Receptions	11, twice, last vs. West Virginia, 10/29/16
Receiving Yards	162 at Pittsburgh, 9/16/17
Long Reception	56 vs. Central Arkansas, 9/12/15
Long Punt Return	67 (TD) at Texas Tech, 10/31/15

### 2017 Season Highs

Receptions	7 at Pittsburgh, 9/16/17
Receiving Yards	162 at Pittsburgh, 9/16/17
Long Reception	48 at Pittsburgh, 9/16/17

### McCleskey's 2015 Game-by-Game Receiving Stats

Date	Opponent	No.	Yds.	TD	Long
Sept. 3	at Central Michigan	1	-1	0	0
Sept. 12	Central Arkansas	1	56	0	56
Sept. 19	UTSA	3	58	0	19
Sept. 26	at Texas	0	0	0	0
Oct. 3	Kansas State	3	12	1	4
Oct. 10	at West Virginia	1	6	0	6
Oct. 24	Kansas	1	20	0	20
Oct. 31	at Texas Tech	5	9	0	4
Nov. 7	TCU	4	30	0	18
Nov. 14	at Iowa State	1	22	0	22
Nov. 21	Baylor	3	16	2	9
Nov. 28	Oklahoma	3	1	0	3
Jan. 1	vs. Ole Miss	3	24	0	20

### McCleskey's 2016 Game-by-Game Receiving Stats

Date	Opponent	No.	Yds.	TD	Long
Sept. 3	SE Louisiana	4	27	0	11
Sept. 10	Central Michigan	11	103	1	28
Sept. 17	Pittsburgh	3	17	0	12
Sept. 24	at Baylor	5	77	0	21
Oct. 1	Texas	4	109	2	52
Oct. 8	Iowa State	5	74	1	36
Oct. 22	at Kansas	6	129	0	47
Oct. 29	West Virginia	11	66	1	19
Nov. 5	at Kansas State	8	68	1	19
Nov. 12	Texas Tech	5	50	1	26
Nov. 19	at TCU	5	26	0	9
Dec. 3	at Oklahoma	2	16	0	12
Dec. 29	vs. Colorado	4	50	0	18



# SELECT PLAYERS GAME-BY-GAME STATS

## McCleskey's 2017 Game-by-Game Receiving Stats

Date	Opponent	No.	Yds.	TD	Long
Aug. 31	Tulsa	1	-2	0	-2
Sept. 8	at South Alabama	4	19	9	13
Sept. 16	at Pittsburgh	7	162	3	48
Sept. 23	TCU	4	79	0	34
Sept. 30	at Texas Tech	5	48	1	21
Oct. 14	Baylor				
Oct. 21	at Texas				
Oct. 28	at West Virginia				
Nov. 4	Oklahoma				
Nov. 11	at Iowa State				
Nov. 18	Kansas State				
Nov. 25	Kansas				

## McCleskey's Career Receiving Stats

Year	G	Rec.	Yds.	Avg.	TD	Long	Avg./G
2015	13	29	253	8.7	3	56	19.5
2016	13	73	812	11.1	7	52	62.5
2017	5	21	306	14.6	4	48	61.2
Career	31	123	1371	11.1	14	56	44.2

## McCleskey's Career Special Teams Stats

Year	GP	KR	Yds	Avg	TD	Long	PR	Yds	Avg	TD	Long
2015	13	1	20	20.0	0	20	22	111	5.0	1	67
2016	13	0	0	0.0	0	0	7	64	9.1	0	18
2017	5	0	0	0	0	0	4	16	4.0	0	13
Career	31	1	20	20.0	0	20	33	191	5.8	1	67

## 2 MASON RUDOLPH

QUARTERBACK | 6-5 | 230 | SENIOR  
ROCK HILL, SC/NORTHWESTERN

### Career Highs

Completions	34 vs. Kansas State, 10/3/15
Attempts	55 vs. Kansas State, 10/3/15
Yards	540 vs. Pittsburgh, 9/17/16
Passing TD	5, twice, last at Kansas State, 11/5/16
Long Pass	91 vs. Pittsburgh, 9/17/16

### 2017 Season Highs

Completions	27 at Texas Tech, 9/30/17
Attempts	41 vs. TCU, 9/23/17
Yards	497 at Pittsburgh, 9/16/17
Passing TD	5 at Pittsburgh, 9/16/17
Long Pass	86 vs. TCU, 9/23/17

## Rudolph's 2014 Game-by-Game Passing Stats

Date	Opponent	Cmp.	Att.	Int.	Yds.	TD	Long	Sack
Aug. 30	vs. Florida State				DNP			
Sept. 6	Missouri State				DNP			
Sept. 13	UTSA				DNP			
Sept. 25	Texas Tech				DNP			
Oct. 4	Iowa State				DNP			
Oct. 11	at Kansas				DNP			
Oct. 18	at TCU				DNP			
Oct. 25	West Virginia				DNP			
Nov. 1	at Kansas State				DNP			
Nov. 15	Texas				DNP			
Nov. 22	at Baylor	13	25	2	281	2	68	3
Dec. 6	at Oklahoma	19	35	1	273	2	43	2
Jan. 2	vs. Washington	17	26	1	299	2	48	3

## Rudolph's 2015 Game-by-Game Passing Stats

Date	Opponent	Cmp.	Att.	Int.	Yds.	TD	Long	Sack
Sept. 3	at Central Michigan	22	32	0	266	1	49	2
Sept. 12	Central Arkansas	23	35	1	401	2	67	1
Sept. 19	UTSA	17	23	0	280	2	46	2
Sept. 26	at Texas	22	34	2	290	1	31	3
Oct. 3	Kansas State	34	55	1	437	3	47	2
Oct. 10	at West Virginia	20	40	3	218	0	31	2
Oct. 24	Kansas	20	26	0	305	1	43	3
Oct. 31	at Texas Tech	21	35	1	285	2	31	2
Nov. 7	TCU	16	24	0	352	5	82	1
Nov. 14	at Iowa State	24	36	0	327	1	32	3
Nov. 21	Baylor	27	50	0	430	3	48	6
Nov. 28	Oklahoma	0	3	1	0	0	0	0
Jan. 1	vs. Ole Miss	18	31	0	179	0	27	3

## Rudolph's 2016 Game-by-Game Passing Stats

Date	Opponent	Cmp.	Att.	Int.	Yds.	TD	Long	Sack
Sept. 3	SE Louisiana	18	26	0	188	2	24	2
Sept. 10	Central Michigan	27	43	1	286	2	32	4
Sept. 17	Pittsburgh	26	46	0	540	2	91	3
Sept. 24	at Baylor	27	45	1	279	0	32	4
Oct. 1	Texas	19	28	0	392	3	54	3
Oct. 8	Iowa State	26	44	0	351	4	42	1
Oct. 22	at Kansas	16	24	0	220	1	47	5
Oct. 29	West Virginia	26	36	0	273	3	33	1
Nov. 5	at Kansas State	29	38	2	457	5	82	1
Nov. 12	Texas Tech	20	28	0	395	2	82	2
Nov. 19	at TCU	17	34	0	207	1	63	2
Dec. 3	at Oklahoma	11	25	0	186	0	54	2
Dec. 29	vs. Colorado	22	32	0	314	3	46	1

## Rudolph's 2017 Game-by-Game Passing Stats

Date	Opponent	Cmp.	Att.	Int.	Yds.	TD	Long	Sack
Aug. 31	Tulsa	20	24	0	303	3	77	1
Sept. 8	at South Alabama	25	38	0	335	3	66	1
Sept. 16	at Pittsburgh	23	32	1	497	5	69	1
Sept. 23	TCU	22	41	2	398	2	86	3
Sept. 30	at Texas Tech	27	38	1	378	3	37	1
Oct. 14	Baylor							
Oct. 21	at Texas							
Oct. 28	at West Virginia							
Nov. 4	Oklahoma							
Nov. 11	at Iowa State							
Nov. 18	Kansas State							
Nov. 25	Kansas							

## Rudolph's Career Passing Stats

Year	G	Effic	Cmp-Att-Int	Pct	Yds	TD	Lng	Avg/G
2014	3	154.01	49-86-4	57.0	853	6	68	284.3
2015	13	149.05	264-424-9	62.3	3770	21	82	290.0
2016	13	158.94	284-448-4	63.4	4091	28	91	314.7
2017	5	186.22	117-173-4	67.6	1909	16	86	381.8
Career	34	159.03	714-1131-21	63.1	10623	71	91	312.4

## 29 ZACH SINOR

PUNTER | 5-10 | 223 | R-JUNIOR  
CASTROVILLE, TEXAS/MEDINA VALLEY

### Career Highs

Most Punts	10 vs. Baylor, 2015
Most Punts Downed Inside 20	6 vs. TCU, 2015
Longest Punt	65, twice, last vs. Pittsburgh, 9/17/16

### 2017 Season Highs

Most Punts	2, twice, last at South Alabama, 9/8/17
Most Punts Downed Inside 20	1 vs. Tulsa, 8/31/17
Longest Punt	45, twice, last at Pittsburgh, 9/16/17

## Sinor's 2015 Game-by-Game Punting Stats

Date	Opponent	No.	Yds	Avg.	Long	In20	TB
Sept. 3	at Central Michigan	5	234	46.8	65	2	0
Sept. 12	Central Arkansas	5	217	43.4	50	3	0
Sept. 19	UTSA	5	174	34.8	40	1	0
Sept. 26	at Texas	5	194	38.8	44	2	1
Oct. 3	Kansas State	4	150	37.5	40	2	0
Oct. 10	at West Virginia	8	359	44.9	52	3	1
Oct. 24	Kansas	4	142	35.5	42	2	0
Oct. 31	at Texas Tech	5	201	40.2	43	2	1
Nov. 7	TCU	9	379	42.1	53	6	0
Nov. 14	at Iowa State	3	113	37.7	45	1	0
Nov. 21	Baylor	10	390	39.0	46	4	0
Nov. 28	Oklahoma	5	190	38.0	45	0	0
Jan. 1	vs Ole Miss	7	267	38.1	55	3	0

## Sinor's 2016 Game-by-Game Punting Stats

Date	Opponent	No.	Yds	Avg.	Long	In20	TB
Sept. 3	SE Louisiana	3	128	42.7	48	2	0
Sept. 10	Central Michigan	5	190	38.0	46	5	0
Sept. 17	Pittsburgh	6	286	47.7	65	4	0
Sept. 24	at Baylor	2	94	47.0	56	1	0
Oct. 1	Texas	6	276	46.0	53	2	0
Oct. 8	Iowa State	9	364	40.4	57	5	1
Oct. 22	at Kansas	4	168	42.0	53	1	0
Oct. 29	West Virginia	4	179	44.8	59	3	0
Nov. 5	at Kansas State	1	34	34.0	34	1	0
Nov. 12	Texas Tech	3	130	43.3	53	2	0
Nov. 19	at TCU	3	115	38.3	52	3	0
Dec. 3	at Oklahoma	6	240	40.0	58	3	0
Dec. 29	vs. Colorado	4	191	47.8	54	3	0

## Sinor's 2017 Game-by-Game Punting Stats

Date	Opponent	No.	Yds	Avg.	Long	In20	TB
Aug. 31	Tulsa	1	37	37.0	37	1	0
Sept. 8	at South Alabama	2	74	37.0	45	0	0
Sept. 16	at Pittsburgh	1	45	45.0	45	0	0
Sept. 23	TCU	3	145	48.3	57	0	1
Sept. 30	at Texas Tech	1	35	35.0	35	0	0
Oct. 14	Baylor						
Oct. 21	at Texas						
Oct. 28	at West Virginia						
Nov. 4	Oklahoma						
Nov. 11	at Iowa State						
Nov. 18	Kansas State						
Nov. 25	Kansas						

## Sinor's Career Stats

Year	GP	No.	Yards	Avg.	Long	TB	FC	i20	50+	BK
2015	13	75	3010	40.1	65	3	32	31	8	0
2016	13	56	2395	42.8	65	1	21	35	16	2
2017	5	8	336	42.0	57	1	5	1	0	0
Career	30	139	5741	41.3	65	5	58	67	24	2





# SELECT PLAYERS GAME-BY-GAME STATS

## 17 DILLON STONER

RECEIVER | 6-0 | 198 | R-FRESHMAN  
TULSA, OKLA./JENKS

### Career Highs

Receptions	5 at Pittsburgh, 9/16/17
Receiving Yards	100 at Pittsburgh, 9/16/17
Long Reception	54 at Pittsburgh, 9/16/17

### 2017 Season Highs

Receptions	5 at Pittsburgh, 9/16/17
Receiving Yards	100 at Pittsburgh, 9/16/17
Long Reception	54 at Pittsburgh, 9/16/17

### Stoner's 2016 Game-by-Game Receiving Stats

Date	Opponent	No.	Yds.	TD	Long
Sept. 3	SE Louisiana	2	27	0	17
Sept. 10	Central Michigan	0	0	0	0
Sept. 17	Pittsburgh	0	0	0	0
Sept. 24	at Baylor	3	0	0	4
Oct. 1	Texas		DNP		
Oct. 8	Iowa State		DNP		
Oct. 22	at Kansas		DNP		
Oct. 29	West Virginia		DNP		
Nov. 5	at Kansas State		DNP		
Nov. 12	Texas Tech		DNP		
Nov. 19	at TCU		DNP		
Dec. 3	at Oklahoma		DNP		

### Stoner's 2017 Game-by-Game Receiving Stats

Date	Opponent	No.	Yds.	TD	Long
Aug. 31	Tulsa	4	18	0	7
Sept. 8	at South Alabama	2	24	0	13
Sept. 16	at Pittsburgh	5	100	1	54
Sept. 23	TCU	3	39	1	14
Sept. 30	at Texas Tech	1	21	0	21
Oct. 14	Baylor				
Oct. 21	at Texas				
Oct. 28	at West Virginia				
Nov. 4	Oklahoma				
Nov. 11	at Iowa State				
Nov. 18	Kansas State				
Nov. 25	Kansas				

### Stoner's Career Receiving Stats

Year	G	Rec.	Yds.	Avg.	TD	Long	Avg./G
2016(RS)	4	5	27	5.4	0	17	6.8
2017	5	15	202	13.5	2	54	40.4
Career	9	20	229	11.4	2	54	25.4

## 28 JAMES WASHINGTON

RECEIVER | 6-0 | 205 | SENIOR  
STAMFORD, TEXAS/STAMFORD

### Career Highs

Receptions	9, twice, last vs. Colorado, 12/29/16
Receiving Yards	296 vs. Pittsburgh, 9/17/16
Long Reception	91 vs. Pittsburgh, 9/17/16

### 2017 Season Highs

Receptions	6, twice, last vs. TCU, 9/23/17
Receiving Yards	153 vs. TCU 9/23/17
Long Reception	86 vs. TCU, 9/23/17

### Washington's 2014 Game-by-Game Receiving Stats

Date	Opponent	No.	Yds.	TD	Long
Aug. 30	vs. Florida State	1	5	0	5
Sept. 6	Missouri State	0	0	0	0
Sept. 13	UTSA	1	33	1	33
Sept. 25	Texas Tech	3	87	2	39
Oct. 4	Iowa State	2	3	0	3
Oct. 11	at Kansas	2	17	0	9
Oct. 18	at TCU	0	0	0	0
Oct. 25	West Virginia	5	87	0	38
Nov. 1	at Kansas State	3	33	0	17
Nov. 15	Texas	3	19	1	8
Nov. 22	at Baylor	4	114	1	68
Dec. 6	at Oklahoma	2	25	0	21
Jan. 2	vs. Washington	2	33	1	28

### Washington's 2015 Game-by-Game Receiving Stats

Date	Opponent	No.	Yds.	TD	Long
Sept. 3	at Central Michigan	2	19	0	16
Sept. 12	Central Arkansas	3	59	0	40
Sept. 19	UTSA	3	35	0	20
Sept. 26	at Texas	4	42	0	15
Oct. 3	Kansas State	7	100	1	32
Oct. 10	at West Virginia	2	30	0	22
Oct. 24	Kansas	6	103	1	43
Oct. 31	at Texas Tech	4	200	2	73
Nov. 7	TCU	5	184	3	74
Nov. 14	at Iowa State	4	48	0	19
Nov. 21	Baylor	5	88	2	39
Nov. 28	Oklahoma	7	169	1	72
Jan. 1	vs. Ole Miss	1	10	0	9

### Washington's 2016 Game-by-Game Receiving Stats

Date	Opponent	No.	Yds.	TD	Long
Sept. 3	SE Louisiana	5	34	0	12
Sept. 10	Central Michigan	5	69	1	32
Sept. 17	Pittsburgh	9	296	2	91
Sept. 24	at Baylor	6	89	0	32
Oct. 1	Texas	3	91	1	54
Oct. 8	Iowa State	8	152	2	42
Oct. 22	at Kansas	1	9	0	9
Oct. 29	West Virginia	6	117	0	33
Nov. 5	at Kansas State	7	117	2	82
Nov. 12	Texas Tech	6	158	1	82
Nov. 19	at TCU	4	27	0	11
Dec. 3	at Oklahoma	2	50	0	44
Dec. 29	vs. Colorado	9	171	1	46

### Washington's 2017 Game-by-Game Receiving Stats

Date	Opponent	No.	Yds.	TD	Long
Aug. 31	Tulsa	6	145	2	77
Sept. 8	at South Alabama	2	98	1	66
Sept. 16	at Pittsburgh	5	124	0	39
Sept. 23	TCU	6	153	1	86
Sept. 30	at Texas Tech	9	127	1	30
Oct. 14	Baylor				
Oct. 21	at Texas				
Oct. 28	at West Virginia				
Nov. 4	Oklahoma				
Nov. 11	at Iowa State				
Nov. 18	Kansas State				
Nov. 25	Kansas				

### Washington's Career Receiving Stats

Year	G	Rec.	Yds.	Avg.	TD	Long	Avg./G
2014	13	28	456	16.3	6	68	35.1
2015	13	53	1087	20.5	10	74	83.6
2016	13	71	1380	19.4	10	91	106.2
2017	5	28	647	23.1	5	86	129.4
Career	44	180	3570	19.8	31	91	81.1

## 22 JA'RON WILSON

RUNNING BACK | 5-10 | 225 | R-FRESHMAN  
EULESS, TEXAS/TRINITY

### Career Highs

Rushes	5 vs. Tulsa, 8/31/17
Rushing Yards	8 vs. Tulsa, 8/31/17
Long Rush	5 vs. Tulsa, 8/31/17

### 2017 Season Highs

Rushes	5 vs. Tulsa, 8/31/17
Rushing Yards	8 vs. Tulsa, 8/31/17
Long Rush	5 vs. Tulsa, 8/31/17

### Wilson's 2017 Game-by-Game Rushing Stats

Date	Opponent	No.	Gain	Loss	Net	TD	Long	Avg.
Aug. 31	Tulsa	5	10	2	8	0	5	1.6
Sept. 8	at South Alabama				DNP			
Sept. 16	at Pittsburgh				DNP			
Sept. 23	TCU				DNP			
Sept. 30	at Texas Tech				DNP			
Oct. 14	Baylor							
Oct. 21	at Texas							
Oct. 28	at West Virginia							
Nov. 4	Oklahoma							
Nov. 11	at Iowa State							
Nov. 18	Kansas State							
Nov. 25	Kansas							

### Wilson's 2017 Game-by-Game Receiving Stats

Date	Opponent	No.	Yds.	TD	Long
Aug. 31	Tulsa	0	0	0	0
Sept. 8	at South Alabama				DNP
Sept. 16	at Pittsburgh				DNP
Sept. 23	TCU				DNP
Sept. 30	at Texas Tech				DNP
Oct. 14	Baylor				
Oct. 21	at Texas				
Oct. 28	at West Virginia				
Nov. 4	Oklahoma				
Nov. 11	at Iowa State				
Nov. 18	Kansas State				
Nov. 25	Kansas				

### Wilson's Career Rushing Stats

Year	G	Att.	Gain	Loss	Net	Avg.	TD	Long	Avg./G
2017	1	5	10	2	8	1.6	0	5	8.0
Career	1	5	10	2	8	1.6	0	5	8.0

### Wilson's Career Receiving Stats

Year	G	Rec.	Yds.	Avg.	TD	Long	Avg./G
2017	0	0	0	0.0	0	0	0.0
Career	0	0	0	0.0	0	0	0.0



# CAREER HIGHS FOR OTHERS (SORTED BY LAST NAME)

## Offense

### 14 TAYLOR CORNELIUS - QB

Completions	6 vs. Southeastern Louisiana, 2016
Attempts	8 vs. Southeastern Louisiana, 2016
Yards	75 at Pittsburgh, 2017
Passing TD	No career passing TD
Long Pass	39 at Pittsburgh, 2017

### 11 KEONDRE WUDTEE - QB

Completions	1 at South Alabama, 2017
Attempts	3 at South Alabama, 2017
Yards	7 at South Alabama, 2017
Passing TD	No career passing TD
Long Pass	7 at South Alabama, 2017
Rushes	3 at South Alabama, 2017
Rushing Yards	29 at South Alabama, 2017

## Defense

### 9 GYASI AKEM - LB

Tackles	6, twice, last vs. TCU, 2017
Sacks	0.5 vs. TCU, 2017
TFL	1.0, twice, last vs. Pittsburgh, 2016

### 48 DAWSON BASSETT - LB

Tackles	1, twice, last vs. UTSA, 2015
Sacks	No career sacks
Tackles for Loss	No career tackles for loss
Fumble Recoveries	1 vs. UTSA, 2015

### 94 JORDAN BRAILFORD - DE

Tackles	5 at Texas Tech, 2015
Sacks	1.0 three times, last at Pittsburgh, 2017
TFL	1.5 twice, last at South Alabama, 2017

### 1 CALVIN BUNDAGE - LB

Tackles	4 at TCU, 2016
TFL	1.0 at TCU, 2016
Sacks	0.5 vs. TCU, 2017

### 99 TREY CARTER - DT

Tackles	3 at South Alabama, 2017
TFL	1.5 vs. Colorado, 2016
Sacks	1.0 vs. Colorado, 2016

### 2 DARIUS CURRY - CB

Tackles	4, at Central Michigan, 2015
TFL	1.0 vs. Kansas, 2015
Sacks	No career sacks

### 79 DARRION DANIELS - DT

Tackles	8 vs. TCU, 2017
TFL	1.0, five times, last vs. TCU, 2017
Sacks	0.5, at Central Michigan, 2015

### 3 KENNETH EDISON-MCGRUDER - LB

Tackles	7 vs. UTSA, 2015
TFL	0.5 vs. Texas Tech, 2016
Sacks	1.0 vs. Tulsa, 2017
Pass Break Ups	1, twice, last at Texas Tech, 2017

### 31 TRE FLOWERS - S

Tackles	13, at West Virginia, 2015
TFL	1.0, seven times, last at Oklahoma, 2016
Pass Break Ups	3 at Texas Tech, 2017
Interceptions	1, four times, last vs. TCU, 2017

### 4 A.J. GREEN - CB

Tackles	6 vs. TCU, 2017
TFL	1.5 vs. TCU, 2017
Pass Break Ups	1 vs. Texas Tech, 2017
Interceptions	No career interceptions

### 33 KEVIN HENRY - LB

Tackles	6 vs. Tulsa, 2017
TFL	1.0 vs. Tulsa, 2017
Sacks	No career sacks

### 70 BEN HUGHES - DT

Tackles	1 vs. Kansas, 2015
TFL	No career tackles for loss

### 95 VILI LEVENI - DE

Tackles	4, twice, last at Baylor, 2016
Tackles For Loss	2.0 vs. Pittsburgh, 2016
Sacks	1.0, twice, last vs. TCU, 2017

### 5 JEREL MORROW - S

Tackles	4, three times, last vs. Texas, 2016
TFL	1.0, twice, last vs. Tulsa, 2017
Pass Break Ups	1, five times, last vs. West Virginia, 2016

### 91 DEQUINTON OSBORNE - DT

Tackles	6 vs. TCU, 2017
Tackles For Loss	2.5 vs. Iowa State, 2016
Sacks	2.5 vs. Iowa State, 2016

### 93 JARRELL OWENS - DE

Tackles	5 at Oklahoma, 2016
TFL	2.0 at South Alabama, 2017
Sacks	1.0, 5 times, last vs. Central Michigan, 2016

### 19 JUSTIN PHILLIPS - LB

Tackles	14 vs. Texas Tech, 2016
Sacks	1.0, three times, last vs. TCU, 2017
TFL	1.0, twice, last vs. Texas Tech, 2016

### 7 RAMON RICHARDS - S

Tackles	9 at Texas Tech, 2017
Pass Break Ups	2, three times, last at S. Alabama, 2017
Interceptions	1, 8 times, last vs. West Virginia, 2016

### 56 ENOCH SMITH, JR. - LB

Tackles	4 vs. Tulsa, 2017
Sacks	1.0 at South Alabama, 2017
TFL	1.0, twice, last at South Alabama, 2017

### 12 KIRK TUCKER - LB

Tackles	5, twice, last at South Alabama, 2017
Sacks	1.0 at South Alabama, 2017
TFL	1.0, twice, last at South Alabama, 2017
Forced Fumbles	1 vs. UTSA, 2015

### 45 CHAD WHITENER - LB

Tackles	19 vs. Baylor, 2015
Tackles for Loss	3.0 vs. Kansas State, 2015
Sacks	2.0 vs. Kansas State, 2015
Interceptions	2 vs. TCU, 2015

### 8 RODARIUS WILLIAMS - CB

Tackles	7 vs. TCU, 2017
Pass Break Ups	1 vs. TCU, 2017
Interceptions	No career interceptions

### 82 COLE WALTERSCHEID

Tackles	7 at Oklahoma, 2016
TFL	4.0 vs. Pittsburgh, 2016
Forced Fumbles	2.0 vs. Pittsburgh, 2016



# STARTING LINEUPS/PLAYER CAREER STARTS

## GAME-BY-GAME STARTING LINEUPS

### STARTING LINEUPS - OFFENSE

		LT	LG	C	RG	RT	WR	WR	WR/CW	WR/CW	RB	QB
8/31	Tulsa	Cochran	Keyes	Lundblade	L.Williams	Crabtree	Washington	McCleskey	Lacy	Abbott	Hill	Rudolph
9/8	at South Alabama	Cochran	Keyes	Lundblade	L.Williams	Crabtree	Washington	McCleskey	Lacy	Abbott	Hill	Rudolph
9/16	at Pittsburgh	Cochran	Keyes	Lundblade	L.Williams	Crabtree	Washington	Lacy	Finefeuiaki	Abbott	Hill	Rudolph
9/23	TCU	Cochran	Keyes	Lundblade	Wilson	Jenkins	Washington	McCleskey	Ateman	Abbott	Hill	Rudolph
9/30	at Texas Tech	Cochran	Keyes	Lundblade	Wilson	Crabtree	Washington	McCleskey	Ateman	Abbott	Hill	Rudolph
10/14	Baylor											
10/21	at Texas											
10/28	at West Virginia											
11/4	Oklahoma											
11/11	at Iowa State											
11/18	Kansas State											
11/25	Kansas											

### STARTING LINEUPS - DEFENSE

		DE	DT	DT/S/LB	DE	SLB	MLB	WLB	CB	SS	FS	CB
8/31	Tulsa	Leveni	Osborne	Daniels	Walterscheid	Edison-McGruder	Whitener	Phillips	R.Williams	R.Richards	Flowers	A.Green
9/8	at South Alabama	Leveni	Osborne	Mwaniki	Daniels	Bundage	Whitener	Phillips	R.Williams	R.Richards	Flowers	A.Green
9/16	at Pittsburgh	Leveni	Osborne	Daniels	Walterscheid	Tucker	Whitener	Phillips	R.Williams	R.Richards	Flowers	A.Green
9/23	TCU	Leveni	Osborne	Edison-McGruder	Daniels	Bundage	Whitener	Phillips	R.Williams	R.Richards	Flowers	A.Green
9/30	at Texas Tech	Leveni	Osborne	Daniels	Brailford	Edison-McGruder	Whitener	Phillips	R.Williams	R.Richards	Flowers	A.Green
10/14	Baylor											
10/21	at Texas											
10/28	at West Virginia											
11/4	Oklahoma											
11/11	at Iowa State											
11/18	Kansas State											
11/25	Kansas											

## CAREER CONSECUTIVE AND TOTAL STARTS

Player, Pos.	Yr.	Consecutive	Total	-----Starts by Year-----				Player, Pos.	Yr.	Consecutive	Total	-----Starts by Year-----			
		Starts	Starts	2017	2016	2015	2014			Starts	Starts	2017	2016	2015	2014
Brad Lundblade, OL	Sr.	31	32	5	13	13	1	Cole Walterscheid, DE	Jr.	0	14	2	13	0	0
Mason Rudolph, QB	Sr.	19	33	5	13	12	3	Jarrell Owens, DE	Jr.	0	12	0	12	0	0
Ramon Richards, CB	Sr.	18	28	5	13	1	9	Larry Williams, OL	Sr.	0	8	3	5	0	0
Marcus Keyes, OL	So.	18	18	5	13	0	0	Chris Lacy, WR	Sr.	0	5	3	1	0	0
Aaron Cochran, OL	Sr.	15	21	5	10(at Cal)	6(at Cal)	0(at Cal)	Calvin Bundage, LB	So.	0	2	2	0	0	0
Justice Hill, RB	So.	15	15	5	10	0	0	Tevin Jenkins, OL	R-Fr.	0	1	1	0	0	0
James Washington, WR	Sr.	12	35	5	12	13	5	Sione Finefeuiaki, CW	Jr.	0	1	1	0	0	0
Tre Flowers, S	Sr.	8	36	5	12	13	6	Thabo Mwaniki, S	Fr.	0	1	1	0	0	0
Chad Whitener, LB	Sr.	8	25	5	12	8	0	Jerel Morrow, S	Sr.	0	1	0	0	0	1
Marcell Ateman, WR	Sr.	5	24	5	0	12	7	Keenen Brown, CW	Jr.	0	1	0	1	0	0
Justin Phillips, LB	Jr.	5	7	5	2	0	0	Kirk Tucker, LB	Sr.	0	1	0	1	0	0
Vili Leveni, DE	Sr.	5	6	5	1	0	0								
Britton Abbott, CW	Jr.	5	5	5	0	0	0								
A.J. Green, CB	So.	5	5	5	0	0	0								
DeQuinton Osborne, DT	Sr.	5	5	5	0	0	0								
Darrion Daniels, DT	Jr.	5	5	5	0	0	0								
Rodarius Williams, CB	Fr.	5	5	5	0	0	0								
Jalen McCleskey, WR	Jr.	2	15	4	10	1	0								
Johnny Wilson, OL	So.	2	2	2	0	0	0								
Zachary Crabtree, OL	Sr.	1	38	4	13	13	8								
Kenneth Edison-McGruder, LB	Jr.	1	7	3	4	0	0								
Jordan Brailford, DE	Jr.	1	1	1	0	0	0								

## GAME-BY-GAME CAPTAINS

8/31	Tulsa	Rudolph	Washington	Flowers	Tucker
9/8	at South Alabama	L.Williams	Morrow	Osborne	Cook
9/16	at Pittsburgh	Cochran	McCleskey	Tucker	Morrow
9/23	TCU	Ateman	Leveni	Brailford	Abbott
9/30	at Texas Tech	Lundblade	Washington	R.Richards	Wolf
10/14	Baylor	-	-	-	-
10/21	at Texas	-	-	-	-
10/28	at West Virginia	-	-	-	-
11/4	Oklahoma	-	-	-	-
11/11	at Iowa State	-	-	-	-
11/18	Kansas State	-	-	-	-
11/25	Kansas	-	-	-	-



# EXPLOSIVE PLAYS & SCORING SUMMARY

## PASSING PLAYS - 20 YARDS OR LONGER (32)

Yds	Connection	Opponent	Result of Pass	Result of Drive
86	Rudolph to Washington	TCU	Touchdown	Touchdown
77	Rudolph to Washington	Tulsa	Touchdown	Touchdown
69	Rudolph to Ateman	Pittsburgh	Touchdown	Touchdown
66	Rudolph to Washington	South Alabama	Touchdown	Touchdown
54	Rudolph to Stoner	Pittsburgh	Touchdown	Touchdown
49	Rudolph to Ateman	Tulsa	1st and Goal at TU 3	Touchdown
48	Rudolph to McCleskey	Pittsburgh	Touchdown	Touchdown
44	Rudolph to Johnson	Tulsa	Touchdown	Touchdown
40	Rudolph to Washington	Tulsa	Touchdown	Touchdown
40	Rudolph to McCleskey	Pittsburgh	Touchdown	Touchdown
39	Rudolph to Washington	Pittsburgh	1st and 10 at OSU 40	Interception
39	Cornelius to Wallace	Pittsburgh	1st and 10 at PITT 18	Field Goal
37	Rudolph to K.Brown	Texas Tech	1st and 10 at TTU 33	Interception
34	Rudolph to McCleskey	TCU	1st and Goal at TCU 3	Touchdown
31	Rudolph to Washington	Pittsburgh	1st and 10 at PITT 16	Touchdown
30	Rudolph to Washington	South Alabama	1st and Goal at USA 4	Touchdown
30	Rudolph to Washington	Texas Tech	1st and 10 at TTU 19	Touchdown
30	Rudolph to Ateman	Texas Tech	1st and 10 at OSU 42	Touchdown
29	Rudolph to Ateman	TCU	1st and 10 at TCU 23	Interception
27	Rudolph to McCleskey	Pittsburgh	1st and 10 at PITT 21	Touchdown
27	Rudolph to Ateman	TCU	1st and 10 at TCU 28	Touchdown
26	Rudolph to McCleskey	Pittsburgh	1st and 10 at PITT 33	Touchdown
26	Cornelius to Abbott	Pittsburgh	1st and 10 at PITT 37	End of Game
26	Rudolph to Ateman	Texas Tech	1st and 10 at TTU 48	Touchdown
24	Rudolph to Washington	Pittsburgh	1st and 10 at PITT 25	Interception
23	Rudolph to Washington	Pittsburgh	1st and 10 at 50	Touchdown
21	Rudolph to Ateman	Pittsburgh	1st and 10 at PITT 48	Touchdown
21	Rudolph to McCleskey	TCU	1st and 10 at OSU 46	Punt
21	Rudolph to McCleskey	Texas Tech	1st and 10 at TTU 42	Touchdown
21	Rudolph to Stoner	Texas Tech	1st and 10 at TTU 19	Missed Field Goal
20	Rudolph to Ateman	South Alabama	Touchdown	Touchdown
20	Rudolph to Washington	Texas Tech	1st and 10 at TTU 36	Missed Field Goal

## RUNNING PLAYS - 20 YARDS OR LONGER (8)

Yds	Rusher	Opponent	Result of Rush	Result of Drive
73	LD Brown	Tulsa	1st and Goal at TU 3	Missed Field Goal
71	J.D. King	Tulsa	Touchdown	Touchdown
32	Justice Hill	Tulsa	1st and 10 at TU 35	Field Goal
31	J.D. King	South Alabama	1st and 10 at OSU 46	Punt
24	Justice Hill	Texas Tech	1st and 10 at TTU 25	Touchdown
22	Justice Hill	Texas Tech	1st and 10 at TTU 24	Touchdown
21	Justice Hill	Texas Tech	1st and 10 at TTU 31	Field Goal
20	Justice Hill	Pittsburgh	Touchdown	Touchdown

## KICK RETURNS - 30 YARDS OR LONGER (0)

Yds	Returner	Opponent	Result of Return	Result of Drive
31	Tyron Johnson	Texas Tech	1st and 10 at OSU 34	Missed Field Goal

## PUNT RETURNS - 20 YARDS OR LONGER (0)

Yds	Returner	Opponent	Result of Return	Result of Drive
-				

## INTERCEPTION/FUMBLE RETURNS - 20 YARDS OR LONGER (2)

Yds	Returner	Opponent	Result of Return	Result of Drive
82	Kenneth Edison-McGruder	Tulsa	Touchdown	Touchdown
25	Justin Phillips	South Alabama	Touchdown	Touchdown

## SEPT. 3 VS. TULSA

	QTR.	TIME	PLAYS	YDS.	ELAPSED
Tyron Johnson, 44 yd pass from Rudolph	1	12:59	8	74	2:01
James Washington, 40 yd pass from Rudolph	1	6:35	6	81	2:13
Justice Hill, 3 yd run	1	4:08	2	52	0:17
J.D. King, 71 yd run	2	10:06	2	75	0:32
Matt Ammendola, 24 yd field goal	2	3:29	9	60	2:49
James Washington, 77 yd pass from Rudolph	2	2:04	1	77	0:10
Mason Rudolph, 1 yd run	3	6:37	14	80	5:29
Kenneth Edison-McGruder, 82 yd fumble return	3	2:14	0	0	0:00
LD Brown, 15 yd run	4	7:55	2	20	0:34

## SEPT. 8 AT SOUTH ALABAMA

	QTR.	TIME	PLAYS	YDS.	ELAPSED
Matt Ammendola, 31 yd field goal	1	7:32	12	57	3:58
James Washington, 66 yd pass from Rudolph	1	5:31	2	68	0:29
Marcell Ateman, 4 yd pass from Rudolph	1	1:36	7	73	2:23
Matt Ammendola, 53 yd field goal	2	0:11	8	44	1:06
Marcell Ateman, 20 yd pass from Rudolph	3	11:16	4	43	0:58
Mason Rudolph, 10 yd run	3	7:44	6	63	1:54
Justin Phillips, 25 yd interception return	3	4:12	0	0	0:00
Matt Ammendola, 48 yd field goal	4	10:55	12	39	6:29

## SEPT. 16 AT PITTSBURGH

	QTR.	TIME	PLAYS	YDS.	ELAPSED
Justice Hill, 20 yd run	1	13:00	7	75	2:00
Dillon Stoner, 54 yd pass from Rudolph	1	7:46	10	96	3:16
Marcell Ateman, 69 yd pass from Rudolph	1	3:33	6	80	1:32
Jalen McCleskey, 8 yd pass from Rudolph	2	13:41	6	54	1:14
Jalen McCleskey, 40 yd pass from Rudolph	2	11:22	3	65	0:39
Justice Hill, 15 yd run	2	6:15	8	82	3:10
Jalen McCleskey, 48 yd pass from Rudolph	2	3:40	5	79	1:49
Justin Phillips, 10 yd interception return	3	9:54	0	0	0:00
Matt Ammendola, 25 yd field goal	4	10:08	10	57	5:00

## SEPT. 23 VS. TCU

	QTR.	TIME	PLAYS	YDS.	ELAPSED
James Washington, 86 yd pass from Rudolph	1	2:15	2	90	0:30
Matt Ammendola, 29 yd field goal	2	4:46	11	63	2:29
Dillon Stoner, 14 yd pass from Rudolph	3	8:37	10	78	3:22
Mason Rudolph, 1 yd run	4	9:44	10	79	2:19
Justice Hill, 1 yd run	4	3:03	5	47	1:24

## SEPT. 30 AT TEXAS TECH

	QTR.	TIME	PLAYS	YDS.	ELAPSED
James Washington, 14 yd pass from Rudolph	1	11:15	7	68	1:53
Justice Hill, 5 yd pass from Rudolph	2	9:41	11	75	4:33
Jalen McCleskey, 4 yd pass from Rudolph	2	3:49	10	88	3:13
Mason Rudolph, 8 yd run	3	12:50	8	65	2:10
Matt Ammendola, 22 yd field goal	3	9:40	4	4	1:32
Matt Ammendola, 27 yd field goal	3	2:55	8	65	3:23
Mason Rudolph, 16 yd run	4	1:12	6	79	2:09

## OCT. 14 VS. BAYLOR

	QTR.	TIME	PLAYS	YDS.	ELAPSED
--	------	------	-------	------	---------

## OCT. 21 AT TEXAS

	QTR.	TIME	PLAYS	YDS.	ELAPSED
--	------	------	-------	------	---------

## OCT. 28 AT WEST VIRGINIA

	QTR.	TIME	PLAYS	YDS.	ELAPSED
--	------	------	-------	------	---------

## NOV. 4 VS. OKLAHOMA

	QTR.	TIME	PLAYS	YDS.	ELAPSED
--	------	------	-------	------	---------

## NOV. 11 AT IOWA STATE

	QTR.	TIME	PLAYS	YDS.	ELAPSED
--	------	------	-------	------	---------

## NOV. 18 VS. KANSAS STATE

	QTR.	TIME	PLAYS	YDS.	ELAPSED
--	------	------	-------	------	---------

## NOV. 25 VS. KANSAS

	QTR.	TIME	PLAYS	YDS.	ELAPSED
--	------	------	-------	------	---------





# SCORING DRIVE SUPERLATIVES

## SCORING DRIVE SUPERLATIVES

### LONGEST TOUCHDOWN PLAYS (20+)

86	Rudolph pass to James Washington vs. TCU
77	Rudolph pass to James Washington vs. Tulsa
71	J.D. King run vs. Tulsa
69	Rudolph pass to Marcell Ateman at Pittsburgh
66	Rudolph pass to James Washington at S. Alabama
54	Rudolph pass to Dillon Stoner at Pittsburgh
48	Rudolph pass to Jalen McCleskey at Pittsburgh
44	Rudolph pass to Tyron Johnson vs. Tulsa
40	Rudolph pass to James Washington vs. Tulsa
40	Rudolph pass to Jalen McCleskey at Pittsburgh
20	Rudolph pass to Marcell Ateman at S. Alabama
20	Justice Hill run at Pittsburgh

### FEWEST PLAYS

1	play, 77 yards (TD)	vs. Tulsa
2	plays, 20 yards (TD)	vs. Tulsa
2	plays, 52 yards (TD)	vs. Tulsa
2	plays, 68 yards (TD)	at South Alabama
2	plays, 75 yards (TD)	vs. Tulsa
2	plays, 90 yards (TD)	vs. TCU
3	plays, 65 yards (TD)	at Pittsburgh
4	plays, 4 yards (FG)	at Texas Tech
4	plays, 43 yards (TD)	at South Alabama
5	plays, 47 yards (TD)	vs. TCU
5	plays, 79 yards (TD)	at Pittsburgh
6	plays, 54 yards (TD)	at Pittsburgh
6	plays, 63 yards (TD)	at South Alabama
6	plays, 79 yards (TD)	at Texas Tech
6	plays, 80 yards (TD)	at Pittsburgh
6	plays, 81 yards (TD)	vs. Tulsa
7	plays, 68 yards (TD)	at Texas Tech
7	plays, 73 yards (TD)	at South Alabama
7	plays, 75 yards (TD)	at Pittsburgh

### MOST PLAYS

14	plays, 80 yards (TD)	vs. Tulsa
12	plays, 57 ards (FG)	at South Alabama
12	plays, 39 yards (FG)	at South Alabama
11	plays, 75 yards (TD)	at Texas Tech
11	plays, 63 yards (FG)	vs. TCU
10	plays, 96 yards (TD)	at Pittsburgh
10	plays, 88 yards (TD)	at Texas Tech
10	plays, 79 yards (TD)	vs. TCU
10	plays, 78 yards (TD)	vs. TCU
10	plays, 57 yards (FG)	at Pittsburgh
9	plays, 60 yards (FG)	vs. Tulsa
8	plays, 82 yard (TD)	at Pittsburgh
8	plays, 75 yards (TD)	at Texas Tech
8	plays, 74 yards (TD)	vs. Tulsa
8	plays, 65 yards (FG)	at Texas Tech
8	plays, 44 yards (FG)	at South Alabama

### MOST YARDS COVERED (80+)

96	yds (TD)	at Pittsburgh
90	yds (TD)	vs. TCU
88	yds (TD)	at Texas Tech
82	yds (TD)	at Pittsburgh
81	yds (TD)	vs. Tulsa
80	yds (TD)	vs. Tulsa
80	yds (TD)	at Pittsburgh

### LEAST TIME ELAPSED

0:10	- 1 play, 77 yards (TD)	vs. Tulsa
0:17	- 2 plays, 52 yards (TD)	vs. Tulsa
0:29	- 2 plays, 68 yards (TD)	at South Alabama
0:30	- 2 plays, 90 yards (TD)	vs. TCU
0:32	- 2 plays, 75 yards (TD)	vs. Tulsa
0:34	- 2 plays, 20 yards (TD)	vs. Tulsa
0:39	- 3 plays, 65 yards (TD)	at Pittsburgh
0:58	- 4 plays, 43 yards (TD)	at South Alabama
1:06	- 8 plays, 44 yards (FG)	at South Alabama
1:14	- 6 plays, 54 yards (TD)	at Pittsburgh
1:24	- 5 plays, 47 yards (TD)	vs. TCU
1:32	- 6 plays, 80 yards (TD)	at Pittsburgh
1:32	- 4 plays, 4 yards (FG)	at Texas Tech
1:49	- 5 plays, 79 yards (TD)	at Pittsburgh
1:53	- 7 plays, 68 yards (TD)	at Texas Tech
1:54	- 6 plays, 63 yards (TD)	at South Alabama
2:00	- 7 plays, 75 yards (TD)	at Pittsburgh
2:01	- 8 plays, 74 yards (TD)	vs. Tulsa
2:09	- 6 plays, 79 yards (TD)	at Texas Tech
2:10	- 8 plays, 75 yards (TD)	at Texas Tech
2:13	- 6 plays, 81 yards (TD)	vs. Tulsa
2:19	- 10 plays, 79 yards	vs. TCU
2:23	- 7 plays, 73 yards (TD)	at South Alabama
2:29	- 11 plays, 63 yards (FG)	vs. TCU
2:49	- 9 plays, 60 yards (FG)	vs. Tulsa

### MOST TIME ELAPSED

6:29	- 12 plays, 39 yards (FG)	at South Alabama
5:29	- 14 plays, 80 yards (TD)	vs. Tulsa
5:00	- 10 plays, 57 yards (FG)	at Pittsburgh
4:33	- 11 plays, 75 yards (TD)	at Texas Tech
3:58	- 12 plays, 57 yards (FG)	at South Alabama
3:23	- 8 plays, 65 yards (FG)	at Texas Tech
3:22	- 10 plays, 78 yards (TD)	vs. TCU
3:16	- 10 plays, 96 yards (TD)	at Pittsburgh
3:13	- 10 plays, 88 yards (TD)	at Texas Tech
3:10	- 8 plays, 82 yards (TD)	at Pittsburgh

### SCORING DRIVE ANALYSIS

	Oklahoma State		Opponent	
	TD	FG	TD	FG
Negative Yards	0	0	0	0
0-9 yards	0	1	0	0
10-19 yards	0	0	0	1
20-29 yards	1	0	0	0
30-39 yards	0	1	0	0
40-49 yards	2	1	2	0
50-59 yards	2	2	1	1
60-69 yards	4	3	1	4
70-79 yards	11	0	5	0
80-89 yards	5	0	4	0
90-99 yards	2	0	0	0

### GAME-OPENING DRIVES

	----- Oklahoma State -----				----- Opponent -----			
	Plays	Yards	TOP	Result	Plays	Yards	TOP	Result
Tulsa	8	74	2:01	TD	9	24	4:11	Punt
South Alabama	3	3	1:09	Punt	3	-1	2:21	Punt
Pittsburgh	7	75	2:00	TD	3	8	1:58	Punt
TCU	6	13	2:21	Punt	12	64	4:14	FG
Texas Tech	7	68	1:53	TD	3	8	1:52	Punt
Baylor								
Texas								
West Virginia								
Oklahoma								
Iowa State								
Kansas State								
Kansas								

### SECOND HALF-OPENING DRIVES

	----- Oklahoma State -----				----- Opponent -----			
	Plays	Yards	TOP	Result	Plays	Yards	TOP	Result
Tulsa	14	80	5:29	TD	9	29	2:54	Punt
South Alabama	4	43	0:58	TD	3	20	2:46	Fumble
Pittsburgh	4	74	1:14	INT	7	35	3:09	Punt
TCU	5	18	1:07	INT	6	42	1:54	TD
Texas Tech	8	75	2:10	TD	3	-6	1:38	Punt
Baylor								
Texas								
West Virginia								
Oklahoma								
Iowa State								
Kansas State								
Kansas								



# OSU IN THE BIG 12 AND NCAA STATISTICAL RANKINGS

## TEAM STATS

Category	Actual	Big 12 Rank	NCAA Rank
Scoring Offense	46.8	1	2
Scoring Defense	26	5	64
Total Offense	583.4	2	2
Total Defense	369.6	5	54
Rushing Offense	184.2	5	49
Rushing Defense	136	6	51
Passing Offense	399.2	1	2
Passing Yards Allowed	233.6	4	81
Team Passing Efficiency	180.69	2	3
Team Passing Efficiency Defense	117.22	2	39
Passing Yards per Completion	16.36	3	6
Kickoff Returns	20.25	6	76
Kickoff Return Defense	17.57	3	23
Punt Returns	4.67	7	89
Punt Return Defense	-3	1	2
Passes Intercepted	5	5	47
Passes Had Intercepted	5	6	75
Net Punting	40.22	5	32
Team Sacks	2	6	66
Team Tackles for Loss	7.4	1	23
Sacks Allowed	1.6	5	46
First Downs Offense	139	2	15
First Downs Defense	112	6	70
3rd Down Conversion Pct	0.547	2	2
3rd Down Conversion Pct Defense	0.463	9	112
4th Down Conversion Pct	0.6	4	49
4th Down Conversion Pct Defense	0.5	3	53
Fewest Penalty Yards Per Game	52.2	3	55
Time of Possession	26:41	9	113
Turnover Margin	-0.2	7	80
Turnovers Gained	8	6	67
Fumbles Recovered	3	5	65
Defensive TDs	3	2	4
Blocked Kicks	1	1	29
Red Zone Offense	0.828	7	74
Red Zone Defense	0.8	4	48
Field Goal Pct	.667	6	NR
PAT Pct	1.000	1	NR

NR: NCAA does not track national rankings in this category.

## INDIVIDUAL STATS

<b>2 MASON RUDOLPH - QB</b>	Actual	Big 12 Rank	NCAA Rank
Points Responsible For	126	1	1
Points Responsible For Per Game	25.2	1	1
Passing Yards Per Game	381.8	1	2
Total Offense	393.8	1	3
Passing TDs	16	1	3
Passing Efficiency	186.2	2	3
Yards per Pass Attempt	11.03	2	3
Passing Yards per Completion	16.32	3	4
Passing Yards	1,909	1	5
Completions Per Game	23.4	4	15
Completion Percentage	0.676	4	17
Rushing TDs	5	4	42
Total Touchdowns	5	6	62

<b>28 JAMES WASHINGTON - WR</b>	Actual	Big 12 Rank	NCAA Rank
Receiving Yards Per Game	129.4	1	2
Receiving Yards	647	1	4
Yards per Reception	23.11	3	9
Receiving TDs	5	3	12
All Purpose	129.2	2	29
Receptions Per Game	5.6	4	41
Total Touchdowns	5	6	62

<b>1 JALEN MCCLESKEY - WR</b>	Actual	Big 12 Rank	NCAA Rank
Receiving TDs	4	6	36
Receiving Yards Per Game	61.2	16	100

<b>3 MARCELL ATEMAN - WR</b>	Actual	Big 12 Rank	NCAA Rank
Receiving Yards Per Game	89.8	8	30
Receiving Yards	449	7	36
Yards per Reception	17.96	12	43
Receptions Per Game	5	7	60
Receiving TDs	3	9	64

<b>13 TYRON JOHNSON - WR</b>	Actual	Big 12 Rank	NCAA Rank
Kickoff Returns	20.9	6	71
Combined Kick Returns	146	7	-

<b>5 JUSTICE HILL - RB</b>	Actual	Big 12 Rank	NCAA Rank
Rushing Yards Per Game	103.2	2	23
Rushing Yards	516	2	26
All Purpose	121.6	5	43
Rush Yards Per Carry	5.61	6	61
Total Touchdowns	5	6	62
Rushing TDs	4	6	73

<b>31 TRE FLOWERS - S</b>	Actual	Big 12 Rank	NCAA Rank
Passes Defended	1.4	2	25
Total Interceptions	2	2	32
Interceptions Per Game	0.4	3	39

<b>5 JEREL MORROW - S</b>	Actual	Big 12 Rank	NCAA Rank
Fumbles Recovered	1	3	35

<b>19 JUSTIN PHILLIPS - LB</b>	Actual	Big 12 Rank	NCAA Rank
Total Interceptions	2	2	32
Interceptions Per Game	0.4	3	39

<b>3 K. EDISON-MCGRUDER - LB</b>	Actual	Big 12 Rank	NCAA Rank
Fumbles Recovered	1	3	35

<b>91 DEQUINTON OSBORNE - DT</b>	Actual	Big 12 Rank	NCAA Rank
Fumbles Recovered	1	3	35
Sacks	0.6	5	63

<b>82 COLE WALTERSCHEID - DE</b>	Actual	Big 12 Rank	NCAA Rank
Forced Fumbles	0.4	1	12

<b>49 MATT AMMENDOLA - K</b>	Actual	Big 12 Rank	NCAA Rank
Scoring	10.8	1	9
Total Points Scored	54	1	17
Field Goals Per Game	1.6	2	25
Field Goal Percentage	0.667	6	72
Points Responsible For Per Game	10.8	8	75
Points Responsible For	54	8	84



# OKLAHOMA STATE STATISTICS

RECORD:	OVERALL	HOME	AWAY	NEUTRAL
ALL GAMES	4-1-0	1-1-0	3-0-0	0-0-0
CONFERENCE	1-1-0	0-1-0	1-0-0	0-0-0
NON-CONFERENCE	3-0-0	1-0-0	3-0-0	0-0-0

## RESULTS

DATE	OPPONENT	W/L	SCORE	ATTEND
Aug. 31, 2017	TULSA	W	59-24	56790
Sept. 8, 2017	at South Alabama	W	44-7	26487
Sept. 16, 2017	at Pittsburgh	W	59-21	38952
* Sept. 23, 2017	TCU	L	44-31	56790
* Sept. 30, 2017	at Texas Tech	W	41-34	60901
* Oct. 14, 2017	BAYLOR			
* Oct. 21, 2017	at Texas			
* Oct. 28, 2017	at West Virginia			
* Nov. 4, 2017	OKLAHOMA			
* Nov. 11, 2017	at Iowa State			
* Nov. 18, 2017	KANSAS STATE			
* Nov. 25, 2017	KANSAS			

\*Big 12 Game

## TEAM STATISTICS

	OSU	OPP
SCORING	234	130
Points Per Game	46.8	26.0
Points Off Turnovers	35	38
FIRST DOWNS	139	112
Rushing	47	42
Passing	83	55
Penalty	9	15
RUSHING YARDAGE	921	680
Yards gained rushing	1034	839
Yards lost rushing	113	159
Rushing Attempts	184	199
Average Per Rush	5.0	3.4
Average Per Game	184.2	136.0
TDs Rushing	11	9
PASSING YARDAGE	1996	1168
Comp-Att-Int	122-184-5	105-176-5
Average Per Pass	10.8	6.6
Average Per Catch	16.4	11.1
Average Per Game	399.2	233.6
TDs Passing	16	4
TOTAL OFFENSE	2917	1848
Total Plays	368	375
Average Per Play	7.9	4.9
Average Per Game	583.4	369.6
KICK RETURNS: #-Yards	12-243	21-369
PUNT RETURNS: #-Yards	6-28	1--3
INT RETURNS: #-Yards	5-49	5-93
KICK RETURN AVERAGE	20.2	17.6
PUNT RETURN AVERAGE	4.7	-3.0
INT RETURN AVERAGE	9.8	18.6
FUMBLES-LOST	5-4	7-3
PENALTIES-Yards	29-261	27-224
Average Per Game	52.2	44.8
PUNTS-Yards	9-379	27-1196
Average Per Punt	42.1	44.3
Net punt average	40.2	41.8
KICKOFFS-Yards	43-2640	24-1513
Average Per Kick	61.4	63.0
Net kick average	41.8	40.4
TIME OF POSSESSION/Game	26:41	33:19
3RD-DOWN Conversions	35/64	38/82
3rd-Down Pct	55%	46%
4TH-DOWN Conversions	3/5	3/6
4th-Down Pct	60%	50%
SACKS BY-Yards	10-92	8-35
MISC YARDS	0	0
TOUCHDOWNS SCORED	30	16
FIELD GOALS-ATTEMPTS	8-12	6-8
ON-SIDE KICKS	0-0	1-1
RED-ZONE SCORES	(24-29) 83%	(16-20) 80%
RED-ZONE TOUCHDOWNS	(17-29) 59%	(10-20) 50%
PAT-ATTEMPTS	(30-30) 100%	(16-16) 100%
ATTENDANCE	113580	126340
Games/Avg Per Game	2/56790	3/42113
Neutral Site Games		0/0

SCORE BY QUARTERS	1ST	2ND	3RD	4TH	TOTAL
Oklahoma State	73	65	62	34	234
Opponents	13	55	24	38	130

## RUSHING

	GP	Att	Gain	Loss	Net	Avg	TD	Long	Avg/G
Hill, Justice	5	92	532	16	516	5.6	4	32	103.2
King, J.D.	5	33	218	5	213	6.5	1	71	42.6
Brown, LD	3	19	145	7	138	7.3	1	73	46.0
Rudolph, Mason	5	24	89	29	60	2.5	5	16	12.0
Wudtee, Keondre	1	3	29	0	29	9.7	0	18	29.0
Johnson, Tyron	4	1	11	0	11	11.0	0	11	2.8
Wilson, Ja'Ron	1	5	10	2	8	1.6	0	5	8.0
Washington, James	5	1	0	1	-1	-1.0	0	0	-0.2
Cornelius, Taylor	2	1	0	8	-8	-8.0	0	0	-4.0
TEAM	3	5	0	45	-45	-9.0	0	0	-15.0
Total.....	5	184	1034	113	921	5.0	11	73	184.2
Opponents.....	5	199	839	159	680	3.4	9	55	136.0

## PASSING

	G	Effic	Cmp-Att-Int	Pct	Yds	TD	Lng	Avg/G
Rudolph, Mason	5	186.22	117-173-4	67.6	1909	16	86	381.8
Cornelius, Taylor	2	153.14	4-7-0	57.1	80	0	39	40.0
Wudtee, Keondre	1	52.93	1-3-0	33.3	7	0	7	7.0
McCleskey, Jalen	5	-200.00	0-1-1	0.0	0	0	0	0.0
Total.....	5	180.69	122-184-5	66.3	1996	16	86	399.2
Opponents.....	5	117.22	105-176-5	59.7	1168	4	74	233.6

## RECEIVING

	G	No.	Yds	Avg	TD	Long	Avg/G
Washington, James	5	28	647	23.1	5	86	129.4
Ateman, Marcell	5	25	449	18.0	3	69	89.8
McCleskey, Jalen	5	21	306	14.6	4	48	61.2
Stoner, Dillon	5	15	202	13.5	2	54	40.4
Hill, Justice	5	14	92	6.6	1	14	18.4
Johnson, Tyron	4	6	99	16.5	1	44	24.8
Lacy, Chris	4	6	74	12.3	0	16	18.5
Wallace, Tylan	5	3	56	18.7	0	39	11.2
Brown, Keenen	3	2	40	20.0	0	37	13.3
Abbott, Britton	5	1	26	26.0	0	26	5.2
Finefeuiaki, Sione	5	1	5	5.0	0	5	1.0
Total.....	5	122	1996	16.4	16	86	399.2
Opponents.....	5	105	1168	11.1	4	74	233.6

## TOTAL OFFENSE

	G	Plays	Rush	Pass	Total	Avg/G
Rudolph, Mason	5	197	60	1909	1969	393.8
Hill, Justice	5	92	516	0	516	103.2
King, J.D.	5	33	213	0	213	42.6
Brown, LD	3	19	138	0	138	46.0
Cornelius, Taylor	2	8	-8	80	72	36.0
Wudtee, Keondre	1	6	29	7	36	36.0
Johnson, Tyron	4	1	11	0	11	2.8
Wilson, Ja'Ron	1	5	8	0	8	8.0
Washington, James	5	1	-1	0	-1	-0.2
TEAM	3	5	-45	0	-45	-15.0
Total.....	5	368	921	1996	2917	583.4
Opponents.....	5	375	680	1168	1848	369.6



# OKLAHOMA STATE STATISTICS

## SCORING

	PATs								
	TD	FGs	Kick	Rush	Rcv	Pass	DXP	Saf	Points
Ammendola, Matt	0	8-12	30-30	0-0	0	0-0	0	0	54
Rudolph, Mason	5	0-0	0-0	0-0	0	0-0	0	0	30
Hill, Justice	5	0-0	0-0	0-0	0	0-0	0	0	30
Washington, James	5	0-0	0-0	0-0	0	0-0	0	0	30
McCleskey, Jalen	4	0-0	0-0	0-0	0	0-0	0	0	24
Ateman, Marcell	3	0-0	0-0	0-0	0	0-0	0	0	18
Phillips, Justin	2	0-0	0-0	0-0	0	0-0	0	0	12
Stoner, Dillon	2	0-0	0-0	0-0	0	0-0	0	0	12
Edison-McGruder, K.	1	0-0	0-0	0-0	0	0-0	0	0	6
Brown, LD	1	0-0	0-0	0-0	0	0-0	0	0	6
Johnson, Tyron	1	0-0	0-0	0-0	0	0-0	0	0	6
King, J.D.	1	0-0	0-0	0-0	0	0-0	0	0	6
Total.....	30	8-12	30-30	0-0	0	0-0	0	0	234
Opponents.....	16	6-8	16-16	0-0	0	0-0	0	0	130

## PUNT RETURNS

	No.	Yds	Avg	TD	Long
McCleskey, Jalen	4	16	4.0	0	13
Harper, Devin	1	12	12.0	0	0
Johnson, Tyron	1	0	0.0	0	0
Total.....	6	28	4.7	0	13
Opponents.....	1	-3	-3.0	0	0

## INTERCEPTIONS

	No.	Yds	Avg	TD	Long
Flowers, Tre	2	14	7.0	0	7
Phillips, Justin	2	35	17.5	2	25
Brailford, Jordan	1	0	0.0	0	0
Total.....	5	49	9.8	2	25
Opponents.....	5	93	18.6	1	95

## KICK RETURNS

	No.	Yds	Avg	TD	Long
Johnson, Tyron	7	146	20.9	0	31
Brown, LD	2	41	20.5	0	29
Lacy, Chris	1	15	15.0	0	15
Parker, Austin	1	18	18.0	0	18
Stoner, Dillon	1	23	23.0	0	23
Total.....	12	243	20.2	0	31
Opponents.....	21	369	17.6	0	42

## FUMBLE RETURNS

	No.	Yds	Avg	TD	Long
Edison-McGruder, K.	1	82	82.0	1	82
Total.....	1	82	82.0	1	82
Opponents.....	1	26	26.0	2	26

## ALL-PURPOSE

	G	Rush	Rec	PR	KOR	IR	Tot	Avg/G
Washington, James	5	-1	647	0	0	0	646	129.2
Hill, Justice	5	516	92	0	0	0	608	121.6
Ateman, Marcell	5	0	449	0	0	0	449	89.8
McCleskey, Jalen	5	0	306	16	0	0	322	64.4
Johnson, Tyron	4	11	99	0	146	0	256	64.0
Stoner, Dillon	5	0	202	0	23	0	225	45.0
King, J.D.	5	213	0	0	0	0	213	42.6
Brown, LD	3	138	0	0	41	0	179	59.7
Lacy, Chris	4	0	74	0	15	0	89	22.2
Rudolph, Mason	5	60	0	0	0	0	60	12.0
Wallace, Tylan	5	0	56	0	0	0	56	11.2
Brown, Keenen	3	0	40	0	0	0	40	13.3
Phillips, Justin	5	0	0	0	0	35	35	7.0
Wudtee, Keondre	1	29	0	0	0	0	29	29.0
Abbott, Britton	5	0	26	0	0	0	26	5.2
Parker, Austin	3	0	0	0	18	0	18	6.0
Flowers, Tre	5	0	0	0	0	14	14	2.8
Harper, Devin	5	0	0	12	0	0	12	2.4
Wilson, Ja'Ron	1	8	0	0	0	0	8	8.0
Finefeuiaki, Sione	5	0	5	0	0	0	5	1.0
Cornelius, Taylor	2	-8	0	0	0	0	-8	-4.0
TEAM	3	-45	0	0	0	0	-45	-15.0
Total.....	5	921	1996	28	243	49	3237	647.4
Opponents.....	5	680	1168	-3	369	93	2307	461.4

## FIELD GOALS

	FGM-FGA	Pct	01-19	20-29	30-39	40-49	50-99	Lg	Blk
Ammendola, Matt8-12	66.7	0-1	5-6	1-2	1-2	1-1	53	0	

## FIELD GOAL SEQUENCE

	Oklahoma State	OPPONENTS
Tulsa	(24),33	(23)
South Alabama	(31),42,(53),(48)	31
Pitt	(25)	49
TCU	(29)	(29),(31),(31)
Texas Tech	22,(22),(27),18	(24),(26)
Baylor		
Texas		
West Virginia		
Oklahoma		
Iowa State		
Kansas State		
Kansas		

Numbers in (parentheses) indicate field goal was made.

## PUNTING

	No.	Yds	Avg	Long	TB	FC	I20	50+	Blkd
Sinor, Zach	8	336	42.0	57	1	3	1	1	1 0
Hockett, Matt	1	43	43.0	43	0	1	0	0	0 0
Total.....	9	379	42.1	57	1	4	1	1	1 0
Opponents.....	27	1196	44.3	63	2	8	8	8	8 1

## KICKOFFS

	No.	Yds	Avg	TB	OB	Retn	Net	YdLn
Ammendola, Matt	41	2527	61.6	18	2			
Hockett, Matt	2	113	56.5	1	0			
Total.....	43	2640	61.4	19	2	369	41.8	23
Opponents.....	24	1513	63.0	12	0	243	40.4	





# OKLAHOMA STATE STATISTICS

## DEFENSIVE STATS

		-----Tackles-----				-Sacks-		---Pass Def---		-Fumbles-		Blkd	Saf
	GP	Solo	Ast	Total	TFL/Yds	No-Yards	Int-Yds	BrUp	QBH	Rcv-Yds	FF	Kick	
31	Flowers, Tre	5	18	7	25	.	2-14	5	.	.	.	.	.
45	Whitener, Chad	5	20	5	25	1.5-7	.	.	3	.	.	.	.
7	Richards, Ramon	5	21	2	23	2.0-13	.	4	.	.	.	.	.
19	Phillips, Justin	5	16	5	21	2.0-5	.	2-35	1	.	.	.	.
4	Green, A.J.	5	15	3	18	2.5-6	.	1	.	.	1	.	.
94	Brailford, Jordan	5	11	5	16	2.5-22	2.0-21	1-0	1	.	.	.	.
79	Daniels, Darrion	5	11	5	16	2.5-5	.	1	2	.	.	.	.
91	Osborne, DeQuinton	5	9	6	15	6.0-33	3.0-27	.	1	1-0	.	.	.
9	Akem, Gyasi	5	7	8	15	0.5-6	0.5-6	.	1	.	.	.	.
8	Williams, Rodarius	5	13	2	15	.	.	2	1	.	.	.	.
3	Edison-McGruder, K.	3	12	2	14	2.0-12	1.0-11	.	2	1-82	.	.	.
1A	Ogbongbemiga, Amen	5	9	2	11	1.0-1	.	.	.	.	.	.	.
1X	Bundage, Calvin	5	7	2	9	0.5-6	0.5-6	.	2	.	.	.	.
12	Tucker, Kirk	5	6	3	9	1.0-10	1.0-10	.	2	.	.	.	.
95	Leveni, Vili	5	7	2	9	1.0-10	1.0-10	.	1	.	1	.	.
2H	Mwaniki, Thabo	5	8	1	9	.	.	.	.	.	.	.	.
5X	Morrow, Jerel	5	7	1	8	2.0-2	.	.	.	1-0	.	.	.
5F	Smith, Enoch	5	6	1	7	2.0-2	1.0-1	.	1	.	.	.	.
82	Walterscheid, Cole	5	7	.	7	2.0-14	.	.	1	.	2	.	.
99	Carter, Trey	5	6	.	6	1.0-2	.	.	1	.	1	.	.
33	Henry, Kevin	1	5	1	6	1.0-2	.	.	.	.	.	.	.
6	Baker, Adrian	4	6	.	6	.	.	2	.	.	.	.	.
18	Green, Za'Carrius	5	5	.	5	.	.	.	.	.	.	.	.
89	Webber, Tralund	5	3	2	5	.	.	.	2	.	.	.	.
1D	Balous, Bryce	5	4	.	4	.	.	.	.	.	.	.	.
2X	Curry, Darius	3	4	.	4	.	.	.	.	.	.	.	.
16	Harper, Devin	5	2	1	3	.	.	.	.	.	.	1	.
25	Kearse, Malik	4	3	.	3	.	.	.	.	.	.	.	.
90	Bakari, Taaj	4	3	.	3	2.0-4	.	.	.	.	.	.	.
35	Cook, Chance	5	3	.	3	.	.	.	.	.	.	.	.
17	Stoner, Dillon	5	2	.	2	.	.	.	.	.	.	.	.
71	Lundblade, Brad	5	2	.	2	.	.	.	.	.	.	.	.
93	Owens, Jarrell	5	2	.	2	2.0-12	.	2	2	.	.	.	.
86	Grant, Triston	2	2	.	2	.	.	.	.	.	.	.	.
2M	Harper, Madre	2	2	.	2	.	.	.	.	.	.	.	.
49	Ammendola, Matt	5	1	1	2	.	.	.	.	.	.	.	.
20	Rodriguez, Malcolm	1	1	1	2	.	.	.	.	.	.	.	.
21	Brown, Bryce	1	1	.	1	.	.	.	.	.	.	.	.
70	Hughes, Ben	2	1	.	1	.	.	.	.	.	.	.	.
88	Wolf, Landon	5	1	.	1	.	.	.	.	.	.	.	.
87	Carter, Logan	5	1	.	1	.	.	.	.	.	.	.	.
92	Murray, Cameron	3	1	.	1	.	.	.	.	.	.	.	.
Total.....		5	271	68	339	37-174	10-92	5-49	20	21	3-82	5	1
Opponents.....		5	252	75	327	25.0-87	8-35	5-93	10	19	4-26	3	.



# OKLAHOMA STATE STATISTICS

## INDIVIDUAL GAME-BY-GAME PASSING

#2 Rudolph, Mason	Att	Comp	Int	Pct	Yards	TD	Long	Sack	Yds	Effic
Tulsa	24	20	0	83.3	303	3	77	1	1	230.6
South Alabama	38	25	0	65.8	335	3	66	1	1	165.9
Pitt	32	23	1	71.9	497	5	69	1	3	247.6
TCU	41	22	2	53.7	398	2	86	3	18	141.5
Texas Tech	38	27	1	71.1	376	3	37	1	4	175.0
TOTALS	173	117	4	67.6	1909	16	86	7	27	186.2

#14 Cornelius, T.	Att	Comp	Int	Pct	Yards	TD	Long	Sack	Yds	Effic
Tulsa	2	1	0	50.0	5	0	5	1	8	71.0
Pitt	5	3	0	60.0	75	0	39	0	0	186.0
TOTALS	7	4	0	57.1	80	0	39	1	8	153.1

#11 Wudtee, Keondre	Att	Comp	Int	Pct	Yards	TD	Long	Sack	Yds	Effic
South Alabama	3	1	0	33.3	7	0	7	0	0	52.9
TOTALS	3	1	0	33.3	7	0	7	0	0	52.9

#1 McCleskey, Jalen	Att	Comp	Int	Pct	Yards	TD	Long	Sack	Yds	Effic
TCU	1	0	1	0.0	0	0	0	0	0	-200.0
TOTALS	1	0	1	0.0	0	0	0	0	0	-200.0

## INDIVIDUAL GAME-BY-GAME RUSHING

	No-Yds/TD	TU	USA	PITT	TCU	TTU	BAY	UT	WVU	OU	ISU	KSU	KU
Hill, Justice RB	92-516/4	15-132/1	11-27/0	11-91/2	25-102/1	30-164/0							
King, J.D. RB	33-213/1	6-95/1	8-64/0	16-35/0	1-7/0	2-12/0							
Brown, LD RB	19-138/1	5-92/1	10-38/0	4-8/0	DNP	DNP							
Rudolph, Mason QB	24-60/5	3-3/1	4-18/1	1-3/0	5-8/1	11-50/2							
Wudtee, Keondre QB	3-29/0	DNP	3-29/0	DNP	DNP	DNP							
Johnson, Tyron WR	1-11/0	1-11/0	-	DNP	-	-							
Wilson, Ja'Ron RB	5-8/0	5-8/0	DNP	DNP	DNP	DNP							
Washington, J. WR	1-1/0	1-1/0	-	-	-	-							
Cornelius, T. QB	1-8/0	1-8/0	DNP	-	DNP	DNP							
TEAM	5-45/0	DNP	1-13/0	3-27/0	DNP	1-5/0							

## INDIVIDUAL GAME-BY-GAME RECEIVING

	No-Yds/TD	TU	USA	PITT	TCU	TTU	BAY	UT	WVU	OU	ISU	KSU	KU
Washington, J. WR	28-647/5	6-145/2	2-98/1	5-124/0	6-153/1	9-127/1							
Ateman, Marcell WR	25-449/3	4-75/0	5-51/2	4-109/1	6-100/0	6-114/0							
McCleskey, Jalen WR	21-306/4	1-2/0	4-19/0	7-162/3	4-79/0	5-48/1							
Stoner, Dillon WR	15-202/2	4-18/0	2-24/0	5-100/1	3-39/1	1-21/0							
Johnson, Tyron WR	6-99/1	1-44/1	4-43/0	DNP	-	1-12/0							
Hill, Justice RB	14-92/1	3-10/0	4-46/0	2-2/0	3-27/0	2-7/1							
Lacy, Chris WR	6-74/0	1-13/0	4-54/0	-	DNP	1-7/0							
Wallace, Tylan WR	3-56/0	-	1-7/0	2-49/0	-	-							
Brown, Keenen CW	2-40/0	DNP	DNP	-	-	2-40/0							
Abbott, Britton CW	1-26/0	-	-	1-26/0	-	-							
Finefeuiaki, S. CW	1-5/0	1-5/0	-	-	-	-							

## INDIVIDUAL GAME-BY-GAME TACKLES

	UA-A	TOT	TU	USA	PITT	TCU	TTU	BAY	UT	WVU	OU	ISU	KSU	KU
Whitener, Chad LB	20-5	25	7-0	1-1	4-0	6-3	2-1							
Flowers, Tre S	18-7	25	5-3	2-1	3-1	4-1	4-1							
Richards, Ramon S	21-2	23	3-0	1-0	5-0	5-0	7-2							
Phillips, Justin LB	16-5	21	5-0	1-0	4-1	2-2	4-2							
Green, A.J. CB	15-3	18	5-0	1-0	1-0	5-1	3-2							
Brailford, J. DE	11-5	16	1-1	1-2	3-0	3-2	3-0							
Daniels, Darrion DT	11-5	16	2-0	0-1	-	5-3	4-1							
Williams, R. CB	13-2	15	-	4-0	1-0	5-2	3-0							
Akem, Gyasi LB	7-8	15	-	1-2	4-1	2-4	0-1							
Osborne, D. DT	9-6	15	3-2	2-0	1-0	2-4	1-0							
Edison-McGruder LB	12-2	14	5-0	DNP	DNP	3-2	4-0							
Ogbongbemiga LB	9-2	11	3-0	3-0	3-2	-	-							
Leveni, Vili DE	7-2	9	2-0	0-1	1-0	2-1	2-0							
Bundage, Calvin LB	7-2	9	3-0	1-0	1-1	0-1	2-0							



# OKLAHOMA STATE STATISTICS

Mwaniki, Thabo S	8-1	9	2-0	3-0	2-0	0-1	1-0
Tucker, Kirk LB	6-3	9	2-0	2-3	2-0	-	-
Morrow, Jerel S	7-1	8	3-0	2-0	1-1	1-0	-
Walterscheid DE	7-0	7	-	2-0	1-0	2-0	2-0
Smith, Enoch DT	6-1	7	4-0	1-0	-	1-0	0-1
Carter, Trey DT	6-0	6	2-0	3-0	-	1-0	-
Baker, Adrian CB	6-0	6	DNP	2-0	3-0	-	1-0
Henry, Kevin LB	5-1	6	5-1	DNP	DNP	DNP	DNP
Webber, Tralund DE	3-2	5	-	-	1-1	1-1	1-0
Green, Z. S	5-0	5	2-0	-	3-0	-	-
Balous, Bryce CB	4-0	4	1-0	-	2-0	-	1-0
Curry, Darius S	4-0	4	2-0	1-0	1-0	DNP	DNP
Bakari, Taaj DT	3-0	3	1-0	1-0	-	DNP	1-0
Cook, Chance S	3-0	3	1-0	-	1-0	-	1-0
Kearse, Malik CB	3-0	3	1-0	2-0	-	DNP	-
Harper, Devin LB	2-1	3	1-1	-	1-0	-	-
Ammendola, Matt	1-1	2	-	0-1	-	-	1-0
Stoner, Dillon	2-0	2	1-0	-	-	1-0	-
Harper, Madre CB	2-0	2	1-0	1-0	DNP	DNP	DNP
Grant, Triston DE	2-0	2	2-0	-	DNP	DNP	DNP
Rodriguez, M. S	1-1	2	DNP	DNP	DNP	DNP	1-1
Owens, Jarrell DE	2-0	2	-	2-0	-	-	-
Lundblade, Brad	2-0	2	-	-	-	2-0	-
Brown, Bryce CB	1-0	1	1-0	DNP	DNP	DNP	DNP
Hughes, Ben DT	1-0	1	-	1-0	DNP	DNP	DNP
Carter, Logan	1-0	1	1-0	-	-	-	-
Wolf, Landon	1-0	1	-	-	-	1-0	-
Murray, Cameron DT	1-0	1	1-0	-	-	DNP	DNP

## INDIVIDUAL GAME-BY-GAME SACKS

	UA-A	TOT	TU	USA	PITT	TCU	TTU	BAY	UT	WVU	OU	ISU	KSU	KU
Osborne, D. DT	3-0	3.0	-	1.0-8	1.0-7	-	1.0-12							
Brailford, J. DE	2-0	2.0	-	1.0-6	1.0-15	-	-							
Tucker, Kirk LB	1-0	1.0	-	1.0-10	-	-	-							
Edison-McGruder LB	1-0	1.0	1.0-11	DNP	DNP	-	-							
Leveni, Vili DE	1-0	1.0	-	-	-	1.0-10	-							
Smith, Enoch DT	1-0	1.0	-	1.0-1	-	-	-							
Bundage, Calvin LB	0-1	0.5	-	-	-	0.5-6	-							
Akem, Gyasi LB	0-1	0.5	-	-	-	0.5-6	-							

## INDIVIDUAL GAME-BY-GAME TACKLES FOR LOSS

	UA-A	TOT	TU	USA	PITT	TCU	TTU	BAY	UT	WVU	OU	ISU	KSU	KU
Osborne, D. DT	5-2	6.0	2.0-5	1.0-8	1.0-7	1.0-1	1.0-12							
Brailford, J. DE	2-1	2.5	-	1.0-6	1.0-15	0.5-1	-							
Daniels,Darrion DT	2-1	2.5	1.0-2	-	-	1.0-1	0.5-2							
Green, A.J. CB	2-1	2.5	-	-	-	1.5-5	1.0-1							
Edison-McGruder LB	2-0	2.0	1.0-11	DNP	DNP	-	1.0-1							
Bakari, Taaj DT	2-0	2.0	-	1.0-3	-	DNP	1.0-1							
Phillips,Justin LB	1-2	2.0	-	1.0-4	-	1.0-1	-							
Owens, Jarrell DE	2-0	2.0	-	2.0-12	-	-	-							
Richards, Ramon S	2-0	2.0	1.0-7	-	-	-	1.0-6							
Morrow, Jerel S	2-0	2.0	1.0-1	-	1.0-1	-	-							
Walterscheid DE	2-0	2.0	-	-	-	2.0-14	-							
Smith, Enoch DT	2-0	2.0	1.0-1	1.0-1	-	-	-							
Whitener, Chad LB	1-1	1.5	-	-	-	1.0-6	0.5-1							
Carter, Trey DT	1-0	1.0	1.0-2	-	-	-	-							
Ogbongbemiga LB	1-0	1.0	-	1.0-1	-	-	-							
Tucker, Kirk LB	1-0	1.0	-	1.0-10	-	-	-							
Henry, Kevin LB	1-0	1.0	1.0-2	DNP	DNP	DNP	DNP							
Leveni, Vili DE	1-0	1.0	-	-	-	1.0-10	-							
Bundage, Calvin LB	0-1	0.5	-	-	-	0.5-6	-							
Akem, Gyasi LB	0-1	0.5	-	-	-	0.5-6	-							



# OKLAHOMA STATE STATISTICS

## INDIVIDUAL GAME-BY-GAME FUMBLES

	No-Lost	TU	USA	PITT	TCU	TTU	BAY	UT	WVU	OU	ISU	KSU	KU
Rudolph, Mason QB	2-2	1-1	-	-	1-1	-							
TEAM	2-1	DNP	1-0	1-1	DNP	-							
McCleskey, Jalen WR	1-1	1-1	-	-	-	-							

## INDIVIDUAL GAME-BY-GAME FUMBLES FORCED

	Number	TU	USA	PITT	TCU	TTU	BAY	UT	WVU	OU	ISU	KSU	KU
Walterscheid	2	-	1	-	1	-							
Carter, Trey	1	1	-	-	-	-							
Leveni, Vili	1	-	-	-	1	-							
Green, A.J.	1	-	-	-	1	-							

## INDIVIDUAL GAME-BY-GAME FUMBLES RECOVERED

	Number	TU	USA	PITT	TCU	TTU	BAY	UT	WVU	OU	ISU	KSU	KU
Edison-McGruder	1	1	DNP	DNP	-	-							
Morrow, Jerel	1	1	-	-	-	-							
Osborne, D.	1	-	1	-	-	-							

## INDIVIDUAL GAME-BY-GAME PUNT RETURNS

	No-Yds	TU	USA	PITT	TCU	TTU	BAY	UT	WVU	OU	ISU	KSU	KU
McCleskey, Jalen	4-16	2-3	2-13	-	-	-							
Harper, Devin	1-12	-	-	-	-	1-12							
Johnson, Tyron	1-0	-	-	DNP	1-0	-							

## INDIVIDUAL GAME-BY-GAME KICK RETURNS

	No-Yds	TU	USA	PITT	TCU	TTU	BAY	UT	WVU	OU	ISU	KSU	KU
Johnson, Tyron	7-146	1-29	-	DNP	5-86	1-31							
Brown, LD	2-41	-	-	2-41	DNP	DNP							
Stoner, Dillon	1-23	1-23	-	-	-	-							
Parker, Austin	1-18	-	1-18	-	DNP	DNP							
Lacy, Chris	1-15	1-15	-	-	DNP	-							

## INDIVIDUAL GAME-BY-GAME INTERCEPTION RETURNS

	No-Yds	TU	USA	PITT	TCU	TTU	BAY	UT	WVU	OU	ISU	KSU	KU
Flowers, Tre	2-14	-	-	1-7	1-7	-							
Phillips, Justin	2-35	-	1-25	1-10	-	-							
Brailford, J.	1-0	-	-	-	-	1-0							

## INDIVIDUAL GAME-BY-GAME FUMBLE RETURNS

	No-Yds	TU	USA	PITT	TCU	TTU	BAY	UT	WVU	OU	ISU	KSU	KU
Edison-McGruder	1-82	1-82	DNP	DNP	-	-							





# OKLAHOMA STATE STATISTICS

## INDIVIDUAL GAME-BY-GAME ALL-PURPOSE YARDS

	TOTAL	TU	USA	PITT	TCU	TTU	BAY	UT	WVU	OU	ISU	KSU	KU
Washington, J.	646	144	98	124	153	127							
Hill, Justice	608	142	73	93	129	171							
Ateman, Marcell	449	75	51	109	100	114							
McCleskey, Jalen	322	1	32	162	79	48							
Johnson, Tyron	256	84	43	DNP	86	43							
Stoner, Dillon	225	41	24	100	39	21							
King, J.D.	213	95	64	35	7	12							
Brown, LD	179	92	38	49	DNP	DNP							
Lacy, Chris	89	28	54	-	DNP	7							
Rudolph, Mason	60	3	18	-3	-8	50							
Wallace, Tylan	56	-	7	49	-	-							
Brown, Keenen	40	DNP	DNP	-	-	40							
Phillips, Justin	35	-	25	10	-	-							
Wudtee, Keondre	29	DNP	29	DNP	DNP	DNP							
Abbott, Britton	26	-	-	26	-	-							
Parker, Austin	18	-	18	-	DNP	DNP							
Flowers, Tre	14	-	-	7	7	-							
Harper, Devin	12	-	-	-	-	12							
Wilson, Ja'Ron	8	8	DNP	DNP	DNP	DNP							
Finefeuiaki, S.	5	5	-	-	-	-							
Cornelius, T.	-8	-8	DNP	-	DNP	DNP							
TEAM	-45	-	-13	-27	-	-5							

## GAME-BY-GAME TEAM COMPARISON

		First Downs					Rushing		Passing		Total Offense	Return	Turn-
TULSA	59-24	25/26	15/14	8/10	2/2		37-332/60-244		21-26-0/20-38-0	308/188	63-640/98-432	152/71	2/2
South Alabama	44-7	29/12	8/2	19/9	2/1		37-163/27-41		26-41-0/14-24-1	342/134	78-505/51-175	56/84	0/2
Pitt	59-21	27/17	7/8	19/9	1/0		35-104/34-103		26-37-1/20-35-2	572/288	72-676/69-391	58/85	2/2
TCU	31-44	26/32	8/14	17/12	1/6		31-101/52-238		22-42-3/22-33-1	398/228	73-499/85-466	93/57	4/1
Texas Tech	41-34	32/25	9/4	20/15	3/6		44-221/26-54		27-38-1/29-46-1	376/330	82-597/72-384	43/188	1/1
Totals	234-130	139/112	47/42	83/55	9/15		184-921/199-680		122-184-5/105-176-5	1996/1168	368-2917/375-1848	402/485	9/8

Note: Game totals are displayed in the format TEAM/OPPONENT for each category

Opponent	3rd Down	4th Down	Time of	TOP	Avg	Avg	Avg	Punting	Penalties
	Conversions	Conversions	Possession	Margin	Yds/Rush	Yds/Pass	Yds/Play	Number-Avg	Number-Yards
TULSA	5-9/16-26	0-0/1-2	23:20/36:40	-13:20	9.0/4.1	11.8/4.9	10.2/4.4	2-40.0/7-44.6	5-51/6-48
South Alabama	7-16/1-10	2-2/1-1	30:04/29:56	0:08	4.4/1.5	8.3/5.6	6.5/3.4	2-37.0/7-48.4	4-25/3-40
Pitt	10-14/5-15	0-1/1-2	28:28/31:32	-3:04	3.0/3.0	15.5/8.2	9.4/5.7	1-45.0/6-48.7	4-30/6-50
TCU	7-14/11-19	1-2/0-0	20:56/39:04	-18:08	3.3/4.6	9.5/6.9	6.8/5.5	3-48.3/2-45.0	8-77/4-23
Texas Tech	6-11/5-12	0-0/0-1	30:39/29:21	1:18	5.0/2.1	9.9/7.2	7.3/5.3	1-35.0/5-32.6	8-78/8-63
Totals	35-64/38-82	3-5/3-6	133:27/166:33	-33:06	5.0/3.4	10.8/6.6	7.9/4.9	9-42.1/27-44.3	261/224

Note: Game totals are displayed in the format TEAM/OPPONENT for each category



# OKLAHOMA STATE STATISTICS

## GAME-BY-GAME TEAM STATS

Date	Opponent	--RUSHING--				--RECEIVING--				-----PASSING-----				--KICK RET--				--PUNT RET--				tot off
		No.	Yds	TD	Lg	No.	Yds	TD	Lg	Cmp-Att-Int	Yds	TD	Lg	No	Yds	TD	Lg	No	Yds	TD	Lg	
Aug 31, 2017	TULSA	37	332	4	73	21	308	3	77	21-26-0	308	3	77	3	67	0	29	2	3	0	11	640
Sep 08, 2017	at South Alabama	37	163	1	31	26	342	3	66	26-41-0	342	3	66	1	18	0	18	2	13	0	13	505
9/16/17	at Pitt	35	104	2	20	26	572	5	69	26-37-1	572	5	69	2	41	0	29	0	0	0	0	676
Sep 23, 2017	TCU	31	101	2	17	22	398	2	86	22-42-3	398	2	86	5	86	0	23	1	0	0	0	499
Sep 30, 2017	at Texas Tech	44	221	2	24	27	376	3	37	27-38-1	376	3	37	1	31	0	31	1	12	0	0	597
	Totals	184	921	11	73	122	1996	16	86	122-184-5	1996	16	86	12	243	0	31	6	28	0	13	2917
	Opponent	199	680	9	55	105	1168	4	74	105-176-5	1168	4	74	21	369	0	42	1	-3	0	0	1848

Date	Opponent	-----TACKLES-----				--SACKS--		--FUMBLE--		Int-Yds	QBH	Pass Brk	Blkd Kick	--Kicks--XPTS--			Saf	Pts
		Solo	Asst	Total	TFL-Yds	No-Yds	FF	FR-Yds	Att-Mad					Run	Rcv			
Aug 31, 2017	TULSA	78	8	86	9.0-31	1.0-11	1	2-82	0-0	3	4	0	0	8-8	0	0	0	59
Sep 08, 2017	at South Alabama	41	12	53	9.0-45	4.0-25	1	1-0	1-25	2	4	0	0	5-5	0	0	0	44
9/16/17	at Pitt	49	8	57	3.0-23	2.0-22	0	0-0	2-17	6	2	0	0	8-8	0	0	0	59
Sep 23, 2017	TCU	54	28	82	10.0-51	2.0-22	3	0-0	1-7	2	3	0	0	4-4	0	0	0	31
Sep 30, 2017	at Texas Tech	49	12	61	6.0-24	1.0-12	0	0-0	1-0	8	7	1	0	5-5	0	0	0	41
	Totals	271	68	339	37.0-174	10.0-92	5	3-82	5-49	21	20	1	0	30-30	0	0	0	234
	Opponent	252	75	327	25.0-87	8.0-35	3	4-26	5-93	19	10	0	0	16-16	0	0	0	130

Date	Opponent	-----PUNTING-----								--FIELD GOALS--				-----KICKOFFS-----				
		No	Yds	Avg	Long	Blkd	TB	FC	50+	I20	Att-Made	Lg	Blkd	No	Yds	Avg	TB	OB
Aug 31, 2017	TULSA	2	80	40.0	43	0	0	2	0	1	2-1	24	0	10	642	64.2	7	0
Sep 08, 2017	at South Alabama	2	74	37.0	45	0	0	0	0	0	4-3	53	0	9	558	62.0	3	1
9/16/17	at Pitt	1	45	45.0	45	0	0	1	0	0	1-1	25	0	10	640	64.0	4	1
Sep 23, 2017	TCU	3	145	48.3	57	0	1	1	1	0	1-1	29	0	6	343	57.2	3	0
Sep 30, 2017	at Texas Tech	1	35	35.0	35	0	0	0	0	0	4-2	27	0	8	457	57.1	2	0
	Totals	9	379	42.1	57	0	1	4	1	1	12-8	53	0	43	2640	61.4	19	2
	Opponent	27	1196	44.3	63	1	2	8	8	8	8-6	31	0	24	1513	63.0	12	0



# OKLAHOMA STATE STATISTICS

## GAME-BY-GAME OPPONENT TEAM STATS

Date	Opponent	--RUSHING--				--RECEIVING--				-----PASSING-----				--KICK RET--				--PUNT RET--				tot off
		No.	Yds	TD	Lg	No.	Yds	TD	Lg	Cmp-Att-Int	Yds	TD	Lg	No	Yds	TD	Lg	No	Yds	TD	Lg	
Aug 31, 2017	TULSA	60	244	2	55	20	188	0	26	20-38-0	188	0	26	3	45	0	19	0	0	0	0	432
Sep 08, 2017	at South Alabama	27	41	0	19	14	134	1	17	14-24-1	134	1	17	4	84	0	33	0	0	0	0	175
9/16/17	at Pitt	34	103	1	23	20	288	1	74	20-35-2	288	1	74	5	85	0	21	0	0	0	0	391
Sep 23, 2017	TCU	52	238	4	42	22	228	1	43	22-33-1	228	1	43	3	62	0	42	1	-3	0	0	466
Sep 30, 2017	at Texas Tech	26	54	2	14	29	330	1	56	29-46-1	330	1	56	6	93	0	30	0	0	0	0	384
	Opponent totals	199	680	9	55	105	1168	4	74	105-176-5	1168	4	74	21	369	0	42	1	-3	0	0	1848
	Oklahoma State	184	921	11	73	122	1996	16	86	122-184-5	1996	16	86	12	243	0	31	6	28	0	13	2917

Date	Opponent	-----TACKLES-----				--SACKS--		--FUMBLE--		Int-Yds	QBH	Pass		Blkd	--Kicks--XPTS--			Saf	Pts
		Solo	Asst	Total	TFL-Yds	No-Yds	FF	FR-Yds	Brk			Kick	Att-Mad		Run	Rcv			
Aug 31, 2017	TULSA	54	6	60	9.0-29	2.0-9	2	2-26	0-0	1	1	1	0	0	3-3	0	0	0	24
Sep 08, 2017	at South Alabama	54	15	69	2.0-14	1.0-1	0	0-0	0-0	2	1	0	0	0	1-1	0	0	0	7
9/16/17	at Pitt	39	26	65	5.0-13	1.0-3	0	1-0	1-0	11	2	0	0	0	3-3	0	0	0	21
Sep 23, 2017	TCU	49	12	61	6.0-25	3.0-18	1	1-0	3-2	2	2	0	0	0	5-5	0	0	0	44
Sep 30, 2017	at Texas Tech	56	16	72	3.0-6	1.0-4	0	0-0	1-95	3	4	0	0	0	4-4	0	0	0	34
	Opponent totals	252	75	327	25.0-87	8.0-35	3	4-26	5-93	19	10	0	0	0	16-16	0	0	0	130
	Oklahoma State	271	68	339	37.0-174	10.0-92	5	3-82	5-49	21	20	1	0	1	30-30	0	0	0	234

Date	Opponent	-----PUNTING-----									--FIELD GOALS--			-----KICKOFFS-----				
		No	Yds	Avg	Long	Blkd	TB	FC	50+	I20	Att-Made	Lg	Blkd	No	Yds	Avg	TB	OB
Aug 31, 2017	TULSA	7	312	44.6	60	0	1	2	1	2	1-1	23	0	4	240	60.0	1	0
Sep 08, 2017	at South Alabama	7	339	48.4	58	0	0	2	3	2	1-0	0	0	2	130	65.0	1	0
9/16/17	at Pitt	6	292	48.7	63	0	1	2	3	3	1-0	0	0	4	248	62.0	2	0
Sep 23, 2017	TCU	2	90	45.0	46	0	0	0	0	0	3-3	31	0	9	573	63.7	4	0
Sep 30, 2017	at Texas Tech	5	163	32.6	51	1	0	2	1	1	2-2	26	0	5	322	64.4	4	0
	Opponent totals	27	1196	44.3	63	1	2	8	8	8	8-6	31	0	24	1513	63.0	12	0
	Oklahoma State	9	379	42.1	57	0	1	4	1	1	12-8	53	0	43	2640	61.4	19	2



# OKLAHOMA STATE STATISTICS

## INDIVIDUAL GAME HIGHS

Rushes	30	Hill, Justice at Texas Tech (Sep 30, 2017)
Yards Rushing	164	Hill, Justice at Texas Tech (Sep 30, 2017)
TD Rushes	2	Hill, Justice at Pitt (9/16/17)
		Rudolph, Mason at Texas Tech (Sep 30, 2017)
Long Rush	73	Brown, LD vs Tulsa (Aug 31, 2017)
Pass attempts	41	Rudolph, Mason vs TCU (Sep 23, 2017)
Pass completions	27	Rudolph, Mason at Texas Tech (Sep 30, 2017)
Yards Passing	497	Rudolph, Mason at Pitt (9/16/17)
TD Passes	5	Rudolph, Mason at Pitt (9/16/17)
Long Pass	86	Rudolph, Mason vs TCU (Sep 23, 2017)
Receptions	9	Washington, James at Texas Tech (Sep 30, 2017)
Yards Receiving	162	McCleskey, Jalen at Pitt (9/16/17)
TD Receptions	3	McCleskey, Jalen at Pitt (9/16/17)
Long Reception	86	Washington, James vs TCU (Sep 23, 2017)
Field Goals	3	Ammendola, Matt at South Alabama (Sep 08, 2017)
Long Field Goal	53	Ammendola, Matt at South Alabama (Sep 08, 2017)
Punts	3	Sinor, Zach vs TCU (Sep 23, 2017)
Punting Avg	48.3	Sinor, Zach vs TCU (Sep 23, 2017) Long Punt
57		Sinor, Zach vs TCU (Sep 23, 2017)
Punts inside 20	1	Sinor, Zach vs Tulsa (Aug 31, 2017)
Long Punt Return	13	McCleskey, Jalen at South Alabama (Sep 08, 2017)
Long Kickoff Return	31	Johnson, Tyron at Texas Tech (Sep 30, 2017)
Tackles	9	Whitener, Chad vs TCU (Sep 23, 2017)
		Richards, Ramon at Texas Tech (Sep 30, 2017)
Sacks	1.0	Edison-McGruder, K. vs Tulsa (Aug 31, 2017)
		Smith, Enoch at South Alabama (Sep 08, 2017)
		Tucker, Kirk at South Alabama (Sep 08, 2017)
		Osborne, DeQuinton at South Alabama (Sep 08, 2017)
		Brailford, Jordan at South Alabama (Sep 08, 2017)
		Osborne, DeQuinton at Pitt (9/16/17)
		Brailford, Jordan at Pitt (9/16/17)
		Leveni, Vili vs TCU (Sep 23, 2017)
		Osborne, DeQuinton at Texas Tech (Sep 30, 2017)
Tackles For Loss	2.0	Osborne, DeQuinton vs Tulsa (Aug 31, 2017)
		Owens, Jarrell at South Alabama (Sep 08, 2017)
		Walterscheid, Cole vs TCU (Sep 23, 2017)
Interceptions	1	Phillips, Justin at South Alabama (Sep 08, 2017)
		Phillips, Justin at Pitt (9/16/17)
		Flowers, Tre at Pitt (9/16/17)
		Flowers, Tre vs TCU (Sep 23, 2017)
		Brailford, Jordan at Texas Tech (Sep 30, 2017)

## TEAM GAME HIGHS

Rushes	44	at Texas Tech (Sep 30, 2017)
Yards Rushing	332	vs Tulsa (Aug 31, 2017)
Yards Per Rush	9.0	vs Tulsa (Aug 31, 2017)
TD Rushes	4	vs Tulsa (Aug 31, 2017)
Pass attempts	42	vs TCU (Sep 23, 2017)
Pass completions	27	at Texas Tech (Sep 30, 2017)
Yards Passing	572	at Pitt (9/16/17)
Yards Per Pass	15.5	at Pitt (9/16/17)
TD Passes	5	at Pitt (9/16/17)
Total Plays	82	at Texas Tech (Sep 30, 2017)
Total Offense	676	at Pitt (9/16/17)
Yards Per Play	10.2	vs Tulsa (Aug 31, 2017)
Points	59	vs Tulsa (Aug 31, 2017)
		at Pitt (9/16/17)
Sacks By	4	at South Alabama (Sep 08, 2017)
First Downs	32	at Texas Tech (Sep 30, 2017)
Penalties	8	vs TCU (Sep 23, 2017)
		at Texas Tech (Sep 30, 2017)
Penalty Yards	78	at Texas Tech (Sep 30, 2017)
Turnovers	4	vs TCU (Sep 23, 2017)
Interceptions By	2	at Pitt (9/16/17)
Punts	3	vs TCU (Sep 23, 2017)
Punting Avg	48.3	vs TCU (Sep 23, 2017)
Long Punt	57	vs TCU (Sep 23, 2017)
Punts inside 20	1	vs Tulsa (Aug 31, 2017)
Long Punt Return	13	at South Alabama (Sep 08, 2017)

## OPPONENT INDIVIDUAL GAME HIGHS

Rushes	26	Anderson, D., vs TCU (Sep 23, 2017)
Yards Rushing	160	Anderson, D., vs TCU (Sep 23, 2017)
TD Rushes	3	Anderson, D., vs TCU (Sep 23, 2017)
Long Rush	55	TAYLOR II, C., vs Tulsa (Aug 31, 2017)
Pass attempts	46	Shimonek, Nic, at Texas Tech (Sep 30, 2017)
Pass completions	29	Shimonek, Nic, at Texas Tech (Sep 30, 2017)
Yards Passing	330	Shimonek, Nic, at Texas Tech (Sep 30, 2017)
TD Passes	1	Davis, Dallas, at South Alabama (Sep 08, 2017)
		DiNucci, B., at Pitt (9/16/17)
		Hill, Kenny, vs TCU (Sep 23, 2017)
		Shimonek, Nic, at Texas Tech (Sep 30, 2017)
Long Pass	74	DiNucci, B., at Pitt (9/16/17)
Receptions	7	JOHNSON, K., vs Tulsa (Aug 31, 2017)
		Stockton, J., at Texas Tech (Sep 30, 2017)
Yards Receiving	89	Araujo-Lopes, R, at Pitt (9/16/17)
TD Receptions	1	Francis, Mseiah, at South Alabama (Sep 08, 2017)
		Araujo-Lopes, R, at Pitt (9/16/17)
		Diarse, John, vs TCU (Sep 23, 2017)
		Cantrell, Dylan, at Texas Tech (Sep 30, 2017)
Long Reception	74	Henderson, Q., at Pitt (9/16/17)
Field Goals	3	Song, Jonathan, vs TCU (Sep 23, 2017)
Long Field Goal	31	Song, Jonathan, vs TCU (Sep 23, 2017)
Punts	7	BENNETT, T., vs Tulsa (Aug 31, 2017)
		Waitman, Corliss, at South Alabama (Sep 08, 2017)
Punting Avg	48.7	Winslow, R., at Pitt (9/16/17)
Long Punt	63	Winslow, R., at Pitt (9/16/17)
Punts inside 20	3	Winslow, R., at Pitt (9/16/17)
Long Punt Return	0	
Long Kickoff Return	42	Turpin, K., vs TCU (Sep 23, 2017)
Tackles	10	WHITFIELD, M., vs Tulsa (Aug 31, 2017)
Sacks	1.0	SHINDELAR, K., vs Tulsa (Aug 31, 2017)
		SMITH, J., vs Tulsa (Aug 31, 2017)
		Turner, Tyree, at South Alabama (Sep 08, 2017)
		Weaver, R., at Pitt (9/16/17)
		Boesen, Mat, vs TCU (Sep 23, 2017)
		Banogu, Ben, vs TCU (Sep 23, 2017)
		Collier, L.J., vs TCU (Sep 23, 2017)
		Jones, Tony, at Texas Tech (Sep 30, 2017)
Tackles For Loss	3.0	WHITFIELD, M., vs Tulsa (Aug 31, 2017)
Interceptions	1	Maddox, A., at Pitt (9/16/17)
		Orr, Nick, vs TCU (Sep 23, 2017)
		Collier, L.J., vs TCU (Sep 23, 2017)
		Bradley, Chris, vs TCU (Sep 23, 2017)
		Fields, D., at Texas Tech (Sep 30, 2017)

## OPPONENT TEAM GAME HIGHS

Rushes	60	vs Tulsa (Aug 31, 2017)
Yards Rushing	244	vs Tulsa (Aug 31, 2017)
Yards Per Rush	4.6	vs TCU (Sep 23, 2017)
TD Rushes	4	vs TCU (Sep 23, 2017)
Pass attempts	46	at Texas Tech (Sep 30, 2017)
Pass completions	29	at Texas Tech (Sep 30, 2017)
Yards Passing	330	at Texas Tech (Sep 30, 2017)
Yards Per Pass	8.2	at Pitt (9/16/17)
TD Passes	1	at South Alabama (Sep 08, 2017)
		at Pitt (9/16/17)
		vs TCU (Sep 23, 2017)
		at Texas Tech (Sep 30, 2017)
Total Plays	98	vs Tulsa (Aug 31, 2017)
Total Offense	466	vs TCU (Sep 23, 2017)
Yards Per Play	5.7	at Pitt (9/16/17)
Points	44	vs TCU (Sep 23, 2017)
Sacks By	3	vs TCU (Sep 23, 2017)
First Downs	32	vs TCU (Sep 23, 2017)
Penalties	8	at Texas Tech (Sep 30, 2017)
Penalty Yards	63	at Texas Tech (Sep 30, 2017)
Turnovers	2	vs Tulsa (Aug 31, 2017)
		at South Alabama (Sep 08, 2017)
		at Pitt (9/16/17)
Interceptions By	3	vs TCU (Sep 23, 2017)
Punts	7	vs Tulsa (Aug 31, 2017)
		at South Alabama (Sep 08, 2017)
Punting Avg	48.7	at Pitt (9/16/17)
Long Punt	63	at Pitt (9/16/17)
Punts inside 20	3	at Pitt (9/16/17)
Long Punt Return	0	





# OKLAHOMA STATE STATISTICS

## GAME-BY-GAME PLAYER PARTICIPATION

	Name	GP/GS	TU	USA	PITT	TCU	TTU
41	Abbott, Britton	5/5	START	START	START	START	START
9	Akern, Gyasi	5/-	XXX	XXX	XXX	XXX	XXX
10	Alexander, T.	4/-	XXX	XXX	XXX	XXX	...
49	Ammendola, Matt	5/-	XXX	XXX	XXX	XXX	XXX
3X	Ateman, Marcell	5/2	XXX	XXX	XXX	START	START
90	Bakari, Taaj	4/-	XXX	XXX	XXX	...	XXX
6	Baker, Adrian	4/-	...	XXX	XXX	XXX	XXX
1D	Balous, Bryce	5/-	XXX	XXX	XXX	XXX	XXX
37	Barksdale-Blair	1/-	XXX	...	...	...	...
94	Brailford, J.	5/1	XXX	XXX	XXX	XXX	START
2I	Brown, Bryce	1/-	XXX	...	...	...	...
6X	Brown, Keenen	3/-	...	...	XXX	XXX	XXX
24	Brown, LD	3/-	XXX	XXX	XXX	...	...
1X	Bundage, Calvin	5/2	XXX	START	XXX	START	XXX
87	Carter, Logan	5/-	XXX	XXX	XXX	XXX	XXX
99	Carter, Trey	5/-	XXX	XXX	XXX	XXX	XXX
78	Cochran, Aaron	5/5	START	START	START	START	START
35	Cook, Chance	5/-	XXX	XXX	XXX	XXX	XXX
14	Cornelius, T.	2/-	XXX	...	XXX	...	...
60	Crabtree, Zach	4/4	START	START	START	...	START
2X	Curry, Darius	3/-	XXX	XXX	XXX	...	...
79	Daniels, Darrión	5/5	START	START	START	START	START
3	Edison-McGruder	3/3	START	...	...	START	START
47	Ferguson, Tyler	2/-	...	...	XXX	XXX	...
42	Finefeuiaki, S.	5/1	XXX	XXX	START	XXX	XXX
31	Flowers, Tre	5/5	START	START	START	START	START
66	Galea, Lemaefe	3/-	XXX	XXX	XXX	...	...
76	Galloway, Dylan	5/-	XXX	XXX	XXX	XXX	XXX
86	Grant, Triston	2/-	XXX	XXX	...	...	...
4	Green, A.J.	5/5	START	START	START	START	START
18	Green, Z.	5/-	XXX	XXX	XXX	XXX	XXX
16	Harper, Devin	5/-	XXX	XXX	XXX	XXX	XXX
25	Harper, Madre	2/-	XXX	XXX	...	...	...
33	Henry, Kevin	1/-	XXX	...	...	...	...
5	Hill, Justice	5/5	START	START	START	START	START
59	Hockett, Matt	2/-	XXX	XXX	...	...	...
70	Hughes, Ben	2/-	XXX	XXX	...	...	...
4J	Hupp, Luke	1/-	...	...	XXX	...	...
73	Jenkins, Teven	5/1	XXX	XXX	XXX	START	XXX
13	Johnson, Tyron	4/-	XXX	XXX	...	XXX	XXX
2D	Kearse, Malik	4/-	XXX	XXX	XXX	...	XXX
75	Keyes, Marcus	5/5	START	START	START	START	START
27	King, J.D.	5/-	XXX	XXX	XXX	XXX	XXX
15	Lacy, Chris	4/3	START	START	START	...	XXX
95	Leveni, Vili	5/5	START	START	START	START	START
71	Lundblade, Brad	5/5	START	START	START	START	START
1	McCleskey, Jalen	5/4	START	START	XXX	START	START
2E	McKnight, Cole	1/-	XXX	...	...	...	...
5X	Morrow, Jerel	5/-	XXX	XXX	XXX	XXX	XXX
92	Murray, Cameron	3/-	XXX	XXX	XXX	...	...
2H	Mwaniki, Thabo	5/1	XXX	START	XXX	XXX	XXX
68	Noel, Delonte	2/-	...	XXX	XXX	...	...
1A	Ogbongbemiga	5/-	XXX	XXX	XXX	XXX	XXX
91	Osborne, D.	5/5	START	START	START	START	START
93	Owens, Jarrell	5/-	XXX	XXX	XXX	XXX	XXX
8I	Parker, Austin	3/-	XXX	XXX	XXX	...	...
19	Phillips, Justin	5/5	START	START	START	START	START
38	Redwine-Bryant	2/-	XXX	...	...	XXX	...
57	Reed, Walker	1/-	XXX	...	...	...	...
7	Richards, Ramon	5/5	START	START	START	START	START
20	Rodriguez, M.	1/-	...	...	...	...	XXX
2	Rudolph, Mason	5/5	START	START	START	START	START
50	Schneider, Ry	3/-	XXX	XXX	XXX	...	...
29	Sinor, Zach	5/-	XXX	XXX	XXX	XXX	XXX
5F	Smith, Enoch	5/-	XXX	XXX	XXX	XXX	XXX
17	Stoner, Dillon	5/-	XXX	XXX	XXX	XXX	XXX
12	Tucker, Kirk	5/1	XXX	XXX	START	XXX	XXX
63	Walkingstick, S.	5/-	XXX	XXX	XXX	XXX	XXX
80	Wallace, Tylan	5/-	XXX	XXX	XXX	XXX	XXX
82	Walterscheid	5/2	START	XXX	START	XXX	XXX
28	Washington, J.	5/5	START	START	START	START	START
89	Webber, Tralund	5/-	XXX	XXX	XXX	XXX	XXX
45	Whitener, Chad	5/5	START	START	START	START	START
56	Williams, Larry	3/3	START	START	START	...	...
8	Williams, R.	5/5	START	START	START	START	START
22	Wilson, Ja'Ron	1/-	XXX	...	...	...	...
72	Wilson, Johnny	5/2	XXX	XXX	XXX	START	START
88	Wolf, Landon	5/-	XXX	XXX	XXX	XXX	XXX
11	Wudtee, Keondre	1/-	...	XXX	...	...	...