



# OKLAHOMA STATE COWBOYS

COMMUNICATIONS CONTACTS: GAVIN LANG (GAVIN.LANG@OKSTATE.EDU) AND SEAN MAGUIRE (SEAN.MAGUIRE@OKSTATE.EDU)

## OKLAHOMA

3 p.m. CT | Nov. 4, 2017 | Boone Pickens Stadium (56,790)

**TV:** FS1 (Gus Johnson, Joel Klatt and Jenny Taft)  
In Stillwater: Suddenlink (37/237); DirecTV (219); Dish (150)  
In Oklahoma City: Cox (67); DirecTV (219); Dish (150)  
In Tulsa: DirecTV (219); Dish (150)

**Radio:** Cowboy Radio Network

(Dave Hunziker, John Holcomb & Robert Allen)

**National Radio:** Compass Media Networks (Jesse Agler & Chad Brown)

**Satellite Radio:** Sirius 132, XM 199, Internet 953

**Internet Radio:** <http://okla.st/osutunein>

**Live Stats:** [okstate.com](http://okstate.com)

## OKLAHOMA STATE SCHEDULE/RESULTS

Date	Opponent	Time/Result	TV
8/31	Tulsa	W, 59-24	FS1
9/8	at South Alabama	W, 44-7	ESPN2
9/16	at Pittsburgh	W, 59-21	ESPN
9/23	No. 16/15 TCU	L, 31-44	ESPN
9/30	at Texas Tech	W, 41-34	FOX
10/14	Baylor	W, 59-16	FS1
10/21	at Texas	W, 13-10 OT	ABC
10/28	at No. 22 West Virginia	W, 50-39	ABC
11/4	No. 8 Oklahoma	3 p.m. CT	FS1
11/11	at Iowa State	TBA	TBA
11/18	Kansas State	TBA	TBA
11/25	Kansas	TBA	TBA
12/2	Big 12 Championship Game	11:30 a.m. CT	FOX

## OKLAHOMA SCHEDULE/RESULTS

Date	Opponent	Time/Result
9/2	UTEP	W, 56-7
9/9	at No. 2 Ohio State	W, 31-16
9/16	Tulane	W, 56-14
9/23	at Baylor	W, 49-41
10/7	Iowa State	L, 31-38
10/14	vs. Texas	W, 29-24
10/21	at Kansas State	W, 42-35
10/28	Texas Tech	W, 49-27
11/4	at No. 11 Oklahoma State	3:00 p.m.
11/11	TCU	TBA
11/18	at Kansas	TBA
11/25	West Virginia	TBA

## SERIES CAPSULE

Series History	Oklahoma leads, 85-19-7
In Stillwater	Oklahoma leads, 38-7-5
In Norman	Oklahoma leads, 41-10-2
At Neutral	Oklahoma leads, 6-2
First Meeting (1904)	Oklahoma 75, OSU 0
Last Meeting (2016)	Oklahoma 38, OSU 20
Last OSU Win (2015)	OSU 38, Oklahoma 35 (OT)
Last OU Win (2016)	Oklahoma 38, OSU 20
Gundy vs. Oklahoma	2-10
Riley vs. OSU	0-0

## GAME CAPSULE



No. 8/9 Oklahoma  
**SOONERS**  
7-1; 4-1 Big 12

**Coach Lincoln Riley**  
Texas Tech, 2006  
Career: 7-1/1st year  
At Oklahoma: Same

No. 11/10 Oklahoma State  
**COWBOYS**  
7-1; 4-1 Big 12

**Coach Mike Gundy**  
Oklahoma State, 1990  
Career: 111-51/13th year  
At Oklahoma State: Same

## TEAM STATISTICAL COMPARISON

Category	FBS Rk	Value	FBS Rk	Value
Total Offense	1	586.1	3	569.3
Rushing Offense	27	216.5	35	198.6
Passing Offense	3	369.6	2	370.6
Team Passing Efficiency	1	199.96	4	171.85
Scoring Offense	6	42.9	4	44.5
Total Defense	57	382.1	39	358.1
Rushing Defense	44	142.5	25	125.4
Passing Yards Allowed	88	239.6	79	232.8
Team Passing Efficiency Defense	99	141.36	16	108.0
Scoring Defense	60	25.3	51	24.4
Turnover Margin	80	-0.25	57	0.13
3rd Down Conversion Pct	18	0.464	7	0.486
4th Down Conversion Pct	107	0.357	15	0.700
3rd Down Conversion Pct Defense	80	0.411	64	0.379
4th Down Conversion Pct Defense	91	0.571	96	0.583
Red Zone Offense	29	0.902	67	0.848
Red Zone Defense	102	0.889	62	0.828
Net Punting	51	38.63	83	37.26
Punt Returns	107	4.2	93	5.23
Kickoff Returns	84	19.91	102	18.5
First Downs Offense	7	213	5	221
First Downs Defense	66	160	73	166
Fewest Penalties Per Game	57	6.0	28	5.25
Fewest Penalty Yards Per Game	92	62.38	38	47.13
Time of Possession	38	31:09	95	28:39

## BIG 12 STANDINGS

Team	Big 12	All
Oklahoma State	4-1	7-1
Oklahoma	4-1	7-1
TCU	4-1	7-1
Iowa State	4-1	6-2
West Virginia	3-2	5-3
Texas	3-2	4-4
Kansas State	2-3	4-4
Texas Tech	1-4	4-4
Kansas	0-5	1-7
Baylor	0-5	0-8



## SERIES HISTORY (LAST 25 GAMES)

1992	T	15-15	H
1993	L	0-31	A
1994	L	14-33	H
1995	W	12-0	A
1996	L	17-27	H
1997	W	30-7	A
1998	W	41-26	H
1999	L	7-44	A
2000	L	7-12	H
2001	W	16-13	A
2002	W	38-28	H
2003	L	9-52	A
2004	L	35-38	H
2005	L	14-42	A
2006	L	21-27	H
2007	L	17-49	A
2008	L	41-61	H
2009	L	0-27	A
2010	L	41-47	H
2011	W	44-10	H
2012	L ot	48-51	A
2013	L	24-33	H
2014	W ot	38-35	A
2015	L	23-58	H
2016	L	20-38	A



# OKLAHOMA STATE HEAD COACH MIKE GUNDY



## MIKE GUNDY

Head Coach | 13th Year | Oklahoma State, 1990

### CAREER TRACK

Year	School	Position
1990	Oklahoma State	Receivers
1991-93	Oklahoma State	Quarterbacks
1994-95	Oklahoma State	Offensive Coordinator
1996	Baylor	Quarterbacks/Passing Game Coordinator
1997-2000	Maryland	Quarterbacks/Pass Game Coordinator/Receivers
2001-04	Oklahoma State	Assistant Head Coach/Offensive Coordinator
2005-present	Oklahoma State	Head Coach

### OKLAHOMA STATE UNDER MIKE GUNDY

► Since 2010, Oklahoma State has five seasons with at least 10 wins, an outright Big 12 title (2011) and a share of the Big 12 South title (2010). The Cowboys reached the top 10 of the Associated Press poll in 2008, 2009, 2010, 2011, 2013, 2015, 2016 and 2017.

► Four times has Mike Gundy coached the Cowboys to a bowl game now referred to as one of the New Year's Six since 2010. The Pokes appeared in the 2010 Cotton Bowl, the 2012 Fiesta Bowl, the 2014 Cotton Bowl and the 2016 Sugar Bowl.

► Oklahoma State has been ranked in the top 15 of the Associated Press poll in nine of the last 10 seasons and has posted 10-win seasons five of the last seven years. Only once has OSU finished lower than third in the Big 12 since 2009.

► OSU has scored six victories over teams ranked in the Associated Press top 10 since 2008.

► OSU's current streak of 11 straight bowl games is the best in the history of the program.

► 21 Gundy-era Cowboys have been drafted into the NFL, with six of those 21 chosen in the first round.

### MOST WINS SINCE 2010

School	Wins
1. Alabama	94
2. Clemson	83
3. Stanford	82
4. Boise State	80
Florida State	80
Oklahoma	80
7. Wisconsin	79
8. Oregon	78
9. Northern Illinois	76
10. <b>Oklahoma State</b>	<b>75</b>
LSU	75
12. Michigan State	74
Ohio State*	74
14. Georgia	72
15. TCU	71

\*2010 adjusted to 0-0 by NCAA

### MOST WINS AT CURRENT SCHOOL

(Active coaches only)

1. 206	Bill Snyder, Kansas State	26th year
2. 156	Gary Patterson, TCU	17th year
3. 140	Kirk Ferentz, Iowa	19th year
4. 127	Nick Saban, Alabama	11th year
5. 111	<b>Mike Gundy, Oklahoma State</b>	<b>13th year</b>
9. 108	Kyle Whittingham, Utah	13th year
7. 96	Dabo Swinney, Clemson	10th year
96	Mark Dantonio, Michigan State	11th year
9. 94	Frank Solich, Ohio	13th year

### GUNDY YEAR-BY-YEAR HEAD COACHING RECORD

Year	Overall	Home	Away	Neutral	League Record	Finish
2005	4-7	3-3	1-4	0-0	1-7	6th South
2006	7-6	4-2	1-4	2-0	3-5	5th South
2007	7-6	4-2	2-4	1-0	4-4	3rd South
2008	9-4	6-1	2-2	1-1	5-3	4th South
2009	9-4	6-2	3-1	0-1	6-2	2nd South
2010	11-2	5-2	5-0	1-0	6-2	T1st South
2011	12-1	6-0	5-1	1-0	8-1	1st
2012	8-5	6-1	1-4	1-0	5-4	T3rd
2013	10-3	5-1	4-1	1-1	7-2	T2nd
2014	7-6	4-2	2-3	1-1	4-5	7th
2015	10-3	5-2	5-0	0-1	7-2	2nd
2016	10-3	6-1	3-2	1-0	7-2	T2nd
2017	7-1	2-1	5-0	0-0	4-1	-
Career	111-51	62-20	39-26	10-5	67-40	-

### NOTING GUNDY

- 2011 winner of the Paul "Bear" Bryant College Coach of the Year Award and the Eddie Robinson National Coach of the Year Award.
- Finalist for the Eddie Robinson National Coach of the Year Award and the Liberty Mutual National Coach of the Year Award in both 2010 and 2011.
- 2010 Big 12 Coach of the Year.
- 2015 AFCA Region 4 Coach of the Year.

### The 10 years Before Gundy

	Gundy Era (2005-pres.)	Before Gundy (1995-2004)
Top-25 National Finishes	5	1
Top-20 National Finishes	5	0
Top-15 National Finishes	3	0
Top-10 National Finishes	1	0
Top-5 National Finishes	1	0
Seasons with at least 10 wins	5	0
Seasons with at least nine wins	8	1
Seasons with at least eight wins	9	3
Conference Record	67-40	32-49
Top-3 Finishes in Conf. Standings	7	0
All-Americans	17	4
Conference Player of the Year	6	0
First-Round NFL Draft Picks	6	3
Bowl Appearances	11	4
Bowl Victories	7	1

### LONGEST-TENURED COACHES AT THEIR CURRENT SCHOOL (ACTIVE)

1. Bill Snyder, Kansas State	26th year
2. Kirk Ferentz, Iowa	19th year
3. Gary Patterson, TCU	17th year
4. <b>Mike Gundy, Oklahoma State</b>	<b>13th year</b>
Frank Solich, Ohio	13th year
Rick Stockstill, Middle Tennessee	13th year
Kyle Whittingham, Utah	13th year

### HEAD COACHES AT THEIR ALMA MATER

Troy Calhoun	Air Force
Scott Satterfield	Appalachian State
Mike Neu	Ball State
Bryan Harsin	Boise State
Kalani Sitake	BYU
John Bonamego	Central Michigan
Jeff Tedford	Fresno State
Kirby Smart	Georgia
Nick Rolovich	Hawaii
Paul Haynes	Kent State
Mark Richt	Miami (Fla.)
Jim Harbaugh	Michigan
Barry Odom	Missouri
Pat Fitzgerald	Northwestern
<b>Mike Gundy</b>	<b>Oklahoma State</b>
David Shaw	Stanford
Kliff Kingsbury	Texas Tech
Matt Wells	Utah State
Sean Kugler	UTEP
Tim Lester	Western Michigan
Paul Chryst	Wisconsin



# OKLAHOMA STATE DEPTH CHART

## OFFENSE

- LT** 78 Aaron Cochran (6-8; 350; Sr; Atwater, CA)  
76 Dylan Galloway (6-5; 310; RFr; Dallas, TX)
- LG** 75 Marcus Keyes (6-3; 300; RSo; Port Allen, LA)  
68 Deionte Noel (6-2; 325; RJr; Cibola, TX)
- C** 71 Brad Lundblade (6-3; 300; Sr; Argyle, TX) -or-  
72 Johnny Wilson (6-3; 310; RSo; Midland, TX)  
50 Ry Schneider (6-3; 325; RFr; Minco, OK)
- RG** 72 Johnny Wilson (6-3; 310; RSo; Midland, TX) -or-  
73 Teven Jenkins (6-6; 310; RFr; Topeka, KS)  
66 Lemaefe Galea'i (6-4; 340; RJr; Euless, OK)
- RT** 60 Zachary Crabtree (6-7; 310; RSr; Mansfield, TX)  
67 Shane Richards (6-8; 325; Sr; Calgary, Alberta)
- WR** 28 James Washington (6-0; 205; Sr; Stamford, TX)  
13 Tyron Johnson (6-1; 185; RSo; New Orleans, LA)
- WR** 1 Jalen McCleskey (5-10; 170; Jr; Covington, LA)  
17 Dillon Stoner (6-0; 198; RFr; Tulsa, OK)
- WR** 15 Chris Lacy (6-3; 205; Sr; DeSoto, TX) -or-  
3 Marcell Ateman (6-4; 220; RSr; Dallas, TX)
- CW\*** 41 Britton Abbott (6-2; 255; RJr; Liberal, KS)  
6 Keenen Brown (6-3; 250; RJr; Houston, TX)  
42 Sione Finefeuiaki (6-0; 245; Jr; Santa Clara, CA)
- RB** 5 Justice Hill (5-10; 185; So; Tulsa, OK)  
27 J.D. King (5-11; 205; Fr; Fitzgerald, GA)
- QB** 2 Mason Rudolph (6-5; 230; Sr; Rock Hill, SC)  
14 Taylor Cornelius (6-6; 225; RJr; Bushland, TX) -or-  
11 Keondre Wudtee (6-4; 210; RFr; Bossier City, LA)

\*CW - Cowboy Back (a tight end/fullback hybrid)

## DEFENSE

- DE** 95 Vili Leveni (6-4; 280; RSr; Hurst, TX)  
93 Jarrell Owens (6-3; 265; RJr; Palestine, TX)
- DT** 91 DeQuinton Osborne (6-0; 305; RSr; Grand Prairie, TX) -or-  
99 Trey Carter (6-3; 295; RJr; Dallas, TX)
- DT** 79 Darrion Daniels (6-3; 300; Jr; Dallas, TX)  
56 Enoch Smith, Jr. (6-2; 295; Jr; Chicago, IL)
- DE** 94 Jordan Brailford (6-3; 250; RSo; Tulsa, OK)  
82 Cole Walterscheid (6-5; 260; RJr; Muenster, TX) -or-  
89 Tralund Webber (6-5; 250; Sr; Cameron, TX)
- SLB** 1 Calvin Bundage (6-2; 205; So; Edmond, OK) -or-  
3 Kenneth Edison-McGruder (6-0; 220; Jr; Houston, TX)  
12 Kirk Tucker (6-1; 200; Sr; Tucker, GA)
- MLB** 45 Chad Whitener (6-0; 240; RSr; Mansfield, TX)  
9 Gyasi Akem (6-2; 239; Sr; Broken Arrow, OK) -or-  
11 Amen Ogbongbemiga (6-0; 225; RFr; Calgary, Alberta)
- WLB** 19 Justin Phillips (6-0; 230; RJr; Pearland, TX)  
16 Devin Harper (6-1; 240; RFr; Knoxville, TN)
- CB** 8 Rodarius Williams (6-0; 180; RFr; Shreveport, LA)  
6 Adrian Baker (5-11; 180; Sr; Hallandale, FL) -or-  
2 Darius Curry (6-1; 205; RSr; Flowery Branch, GA)
- FS** 31 Tre Flowers (6-3; 200; RSr; Converse, TX)  
5 Jerel Morrow (5-10; 205; RSr; Emporia, KS)
- SS** 7 Ramon Richards (5-11; 185; Sr; San Antonio, TX)  
18 Za'Carrius Green (5-11; 205; RSo; Duncanville, TX) -or-  
2 Darius Curry (6-1; 205; RSr; Flowery Branch, GA)
- CB** 4 A.J. Green (6-1; 180; So; DeSoto, TX)  
25 Malik Kearse (6-0; 170; Sr; Miami, FL)

## SPECIAL TEAMS

- P** 29 Zach Sinor (5-10; 223; RJr; Castroville, TX)  
59 Matt Hockett (6-2; 215; RJr; Norman, OK)
- KO** 49 Matt Ammendola (5-9; 195; RSo; Lansdale, PA)  
59 Matt Hockett (6-2; 215; RJr; Norman, OK)
- PK** 49 Matt Ammendola (5-9; 195; RSo; Lansdale, PA) -or-  
59 Matt Hockett (6-2; 215; RJr; Norman, OK)
- LS** 63 Sam Walkingstick (5-11; 200; RSo; Sallisaw, OK) -or-  
53 Matt Hembrough (6-3; 192; Fr; Lisle, IL)
- H** 29 Zach Sinor (5-10; 223; RJr; Castroville, TX)  
17 Dillon Stoner (6-0; 198; RFr; Tulsa, OK)
- PR** 17 Dillon Stoner (6-0; 198; RFr; Tulsa, OK)  
1 Jalen McCleskey (5-10; 170; Jr; Covington, LA) -or-  
80 Tylan Wallace (6-0; 185; Fr; Fort Worth, TX)
- KR** 13 Tyron Johnson (6-1; 185; RSo; New Orleans, LA)  
15 Chris Lacy (6-3; 205; Sr; DeSoto, TX)

## PRONUNCIATIONS

- |    |                   |                           |
|----|-------------------|---------------------------|
| 3  | Marcell Ateman    | EIGHT-man                 |
| 5  | Jerel Morrow      | juh-RELL                  |
| 7  | Ramon Richards    | ruh-MOAN                  |
| 8  | Rodarius Williams | roh-DARE-ee-us            |
| 9  | Gyasi Akem        | JAH-see uh-KEM            |
| 11 | Keondre Wudtee    | kee-AWN-dray WOOD-tee     |
| 11 | Amen Ogbongbemiga | AY-men                    |
|    |                   | awg-BONG-beh-MEE-guh      |
| 13 | Tyron Johnson     | TIE-ruhn                  |
| 18 | Za'Carrius Green  | zuh-CARE-ee-us            |
| 25 | Malik Kearse      | muh-LEEK curse            |
| 29 | Zach Sinor        | SIGH-ner                  |
| 42 | Sione Finefeuiaki | see-OH-nay                |
|    |                   | FEE-nay-FAY-you-ee-AH-kee |
| 45 | Chad Whitener     | WHITE-ner                 |
| 73 | Teven Jenkins     | TEV-in                    |
| 82 | Cole Walterscheid | walter-SHIED (not -SHEED) |
| 89 | Tralund Webber    | TRAY-luhnd                |
| 90 | Taaj Bakari       | TAWJH buh-KAR-ee          |
| 93 | Jarrell Owens     | juh-RELL                  |
| 95 | Vili Leveni       | VILL-ee luh-VEN-ee        |

## ASSISTANT COACHES AND GAMEDAY LOCATIONS



**JOE BOB CLEMENTS**  
Defensive Line  
Fifth Year at Oklahoma State  
Gameday Location: Field



**DAN HAMMERSCHMIDT**  
Safeties  
Third Year at Oklahoma State  
Gameday Location: Press Box



**GLENN SPENCER**  
Defensive Coordinator/Linebackers  
10th Year at Oklahoma State  
Gameday Location: Press Box



**TIM DUFFIE**  
Cornerbacks  
Fifth Year at Oklahoma State  
Gameday Location: Field



**JOSH HENSON**  
Offensive Line  
Seventh Year at Oklahoma State  
Gameday Location: Press Box



**JOHN WOZNIAK**  
Running Backs  
First Year at Oklahoma State  
Gameday Location: Field



**KASEY DUNN**  
Receivers  
Seventh Year at Oklahoma State  
Gameday Location: Field



**JASON MCENDOO**  
Cowboy Backs  
Third Year at Oklahoma State  
Gameday Location: Field



**MIKE YURCICH**  
Offensive Coordinator/Quarterbacks  
Fifth Year at Oklahoma State  
Gameday Location: Press Box



## PLAYER TIDBITS - OFFENSE

Left Tackle		Left Guard		Center		Right Guard		Right Tackle	
<b>78</b>	<b>Aaron Cochran</b> 6-8; 350; Sr; Atwater, CA	<b>75</b>	<b>Marcus Keyes</b> 6-3; 300; RSo; Port Allen, LA	<b>71</b>	<b>Brad Lundblade</b> 6-3; 300; Sr; Argyle, TX	<b>72</b>	<b>Johnny Wilson</b> 6-3; 310; RSo; Midland, TX	<b>60</b>	<b>Zachary Crabtree</b> 6-7; 310; RSo; Mansfield, TX
<ul style="list-style-type: none"> <li>▶ A graduate transfer from California who played in 28 games and started in 16 during his time with the Golden Bears. Protected a pair of highly-productive QBs in Jared Goff and Davis Webb.</li> <li>▶ Helped Cal's offense rank among the top 25 nationally in eight categories including fewest tackles for loss allowed and fewest sacks allowed.</li> <li>▶ Has started every game in 2017.</li> </ul>		<ul style="list-style-type: none"> <li>▶ Up-and-comer who's started every game since last season.</li> <li>▶ Redshirted as a true freshman in 2015 and converted to guard during preseason camp in 2016.</li> <li>▶ The last addition to OSU's 2015 signing class, added the night before signing day.</li> <li>▶ Father, who is also named Marcus Keyes, was a defensive lineman for the Chicago Bears in 1996-97.</li> </ul>		<ul style="list-style-type: none"> <li>▶ OSU's first-team center who returned to the lineup last week.</li> <li>▶ 2016 CoSIDA first-team Academic All-American.</li> <li>▶ One-time walk-on put on scholarship prior to the 2015 season.</li> <li>▶ First-team Academic All-Big 12 and first-team Academic All-District selection by CoSIDA in 2015 and again in 2016.</li> <li>▶ Serving on the Big 12 SAAC.</li> <li>▶ Three-time discus state champ.</li> </ul>		<ul style="list-style-type: none"> <li>▶ Has started the last five games on the offensive line - starting at right guard against TCU and at Texas Tech, then moving to center for OSU's wins over Baylor and Texas, then back to right guard for the win at WVU.</li> <li>▶ Though he started at right guard at Texas Tech, he was forced to move to center in that game when Brad Lundblade went out due to injury.</li> </ul>		<ul style="list-style-type: none"> <li>▶ 2016 second-team All-Big 12 by the coaches.</li> <li>▶ 2014 second-team Academic All-Big 12 selection.</li> <li>▶ Leads the team with 41 career starts.</li> <li>▶ Missed the TCU game to injury.</li> <li>▶ The 2015 recipient of the Vernon Grant Award, presented by the OSU coaching staff to players who show outstanding leadership, spirit and enthusiasm.</li> </ul>	
<b>76</b>	<b>Dylan Galloway</b> 6-5; 310; RFr; Dallas, TX	<b>68</b>	<b>Deionte Noel</b> 6-2; 325; R Jr; Cibola, TX	<b>50</b>	<b>Ry Schneider</b> 6-3; 325; RFr; Minco, OK	<b>73</b>	<b>Teven Jenkins</b> 6-6; 310; RFr; Topeka, KS	<b>67</b>	<b>Shane Richards</b> 6-8; 325; Sr; Calgary, Alberta, Can.
<ul style="list-style-type: none"> <li>▶ Showed promise as part of the scout team last season.</li> <li>▶ Has seen game action this year.</li> </ul>		<ul style="list-style-type: none"> <li>▶ Has seen action in four games this season.</li> <li>▶ Six career appearances at OSU.</li> </ul>		<ul style="list-style-type: none"> <li>▶ A young prospect who has played in four games in 2017.</li> </ul>		<ul style="list-style-type: none"> <li>▶ Earned his first career start vs. TCU and has started three of the last five games.</li> </ul>		<ul style="list-style-type: none"> <li>▶ Has great size and can play multiple positions on the line.</li> <li>▶ One of three Canadian Cowboys.</li> </ul>	

Wide Receiver		Wide Receiver		Wide Receiver		Wide Receiver		Cowboy Back	
<b>28</b>	<b>James Washington</b> 6-0; 215; Sr; Stamford, TX	<b>1</b>	<b>Jalen McCleskey</b> 5-10; 170; Jr; Covington, LA	<b>3</b>	<b>Marcell Ateman</b> 6-4; 220; RSr; Dallas, TX	<b>13</b>	<b>Tyron Johnson</b> 6-1; 185; RSo; New Orleans, LA	<b>41</b>	<b>Britton Abbott</b> 6-2; 255; RJr; Liberal, KS
<ul style="list-style-type: none"><li>▶ Favorite for the Biletnikoff and a midseason All-American by every major outlet.</li><li>▶ Second on OSU's career rec. yards list with 3,928 and needs 487 to pass Rashaun Woods.</li><li>▶ Needs 659 rec. yards to become the Big 12's all-time career leader.</li><li>▶ 2nd in FBS with 125.6 rec. YPG.</li><li>▶ The FBS active career leader in receiving touchdowns (34), receiving yards (3,928) and 2nd in yards per catch (19.9).</li><li>▶ 40 straight games with a catch dating back to his freshman year, the second longest active streak in the nation.</li><li>▶ 17 career 100-yard rec. games, including four in the last six and six in the last nine games.</li></ul>		<ul style="list-style-type: none"><li>▶ Had career highs at Pittsburgh in receiving yards (162) and receiving touchdowns (3).</li><li>▶ His 15 career rec. TDs are second on the team to Washington.</li><li>▶ His 73 receptions in 2016 were the most for any Big 12 player returning in 2017.</li><li>▶ 4 career 100-yard rec. games.</li><li>▶ Had two games with double-digit catches last season.</li><li>▶ Last week's WVU game ended a streak of 29 straight games with a catch that dated back to Oct. 3, 2015, his freshman season.</li><li>▶ One of OSU's fastest players.</li><li>▶ Father, J.J., played for the NFL's Saints and Cardinals.</li><li>▶ Also a talented punt returner who's returned a punt for a TD.</li></ul>		<ul style="list-style-type: none"><li>▶ Missed last season after a very productive junior season in 2015.</li><li>▶ Has had 100 yards receiving in four of the last six games.</li><li>▶ His 34 catches and 668 rec. yds are second on the team this year and his 4 TD catches are third.</li><li>▶ 69-yard TD catch vs. Pitt.</li><li>▶ Second on the team with 1,978 career receiving yards.</li><li>▶ OSU's biggest receiver and an outstanding perimeter blocker.</li></ul>		<p><b>Pronounced TIE-ruhn</b></p> <ul style="list-style-type: none"><li>▶ Transferred to OSU from LSU during preseason camp in 2015 and sat out last season per NCAA transfer rules.</li><li>▶ A five-star prospect coming out of high school who was the No. 2 receiver in the class of 2015.</li><li>▶ Caught a 44-yard TD on his first target at OSU in week one.</li><li>▶ Tallied nine catches for 150 yards with two TDs at LSU.</li></ul>		<ul style="list-style-type: none"><li>▶ Came to OSU as a walk-on who started out on the scout team and has now earned a scholarship and a role on Saturdays.</li><li>▶ A 2016 First Team Academic All-Big 12 selection.</li><li>▶ Has started all but two games this season and been an important role player in every game.</li><li>▶ Played QB in high school.</li><li>▶ Son of former New York Giant Cliff Abbott.</li></ul>	
<b>15</b>	<b>Chris Lacy</b> 6-3; 205; Sr; DeSoto, TX	<b>17</b>	<b>Dillon Stoner</b> 6-0; 198; RFr; Tulsa, OK					<b>6</b>	<b>Keenen Brown</b> 6-3; 250; RJr; Houston, TX
<ul style="list-style-type: none"><li>▶ Graduated third in his HS class and is majoring in industrial engineering and management.</li></ul>				<ul style="list-style-type: none"><li>▶ Career highs vs. Pitt in rec. yards (100), catches (5), long rec. (54).</li><li>▶ TD catches vs. Pitt and TCU.</li></ul>				<ul style="list-style-type: none"><li>▶ A converted receiver who has started in two of the last three games.</li></ul>	

Running Back	
<b>5</b>	<b>Justice Hill</b> 5-10; 185; So; Tulsa, OK
<ul style="list-style-type: none"> <li>▶ Leads the Big 12 and ranks among the top 20 nationally with 836 rushing yards and 104.5 rushing yards per game, despite playing on the No. 2 passing offense in the nation.</li> <li>▶ Career-high 164 rushing yards at Texas Tech this year. Has 11 career games with at least 100 yards, including eight of his last 12 outings and four of his last five games.</li> <li>▶ Has put on 15 pounds of muscle since his freshman year began.</li> <li>▶ The 2016 FBS freshman rushing champion with 1,142 yards - a total that makes him Oklahoma State's all-time leading freshman rusher. That mark was also the fifth-highest total by a freshman in Big 12 Conference history.</li> <li>▶ 2016 honors included FWAA Freshman All-America First Team, USA Today Freshman All-America First Team, Big 12 Newcomer of the Year (Associated Press), Big 12 Offensive Freshman of the Year (Coaches) and Second-Team All-Big 12 Team (Coaches).</li> <li>▶ Last year he became the only freshman in school history to rush for 100 yards in six games.</li> <li>▶ His 41.3-inch vertical leap is the highest on the team.</li> </ul>	
<b>27</b>	<b>J.D. King</b> 5-11; 205; Fr; Fitzgerald, GA
<ul style="list-style-type: none"> <li>▶ Career highs with 36 carries for 142 yards last week - the 11th best by a frosh in OSU history.</li> <li>▶ A powerful back who was physically ready for FBS football his first day on campus.</li> <li>▶ His 445 rushing yards this year rank second on the team and second among Big 12 freshmen.</li> </ul>	

Quarterback	
<b>2</b>	<b>Mason Rudolph</b> 6-5; 230; Sr; Rock Hill, SC
<ul style="list-style-type: none"> <li>▶ A Heisman candidate who is perhaps OSU's all-time best QB.</li> <li>▶ 29-7 record as a starter and has led OSU to nine wins in games in which it trailed in the second half.</li> <li>▶ Leads the nation in passing yards (2,866) and passing yards per game (358.3) this season.</li> <li>▶ Responsible for at least 4 touchdowns in six of OSU's seven wins this season.</li> <li>▶ Has thrown for at least 300 yards in seven of his last nine games.</li> <li>▶ OSU's all-time leader with 11,580 passing yds, 778 comp, 1,234 att and 11,635 yards total offense.</li> <li>▶ Among the NCAA's top-five active career leaders in yds per comp (1-14.88), int. avoidance (2-0.178), yds per att (2-9.38), YPG (2-312.97), total offense per play (2-8.11), passing yds (3-11,580), passing eff (4-158.90), total offense (4-11,635), att (5-1,234), comp (5-778) and total offense per game (5-314.46).</li> <li>▶ Set a school record for passing yards in a half vs. Pitt, throwing for 423 in the first half with five touchdowns. That was also the most passing yards in a half vs. an FBS opponent since 2013.</li> <li>▶ Already the owner of no fewer than 32 school records, he set OSU career records for pass completions, passing touchdowns, TDs responsible and wins as a starting QB last week. He also has a very real chance to finish his career as the most efficient passer in Oklahoma State history.</li> <li>▶ Is perhaps OSU's most active player in community service activities; marketing major.</li> </ul>	
<b>14</b>	<b>Taylor Cornelius</b> 6-6; 225; R Jr; Bushland, TX
<ul style="list-style-type: none"> <li>▶ A former walk-on in his third season as an OSU backup, playing in seven career games.</li> <li>▶ Rushed for 66 yards on three carries vs. Baylor, including a 40-yard touchdown run.</li> <li>▶ Comes from an athletic family that includes 1996 Olympic gold medal swimmer Josh Davis.</li> </ul>	





# PLAYER TIDBITS - DEFENSE AND SPECIAL TEAMS

Defensive End		Defensive Tackle		Defensive Tackle		Defensive End	
<b>95</b>	<b>Vili Leveni</b> 6-4; 280; R Sr; Hurst, TX	<b>91</b>	<b>DeQuinton Osborne</b> 6-0; 305; R Sr; Grand Prairie, TX	<b>79</b>	<b>Darriion Daniels</b> 6-3; 300; Jr; Dallas, TX	<b>94</b>	<b>Jordan Brailford</b> 6-3; 250; R So; Tulsa, OK
<ul style="list-style-type: none"> <li>▶ A talented player who is healthy again after missing part of the last two seasons due to injury.</li> <li>▶ Made a major impact on the defensive line last season with his ability to play inside and outside before an injury sidelined him nine games into the season.</li> <li>▶ Made his first career start against Texas last season and has started all but once in 2017.</li> <li>▶ Had a 10-yard sack vs. TCU.</li> </ul>		<ul style="list-style-type: none"> <li>▶ One of the most disruptive defensive linemen in the Big 12 this year and perhaps the best interior d-lineman in the league.</li> <li>▶ His 3.0 sacks this year rank 11th in the Big 12 overall and are the third-most of any interior defensive linemen in the league.</li> <li>▶ Has recorded a sack in three of OSU's eight games this year.</li> <li>▶ A first team NJCAA All-American during his time at Kilgore JC.</li> </ul>		<ul style="list-style-type: none"> <li>▶ Has stepped into the starting role after contributing on the OSU defensive line in each of his first two seasons.</li> <li>▶ Has played in every game since his arrival on OSU's campus.</li> <li>▶ Recorded 15 tackles last season to rank third among OSU's interior defensive linemen.</li> <li>▶ Blocked an extra point against Texas last season.</li> <li>▶ TFL and pass break up at Texas.</li> </ul>		<ul style="list-style-type: none"> <li>▶ Leads all of OSU's defensive linemen with 32 tackles this year.</li> <li>▶ His 3.5 sacks lead the team and rank 7th in the Big 12 this year.</li> <li>▶ Has 4.5 TFL (third on the team) and an interception this season.</li> <li>▶ Has started each of the last four games and played in 19 games in his career.</li> <li>▶ A regular contributor on OSU's Sugar Bowl team in 2015 who missed all of 2016 to injury.</li> </ul>	
<b>93</b>	<b>Jarrell Owens</b> 6-3; 265; R Jr; Palestine, TX	<b>99</b>	<b>Trey Carter</b> 6-3; 295; R Jr; Dallas, TX	<b>56</b>	<b>Enoch Smith, Jr.</b> 6-2; 295; Jr; Chicago, IL	<b>82</b>	<b>Cole Walterscheid</b> 6-5; 260; R Jr; Muenster, TX
<b>Pronounced juh-RELL</b> <ul style="list-style-type: none"> <li>▶ Effective off the edge and was a regular starter as a sophomore.</li> </ul>		<ul style="list-style-type: none"> <li>▶ Had a big sack at UT that forced a fumble and a loss of 34 yards - the longest FBS sack this year.</li> </ul>		<ul style="list-style-type: none"> <li>▶ A big defensive tackle who began his career at Michigan State and did not play last year.</li> </ul>		<b>Pronounced walter-SHIED</b> <ul style="list-style-type: none"> <li>▶ Has started 16 games since the start of the 2016 season.</li> </ul>	

Cornerback		Star Linebacker		Mike Linebacker		Will Linebacker		Cornerback	
<b>8</b>	<b>Rodarius Williams</b> 6-0; 180; R Fr; Shreveport, LA	<b>1</b>	<b>Calvin Bundage</b> 6-2; 205; So; Edmond, OK	<b>45</b>	<b>Chad Whitener</b> 6-0; 240; R Sr; Mansfield, TX	<b>19</b>	<b>Justin Phillips</b> 6-0; 230; R Jr; Pearland, TX	<b>4</b>	<b>A.J. Green</b> 6-1; 180; So; DeSoto, TX
<b>Pronounced roh-DARE-ee-us</b> <ul style="list-style-type: none"> <li>▶ A young, talented player who has started every game at cornerback this season.</li> <li>▶ A Louisiana all-state selection in high school after grabbing four interceptions with two pick-sixes.</li> <li>▶ Was also a standout on the basketball court and the track.</li> <li>▶ His brother, Andraez Williams, plays cornerback for LSU.</li> <li>▶ Three PBUs in the last 3 games.</li> </ul>		<ul style="list-style-type: none"> <li>▶ Has started four games this year - vs. South Alabama, TCU, Texas and West Virginia.</li> <li>▶ A fast, hard-hitting linebacker with 22 tackles, a half-sack and three quarterback hurries to his credit this season.</li> <li>▶ Though he's only a true sophomore, he's already played in 19 career games.</li> <li>▶ Led all Cowboy true freshmen with 13 tackles in 2016.</li> </ul>		<b>Pronounced WHITE-ner</b> <ul style="list-style-type: none"> <li>▶ His 205 career tackles rank second on the team and seventh among all Big 12 players.</li> <li>▶ His 28 career starts rank third on the OSU defense.</li> <li>▶ Native Texan who started his career at Cal in 2013 before transferring in the 2014 summer.</li> <li>▶ Earned national defensive player of the week honors after snagging two interceptions vs. TCU in 2015.</li> </ul>		<ul style="list-style-type: none"> <li>▶ Returned an interception for a touchdown in back-to-back games, one for 25 yards at USA and another for 10 yards at Pitt.</li> <li>▶ Forced two fumbles vs. Baylor.</li> <li>▶ His 42 tackles last season led all OSU underclassmen.</li> <li>▶ Played in all 13 games last year and started against TTU and OU.</li> <li>▶ Had a career day in OSU's win over Texas Tech in 2016, recording a game-high 14 tackles.</li> </ul>		<ul style="list-style-type: none"> <li>▶ A young cornerback who has started every game in 2017.</li> <li>▶ Two interceptions and two PBUs at WVU, returning one for 58 yards to set up a TD.</li> <li>▶ His 3.5 TFL this year leads the OSU secondary.</li> <li>▶ Has six games with at least five tackles this season.</li> <li>▶ Played in nine games in 2016.</li> <li>▶ Part of an athletic family with three cousins playing NCAA DI sports and another in the WNBA.</li> </ul>	
<b>6</b>	<b>Adrian Baker</b> 5-11; 180; Sr; Hallandale, FL	<b>3</b>	<b>Kenneth Edison-McGruder</b> 6-0; 220; Jr; Houston, TX	<b>9</b>	<b>Gyasi Akem</b> 6-2; 239; Sr; Broken Arrow, OK	<b>16</b>	<b>Devin Harper</b> 6-1; 240; R Fr; Knoxville, TN	<b>25</b>	<b>Malik Kearse</b> 6-0; 170; Sr; Miami, FL
<ul style="list-style-type: none"> <li>▶ A graduate transfer who came to Oklahoma State from Clemson.</li> <li>▶ 6 tackles and 2 PBU in 6 games.</li> </ul>		<ul style="list-style-type: none"> <li>▶ A converted safety known for his ferocious hitting.</li> <li>▶ Injured against Baylor and did not play at Texas, but returned at WVU.</li> </ul>		<ul style="list-style-type: none"> <li>▶ Got his first career INT vs. Baylor.</li> <li>▶ Has seen an increased role on defense in 2017.</li> </ul>		<ul style="list-style-type: none"> <li>▶ Blocked a punt at Texas Tech.</li> <li>▶ Has played in all eight games on defense or special teams.</li> </ul>		<ul style="list-style-type: none"> <li>▶ Played in one game in 2016 and had a good fall camp this year.</li> <li>▶ Started career at Fort Scott CC.</li> </ul>	

Strong Safety		Free Safety		Kicker		Kickoff Return		Punt Return	
<b>7</b>	<b>Ramon Richards</b> 5-11; 185; Sr; San Antonio, TX	<b>31</b>	<b>Tre Flowers</b> 6-3; 198; R Sr; Converse, TX	<b>49</b>	<b>Matt Ammendola</b> 5-9; 195; R So; Lansdale, PA	<b>13</b>	<b>Tyron Johnson</b> 6-1; 185; R So; New Orleans, LA	<b>17</b>	<b>Dillon Stoner</b> 6-0; 198; R Fr; Tulsa, OK
<b>Pronounced ruh-MOAN</b> <ul style="list-style-type: none"> <li>▶ One of OSU fans' most beloved off-the-field personalities.</li> <li>▶ Started 23 career games at CB before moving to S this season.</li> <li>▶ Had the game-winning interception in OSU's OT win at Texas.</li> <li>▶ Interception last week at WVU.</li> <li>▶ A converted high school QB who started 9 games at cornerback as a true freshman in 2014.</li> <li>▶ Had offers from both Harvard and Yale out of high school.</li> </ul>		<ul style="list-style-type: none"> <li>▶ Leads the team with 242 career tackles - third in the Big 12.</li> <li>▶ Second in the Big 12 with 9 passes defended this season.</li> <li>▶ Played strong safety until 2017.</li> <li>▶ A second team All-Big 12 selection last year who ranks first on the defense with 39 starts.</li> <li>▶ Competed as long jumper at OSU.</li> <li>▶ Second team Academic All-Big 12 honoree in 2015.</li> <li>▶ His uncle, Erik Flowers, played seven seasons in the NFL.</li> </ul>		<ul style="list-style-type: none"> <li>▶ 2nd in Big 12 and 10th in FBS with 10 pts per game in 2017.</li> <li>▶ Made a 53-yard FG at USA.</li> <li>▶ 4-for-6 on 40-plus FGAs in 2017.</li> <li>▶ Big 12 Wk 2 Player of the Week.</li> <li>▶ Game-winning FG in OT at Texas.</li> <li>▶ A walk-on who also made a 53-yard field goal last year.</li> </ul>		<ul style="list-style-type: none"> <li>▶ A twitchy returner with the ability to make people miss.</li> <li>▶ Has averaged more than 20 yards on 12 returns this year with a long of 31 yards.</li> <li>▶ Transferred to OSU from LSU during preseason camp in 2015 and sat out last season per NCAA transfer rules.</li> <li>▶ Rated as a five-star prospect by Rivals coming out of high school and was considered the No. 2 receiver in the class of 2015.</li> </ul>		<ul style="list-style-type: none"> <li>▶ Assumed primary punt return duties as part of Oklahoma State's win over Texas, returning three punts for 14 yards in that contest.</li> <li>▶ Had two punt returns last week at WVU, including a season-best 20-yarder to help switch the field for the OSU offense.</li> <li>▶ Led Jenks HS to four state titles while starring at WR, DB, punter and return man. He also was the holder on place kicks.</li> </ul>	
<b>18</b>	<b>Za'Carrius Green</b> 5-11; 205; R So; Duncanville, TX	<b>5</b>	<b>Jerel Morrow</b> 6-3; 198; R Sr; Converse, TX	<b>Punter</b> <b>29</b> <b>Zach Sinor</b> 5-10; 223; R Jr; Castroville, TX		<b>15</b>	<b>Chris Lacy</b> 6-3; 205; Sr; DeSoto, TX	<b>80</b>	<b>Tylan Wallace</b> 6-0; 185; Fr; Fort Worth, TX
<ul style="list-style-type: none"> <li>▶ A developing safety who has competed on special teams.</li> <li>▶ Played in five games last year.</li> </ul>		<ul style="list-style-type: none"> <li>▶ A career special teams contributor who plays on defense in 2017.</li> <li>▶ First career interception at WVU.</li> </ul>		<b>Pronounced SIGH-ner</b> <ul style="list-style-type: none"> <li>▶ Was the nation's best in 2016 at pinning opponents inside their own 20 (62.5%).</li> <li>▶ Started as OSU's punter since his first game as a FR in 2015.</li> <li>▶ Season long 57-yd punt vs. TCU.</li> </ul>		<ul style="list-style-type: none"> <li>▶ Returned two kickoffs last season for 51 yards.</li> <li>▶ 2016 team leadership award.</li> </ul>		<ul style="list-style-type: none"> <li>▶ True freshman playmaker was the highest-rated member of OSU's 2017 recruiting class.</li> </ul>	



# NUMERICAL ROSTER

No.	Name	Pos.	Ht.	Wt.	Exp.	Hometown/Previous School	No.	Name	Pos.	Ht.	Wt.	Exp.	Hometown/Previous School
1	Calvin Bundage	LB	6-2	205	So-1L	Edmond, OK/Santa Fe	52	Tanner Morgan	LS	6-1	235	So-1L	Ankeny, IA/Centennial
1	Jalen McCleskey	WR	5-10	170	Jr-2L	Covington, LA/St. Paul's	53	Matt Hembrough	LS	6-3	192	Fr.	Lisle, IL / Benet
2	Darius Curry	S	6-1	205	RSr-2L	Flowery Branch, GA/Flowery Branch	54	Latu Maile	DT	6-1	305	So-TR	Euleus, TX/Trinity/Tyler JC
2	Mason Rudolph	QB	6-5	230	Sr-2L	Rock Hill, SC/ Northwestern	56	Enoch Smith, Jr.	DT	6-2	295	Jr-TR	Chicago, IL/Mount Carmel/
3	Marcell Ateman	WR	6-4	220	RSr-3L	Dallas, TX/Wylie East							Michigan State/Kennedy-King College
3	Kenneth Edison-McGruder	LB	6-0	220	Jr-2L	Houston, TX/Taylor	56	Larry Williams	OL	6-4	330	RSr-1L	Wilmington, NC/Laney/
4	A.J. Green	CB	6-1	180	So-1L	DeSoto, TX/DeSoto							East Carolina/Hutchinson CC
4	Tracin Wallace	QB	6-0	175	Fr-HS	Fort Worth, TX/South Hills	57	Walker Reed	OL	6-6	350	RFr-RS	Norman, OK/North
5	Justice Hill	RB	5-10	185	So-1L	Tulsa, OK/Booker T. Washington	58	Brett Wilson	OL	6-2	275	RSo-Sq	Cashion, OK/Cashion
5	Jerel Morrow	S	5-10	205	RSr-3L	Emporia, KS/Emporia	59	Matt Hockett	P	6-2	215	RJr-Sq	Norman, OK/Norman
6	Adrian Baker	CB	5-11	180	Sr-TR	Hallandale, FL/Chaminade-Madonna/	60	Zachary Crabtree	OL	6-7	310	RSr-3L	Mansfield, TX/Mansfield
						Clemson	62	Jacob Clark	OL	6-3	280	RFr-RS	Rogers, AR/Bentonville
6	Keenen Brown	CW	6-3	250	RJr-1L	Houston, TX/Alief Taylor	63	Sam Walkingstick	LS	5-11	200	RSo-1L	Sallisaw, OK/Sallisaw
7	Ramon Richards	S	5-11	185	Sr-3L	San Antonio, TX/Brackenridge	65	Matt McClurg	OL	6-5	323	Fr-HS	Centennial, CO/Heritage
8	Braydon Johnson	WR	6-1	185	Fr-HS	Arlington, TX/Bowie	66	Lemaefe Galea'i	OL	6-4	340	RJr-1L	Euleus, TX/Trinity
8	Rodarius Williams	CB	6-0	180	RFr-RS	Shreveport, LA/Calvary Baptist	67	Shane Richards	OL	6-8	325	Sr-Sq	Calgary, Alberta, Canada/
9	Gyasi Akem	LB	6-2	239	Sr-3L	Broken Arrow, OK/Broken Arrow							New Mexico Military
9	John Kolar	QB	6-4	200	RSo-Sq	Norman, OK/Norman North	68	Deionte Noel	OL	6-2	325	RJr-Sq	Cibola, TX/Steele
10	Tyrell Alexander	WR	6-1	180	RFr-RS	Lancaster, TX/Lancaster	69	Bailey Wilhite	OL	6-3	292	Fr.	Rowlett, TX / Rowlett
11	Keondre Wudtee	QB	6-4	210	RFr-RS	Bossier City, LA/Parkway	70	Ben Hughes	DT	6-1	325	RSr-Sq	Waco, TX/University
11	Amen Ogbongbemiga	LB	6-0	225	RFr-RS	Calgary, Alberta, Canada/Notre Dame HS	71	Brad Lundblade	OL	6-3	300	Sr-3L	Argyle, TX/Liberty Christian
12	Kirk Tucker	LB	6-1	200	Sr-3L	Tucker, GA/Tucker	72	Johnny Wilson	OL	6-3	310	RSo-Sq	Midland, TX/Midland Christian
12	Ryan Sherry	QB	6-4	205	Fr-HS	Holdenville, OK/Holdenville	73	Teven Jenkins	OL	6-6	310	RFr-RS	Topeka, KS/Topeka
13	Tyron Johnson	WR	6-1	185	RSo-TR	New Orleans, LA/Warren Easton/LSU	74	Larry Joubert	OL	6-4	290	Jr-TR	Oklahoma City, OK/Douglass/NEO A&M JC
13	Lamarcus Morton	CB	6-1	165	Fr-HS	Gilmer, TX/Gilmer	75	Marcus Keyes	OL	6-3	300	RSo-1L	Port Allen, LA/Port Allen
14	Bryce Balous	CB	5-11	185	RSo-Sq	McKinney, TX/North	76	Dylan Galloway	OL	6-5	310	RFr-RS	Dallas, TX/Coppell
14	Taylor Cornelius	QB	6-6	225	RJr-Sq	Bushland, TX/Bushland	77	Tyler Moore	OL	6-4	310	Jr-TR	Galena Park, TX/North Shore/Minnesota
15	Chris Lacy	WR	6-3	205	Sr-3L	DeSoto, TX/DeSoto	78	Aaron Cochran	OL	6-8	350	Sr-TR	Atwater, CA/Buhach Colony/California
16	Devin Harper	LB	6-1	240	RFr-RS	Knoxville, TN/Karns	79	Darrion Daniels	DT	6-3	300	Jr-2L	Dallas, TX/Bishop Dunne
17	Dillon Stoner	WR	6-0	198	RFr-RS	Tulsa, OK/Jenks	79	Matt Kegel	OL	6-5	295	RFr-RS	Chaska, MN/Chaska
18	Za'Carrius Green	S	5-11	205	RSo-Sq	Duncanville, TX/Duncanville	80	Tylan Wallace	WR	6-0	185	Fr-HS	Fort Worth, TX/South Hills
18	Jelani Woods	QB	6-7	235	Fr-HS	Ellenwood, GA/Cedar Grove	81	LC Greenwood	WR	6-3	210	Fr-HS	Garland, TX/Lakeview Centennial
19	Jovi Muñoz	K	5-8	173	Fr-HS	Arlington, TX/Mansfield Summit	82	Cole Walterscheid	DE	6-5	260	RJr-1L	Muenster, TX/Muenster
19	Justin Phillips	LB	6-0	230	RJR-2L	Pearland, TX/Pearland	83	Korie Frausto	WR	6-0	187	RFr-HS	Wichita, KS/Maize South/Army
20	Malcolm Rodriguez	S	6-0	205	Fr-HS	Wagoner, OK/Wagoner	84	Dayton Metcalf	CW	6-4	215	RFr-RS	Hooker, OK/Hooker
22	Ja'Ron Wilson	RB	5-10	225	RFr-RS	Euleus, TX/Trinity	85	Patrick McKaufman	WR	6-6	190	So-TR	Oklahoma City, OK/Douglass, NEO A&M JC
22	Tacheed Karim	CB	5-11	165	Fr-HS	Oklahoma City, OK/Putnam City North	86	Triston Grant	DE	6-4	235	RFr-RS	Owasso, OK/Owasso
23	Trey Sterling	S	6-1	195	Fr-HS	Sunnyvale, TX/Sunnyvale	86	Baron Odom	CW	6-5	225	Fr-HS	Wynnewood, OK/Wynnewood
24	LD Brown	RB	5-9	193	RFr-RS	Dallas, TX/DeSoto	87	Logan Carter	CW	6-4	245	RFr-RS	Henrietta, TX/Henrietta
25	Malik Kearse	CB	6-0	170	Sr-Sq	Miami, FL/Pace/Fort Scott CC	88	Landon Wolf	WR	5-11	170	RFr-RS	Tulsa, OK/East Central
25	Cole McKnight	WR	5-11	180	RSr-Sq	Cushing, OK/Cushing	89	Austin Parker	WR	6-1	195	RJR-Sq	Grapevine, TX/Grapevine/SE Okla. State
26	Anthony Love	WR	6-4	192	Fr-HS	Lawton, OK/MacArthur	89	Tralund Webber	DE	6-5	250	Sr-1L	Cameron, TX/Yoe/Blinn JC
27	J.D. King	RB	5-11	205	Fr-HS	Fitzgerald, GA/Fitzgerald	90	Taaj Bakari	DT	6-1	305	RSo-Sq	Mansfield, TX/Legacy
28	Thabo Mwaniki	S	5-11	185	Fr-HS	Denton, TX/Guyer	91	DeQuinton Osborne	DT	6-0	305	RSr-1L	Grand Prairie, TX/South Grand Prairie
28	James Washington	WR	6-0	205	Sr-3L	Stamford, TX/Stamford							Kilgore JC
29	Bryce Brown	CB	5-9	180	RSo-Sq	Denton, TX/Guyer	92	Cameron Murray	DT	6-2	290	RFr-RS	Bryant, AR/Bryant
29	Zach Sinor	P	5-10	223	RJr-2L	Castroville, TX/Medina Valley	93	Jarrell Owens	DE	6-3	265	RJr-2L	Palestine, TX/Palestine
30	Chuba Hubbard	RB	6-1	190	Fr-HS	Sherwood Park, Alberta, Canada/Bev Facey	94	Jordan Brailford	DE	6-3	250	RSo-1L	Tulsa, OK/Booker T. Washington
31	Tre Flowers	S	6-3	200	RSr-3L	Converse, TX/Judson	95	Vili Leveni	DE	6-4	280	RSr-2L	Hurst, TX/L.D. Bel
32	Kris McCune	CB	6-2	200	Fr-HS	Forney, TX/Dallas Christian	98	Brendon Evers	DT	6-2	290	Fr-HS	Bixby, OK/Bixby
33	Kevin Henry	LB	6-0	230	RSo-1L	Baton Rouge, LA/Central	99	Trey Carter	DT	6-3	295	RJr-1L	Dallas, TX/Pinkston
35	Chance Cook	S	6-0	190	So-1L	Canadian, TX/Canadian							
36	Rhett Boles	WR	5-11	185	Fr-HS	Tuttle, OK/Tuttle							
37	Javarus Barksdale-Blair	CB	6-0	175	RFr-RS	Lexington, KY/Lafayette							
38	Philip Redwine-Bryant	S	6-2	215	RSo-Sq	Harker Heights, TX/Academy							
38	Gunner Hudson	WR	5-10	180	Fr-HS	Afton, OK/Afton							
39	Jake McClure	P	6-3	195	Fr-HS	Chattanooga, TN/East Hamilton							
40	Luke Hupp	CW	5-10	270	RJr-Sq	Louisburg, KS/Louisburg/Fort Scott CC							
40	Brock Martin	DE	6-4	235	Fr-HS	Oologah, OK/Oologah							
41	Britton Abbott	CW	6-2	255	RJr-1L	Liberal, KS/Liberal							
42	Sione Finefeuiaki	CW	6-0	245	Jr-TR	Santa Clara, CA/Wilcox/							
						College of San Mateo							
44	Patrick Macon	LB	6-3	240	Jr-TR	Memphis, TN/Millington Central/							
						Arizona Western CC							
44	Ethan Garner	CW	6-6	255	Fr-HS	Owasso, OK/Owasso							
45	Chad Whitener	LB	6-0	240	RSr-2L	Mansfield, TX/Mansfield/California							
46	Mike Coats	LB	6-1	228	Fr.	Edmond, OK / Santa Fe							
47	Tyler Ferguson	CW	6-2	260	RJr-Sq	McKinney, TX/Boyd							
48	Dawson Bassett	CW	6-4	245	RSr-2L	Tuttle, OK/Tuttle							
49	Matt Ammendola	K	5-9	195	RSo-1L	Lansdale, PA/North Penn							
50	Ry Schneider	OL	6-3	325	RFr-RS	Minco, OK/Minco							
51	Arlington Hambricht	OL	6-5	305	Jr-TR	Ypsilanti, MI/Belleville/Garden City CC							

PRONUNCIATIONS									
3	Marcell Ateman	EIGHT-man	29	Zach Sinor	SIGH-ner				
4	Tracin Wallace	TRAY-sin	30	Chuba Hubbard	CHOO-buh				
5	Jerel Morrow	juh-RELL	31	Tre Flowers	TRAY				
7	Ramon Richards	ruh-MOAN	42	Sione Finefeuiaki	see-OH-nay				
8	Braydon Johnson	BRAY-din			FEE-nay-FAY-you-				
8	Rodarius Williams	roh-DARE-ee-us			wee-AH-kee				
9	Gyasi Akem	JAH-see AH-kem	45	Chad Whitener	WHITE-ner				
9	John Kolar	KOE-larr	54	Latu Maile	LAH-too My-lay				
11	Amen Ogbongbemiga	AY-men	66	Lemaefe Galea'i	lem-AH-eh-feh				
		awg-BONG-beh-MEE-guh			naw-LAY-uh-eye				
11	Keondre Wudtee	kee-AWN-dray WOOD-tee	73	Teven Jenkins	TEV-in				
13	Tyron Johnson	TIE-ruhn	74	Larry Joubert	joe-BARE				
14	Bryce Balous	(rhymes with "malice")	82	Cole Walterscheid	walter-SHIED				
18	Za'Carrius Green	zuh-CARE-ee-us			(not walter-SHEED)				
18	Jelani Woods	jay-LAWN-ee	89	Tralund Webber	TRAY-luhnd				
22	Ja'Ron Wilson	JAY-ron	90	Taaj Bakari	TAWJH buh-KAR-ee				
25	Malik Kearse	muh-LEEK curse	93	Jarrell Owens	juh-RELL				
28	Thabo Mwaniki	TAW-bo MWAH-nee-kee	95	Vili Leveni	VILL-ee luh-VEN-ee				

## PRONUNCIATIONS

3	Marcell Ateman	EIGHT-man	29	Zach Sinor	SIGH-ner
4	Tracin Wallace	TRAY-sin	30	Chuba Hubbard	CHOO-buh
5	Jerel Morrow	juh-RELL	31	Tre Flowers	TRAY
7	Ramon Richards	ruh-MOAN	42	Sione Finefeuiaki	see-OH-nay
8	Braydon Johnson	BRAY-din			FEE-nay-FAY-you-
8	Rodarius Williams	roh-DARE-ee-us			wee-AH-kee
9	Gyasi Akem	JAH-see AH-kem	45	Chad Whitener	WHITE-ner
9	John Kolar	KOE-larr	54	Latu Maile	LAH-too MY-lay
11	Amen Ogbongbemiga	AY-men	66	Lemaefe Galea'i	lem-AH-eh-feh
		awg-BONG-beh-MEE-guh			naw-LAY-uh-eye
11	Keondre Wudtee	kee-AWN-dray WOOD-tee	73	Teven Jenkins	TEV-in
13	Tyron Johnson	TIE-ruhn	74	Larry Joubert	joe-BARE
14	Bryce Balous	(rhymes with "malice")	82	Cole Walterscheid	walter-SHIED
18	Za'Carrius Green	zuh-CARE-ee-us			(not walter-SHEED)
18	Jelani Woods	jay-LAWN-ee	89	Tralund Webber	TRAY-luhnd
22	Ja'Ron Wilson	JAY-ron	90	Taaj Bakari	TAWJH buh-KAR-ee
25	Malik Kearse	muh-LEEK curse	93	Jarrell Owens	juh-RELL
28	Thabo Mwaniki	TAW-bo MWAH-nee-kee	95	Vili Leveni	VILL-ee luh-VEN-ee



# ALPHABETICAL ROSTER

No.	Name	Pos.	Ht.	Wt.	Exp.	Hometown/Previous School	No.	Name	Pos.	Ht.	Wt.	Exp.	Hometown/Previous School
41	Britton Abbott	CW	6-2	255	RJr-1L	Liberal, KS/Liberal	32	Kris McCune	CB	6-2	200	Fr-HS	Forney, TX/Dallas Christian
9	Gyasi Akem	LB	6-2	239	Sr-3L	Broken Arrow, OK/Broken Arrow	85	Patrick McKaufman	WR	6-6	190	So-TR	Oklahoma City, OK/Douglass, NEO A&M JC
10	Tyrell Alexander	WR	6-1	180	RFr-RS	Lancaster, TX/Lancaster	25	Cole McKnight	WR	5-11	180	RSr-Sq	Cushing, OK/Cushing
49	Matt Ammendola	K	5-9	195	RSO-1L	Lansdale, PA/North Penn	84	Dayton Metcalf	CW	6-4	215	RFr-RS	Hooker, OK/Hooker
3	Marcell Ateman	WR	6-4	220	RSr-3L	Dallas, TX/Wylie East	77	Tyler Moore	OL	6-4	310	Jr-TR	Galena Park, TX/North Shore/Minnesota
90	Taaj Bakari	DT	6-1	305	RSO-Sq	Mansfield, TX/Legacy	52	Tanner Morgan	LS	6-1	235	So-1L	Ankeny, IA/Centennial
6	Adrian Baker	CB	5-11	180	Sr-TR	Hallandale, FL/Chaminade-Madonna/ Clemson	5	Jerel Morrow	S	5-10	205	RSr-3L	Emporia, KS/Emporia
14	Bryce Balous	CB	5-11	185	RSO-Sq	McKinney, TX/North	13	Lamarcus Morton	CB	6-1	165	Fr-HS	Gilmer, TX/Gilmer
37	Javarus Barksdale-Blair	CB	6-0	175	RFr-RS	Lexington, KY/Lafayette	19	Jovi Muñoz	K	5-8	173	Fr-HS	Arlington, TX/Mansfield Summit
48	Dawson Bassett	CW	6-4	245	RSr-2L	Tuttle, OK/Tuttle	92	Cameron Murray	DT	6-2	290	RFr-RS	Bryant, AR/Bryant
36	Rhett Boles	WR	5-11	185	Fr-HS	Tuttle, OK/Tuttle	28	Thabo Mwaniki	S	5-11	185	Fr-HS	Denton, TX/Guyer
94	Jordan Brailford	DE	6-3	250	RSO-1L	Tulsa, OK/Booker T. Washington	68	Deionte Noel	OL	6-2	325	RJr-Sq	Cibola, TX/Steele
6	Keenen Brown	CW	6-3	250	RJr-1L	Houston, TX/Alief Taylor	86	Baron Odom	CW	6-5	225	Fr-HS	Wynnewood, OK/Wynnewood
24	LD Brown	RB	5-9	193	RFr-RS	Dallas, TX/DeSoto	11	Amen Ogbongbemiga	LB	6-0	225	RFr-RS	Calgary, Alberta, Canada/Notre Dame HS
29	Bryce Brown	CB	5-9	180	RSO-Sq	Denton, TX/Guyer	91	DeQuinton Osborne	DT	6-0	305	RSr-1L	Grand Prairie, TX/South Grand Prairie/ Kilgore JC
1	Calvin Bundage	LB	6-2	205	So-1L	Edmond, OK/Santa Fe	93	Jarrell Owens	DE	6-3	265	RJr-2L	Palestine, TX/Palestine
87	Logan Carter	CW	6-4	245	RFr-RS	Henrietta, TX/Henrietta	89	Austin Parker	WR	6-1	195	RJr-Sq	Grapevine, TX/Grapevine/SE Okla. State
99	Trey Carter	DT	6-3	295	RJr-1L	Dallas, TX/Pinkston	19	Justin Phillips	LB	6-0	230	RJr-2L	Pearland, TX/Pearland
62	Jacob Clark	OL	6-3	280	RFr-RS	Rogers, AR/Bentonville	38	Philip Redwine-Bryant	S	6-2	215	RSO-Sq	Harker Heights, TX/Academy
46	Mike Coats	LB	6-1	228	Fr	Edmond, OK / Santa Fe	57	Walker Reed	OL	6-6	350	RFr-RS	Norman, OK/North
78	Aaron Cochran	OL	6-8	350	Sr-TR	Atwater, CA/Buhach Colony/California	7	Ramon Richards	S	5-11	185	Sr-3L	San Antonio, TX/Brackenridge
35	Chance Cook	S	6-0	190	So-1L	Canadian, TX/Canadian	67	Shane Richards	OL	6-8	325	Sr-Sq	Calgary, Alberta, Canada/ New Mexico Military
14	Taylor Cornelius	QB	6-6	225	RJr-Sq	Bushland, TX/Bushland	20	Malcolm Rodriguez	S	6-0	205	Fr-HS	Wagoner, OK/Wagoner
60	Zachary Crabtree	OL	6-7	310	RSr-3L	Mansfield, TX/Mansfield	2	Mason Rudolph	QB	6-5	230	Sr-2L	Rock Hill, SC/ Northwestern
2	Darius Curry	S	6-1	205	RSr-2L	Flowery Branch, GA/Flowery Branch	50	Ry Schneider	OL	6-3	325	RFr-RS	Minco, OK/Minco
79	Darion Daniels	DT	6-3	300	Jr-2L	Dallas, TX/Bishop Dunne	12	Ryan Sherry	QB	6-4	205	Fr-HS	Holdenville, OK/Holdenville
3	Kenneth Edison-McGruder	LB	6-0	220	Jr-2L	Houston, TX/Taylor	29	Zach Sinor	P	5-10	223	RJr-2L	Castroville, TX/Medina Valley
98	Brendon Evers	DT	6-2	290	Fr-HS	Bixby, OK/Bixby	56	Enoch Smith, Jr.	DT	6-2	295	Jr-TR	Chicago, IL/Mount Carmel/ Michigan State/Kennedy-King College
47	Tyler Ferguson	CW	6-2	260	RJr-Sq	McKinney, TX/Boyd	23	Trey Sterling	S	6-1	195	Fr-HS	Sunnyvale, TX/Sunnyvale
42	Sione Finefeuiaki	CW	6-0	245	Jr-TR	Santa Clara, CA/Wilcox/ College of San Mateo	17	Dillon Stoner	WR	6-0	198	RFr-RS	Tulsa, OK/Jenks
31	Tre Flowers	S	6-3	200	RSr-3L	Converse, TX/Judson	12	Kirk Tucker	LB	6-1	200	Sr-3L	Tucker, GA/Tucker
83	Korie Frausto	WR	6-0	187	RFr-HS	Wichita, KS/Maize South/Army	63	Sam Walkingstick	LS	5-11	200	RSO-1L	Salinas, OK/Salisaw
66	Lemaefe Galea'i	OL	6-4	340	RJr-1L	Eules, TX/Trinity	4	Tracin Wallace	QB	6-0	175	Fr-HS	Fort Worth, TX/South Hills
76	Dylan Galloway	OL	6-5	310	RFr-RS	Dallas, TX/Coppell	80	Tylan Wallace	WR	6-0	185	Fr-HS	Fort Worth, TX/South Hills
44	Ethan Garner	CW	6-6	255	Fr-HS	Owasso, OK/Owasso	82	Cole Walterscheid	DE	6-5	260	RJr-1L	Muenster, TX/Muenster
86	Triston Grant	DE	6-4	235	RFr-RS	Owasso, OK/Owasso	28	James Washington	WR	6-0	205	Sr-3L	Stamford, TX/Stamford
4	A.J. Green	CB	6-1	180	So-1L	DeSoto, TX/DeSoto	89	Tralund Webber	DE	6-5	250	Sr-1L	Cameron, TX/Yoe/Blinn JC
18	Za'Carrius Green	S	5-11	205	RSO-Sq	Duncanville, TX/Duncanville	45	Chad Whitener	LB	6-0	240	RSr-2L	Mansfield, TX/Mansfield/California
81	LC Greenwood	WR	6-3	210	Fr-HS	Garland, TX/Lakeview Centennial	69	Bailey Wilhite	OL	6-3	292	Fr	Rowlett, TX / Rowlett
51	Arlington Hambricht	OL	6-5	305	Jr-TR	Ypsilanti, MI/Belleville/Garden City CC	56	Larry Williams	OL	6-4	330	RSr-1L	Wilmington, NC/Laney/ East Carolina/Hutchinson CC
16	Devin Harper	LB	6-1	240	RFr-RS	Knoxville, TN/Karns	8	Rodarius Williams	CB	6-0	180	RFr-RS	Shreveport, LA/Calvary Baptist
53	Matt Hembrough	LS	6-3	192	Fr	Lisle, IL / Benet	58	Brett Wilson	OL	6-2	275	RSO-Sq	Cashion, OK/Cashion
33	Kevin Henry	LB	6-0	230	RSO-1L	Baton Rouge, LA/Central	22	Ja'Ron Wilson	RB	5-10	225	RFr-RS	Eules, TX/Trinity
5	Justice Hill	RB	5-10	185	So-1L	Tulsa, OK/Booker T. Washington	72	Johnny Wilson	OL	6-3	310	RSO-Sq	Midland, TX/Midland Christian
59	Matt Hockett	P	6-2	215	RJr-Sq	Norman, OK/Norman	88	Landon Wolf	WR	5-11	170	RFr-RS	Tulsa, OK/East Central
38	Chuba Hubbard	WR	6-1	190	Fr-HS	Sherwood Park, Alberta, Canada/Bev Facey	18	Jelani Woods	QB	6-7	235	Fr-HS	Ellenwood, GA/Cedar Grove
70	Ben Hughes	DT	6-1	325	RSr-Sq	Waco, TX/University	11	Keondre Wudtee	QB	6-4	210	RFr-RS	Bossier City, LA/Parkway
40	Luke Hupp	CW	5-10	270	RJr-Sq	Louisburg, KS/Louisburg/Fort Scott CC							
73	Teven Jenkins	OL	6-6	310	RFr-RS	Topeka, KS/Topeka							
8	Braydon Johnson	WR	6-1	185	Fr-HS	Arlington, TX/Bowie							
13	Tyron Johnson	WR	6-1	185	RSO-TR	New Orleans, LA/Warren Easton/LSU							
74	Larry Joubert	OL	6-4	290	Jr-TR	Oklahoma City, OK/Douglass/NEO A&M JC							
22	Taoheed Karim	CB	5-11	165	Fr-HS	Oklahoma City, OK/Putnam City North							
25	Malik Kearse	CB	6-0	170	Sr-Sq	Miami, FL/Pace/Fort Scott CC							
79	Matt Kegel	OL	6-5	295	RFr-RS	Chaska, MN/Chaska							
75	Marcus Keyes	OL	6-3	300	RSO-1L	Port Allen, LA/Port Allen							
27	J.D. King	RB	5-11	205	Fr-HS	Fitzgerald, GA/Fitzgerald							
9	John Kolar	QB	6-4	200	RSO-Sq	Norman, OK/Norman North							
15	Chris Lacy	WR	6-3	205	Sr-3L	DeSoto, TX/DeSoto							
95	Vili Leveni	DE	6-4	280	RSr-2L	Hurst, TX/L.D. Bell							
26	Anthony Love	WR	6-4	192	Fr-HS	Lawton, OK/MacArthur							
71	Brad Lundblade	OL	6-3	300	Sr-3L	Argyle, TX/Liberty Christian							
44	Patrick Macon	LB	6-3	240	Jr-TR	Memphis, TN/Millington Central/ Arizona Western CC							
54	Latu Maile	DT	6-1	305	So-TR	Eules, TX/Trinity/Tyler JC							
40	Brock Martin	DE	6-4	235	Fr-HS	Oologah, OK/Oologah							
1	Jalen McCleskey	WR	5-10	170	Jr-2L	Covington, LA/St. Paul's							
39	Jake McClure	P	6-3	195	Fr-HS	Chattanooga, TN/East Hamilton							
65	Matt McClurg	OL	6-5	323	Fr-HS	Centennial, CO/Heritage							

## PRONUNCIATIONS

9	Gyasi Akem	JAH-see AH-kem	95	Vili Leveni	VILL-ee luh-VEN-ee
3	Marcell Ateman	EIGHT-man	54	Latu Maile	LAH-too MY-lay
90	Taaj Bakari	TAWJH buh-KAR-ee	5	Jerel Morrow	juh-RELL
14	Bryce Balous	(rhymes with "malice")	28	Thabo Mwaniki	TAW-bo MWAH-nee-kee
42	Sione Finefeuiaki	see-OH-nay	11	Amen Ogbongbemiga	AY-men
		FEE-nay-FAY-you-wee-AH-kee			awg-BONG-beh-MEE-guh
31	Tre Flowers	TRAY	93	Jarrell Owens	juh-RELL
66	Lemaefe Galea'i	lem-AH-eh-feh	7	Ramon Richards	ruh-MOAN
		naw-LAY-uh-eye	29	Zach Sinor	SIGH-ner
18	Za'Carrius Green	zuh-CARE-ee-us	4	Tracin Wallace	TRAY-sin
30	Chuba Hubbard	CHOO-buh	82	Cole Walterscheid	walter-SHIED
73	Teven Jenkins	TEV-in			(not walter-SHEED)
8	Braydon Johnson	BRAY-din	89	Tralund Webber	TRAY-luhnd
13	Tyron Johnson	TIE-ruhn	45	Chad Whitener	WHITE-ner
74	Larry Joubert	joe-BARE	8	Rodarius Williams	roh-DARE-ee-us
25	Malik Kearse	muh-LEEK curse	22	Ja'Ron Wilson	JAY-rahn
9	John Kolar	KOE-larr	18	Jelani Woods	jay-LAWN-ee
			11	Keondre Wudtee	kee-AWN-dray WOOD-tee





## GAME NOTES

### ASSOCIATED PRESS POLL, WEEK 10

RK	TEAM	RECORD	PTS
1	Alabama (59)	8-0	1,523
2	Georgia (2)	8-0	1,465
3	Ohio State	7-1	1,332
4	Wisconsin	8-0	1,256
5	Notre Dame	7-1	1,254
6	Clemson	7-1	1,196
7	Penn State	7-1	1,189
8	Oklahoma	7-1	1,147
9	Miami (FL)	7-0	1,075
10	TCU	7-1	942
11	<b>Oklahoma State</b>	<b>7-1</b>	<b>936</b>
12	Washington	7-1	874
13	Virginia Tech	7-1	837
14	Iowa State	6-2	670
15	UCF	7-0	654
16	Auburn	6-2	576
17	USC	7-2	562
18	Stanford	6-2	434
19	LSU	6-2	338
20	NC State	6-2	333
21	Mississippi State	6-2	279
22	Memphis	7-1	270
23	Arizona	6-2	204
24	Michigan State	6-2	136
25	Washington State	7-2	122

Others receiving votes: South Florida, Michigan, Toledo, West Virginia, South Carolina, San Diego State, Boise State, Army.

### AMWAY COACHES POLL, WEEK 10

RK	TEAM	RECORD	PTS
1	Alabama (65)	8-0	1,625
2	Georgia	8-0	1,549
3	Ohio State	7-1	1,426
4	Wisconsin	8-0	1,418
5	Clemson	7-1	1,295
6	Miami (FL)	7-0	1,238
7	Penn State	7-1	1,221
8	Notre Dame	7-1	1,212
9	Oklahoma	7-1	1,192
10	<b>Oklahoma State</b>	<b>7-1</b>	<b>1,000</b>
11	Washington	7-1	977
12	TCU	7-1	944
13	Virginia Tech	7-1	878
14	UCF	7-0	727
15	Auburn	6-2	622
16	Iowa State	6-2	571
17	USC	7-2	560
18	Stanford	6-2	494
19	NC State	6-2	382
20	LSU	6-2	372
21	Memphis	7-1	288
22	Mississippi State	6-2	210
23	South Florida	7-1	193
24	Michigan	6-2	176
25	Arizona	6-2	153

Others receiving votes: Michigan State 145; Washington State 127; South Carolina 53; Kentucky 33; Toledo 10; West Virginia 9; Boise State 8; San Diego State 6; Texas A&M 4; Troy 3; Navy 3; Iowa 1.

### THE BASICS

The No. 11/10 Oklahoma State football team (7-1 overall; 4-1 Big 12) hosts No. 8/9 Oklahoma (7-1 overall; 4-1 Big 12) in the 112th edition of the Bedlam Series presented by BlueCross BlueShield of Oklahoma at 3 p.m. CT Saturday in Boone Pickens Stadium.

### ON THE AIR

The game will be televised by FS1 with Gus Johnson, Joel Klatt and Jenny Taft on the call. The contest will also be carried live on the Cowboy Radio Network, with Dave Hunziker handling play-by-play, John Holcomb providing analysis and Robert Allen reporting from the sideline. Fans outside of the Cowboy Radio Network can listen to the OSU broadcast for free through TuneIn Radio or the TuneIn Radio app. The game will also be heard on a national radio broadcast by Compass Media Networks with Jesse Agler and Chad Brown on the call.

### ESPN'S COLLEGE GAMEDAY IS HERE

ESPN's College GameDay originates from Library Lawn in the heart of the Oklahoma State campus this week, marking the sixth time that the Cowboys have hosted the popular national pre-game show. The show airs live from 8-11 a.m. CT on ESPN.

Saturday marks the fourth time in the last six Bedlam Series games played in Stillwater that College GameDay has been on hand. OSU previously hosted College GameDay for the 2004, 2008, 2010 and 2015 installations of Bedlam, plus the 2013 matchup against Baylor. In addition to hosting GameDay those five times, OSU also played in College GameDay games in 2003 in Norman and in 2014 vs. Florida State.

### SPECIAL DECALS

In a partnership between the two Bedlam schools, players from both teams will wear a helmet decal that says "Stop Opioids" to bring awareness to the opioid epidemic in Oklahoma. OU and OSU are believed to be the first two schools in the FBS to work together to call attention to the crisis. For more information, visit [TakeAsPrescribed.org](http://TakeAsPrescribed.org).



### IN THE RANKINGS

Oklahoma State is ranked No. 11 in the Associated Press poll and No. 10 in the Amway Coaches Poll. The Cowboys have been ranked in the top 15 of both polls since week 12 of the 2016 season.

Including this season, OSU has reached the top 15 of the A.P. poll at some point in nine of the past 10 seasons and the top 10 of the A.P. poll in eight of the last 10 seasons. This week's game against Oklahoma marks the 92nd time in the Cowboys' last 123 games that OSU has been ranked by the A.P. entering a game. Oklahoma enters the game ranked No. 8 by the AP and No. 9 in the coaches poll.

Although the first College Football Playoff rankings of 2017 won't be released until October 31, it is worth noting that the Cowboys are one of only seven teams to be ranked in every set of CFP rankings since the beginning of 2015, joining Alabama, Clemson, Florida State, Michigan, Ohio State and Utah.

### THE SERIES

Saturday's game marks the 112th contest between the Cowboys and the Sooners all-time, and the 108th consecutive year the teams have met. Oklahoma leads the series 85-19-7, with the Cowboys winning two of the last six matchups. Oklahoma holds a 38-7-5 advantage in Stillwater and has won the last two matchups. Mike Gundy is 2-10 against Oklahoma, while Saturday's game marks Lincoln Riley's first Bedlam game.

### OKLAHOMA STATE FROM A DISTANCE

Oklahoma State is 7-1 on the year and enters Saturday's game off of a 50-39 win at No. 22 West Virginia. OSU has the one of the nation's best offenses at 569.3 yards and 44.5 points per game, but it is the Cowboy defense that has turned heads lately. Last week, the Cowboys held WVU to its lowest offensive output of the season (192 yards below its average) and became the only team to hold QB Will Grier to less than 300 passing yards all season. Before that, the OSU defense held Texas to its lowest output of the season. In the last two games, OSU's opponents have been held to a combined 5-of-32 on third downs and 17 of their 30 possessions have ended with a three-and-out. Additionally, the Cowboys sealed the Texas win with an overtime interception and forced five turnovers at WVU.

### WEEKLY MEDIA CALENDAR

30 Monday	31 Tuesday	1 Wednesday	2 Thursday	3 Friday	4 Saturday
10:20 a.m. CT Mike Gundy on Big 12 Coaches Teleconference	6 p.m. CT Mike Gundy Radio Show - Cowboy Radio Network	5:35 p.m. CT Selected Cowboy players available after practice in the Sherman E. Smith Training Center	5 p.m. CT Cowboy Football Roundup TV Show Aired on Fox Sports Oklahoma	No availability	3 p.m. CT OSU vs. Oklahoma





## GAME NOTES

For most of the season, however, it has been the Cowboy offense that has generated the headlines. Heisman candidate Mason Rudolph leads the nation in passing yards and passing yards per game and is among the national leaders in every important passing statistic. He's thrown for more than 300 yards in seven of his last nine games and just broke Mike Gundy's OSU record for wins as a starting QB.

Rudolph's top target James Washington is second nationally with 125.6 receiving yards per game and he and Marcell Ateman have hit the 100-yard mark in four of their last six games. On top of that, running back Justice Hill is the Big 12's leading rusher with 836 yards and has hit 100 yards in four of his last five games.

### OKLAHOMA FROM A DISTANCE

Oklahoma enters the game at 7-1 on the year and is ranked in the top 10 in both major polls. The Sooners are tied with the Cowboys atop the Big 12 standings with a 4-1 conference record, and their only loss this season was to Iowa State. OU has won three straight since, and this week's game marks its second against a ranked opponent this season.

The Oklahoma offense is ranked No. 1 nationally in yards per game, which should make for an interesting matchup with the OSU offense ranked No. 3. Quarterback Baker Mayfield, tight end Mark Andrews, the offensive line and pass rush specialist Ogbonnia Okoronkwo are the Sooners' headliners.

### HIGH STAKES BEDLAM

The Bedlam Series has become one of the nation's most significant rivalries in recent years. In each of the past two seasons, the game was a winner-take-all battle for the Big 12 championship featuring two teams who both carried top-10 national rankings into the contest.

Saturday's game marks the seventh time in the last 10 years that Bedlam has directly impacted who won the Big 12:

- In 2008, winning Bedlam sent Oklahoma to the Big 12 championship game.
- In 2010, losing Bedlam cost Oklahoma State an appearance in the Big 12 championship game.
- In 2011, the Cowboys clinched an outright Big 12 championship by winning Bedlam.
- OSU had a chance to clinch the Big 12 outright in 2013, but the Sooners' surprising Bedlam win ended those hopes and set the stage for Baylor to clinch the league title later that night.
- In 2015, OU clinched the Big 12 title with a Bedlam win. OSU would have been the Big 12 champion had it won.
- In 2016, the Bedlam game served as the de facto Big 12 championship game at the end of the regular season.
- In 2017, the Bedlam winner will be on top of the Big 12 standings and in prime position for the title game.

Since 2010, the road to the Big 12 championship has run through Bedlam. This should not come as a surprise, as the Cowboys and Sooners have been the league's two top teams this decade. At 53-14 in league games since 2010, OU has the best record in the Big 12 during that span. OSU is second at 48-19 and the five-game difference between the Bedlam schools is narrower than the eight-game gap between OSU and third-place Kansas State.

### AN OKLAHOMA STATE WIN WOULD...

- Mark its seventh win over a team ranked in the top 10 of the Associated Press poll since 2008.
- Improve the Cowboys to 5-2 in their last seven games against opponents ranked in the A.P. Poll.
- Give the Cowboys their 10th season of at least eight wins in Mike Gundy's 13 years as head coach.
- Improve the Cowboys to 16-2 in their last 18 games overall.
- Mark the sixth time it has started 8-1 or better during the Mike Gundy era.
- Give it three wins in the last seven Bedlam matchups.
- Improve Mike Gundy's career record in conference games to 68-40.
- Improve the Cowboys to 49-19 in Big 12 Conference games since 2010.

### NOTABLE STREAKS AND TRENDS ENTERING THE GAME

- Oklahoma State has won 15 of its last 17 games overall.
- OSU is 13-1 in its last 14 games decided by less than 10 points.
- QB Mason Rudolph has thrown 44 touchdown passes against just seven interceptions in his last 17 games.
- James Washington and Marcell Ateman each have 100 receiving yards in four of their last six games.
- James Washington has at least one catch in 40 straight games - the second-longest active streak in FBS.
- Justice Hill has rushed for at least 100 yards in four of his last five games and in eight of his last 12 games.
- OSU is outscoring opponents, 100-20, in first quarters this year. The Cowboy defense has pitched a first-quarter shutout in five of its eight games this season.
- OSU has won three straight overtime games.
- OSU has outrushed its opponent in eight of its last nine games and in 10 of its last 12 games.
- Oklahoma State has won 29 of its last 36 games overall, dating back to the end of the 2014 season.
- OSU has forced at least one turnover in 22 straight games and in 31 of the last 32 games, dating to 2015.
- OSU has scored a defensive touchdown in three of its last eight games.
- Dating back to 2005, the Cowboys have won 30 of their last 32 games when not committing a turnover.
- Dating back to 2008, the Cowboys have won 54 of their last 59 games when winning the turnover battle.
- Oklahoma State has held its last 16 opponents to a total of minus-14 punt return yards.



## LAST MEETING

Dec. 3, 2016 | Norman, Okla.  
Attendance: 87,527 | TV: FOX

OKLAHOMA STATE 11/10

20

OKLAHOMA 7/7

38

Captains: Zac Veatch, Blake Jarwin, Jordan Burton, Keegan Metcalf

Score by Quarters	1	2	3	4	Score
Oklahoma State	3	14	3	0	20
Oklahoma	0	17	14	7	38

### Scoring Summary

1st	05:16	OSU	Grogan, Ben 19 yd field goal	8-53 3:49, OSU 3 - OU 0
2nd	14:46	OU	Westbrook 69 yd pass from Mayfield (Seibert kick)	3-88 0:59, OSU 3 - OU 7
	11:36	OU	Seibert, Austin 34 yd field goal	5-54 2:05, OSU 3 - OU 10
	05:05	OSU	Carson, Chris 6 yd run (Grogan, Ben kick)	5-90 1:38, OSU 10 - OU 10
	01:28	OSU	Rudolph, Mason 6 yd run (Grogan, Ben kick)	8-50 2:07, OSU 17 - OU 10
	00:27	OU	Lewis, Geno 10 yd pass from Mayfield, B. (Seibert kick)	5-76 1:01, OSU 17 - OU 17
3rd	11:56	OU	Perine, Samaje 1 yd run (Seibert, Austin kick)	6-81 3:04, OSU 17 - OU 24
	04:21	OU	Mixon, Joe 12 yd pass from Mayfield (Seibert kick)	13-80 6:24, OSU 17 - OU 31
	01:00	OSU	Grogan, Ben 30 yd field goal	8-75 3:21, OSU 20 - OU 31
4th	09:35	OU	Mixon, Joe 79 yd run (Seibert, Austin kick)	1-79 0:14, OSU 20 - OU 38

	OSU	OU
FIRST DOWNS	17	25
RUSHES-YARDS (NET)	37-217	52-341
PASSING YDS (NET)	186	288
Passes Att-Comp-Int	25-11-0	19-13-0
TOTAL OFFENSE PLAYS-YARDS	62-403	71-629
Fumble Returns-Yards	0-0	0-0
Punt Returns-Yards	0-0	0-0
Kickoff Returns-Yards	5-162	5-83
Interception Returns-Yards	0-0	0-0
Punts (Number-Avg)	6-40.0	5-39.2
Fumbles-Lost	2-0	3-1
Penalties-Yards	3-22	4-54
Possession Time	24:53	35:07
Third-Down Conversions	4 of 15	6 of 13
Fourth-Down Conversions	1 of 2	1 of 1
Red-Zone Scores-Chances	4-4	4-6
Sacks By: Number-Yards	1-6	2-7

**RUSHING:** Oklahoma State-Hill, Justice 16-99; Carson, Chris 12-91; Rudolph, Mason 8-28; TEAM 1-minus 1. Oklahoma-Perine, Samaje 37-239; Mixon, Joe 11-99; Mayfield, Baker 3-5; TEAM 1-minus 2.

**PASSING:** Oklahoma State-Rudolph, Mason 11-25-0-186. Oklahoma-Mayfield, Baker 13-19-0-288.

**RECEIVING:** Oklahoma State-Seales, Jhajuan 3-80; Washington, James 2-50; McCleskey, Jalen 2-16; Veatch, Zac 1-15; Jarwin, Blake 1-9; Lacy, Chris 1-9; Carson, Chris 1-7. Oklahoma-Westbrook, Dede 4-111; Lewis, Geno 3-28; Smallwood, J. 2-21; Mixon, Joe 2-19; Flowers, D. 1-67; Mead, Jeffery 1-42.

**INTERCEPTIONS:** Oklahoma State-None. Oklahoma-None.

**FUMBLES:** Oklahoma State-Rudolph, Mason 1-0; TEAM 1-0. Oklahoma-Perine, Samaje 2-1; Mixon, Joe 1-0.



# GAME NOTES

## STATE OF THE PROGRAM



The list of Oklahoma State products now in the NFL includes three Pro Bowlers - kicker Dan Bailey of the Dallas Cowboys, receiver Dez Bryant of the Dallas Cowboys, and offensive lineman Russell Okung of the Los Angeles Chargers. The complete list:

Player	Team	Position
Dan Bailey	Dallas Cowboys	K
Dez Bryant	Dallas Cowboys	WR
Chris Carson	Seattle Seahawks	RB
Michael Hunter	New York Giants	CB
Blake Jarwin	Dallas Cowboys	TE
Ashton Lampkin	Kansas City Chiefs	CB
Emmanuel Ogbah	Cleveland Browns	DL
Russell Okung	Los Angeles Chargers	OT
Tyler Patmon	Jacksonville Jaguars	CB
Kevin Peterson	Los Angeles Rams	CB
Lenzy Pipkins	Green Bay Packers	CB
Lane Taylor	Green Bay Packers	OG
Vincent Taylor	Miami Dolphins	DT
Brandon Weeden	Tennessee Titans	QB

Since Mike Gundy took over as head coach in 2005, Oklahoma State has produced 21 NFL draft picks. The list:

### OSU'S DRAFT PICKS UNDER MIKE GUNDY

Year	Rd.	Pick	Player	Pos.	Team
2005	2	56	Darrent Williams	CB	Denver Broncos
2005	3	73	Vernand Morency	RB	Houston Texans
2005	7	249	Billy Bajema	TE	San Francisco 49ers
2006	6	199	Charlie Johnson	T	Indianapolis Colts
2007	4	132	Ryan McBean	DE	Pittsburgh Steelers
2007	6	209	Corey Hilliard	OT	New England Patriots
2009	1	20	Brandon Pettigrew	TE	Detroit Lions
2010	1	6	Russell Okung	OL	Seattle Seahawks
2010	1	24	Dez Bryant	WR	Dallas Cowboys
2010	5	137	Perrish Cox	DB	Denver Broncos
2010	7	250	Zac Robinson	QB	New England Patriots
2011	4	115	Kendall Hunter	RB	San Francisco 49ers
2012	1	5	Justin Blackmon	WR	Jacksonville Jaguars
2012	1	22	Brandon Weeden	QB	Cleveland Browns
2012	6	190	Markelle Martin	S	Tennessee Titans
2013	5	151	Joseph Randle	RB	Dallas Cowboys
2014	1	8	Justin Gilbert	CB	Cleveland Browns
2015	7	252	Josh Furman	DB	Denver Broncos
2016	2	32	Emmanuel Ogbah	DE	Cleveland Browns
2017	6	194	Vincent Taylor	DT	Miami Dolphins
2017	7	249	Chris Carson	RB	Seattle Seahawks

## Team and Player Notes

### WIN INDICATORS

There are many things that factor into whether a team wins a game or not, but a long-term look at the trends during Mike Gundy's tenure at Oklahoma State shows that winning the turnover battle and winning the run game are two of the easiest ways to predict an OSU victory.

Since 2005, when the Cowboys win the turnover battle, they are 64-8 (88.9 pct.) They are 29-2 (93.5 pct.) in games when they commit zero turnovers. OSU is 83-20 under Gundy when outrushing the opponent (80.6 pct.) and is 36-5 when holding the opponent under 100 yards on the ground (87.8 pct.).

History also shows that OSU is tough to beat when it takes a lead into halftime, as the Cowboys are 87-7 when leading at intermission under Gundy (92.6 pct.).

### COWBOYS IN CLOSE GAMES

One of the best marks of a great program is finding a way to win when the game is close at the end. Under Mike Gundy, the Cowboys have excelled in that area.

Dating back to the 2014 season, OSU is 13-1 in its last 14 games decided by 10 points or fewer, including a streak of three straight overtime wins. That kind of consistency in pressure situations plays a large part in OSU's success. Even going back to the beginning of the Gundy era in 2005, OSU is 29-18 in games decided by 10 points or fewer.

### WEEK 10 TALKING POINTS - OFFENSE

► Oklahoma State ranks No. 3 nationally in total offense with 569.3 yards per game. The Cowboys average 7.4 yards per offensive snap, and have had at least 428 offensive yards in every game this season - going over 500 yards in five of eight games. OSU averages 12.5 first quarter points and 25.4 points before halftime.

► One of the major contributing factors is balance. The Cowboys have attempted 329 rushes and 289 passes on the season, scoring 21 rushing touchdowns and 22 passing touchdowns. 12 different Cowboys have scored a touchdown this season and six different Cowboys have scored at least four TDs this year.

► Oklahoma State has rushed for more than 200 yards in three of its last four games and in four of its eight games this season. The Cowboys average 198.6 rushing yards per game through eight games. The last time they averaged that many rushing yards per game was 2012, at 215.3. Justice Hill has led the way as the Big 12's leading rusher with 836 yards, but last week true freshman J.D. King took center stage and set career highs with 36 carries and 142 yards.

► Already OSU's all-time leading passer, Mason Rudolph continues his assault on the record book. With 459 passing yards against Baylor, Rudolph tied Brandon Weeden's school record with his seventh career 400-yard passing game. Rudolph has also hit the 300-yard passing mark seven times in his last nine games, and last week set school career records for wins as a starting quarterback, passing touchdowns, completions and touchdowns responsible for.

► James Washington has lived up to the hype as the preseason Biletnikoff Award favorite and preseason A.P. All-American. He's gone over 100 yards receiving five times this season and he's second nationally with 125.6 receiving yards per game. Washington averages a staggering 22.33 yards per reception. He finished the Baylor game with 235 yards to match Rashaun Woods' school record of three career 200-yard games.

► Another reason for OSU's offensive success is its ability to convert on third down. The Cowboys rank seventh nationally with a 48.6 percent conversion rate on third downs and are fifth nationally with 221 offensive first downs on the season, highlighting some of the many frustrations of defending the OSU offense.

### RUDOLPH ON THE SHORT LIST FOR THE HEISMAN TROPHY

Mason Rudolph has quarterbacked Oklahoma State to a 29-7 record as a starter and has led the Cowboys to nine victories in games in which they trailed during the second half.

Rudolph owns no fewer than 32 school records, and last game he broke an OSU record with his 29th career win as a starting quarterback. He's hit 300 yards passing in seven of his last nine games. His seven straight games with 300 yards passing earlier this season marked the longest such streak in OSU history. Including his school-record 423 passing yards in the first half against Pittsburgh, Rudolph has surpassed 300 yards passing in a half on three occasions - a feat that had only been accomplished twice in Oklahoma State history prior to last season. He set the school record for passing yards in a game with 540 in OSU's win over Pitt last season and is OSU's career passing leader and OSU's career leader in total offense. He was the only quarterback in the country last season to throw for more than 4,000 yards with fewer than five interceptions, and this season he's thrown for 2,866 yards and 22 touchdowns against just five interceptions.

Rudolph has been tabbed as the No. 1 senior quarterback in the country by Mel Kiper. He's on the watch lists for the Maxwell Award, the Wuerffel Trophy, the Johnny Unitas Golden Arm Award, the Davey O'Brien National Quarterback Award, the Manning Award and the Allstate AFCA Good Works Team.

He's also been picked to win the most famous of them all: the Heisman Trophy.



## GAME NOTES

### RUDOLPH THE BIGGEST WINNER IN PROGRAM HISTORY

Last week at West Virginia, Mason Rudolph passed Mike Gundy as Oklahoma State's all-time winningest quarterback with his 29th career victory as a starter. He has quarterbacked the Cowboys to wins over every school in the Big 12. A look at where he stands entering this week's game vs. Oklahoma:

Rank	Name	Years as a Starter	Record
1.	<b>Mason Rudolph</b>	<b>2014-2017</b>	<b>29-7</b>
2.	Mike Gundy	1986-1989	28-14
3.	Brandon Weeden	2010-2011	23-3
4.	Zac Robinson	2007-2009	23-13

### MASON RUDOLPH: THE NUMBERS SPEAK FOR THEMSELVES

Now in his final season of college football, Rudolph's numbers are among the best in the nation when it comes to both career and season rankings. A look at how his numbers rank among all FBS players:

#### Career Ranking Among Active FBS Players

Rank	Statistic	Value
1.	Passing Yards per Completion	14.88
2.	INT Avoidance (min. 800 att)	0.0178
2.	Passing Yards Per Attempt	9.38
2.	Passing Yards Per Game	312.97
2.	Total Offense Yds Per Play	8.11
3.	Passing Yards	11,580
4.	Passing Efficiency	158.9
4.	Total Offense	11,635
5.	Passing Attempts	1,234
5.	Passing Completions	778
5.	Total Offense Per Game	314.46

#### 2017 FBS Rankings

Rank	Statistic	Value
1.	Passing Yards	2,866
1.	Passing Yards Per Game	358.3
2.	ESPN Total QBR	86.3
2.	Total Offense	366
3.	Passing Efficiency	175.5
3.	Passing Yards per Completion	15.83
3.	Yards per Pass Attempt	10.38
4.	Points Responsible For	174
4.	Points Responsible For Per Game	21.8

### THROWING DARTS - LONG COMPLETIONS

One of the most impressive parts of Rudolph's game is his ability to avoid interceptions, not just this year, but throughout his career. Despite attempting 448 passes in 2016, he was only picked off four times. He was the only quarterback in the country who surpassed 4,000 passing yards with less than five interceptions last season.

Rudolph's interception numbers are even more impressive considering a large percentage of his passes are down-field, not short and easy throws. Rudolph was third nationally last year in 30-plus yard completions and he was the only quarterback in the country with four completions of at least 80 yards.

He leads the nation in completions of at least 30 and 40 yards this season. A look at the national leaders in 30-plus yard completions:

Rk	Player, School	G	10+	20+	30+	40+	50+	60+	70+	80+	90+	TD	Int.
1.	<b>Mason Rudolph, Oklahoma State</b>	8	108	44	25	16	8	6	2	1	0	22	5
2.	Will Grier, West Virginia	8	96	38	24	15	9	6	2	0	0	28	9
3.	Riley Ferguson, Memphis	8	104	43	19	7	2	0	0	0	0	23	7
3.	Ben Hicks, SMU	8	80	42	19	9	5	3	0	0	0	19	6
3.	Drew Lock, Missouri	8	90	38	19	15	13	7	2	0	0	28	8
3.	Bryant Shirreffs, UConn	8	77	31	19	11	7	4	2	1	0	13	4
7.	Mason Fine, North Texas	8	85	34	18	12	3	2	2	0	0	17	8
7.	Shea Patterson, Ole Miss	7	86	28	18	12	7	4	4	0	0	17	9

### 300, 300, 300, 300, 300 ...

With 459 passing yards against Baylor, Rudolph increased his school record for career games with at least 300 yards passing to 18. It also marked his sixth 300-yard game of the season, which is the second-most of any quarterback in the country this year. A look at the national leaders in 300-yard games this season:

Rk	Name	300-Yd Games	Games Played	Yards	Yards/G
1.	Will Grier, West Virginia	7	8	2,752	344.0
2.	<b>Mason Rudolph, Oklahoma State</b>	<b>6</b>	<b>8</b>	<b>2,866</b>	<b>358.3</b>
	Tyler Rogers, New Mexico State	6	8	2,716	339.5
	Nic Shimonek, Texas Tech	6	8	2,663	332.9
	Baker Mayfield, Oklahoma	6	8	2,628	328.5
	Lamar Jackson, Louisville	6	9	2,808	312.0

### STATE OF THE PROGRAM

#### FIRST-ROUND PICKS, 2009-17 (BIG 12)

1. <b>Oklahoma State</b>	6
Baylor	6
3. Oklahoma	5
4. Texas	4
West Virginia	4
6. TCU	3
7. Texas Tech	2
8. Kansas State	1
9. Iowa State and Kansas	0

#### FIRST-ROUND PICKS, 2009-17 (NATIONAL)

1. Alabama	22
2. Florida	13
Ohio State	13
4. Florida State	10
LSU	10
6. Texas A&M	9
USC	9
8. Missouri	8
Clemson	8
10. Georgia	7
North Carolina	7
Wisconsin	7
11. <b>Oklahoma State</b>	<b>6</b>
Baylor	6
Louisville	6
Notre Dame	6
Mississippi	6
Tennessee	6
Washington	6
Stanford	6
21. California	5
Oklahoma	5
Oregon	5

#### MOST 10-WIN SEASONS, 2010-2017

1. Alabama	7
2. Florida State	6
Ohio State	6
Stanford	6
Oklahoma	6
6. <b>Oklahoma State</b>	<b>5</b>
Michigan State	5
Oregon	5
Wisconsin	5
Boise State	5
Clemson	5
12. TCU	4
Baylor	4
Georgia	4
LSU	4

#### RECORD IN BIG 12 GAMES SINCE 2010

1. Oklahoma	53-14	.791
2. <b>Oklahoma State</b>	<b>48-19</b>	<b>.716</b>
3. Kansas State	40-26	.606
3. Baylor	39-27	.591
5. TCU*	29-21	.483
6. West Virginia*	25-24	.510
7. Texas	32-34	.485
8. Texas Tech	23-44	.343
9. Iowa State	19-48	.284
10. Kansas	4-63	.060

\* TCU and West Virginia didn't join the Big 12 until 2012.



## GAME NOTES

### COWBOYS IN CLOSE GAMES

Success in close games has been part of Mike Gundy's career success. A look at how the Cowboys have fared in close games (less than 10 points separating the final score) during his head coaching career, which spans from 2005 to the present:

#### 2005

Montana State	W	15-10
Missouri	L	31-38
No. 13 Texas Tech	W	24-17

#### 2006

at Houston	L	25-34
at Kansas State	L	27-31
No. 23 Texas A&M	L	33-34 (OT)
at Texas Tech	L	24-30
No. 13 Oklahoma	L	21-27
Alabama (Independence Bowl)	W	34-31

#### 2007

Texas Tech	W	49-45
at Texas A&M	L	23-24
No. 25 Kansas State	W	41-39
No. 14 Texas	L	35-38

#### 2008

at No. 3 Missouri	W	28-23
at No. 1 Texas	L	24-28

#### 2009

at Texas A&M	W	36-31
Texas Tech	W	24-17
Colorado	W	31-28

#### 2010

Troy	W	41-38
Texas A&M	W	38-35
No. 14 Oklahoma	L	41-47

#### 2011

at No. 8 Texas A&M	W	30-29
No. 17 Kansas State	W	52-45
at Iowa State	L	31-37 (OT)
No. 4 Stanford (Fiesta Bowl)	W	41-38 (OT)

#### 2012

No. 12 Texas	L	36-41
at Kansas	W	20-14
at No. 14 Oklahoma	L	48-51 (OT)
at Baylor	L	34-41

#### 2013

at West Virginia	L	21-30
Kansas State	W	33-29
No. 18 Oklahoma	L	24-33

#### 2014

vs. No. 1 Florida State	L	31-37
at Kansas	W	27-20
at No. 18 Oklahoma	W	38-35 (OT)
Washington (Cactus Bowl)	W	30-22

#### 2015

at Texas	W	30-27
Kansas State	W	36-34
at West Virginia	W	33-26 (OT)
at Iowa State	W	35-31

#### 2016

Central Michigan	L	27-30
Pittsburgh	W	45-38
Iowa State	W	38-31
at Kansas State	W	43-37
Texas Tech	W	45-44

#### 2017

Texas Tech	W	41-34
at Texas	W	13-10 (OT)

### THE BEST WIDE RECEIVER IN THE COUNTRY

James Washington is Rudolph's top target, and he leads the nation in several statistical categories of his own. His 34 career receiving touchdowns are the highest total among all active FBS players - and are five in front of second place. He also leads all active players with 3,928 career receiving yards - more than 650 yards in front of the next best - and leads all Power Five players with 19.9 yards per catch in his career (minimum 100 career receptions). A midseason All-American by several publications including the Associated Press, Washington is the consensus pick as the nation's top receiver and he's the favorite to win the Biletnikoff Award. The Stamford, Texas, native is also on the watch lists for the Walter Camp Award and the Maxwell Award, which are both presented to the nation's top player.

This season, he's the nation's second leading receiver with 125.6 yards per game (a mark that leads all receivers from Power Five conferences), despite sitting out the fourth quarter in four blowout wins.

### MR. THREE 1,000 - WASHINGTON IN ELITE COMPANY

Now sitting at 1,005 receiving yards on the season, Washington is one of only three players in Big 12 history to surpass 1,000 receiving yards in three seasons. He joins OSU's Rashaun Woods and OU's Ryan Broyles as the only players in league history to accomplish the feat.

### CHASING MORE RECORDS

Washington is also one of just three Cowboys ever with 10 or more receiving touchdowns in multiple seasons, joining two-time Biletnikoff Award winner Justin Blackmon and NFL first-round draft pick Rashaun Woods. He is also one of five OSU players in history with multiple 1,000-yard seasons, joining Blackmon, Woods, Hart Lee Dykes and Adarius Bowman.

He is second on OSU's career receiving yards list with 3,928 and will become OSU's all-time receiving yards leader if he keeps producing at his current rate.

1.	4,414	Rashaun Woods (293-4414)	1999-03
2.	<b>3,928</b>	<b>James Washington (190-3837)</b>	<b>2014-17</b>
3.	3,564	Justin Blackmon (253-3564)	2008-11

With a strong finish to the season, the Big 12 career receiving yards record could fall as well. Where he stands:

1.	4,586	Ryan Broyles, Oklahoma	2008-11
2.	4,414	Rashaun Woods, Oklahoma State	2000-03
3.	4,004	Kendall Wright, Baylor	2008-11
4.	<b>3,928</b>	<b>James Washington, Oklahoma State</b>	<b>2014-17</b>

Washington is also working his way up the OSU list for career receiving touchdowns, where he sits third:

1.	42	Rashaun Woods	1999-03
2.	40	Justin Blackmon	2008-11
3.	<b>34</b>	<b>James Washington</b>	<b>2014-17</b>

### WASHINGTON AND THE LONG BALL

Washington averages more than 22 yards per catch this year to rank among the FBS leaders in yards per catch. His career average of 19.9 yards per catch makes him the Power Five's active career leader. When Rudolph throws long, there's a good chance he's hitting Washington.

Remarkably, Washington's career average for yards per touchdown catch is 43.2 yards. 16 of his 34 career touchdown catches have gained at least 40 yards and 22 have gained at least 30 yards. Four of his eight touchdown catches this season have gained more than 60 yards. Entering the Oklahoma game, Washington leads the nation in receptions of 30-plus, 40-plus, 50-plus, 60-plus yard and 80-plus receptions this season. How he stacks up nationally, sorted by leaders of 40-plus yard catches:

Rk	Player, School	G	10+	20+	30+	40+	50+	60+	70+	80+	90+
1.	<b>James Washington, Oklahoma State</b>	8	32	15	12	8	5	4	2	1	0
2.	A.J. Brown, Ole Miss	8	25	11	7	6	4	2	2	0	0
2.	Keke Coutee, Texas Tech	8	30	11	6	6	4	3	2	0	0
2.	Anthony Johnson, Buffalo	9	32	14	7	6	3	0	0	0	0
2.	Denzel Mims, Baylor	8	26	13	6	6	2	2	2	0	0
2.	David Sills, West Virginia	8	25	11	8	6	3	2	1	0	0
2.	Steven Sims Jr., Kansas	8	15	9	8	6	4	3	1	0	0

### TWICE AS NICE

Washington isn't the only one who has put up eye-opening numbers, as Marcell Ateman has four 100-yard receiving games and 668 yards on the season. They form the best pass-catching duo in the nation:

1.	<b>1,673</b>	<b>James Washington and Marcell Ateman, Oklahoma State</b>
2.	1,580	Trey Quinn and Courtland Sutton, SMU
3.	1,541	David Sills and Gary Jennings, West Virginia





## GAME NOTES

### HILL IS THE BIG 12'S LEADING RUSHER

Despite the fact that the Cowboys are ranked No. 2 nationally in passing offense, the OSU run game has been one of the major keys to the offensive success this season. Sophomore Justice Hill is the Big 12's leading rusher with 836 yards and 104.5 yards per game this year. The Tulsa native has five 100-yard games this season, and that's largely due to his ability to consistently find space and turn short rushing plays into more.

Here's where he ranks nationally this year when it comes to runs of 10 yards or more:

Rk	Name	Team	Year	Pos.	Games	10+ Yard Carries
1.	Lamar Jackson	Louisville	JR	QB	9	41
2.	Devin Singletary	FAU	SO	RB	8	40
2.	Jonathan Taylor	Wisconsin	FR	RB	8	40
4.	Rashaad Penny	SDSU	SR	RB	9	38
5.	Royce Freeman	Oregon	SR	RB	9	37
6.	Phillip Lindsay	Colorado	SR	RB	9	33
6.	Bryce Love	Stanford	JR	RB	7	33
8.	Quinton Flowers	South Florida	SR	QB	8	31
9.	Lexington Thomas	UNLV	JR	RB	8	29
10.	<b>Justice Hill</b>	<b>Oklahoma State</b>	<b>SO</b>	<b>RB</b>	<b>8</b>	<b>28</b>
10.	Nick Chubb	Georgia	SR	RB	8	28
10.	J.K. Dobbins	Ohio State	FR	RB	8	28

### OFFENSIVE BENCHMARKS

Among the statistical categories that the OSU coaches prioritize when grading their own offense are the following: rushing yards per carry, explosive plays (20 yards or longer), minimizing turnovers and avoiding negative yardage plays. A game-by-game look at how the Cowboys grade out in those areas in 2017:

Opponent	YPC	20+ Plays	TOs	Neg. Plays	Res.
Tulsa	9.0	7	2	9	W
at South Alabama	4.4	4	0	2	W
at Pittsburgh	3.0	14	2	5	W
TCU	4.6	5	4	6	L
at Texas Tech	5.0	10	1	3	W
Baylor	7.3	11	2	4	W
at Texas	2.9	5	1	4	W
at West Virginia	4.4	5	4	10	W
Oklahoma					
at Iowa State					
Kansas State					
Kansas					
<b>Totals</b>	<b>4.8</b>	<b>61</b>	<b>16</b>	<b>43</b>	<b>7-1</b>

### WEEK 10 TALKING POINTS - DEFENSE

► In the last two games, the Cowboy defense has been nothing short of outstanding. Last week, the Cowboys held WVU to its lowest offensive output of the season (192 yards below its average) and became the only team to hold quarterback Will Grier to less than 300 passing yards all season. Before that, the OSU defense held Texas to its lowest output of the season as well.

► A large part of that success has been due to third-down defense. OSU has held its last two opponents to a combined 5-of-32 on third downs. 17 of OSU opponents' last 30 possessions have ended with a three-and-out. The Cowboys' third down percentage defense of 15.6 is fifth nationally over the past two weeks and Alabama and Washington State are the only two Power Five teams who have stopped a higher percentage.

► The Cowboys have allowed only six passing touchdowns in eight games this season. Among Power Five schools, only LSU and Washington have allowed fewer. Oklahoma State's defense has broken up 22 passes in the last four games – seven vs. Texas Tech, five vs. Baylor, four vs. Texas and six vs. West Virginia.

► OSU recorded four interceptions last week vs. WVU quarterback Will Grier, who entered the game with just five interceptions all season, and added a fumble recovery as well. It was the first time since facing TCU in 2015 that the Cowboys picked off four passes in a game. OSU has forced a turnover in 22 consecutive games, including 17 this season. Forcing turnovers has long been an emphasis for OSU defensive coordinator Glenn Spencer.

► Four Cowboys have four interceptions on the year, including Ramon Richards, Justin Phillips, A.J. Green and Tre Flowers. Only five teams in FBS can make that claim and Arizona is the only other Power Five school.

► The Cowboys have blocked two punts this season, including one by Sione Finefeuiaki last week at West Virginia. It continued a mark of success, as OSU has now blocked 21 kicks since start of the 2013 season to lead the nation during that timespan.

► The Oklahoma State defense has not allowed a first-quarter point in five of eight games this season, and has allowed just 20 first-quarter points all year, which ranks sixth nationally.

### SITUATIONAL RECORDS

	2017	Gundy Era
Home	2-1	62-20
Away	5-0	40-26
Neutral	0-0	10-5
Natural Grass	1-0	14-16
Artificial Turf	6-1	97-35
Day Games	4-1	64-26
Night Games	3-0	47-25
vs. Ranked Opponents	1-1	21-30
August	1-0	3-1
September	3-1	39-10
October	3-0	36-13
November	0-0	25-20
December	0-0	5-4
January	0-0	3-3
Leading at Halftime	6-0	87-7
Trailing at Halftime	0-1	20-41
Tied at Halftime	1-0	4-3
Scoring First	6-0	76-22
Opponent Scoring First	1-1	35-29
Score < 20 Points	1-0	2-13
Score 20+ Points	6-1	107-38
Score 30+ Points	6-1	97-19
Score 40+ Points	6-0	63-4
Opponent Scores < 20 Points	3-0	53-0
Opponent Scores 20+ Points	4-1	57-50
Opponent Scores 30+ Points	2-1	28-43
Opponent Scores 40+ Points	0-1	4-27
Gain < 20 First Downs	0-0	17-23
Gain 20+ First Downs	7-1	93-28
Opponent Gains < 20 First Downs	4-0	54-12
Opponent Gains 20+ First Downs	3-1	57-39
More Rushing Yards Than Opponent	7-0	83-20
Fewer Rushing Yards Than Opponent	0-1	28-31
Rush For < 100 Yards	0-0	12-11
Rush For 100+ Yards	7-1	99-40
Opponent Rushes For < 100 Yards	4-0	36-5
Opponent Rushes For 100+ Yards	3-1	75-46
More Passing Yards Than Opponent	6-1	76-18
Fewer Passing Yards Than Opponent	1-0	35-33
Pass For < 200 Yards	0-0	19-19
Pass For 200+ Yards	7-1	92-32
Opponent Passes For < 200 Yards	3-0	40-9
Opponent Passes For 200+ Yards	4-1	71-42
Pass For < 300 Yards	1-0	55-33
Pass For 300+ Yards	5-1	53-18
Opponent Passes For < 300 Yards	5-1	86-27
Opponent Passes For 300+ Yards	1-0	24-24
More Total Yards Than Opponent	7-1	88-13
Fewer Total Yards Than Opponent	0-0	23-38
Gain < 300 Total Yards	0-0	3-11
Gain 300+ Total Yards	7-1	108-40
Opponent Gains < 300 Total Yards	2-0	26-1
Opponent Gains 300+ Total Yards	5-1	85-50
Commit No Turnovers	1-0	29-2
Win Turnover Battle	3-0	64-8
Equal Turnovers As Opponent	4-0	29-12
Lose Turnover Battle	0-1	18-31
Commit < 6 Penalties	5-0	48-28
Commit 6+ Penalties	2-1	63-23
3rd Down % < 25	0-0	5-16
3rd Down % 25-49	3-0	56-24
3rd Down % 50+	4-1	50-11
Opponent 3rd Down % < 25	3-0	27-3
Opponent 3rd Down % 25-49	3-0	70-30
Opponent 3rd Down % 50+	1-1	14-18
Trail Time of Possession	3-1	65-40
Lead Time of Possession	4-0	46-11



## GAME NOTES

### SCORING MACHINE

Oklahoma State has piled up points in a big way in recent years. The highest-scoring games of the Mike Gundy era:

#### 60 OR MORE POINTS IN A GAME

Date	Opponent	Result	Score
9/1/2012	Savannah State	W	84-0
10/8/2011	Kansas	W	70-28
10/31/2015	at Texas Tech	W	70-53
9/19/2015	UTSA	W	69-14
11/12/2011	at Texas Tech	W	66-6
11/11/2006	Baylor	W	66-24
9/4/2010	Washington State	W	65-17
9/15/2012	Louisiana	W	65-24
9/18/2010	Tulsa	W	65-28
9/3/2016	Southeastern Louisiana	W	61-7
9/3/2011	Louisiana	W	61-34

#### 50-59 POINTS IN A GAME

Date	Opponent	Result	Score
9/14/2013	Lamar	W	59-3
10/14/2017	Baylor	W	59-16
11/1/2008	Iowa State	W	59-17
9/16/2017	at Pittsburgh	W	59-21
11/17/2012	No. 23 Texas Tech	W	59-21
8/31/2017	Tulsa	W	59-24
10/29/2011	Baylor	W	59-24
9/17/2011	at Tulsa	W	59-33
10/24/2015	Kansas	W	58-10
1/1/2013	vs. Purdue+	W	58-21
10/26/13	at Iowa State	W	58-27
9/13/2008	Missouri State	W	57-13
9/26/2009	Grambling State	W	56-6
10/4/2008	Texas A&M	W	56-28
9/7/2013	at UTSA	W	56-35
9/6/2008	Houston	W	56-37
9/27/2008	Troy	W	55-24
11/6/2010	No. 22 Baylor	W	55-28
11/10/2012	West Virginia	W	55-34
10/8/2010	at Louisiana	W	54-28
9/2/2006	Missouri State	W	52-10
11/2/2013	at No. 15 Texas Tech	W	52-34
11/5/2011	No. 17 Kansas State	W	52-45
10/28/2017	at No. 22 West Virginia	W	50-39

#### 40-49 POINTS IN A GAME

Date	Opponent	Result	Score
11/23/2013	No. 3 Baylor	W	49-17
11/7/2015	No. 5 TCU	W	49-29
10/1/2016	No. 22 Texas	W	49-31
12/31/2007	vs. Indiana#	W	49-33
9/22/2007	Texas Tech	W	49-45
9/16/2006	Florida Atlantic	W	48-8
11/20/2010	at Kansas	W	48-14
11/24/2012	at No. 14 Oklahoma	L-ot	48-51
11/17/2007	at Baylor	W	45-14
10/13/2007	at Nebraska	W	45-14
10/22/2011	at Missouri	W	45-24
9/25/2014	Texas Tech	W	45-35
9/17/2016	Pitt	W	45-38
11/12/2016	Texas Tech	W	45-44
9/8/2017	at South Alabama	W	44-7
12/3/2011	No. 13 Oklahoma	W	44-10
10/22/2016	at Kansas	W	44-20
9/13/2014	UTSA	W	43-13
11/5/2016	at Kansas State	W	43-37
11/9/2013	Kansas	W	42-6
9/8/2007	Florida Atlantic	W	42-6
10/14/2006	at Kansas	W	42-32
9/19/2009	Rice	W	41-24
10/28/2006	No. 20 Nebraska	W	41-29
9/30/2017	at Texas Tech	W	41-34
1/2/2012	No. 4 Stanford \$	W-ot	41-38
9/11/2010	Troy	W	41-38
10/20/2007	No. 25 Kansas State	W	41-39
11/27/2010	No. 14 Oklahoma	L	41-47
10/23/2010	No. 14 Nebraska	L	41-51
11/29/2008	No. 3 Oklahoma	L	41-61
9/6/2014	Missouri State	W	40-23

# Insight Bowl, \$ Fiesta Bowl, + Heart of Dallas Bowl

### DEFENSIVE BENCHMARKS

Oklahoma State's defensive coaches look at multiple factors when judging their own defense, but high on the priority list are the following: turnovers forced, points per possession, yards per possession, third down defense and big plays allowed. A game-by-game look at how the Cowboys are doing in those areas:

Opponent	Oppt. Poss.	Total Defense	Yds/Poss. Defense	Scoring Defense	Pts/Poss. Defense	Yds/Play Defense	Turnovers Forced	3rd Down Defense	Big Plays Allowed (20+)
Tulsa	14	432	30.86	17	1.21	4.4	2	16 of 26	2
at South Alabama	11	175	15.91	7	0.64	3.4	2	1 of 10	0
at Pittsburgh	12	391	32.58	14	1.17	5.7	2	5 of 15	4
TCU	12	466	38.83	44	3.67	5.5	1	11 of 19	4
at Texas Tech	12	384	32.00	29	2.42	5.3	1	5 of 12	5
Baylor	14	387	27.64	16	1.14	4.7	3	7 of 18	3
at Texas	14	283	20.21	10	0.71	4.1	1	3 of 17	2
at West Virginia	16	347	21.69	25	1.56	4.8	5	2 of 15	4
Oklahoma									
at Iowa State									
Kansas State									
Kansas									
<b>Cumulative</b>	<b>105</b>	<b>2,865</b>	<b>27.29</b>	<b>162</b>	<b>1.54</b>	<b>4.8</b>	<b>17</b>	<b>50 of 132</b>	<b>24</b>

### WELL-ROUNDED

The Cowboys rank among the Big 12 leaders in several defensive categories this season. A look:

Statistic	Value	Big 12 Rank	NCAA Rank
Passes Intercepted	12	1	8
Punt Return Defense	2	1	9
Turnovers Gained	17	1	14
Team Passing Efficiency Defense	108	1	16
Blocked Kicks	2	1	17
Defensive TDs	3	2	5
Kickoff Return Defense	18.03	2	20
Rushing Defense	125.4	3	25
Team Tackles for Loss	7.1	3	28
Total Defense	358.1	3	39
Passing Yards Allowed	232.8	3	79

### BLOCK PARTY - NATIONAL LEADERS IN BLOCKED KICKS SINCE 2013

Oklahoma State has earned a reputation for its ability to block kicks. The Cowboys ranked fourth nationally last season with six blocks on the year, and defensive tackle Vincent Taylor led the nation in 2016 with four blocks by himself. Cowboy linebacker Devin Harper got OSU's first block of 2017 at Texas Tech and Sione Finefeuiaki got a punt block at West Virginia to keep the tradition alive.

Here are the national team leaders in blocked kicks since the beginning of the 2013 season:

1. Oklahoma State	21
BYU	20
3. Temple	19
4. Georgia Tech	18
5. Air Force	17
Rutgers	17

### SENIOR LEADERS

Two of the Cowboys' most experienced players on defense are safety Tre Flowers and linebacker Chad Whitener. That duo has combined for more than 60 career starts, 400 tackles and 70 appearances in their respective careers. Here's a look at where they rank among the Big 12's active career leader in total tackles:

Rank	Player	School	Pos	Games	Solo Tackles	Assisted Tackles	Total Tackles
1.	Taylor Young	Baylor	LB	43	204	102	306
2.	Travin Howard	TCU	DB	47	174	121	295
3.	<b>Tre Flowers</b>	<b>Oklahoma St.</b>	<b>DB</b>	<b>46</b>	<b>181</b>	<b>61</b>	<b>242</b>
4.	Jah'Shawn Johnson	Texas Tech	DB	37	148	84	232
4.	Ty Summers	TCU	LB	35	114	118	232
6.	Kamari Cotton-Moya	Iowa St.	DB	37	160	70	230
7.	<b>Chad Whitener</b>	<b>Oklahoma St.</b>	<b>LB</b>	<b>33</b>	<b>133</b>	<b>72</b>	<b>205</b>



## GAME NOTES

### NO FLY ZONE

The OSU defense ranks No. 16 in FBS in pass efficiency defense, largely due to the fact that it has given up so few passing touchdowns this season. Only three teams in the nation have given up fewer than the Cowboys' six - LSU, Washington and Western Kentucky - all of whom have given up five.

The Cowboys ability to keep opponents out of the end zone in the passing game is even more remarkable considering they play in a Big 12 Conference that features four of the nation's top six passing offenses.

Rk Team	Games	Record	Opp Att	Opp Comp	Int	Pass Yds	Pass TD	Pass Eff
1 LSU	8	6-2	238	128	7	1,388	5	103.82
Western Ky.	8	5-3	238	131	9	1,458	5	105.87
Washington	8	7-1	254	161	8	1,317	5	107.14
<b>2 Oklahoma State</b>	<b>8</b>	<b>7-1</b>	<b>290</b>	<b>161</b>	<b>12</b>	<b>1,862</b>	<b>6</b>	<b>108.00</b>
Wisconsin	8	8-0	250	127	12	1,394	6	95.96
Boston College	9	5-4	295	151	13	1,725	6	98.20
Michigan	8	6-2	212	100	6	1,211	6	98.83
Alabama	8	8-0	251	138	11	1,357	6	99.52
Houston	8	5-3	317	188	10	2,156	6	116.37

### TURNOVER TRADITION

OSU ranks among the national leaders in turnovers forced since 2010. A look at the elite performers:

1. Houston	223
2. Oregon	218
<b>3. Oklahoma State</b>	<b>217</b>
4. Louisiana Tech	203
5. Washington	201
6. Boise State	200
Utah	200
8. Arkansas State	196
9. Georgia	193
Northern Illinois	193
TCU	193

### NON-OFFENSIVE TDS AN OSU STAPLE

Non-offensive touchdowns have been a regular part of the Oklahoma State attack in recent years, as the Cowboys have 42 non-offensive scores since the start of the 2010 season. A closer look:

#### Non-Offensive Touchdowns, NCAA Leaders Since 2010

1. Alabama	44
1. Utah	44
<b>3. Oklahoma State</b>	<b>42</b>
4. Houston	39
4. Florida	39
4. Oregon	39
7. TCU	37
8. Kansas State	36
9. Ohio State	35
10. Arizona State	34

### TEXAS IS COWBOY COUNTRY

The OSU roster includes 51 native Texans. No FBS school outside of the Lone Star State has more. The list of schools outside of Texas with the most native Texans:

<b>1. Oklahoma State</b>	<b>51</b>
2. Tulsa	42
3. Oklahoma	41
4. Kansas	40
5. New Mexico State	37

### COWBOY GRADS

Academics has always been a point of emphasis for OSU coach Mike Gundy. During the 2017 season, five Cowboys have seen the field who already have their college degrees, including safety Tre Flowers, linebacker Chad Whitener, defensive lineman Vili Leveni, offensive lineman Aaron Cochran and cornerback Adrian Baker.

### OKLAHOMA STATE COWBOY RADIO NETWORK AFFILIATES

Ada	KTLS	106.5 FM
Altus	KWHW	1450 AM
Ardmore	KYNZ	107.1 FM
Anadarko	KACO	98.5 FM
Bartlesville	KWON	1400 AM
Blackwell	KOKB	1580 AM
Broken Bow	KKBI	106.1 FM
Cordell/Sayre	KKZU	101.7 FM
Enid	KNID	107.1 FM
Frederick	KTAT	1570 AM
Grove	KGVE	99.3 FM
Hobart	KTJS	1420 AM
Hugo	KMMY	96.5 FM
Lawton	KMGZ	97.3 FM
Lawton	KMGZ	95.3 FM
McAlester	KTMC	105.1 FM
Oklahoma City	KXXY	96.1 HD2
Ponca City	WBBZ	1230 AM
Sallisaw	KXMX	105.1 FM
Shawnee	KGFF	1450 AM
Shawnee	KGFF	100.9 FM
Stillwater	KSPI	93.7 FM
Tahlequah	KEOK	102.1 FM
Tulsa	KFAQ	1170 AM
Weatherford	KWEY	1590 AM
Weatherford	KWEY	95.5 FM
Woodward	KMZE	92.1 FM

### MIKE GUNDY RADIO SHOW

Mike Gundy's radio show airs live throughout most Cowboy Radio Network affiliates from 6-7 p.m. CT on the following dates:

Monday, August 28  
Monday, September 4  
Monday, September 11  
Monday, September 18  
Monday, September 25  
Monday, October 9  
Monday, October 16  
Monday, October 23  
Monday, October 30  
Monday, November 6  
Monday, November 13  
Monday, November 20

### MIKE GUNDY TV SHOW

Mike Gundy's television show, Cowboy Football Roundup, airs on Fox Sports Oklahoma at 5 p.m. each Wednesday. Hosted by Dave Hunziker, the show includes highlights and analysis delivered by Gundy, plus feature segments.



## 2017 HONORS AND RECOGNITION

### **MASON RUDOLPH - QB**

- Midseason Associated Press All-America Team Second Team Selection
- Maxwell Award Preseason Watch List
- Walter Camp Award Preseason Watch List
- Wuerffel Trophy Preseason Watch List
- Johnny Unitas Golden Arm Award Preseason Watch List
- Davey O'Brien Award Preseason Watch List
- Manning Award Preseason Watch List
- Allstate AFCA Good Works Team Preseason Watch List
- Big 12 Offensive Player of the Week, Week 3 at Pittsburgh
- Manning Award Star of the Week, Week 1 vs. Tulsa
- Manning Award Star of the Week, Week 3 at Pittsburgh
- Manning Award Star of the Week, Week 5 at Texas Tech
- Davey O'Brien "Great 8" Performer, Week 1 vs. Tulsa
- Davey O'Brien "Great 8" Performer, Week 3 at Pittsburgh
- Davey O'Brien "Great 8" Performer, Week 5 at Texas Tech
- OSU Offensive Player of the Game, Week 1 vs. Tulsa
- College Football Performance Awards - Honorable Mention National Performer of the Week, Week 1 vs. Tulsa
- OSU Offensive Player of the Game, Week 2 vs. South Alabama
- College Football Performance Awards - Honorable Mention National Performer of the Week, Week 3 vs. Pittsburgh
- OSU Offensive Player of the Game, Week 7 vs. Baylor

### **JAMES WASHINGTON - WR**

- ESPN Midseason All-America First Team Selection
- Sporting News' Midseason All-American College Football Team Selection
- CBS Sports Midseason All-America Team
- Midseason Associated Press All-America Team First Team Selection
- Preseason Associated Press All-America Team Unanimous First Team Selection
- Preseason All-Big 12 Football Team - Unanimous Selection
- Walter Camp Award Preseason Watch List
- Maxwell Award Preseason Watch List
- Biletnikoff Award Preseason Watch List
- Earl Campbell Tyler Rose Award Preseason Watch List

### **JALEN MCCLESKEY - WR**

- Biletnikoff Award Preseason Watch List
- OSU Offensive Player of the Game, Week 3 at Pittsburgh

### **BRAD LUNDBLADE - OL**

- Rimington Trophy Preseason Watch List
- William V. Campbell Trophy Semifinalist

### **ZACHARY CRABTREE - OL**

- Preseason All-Big 12 Football Team
- OSU Offensive Player of the Game, Week 5 at Texas Tech

### **JOHNNY WILSON - OL**

- OSU Offensive Player of the Game, Week 8 at Texas

### **JUSTICE HILL - RB**

- Doak Walker Award Preseason Watch List
- Preseason All-Big 12 Football Team

### **J.D. KING - RB**

- OSU Offensive Player of the Game, Week 9 vs. West Virginia

### **DEQUINTON OSBORNE - DT**

- OSU Defensive Player of the Game, Week 1 vs. Tulsa

### **DARRION DANIELS - DT**

- OSU Defensive Player of the Game, Week 5 at Texas Tech

### **JUSTIN PHILLIPS - LB**

- OSU Defensive Player of the Game, Week 2 at South Alabama

### **RODARIUS WILLIAMS - CB**

- OSU Defensive Player of the Game, Week 7 vs. Baylor

### **A.J. GREEN - CB**

- OSU Defensive Player of the Game, Week 9 vs. West Virginia

### **JORDAN BRAILFORD - DE**

- OSU Defensive Player of the Game, Week 3 at Pittsburgh

### **TRE FLOWERS - S**

- Jim Thorpe Award Preseason Watch List
- Preseason All-Big 12 Football Team

### **RAMON RICHARDS - S**

- OSU Defensive Player of the Game, Week 8 at Texas

### **ZACH SINOR - P**

- Ray Guy Award Preseason Watch List

### **MATT AMMENDOLA - K**

- Big 12 Special Teams Player of the Week, Week 2 at South Alabama





# OSU CAREER RECORDS WATCH

## TOUCHDOWNS SCORED

1.	60	Barry Sanders (53 rush, 1 rcv, 6 ret)	1986-88
2.	50	Thurman Thomas (47 rush, 2 rcv, 1 ret)	1984-87
3.	49	Terry Miller (49 rush)	1974-77
4.	43	Joseph Randle (40 rush, 3 rcv)	2010-12
5.	42	Justin Blackmon (1 rush, 40 rcv, 1 ret)	2008-11
	42	Rashaun Woods (42 rcv)	1999-03
7.	39	Kendall Hunter (37 rush, 2 rcv)	2007-10
8.	36	Tatum Bell (34 rush, 2 rcv)	2000-03
9.	35	<b>James Washington (34 rcv, 1 rush)</b>	<b>2014-17</b>
10.	34	Jeremy Smith (34 rush)	2009-13

## PASS ATTEMPTS

1.	1234	<b>Mason Rudolph (778-1234-22)</b>	<b>2014-17</b>
2.	1103	Brandon Weeden (767-1103-27)	2007-11
3.	1078	Mike Gundy (636-1078-39)	1986-89

## PASS COMPLETIONS

1.	778	<b>Mason Rudolph (778-1234-22)</b>	<b>2014-17</b>
2.	767	Brandon Weeden (767-1103-27)	2007-11

## PASSING YARDS

1.	11580	<b>Mason Rudolph (778-1234-22)</b>	<b>2014-17</b>
2.	9260	Brandon Weeden (767-1103-27)	2007-11

## PASSING TDS

1.	77	<b>Mason Rudolph</b>	<b>2014-17</b>
2.	75	Brandon Weeden	2007-11
3.	66	Zac Robinson	2005-09

## COMPLETION PERCENTAGE (MIN 200 ATT)

1.	69.5	Brandon Weeden (767-1103-27)	2007-11
2.	63.1	J.W. Walsh (299-474-10)	2011-15
3.	63.0	<b>Mason Rudolph (778-1234-22)</b>	<b>2014-17</b>
4.	61.1	Zac Robinson (610-999-31)	2005-09
5.	59.0	Clint Chelf (317-537-15)	2009-13
	59.0	Mike Gundy (636-1078-39)	1986-89
7.	57.5	Aso Pogi (335-583-22)	2000-02
8.	55.5	Rusty Hilger (316-569-23)	1982-84
9.	54.9	Daxx Garman (152-277-12)	2013-14
10.	54.6	Josh Fields (445-815-25)	2001-03

## PASS EFFICIENCY (MIN 200 ATT)

1.	158.9	<b>Mason Rudolph (778-1234-22)</b>	<b>2014-17</b>
2.	157.6	Brandon Weeden (767-1103-27)	2007-11
3.	153.3	J.W. Walsh (299-474-10)	2011-15
4.	146.6	Zac Robinson (610-999-31)	2005-09
5.	143.1	Clint Chelf (317-537-15)	2009-13
6.	137.3	Donovan Woods (114-219-5)	2003-07
7.	135.2	Mike Gundy (636-1078-39)	1986-89
8.	133.5	Josh Fields (445-815-25)	2001-03
9.	129.0	Bobby Reid (226-424-16)	2005-07
10.	122.4	Daxx Garman (152-277-12)	2013-14

## TOUCHDOWNS RESPONSIBLE FOR

1.	91	<b>Mason Rudolph</b>	<b>2014-17</b>
2.	88	Zac Robinson	2005-09
3.	76	Brandon Weeden	2007-11

## 300-YARD PASSING GAMES

1.	18	<b>Mason Rudolph</b>	<b>2014-17</b>
2.	16	Brandon Weeden	2007-11

## 400-YARD PASSING GAMES

1.	7	<b>Mason Rudolph</b>	<b>2014-17</b>
	7	Brandon Weeden	2007-11

## AVERAGE YARDS/PASS (MIN 200 ATT)

1.	9.4	<b>Mason Rudolph (778-1234-22)</b>	<b>2014-17</b>
2.	8.4	Brandon Weeden (767-1103-27)	2007-11
3.	8.3	Zac Robinson (610-999-31)	2005-09
	8.3	J.W. Walsh (299-474-10)	2011-15
5.	8.2	Donovan Woods (114-219-5)	2003-07
6.	8.0	Clint Chelf (317-537-15)	2009-13
7.	7.9	Mike Gundy (636-1078-39)	1986-89
8.	7.5	Tony Lindsay (290-547-26)	1997-00
	7.5	Josh Fields (445-815-25)	2001-03
	7.5	Charlie Weatherbie (138-325-21)	1973-76

## AVERAGE YDS/COMPLETION (MIN 200 ATT)

1.	18.7	Charlie Weatherbie (138-325-21)	1973-76
2.	15.7	Donovan Woods (114-219-5)	2003-07
3.	15.3	Brent Blackman (103-284-19)	1971-73
4.	14.9	<b>Mason Rudolph (778-1234-22)</b>	<b>2014-17</b>
5.	14.4	Glenn Baxter (108-278-19)	1963-65
	14.4	Harold Bailey (122-305-18)	1976-79
7.	14.2	Tony Lindsay (290-547-26)	1997-00
8.	14.1	Tony Pounds (189-402-36)	1970-71
9.	14.0	Robert Cutburth (142-336-19)	1967-69
10.	13.9	Bobby Reid (226-424-16)	2005-07

## PASSING YARDS/GAME (MIN 20 GAMES)

1.	313.0	<b>Mason Rudolph (37 games)</b>	<b>2014-17</b>
2.	298.7	Brandon Weeden (31 games)	2007-11
3.	192.6	Mike Gundy (44 games)	1986-89
4.	190.3	Josh Fields (32 games)	2001-03
5.	184.8	Zac Robinson (45 games)	2005-09
6.	142.6	Clint Chelf (30 games)	2009-13
7.	131.2	Aso Pogi (28 games)	2000-02
8.	124.4	Rusty Hilger (32 games)	1982-84

## PASS RECEPTIONS

1.	293	Rashaun Woods (293-4414)	1999-03
2.	253	Justin Blackmon (253-3564)	2008-11
3.	224	Hart Lee Dykes (224-3510)	1985-88
4.	197	<b>James Washington (197-3928)</b>	<b>2014-17</b>
5.	180	Josh Stewart (180-2204)	2011-13
6.	163	D'Juan Woods (163-2751)	2002-06
7.	161	Josh Cooper (161-1695)	2007-11
8.	147	Dez Bryant (147-2425)	2007-09
9.	144	Tracy Moore (144-2064)	2009-13
10.	135	<b>Jalen McCleskey (135-1498)</b>	<b>2015-17</b>
	127	Adarius Bowman (127-2187)	2006-07
--	121	<b>Marcell Ateman (121-1978)</b>	<b>2013-17</b>

## RECEIVING YARDS

1.	4414	Rashaun Woods (293-4414)	1999-03
2.	3928	<b>James Washington (197-3928)</b>	<b>2014-17</b>
3.	3564	Justin Blackmon (253-3564)	2008-11
4.	3510	Hart Lee Dykes (224-3510)	1985-88
5.	2751	D'Juan Woods (163-2751)	2002-06
6.	2425	Dez Bryant (147-2425)	2007-09
7.	2204	Josh Stewart (180-2204)	2011-13
8.	2187	Adarius Bowman (127-2187)	2006-07
9.	2064	Tracy Moore (144-2064)	2009-13
10.	1973	Herman Eben (114-1973)	1968-70
--	1965	<b>Marcell Ateman (120-1965)</b>	<b>2013-17</b>

## 100-YARD RECEIVING GAMES

1.	20	Rashaun Woods	2000-03
2.	19	Justin Blackman	2009-11
3.	18	Hart Lee Dykes	1985-88
4.	17	<b>James Washington</b>	<b>2014-17</b>
5.	9	Dez Bryant	2007-09
--	7	<b>Marcell Ateman</b>	<b>2013-17</b>

## TOUCHDOWN RECEPTIONS

1.	42	Rashaun Woods	1999-03
2.	40	Justin Blackmon	2008-11
3.	34	<b>James Washington</b>	<b>2014-17</b>
4.	31	Hart Lee Dykes	1985-88
5.	29	Dez Bryant	2007-09
6.	20	D'Juan Woods	2002-06
	20	Adarius Bowman	2006-07
8.	18	Tracy Moore	2009-13
9.	15	<b>Jalen McCleskey</b>	<b>2015-17</b>
	15	Alonzo Mayes	1994-97
	15	Herman Eben	1968-70

## AVERAGE YARDS/CATCH (MIN 60 REC)

1.	19.94	<b>James Washington (197-3928)</b>	<b>2014-17</b>
2.	17.22	Adarius Bowman (127-2187)	2006-07
3.	16.98	Curtis Mayfield (85-1443)	1988-90
4.	16.88	D'Juan Woods (163-2751)	2002-06
5.	16.51	Herman Eben (114-1973)	1968-70
6.	16.50	Dez Bryant (147-2425)	2007-09
7.	16.35	<b>Marcell Ateman (121-1978)</b>	<b>2013-17</b>
8.	16.08	Terry Young (77-1069)	1979-82
9.	15.94	Hajjauan Seales (112-1785)	2012-16
10.	15.67	Hart Lee Dykes (224-3510)	1985-88
11.	15.25	Isaiah Anderson (63-961)	2008-12

## RECEPTIONS/GAME (MIN 20 GAMES)

1.	6.66	Justin Blackmon (38 games)	2008-11
2.	6.23	Rashaun Woods (47 games)	1999-03
3.	5.46	Hart Lee Dykes (41 games)	1985-88
4.	5.29	Adarius Bowman (24 games)	2006-07
5.	5.25	Dez Bryant (28 games)	2007-09
6.	4.74	Josh Stewart (38 games)	2011-13
7.	4.40	Terry Brown (20 games)	1967-68
8.	4.19	<b>James Washington (47 games)</b>	<b>2014-17</b>
9.	3.97	<b>Jalen McCleskey (34 games)</b>	<b>2015-17</b>
10.	3.80	Herman Eben (30 games)	1968-70

## TOTAL OFFENSE YARDS

1.	11635	<b>Mason Rudolph (1434-11635)</b>	<b>2014-17</b>
2.	10175	Zac Robinson (1425-10175)	2005-09

## TOTAL OFFENSE/GAME (MIN 20 GAMES)

1.	314.5	<b>Mason Rudolph (37 games)</b>	<b>2014-17</b>
2.	293.9	Brandon Weeden (31 games)	2007-11
3.	226.1	Zac Robinson (45 games)	2005-09
4.	188.0	Mike Gundy (44 games)	1986-89
5.	187.0	Josh Fields (32 games)	2001-03
6.	162.6	Tony Lindsay (34 games)	1997-00
7.	159.4	Clint Chelf (30 games)	2009-13
8.	150.1	J.W. Walsh (33 games)	2011-15
9.	140.6	Bobby Reid (27 games)	2005-07
10.	136.5	Aso Pogi (28 games)	2000-02

## TOTAL OFFENSE/PLAY (MIN 400 PLAYS)

1.	8.11	<b>Mason Rudolph (1434-11635)</b>	<b>2014-17</b>
2.	7.98	Brandon Weeden (1142-9110)	2007-11
3.	7.51	Clint Chelf (637-4782)	2009-13
4.	7.35	J.W. Walsh (674-4953)	2011-15
5.	7.14	Zac Robinson (1425-10175)	2005-09
6.	6.81	Barry Sanders (560-3814)	1986-88
7.	6.53	Josh Fields (917-5984)	2001-03
8.	6.22	Mike Gundy (1330-8272)	1986-89
9.	6.09	Bobby Reid (623-3797)	2005-07
10.	5.91	Kendall Hunter (708-4181)	2007-10



# RECORDS WATCH

## OSU SEASON RECORDS

### PASSING YARDS

1.	4727	Brandon Weeden	409-565-13	2011
2.	4277	Brandon Weeden	342-511-13	2010
3.	4091	Mason Rudolph	284-448-4	2016
4.	3770	Mason Rudolph	264-424-9	2015
5.	3145	Josh Fields	226-408-10	2002
6.	3064	Zac Robinson	204-314-10	2008
7.	<b>2866</b>	<b>Mason Rudolph</b>	<b>181-276-5</b>	<b>2017</b>
8.	2824	Zac Robinson	201-333-9	2007
9.	2494	Josh Fields	184-338-12	2003

### PASSING TDS

1.	37	Brandon Weeden	2011
2.	34	Brandon Weeden	2010
3.	31	Josh Fields	2002
4.	28	Mason Rudolph	2016
5.	25	Zac Robinson	2008
6.	24	Bobby Reid	2006
7.	23	Zac Robinson	2007
8.	<b>22</b>	<b>Mason Rudolph</b>	<b>2017</b>
9.	21	Mason Rudolph	2015
	21	Josh Fields	2003
	21	Mike Gundy	1988

### TDS RESPONSIBLE FOR

1.	44	Barry Sanders	1988
2.	38	Brandon Weeden	2011
3.	34	Mason Rudolph	2016
	34	Brandon Weeden	2010
	34	Josh Fields	2002
6.	33	Zac Robinson	2008
7.	32	Zac Robinson	2007
8.	29	Bobby Reid	2006
	<b>29</b>	<b>Mason Rudolph</b>	<b>2017</b>
10.	26	J.W. Walsh	2015
	26	Joseph Randle	2011

### PASSING YARDS/GAME (MIN. 5 GAMES)

1.	363.6	Brandon Weeden	13 games	2011
2.	<b>358.2</b>	<b>Mason Rudolph</b>	<b>8 games</b>	<b>2017</b>
3.	329.0	Brandon Weeden	13 games	2010
4.	314.7	Mason Rudolph	13 games	2016
5.	290.0	Mason Rudolph	13 games	2015
6.	241.9	Josh Fields	13 games	2002

### RECEIVING YARDS

1.	1782	Justin Blackmon	111-1782	2010
2.	1695	Rashaun Woods	107-1695	2002
3.	1522	Justin Blackmon	122-1522	2011
4.	1480	Dez Bryant	87-1480	2008
5.	1441	Hart Lee Dykes	84-1441	1988
6.	1380	James Washington	71-1380	2016
7.	1367	Rashaun Woods	77-1367	2003
8.	1210	Josh Stewart	101-1210	2012
9.	1181	Adarius Bowman	60-1181	2006
10.	1087	James Washington	53-1087	2015
11.	1050	Hart Lee Dykes	64-1050	1987
12.	1023	Rashaun Woods	80-1023	2001
13.	1006	Adarius Bowman	67-1006	2007
--	<b>1005</b>	<b>James Washington</b>	<b>45-1005</b>	<b>2017</b>

### RECEIVING TOUCHDOWNS

1.	20	Justin Blackmon	2010
2.	19	Dez Bryant	2008
3.	18	Justin Blackmon	2011
4.	17	Rashaun Woods	2002
5.	15	Hart Lee Dykes	1988
	15	Rashaun Woods	2003
7.	12	Adarius Bowman	2006
8.	10	James Washington	2016
	10	James Washington	2015
	10	Rashaun Woods	2001
--	<b>8</b>	<b>James Washington</b>	<b>2017</b>

## BIG 12 CAREER RECORDS

### TOTAL OFFENSE

1.	16,271	Landry Jones, OU, 2009-12
2.	15,611	Graham Harrell, TTU, 2005-08
3.	14,824	Colt McCoy, UT, 2006-09
4.	13,486	Chase Daniel, MU, 2005-08
5.	13,570	Baker Mayfield, OU/TTU, 2013-17
6.	13,088	Brad Smith, MU, 2002-05
7.	12,777	Trevone Boykin, TCU 2012-15
8.	12,263	Kliff Kingsbury, TTU, 1999-02
9.	12,072	Patrick Mahomes, TTU, 2014-16
10.	11,840	Todd Reesing, KU, 2006-09
11.	<b>11,635</b>	<b>Mason Rudolph, OSU, 2014-17</b>

### PASSING YARDS

1.	16,646	Landry Jones, OU, 2009-12
2.	15,793	Graham Harrell, TTU, 2005-08
3.	13,253	Colt McCoy, UT, 2006-09
4.	12,608	Baker Mayfield, OU/TTU, 2013-17
5.	12,515	Chase Daniel, MU, 2005-08
6.	12,429	Kliff Kingsbury, TTU, 1999-02
7.	<b>11,580</b>	<b>Mason Rudolph, OSU, 2014-17</b>
8.	11,252	Patrick Mahomes, TTU, 2014-16
9.	11,194	Todd Reesing, KU, 2006-09
10.	10,728	Trevone Boykin, TCU 2012-15

### LOWEST INTERCEPTION PERCENTAGE

1.	1.2	Bryce Petty, BU, 2011-14
2.	1.4	Robert Griffin III, BU, 2008-11
3.	1.6	Stephen McGee, TAMU, 2005-08
4.	1.7	Graham Harrell, TTU, 2005-08
5.	<b>1.78</b>	<b>Mason Rudolph, OSU, 2014-17</b>
6.	1.9	Shawn Bell, BU, 2003-06
7.	1.9	Scott Frost, NU, 1996-97
8.	1.9	Zebbie Lethridge, TTU, 1996-97
9.	2.0	Baker Mayfield, OU, 2013-17
10.	2.1	Brian Kavanagh, K-State, 1996

### RECEIVING YARDS

1.	4,586	Ryan Broyles, OU, 2008-11
2.	4,414	Rashaun Woods, OSU, 2000-03
3.	4,004	Kendall Wright, BU, 2008-11
5.	<b>3,928</b>	<b>James Washington, OSU, 2014-17</b>
4.	3,866	Roy Williams, UT, 2000-03
6.	3,710	Tyler Lockett, K-State, 2011-14
7.	3,564	Justin Blackmon, OSU, 2009-11
8.	3,241	Mark Clayton, OU, 2001-04
9.	3,235	Dezmon Briscoe, KU, 2007-09
10.	3,191	Jordan Shipley, UT, 2006-09

### RECEIVING TOUCHDOWNS

1.	45	Ryan Broyles, OU, 2008-11
2.	42	Rashaun Woods, OSU, 2000-03
3.	41	Michael Crabtree, TTU, 2007-08
4.	40	Justin Blackmon, OSU, 2009-11
5.	36	Roy Williams, UT, 2000-03
6.	34	Jeff Fuller, TAMU, 2008-11
6.	<b>34</b>	<b>James Washington, OSU, 2014-17</b>
8.	33	Jordan Shipley, UT, 2006-09
9.	32	Lyle Leong, TTU, 2007-10
10.	31	Corey Coleman, BU 2012-15
10.	31	Mark Clayton, OU, 2001-04
10.	31	Todd Blythe, ISU, 2004-07
10.	31	Dezmon Briscoe, KU, 2007-09
10.	31	Eric Ward, TTU, 2010-13

## BIG 12 SEASON RECORDS

### PASSING EFFICIENCY

1.	Jarrett Stidham, Fr., BU 2015	199.0
2.	Baker Mayfield, Jr., OU 2016	196.4
3.	Baker Mayfield, Sr., OU 2017	195.6
4.	Robert Griffin III, Jr., BU 2011	189.5
5.	Sam Bradford, So., OU 2008	180.8
6.	Sam Bradford, Fr., OU 2007	176.5
7.	<b>Mason Rudolph, Sr., OSU, 2017</b>	<b>175.5</b>
8.	Bryce Petty, Jr., BU 2013	174.3
9.	Colt McCoy, Jr., UT 2008	173.8
10.	J.W. Walsh, Fr., OSU 2012	170.1

### PASSING YARDS

1.	B.J. Symons, Sr., TTU 2003	5,833
2.	Graham Harrell, Jr., TTU 2007	5,705
3.	Graham Harrell, Sr., TTU 2008	5,111
4.	Patrick Mahomes, Jr., TTU 2016	5,052
5.	Kliff Kingsbury, Sr., TTU 2002	5,017
6.	Sonnie Cumby, Sr., TTU 2004	4,742
7.	Brandon Weeden, Sr., OSU 2011	4,727
8.	Sam Bradford, So., OU 2008	4,720
9.	Landry Jones, So., OU 2010	4,718
10.	Pat Mahomes, So. TTU 2015	4,653
--	<b>Mason Rudolph, Sr., OSU 2017</b>	<b>2,866</b>

### TOTAL OFFENSE

1.	B.J. Symons, Sr., TTU 2003	5976
2.	Graham Harrell, Jr., TTU 2007	5614
3.	Patrick Mahomes, Jr. TTU 2016	5312
4.	Pat Mahomes, So. TTU 2015	5109
5.	Graham Harrell, Sr., TTU 2008	5096
6.	Robert Griffin n III, Jr., BU 2011	4992
7.	Kliff Kingsbury, Sr., TTU 2002	4903
8.	Sam Bradford, So., OU 2008	4767
9.	Brandon Weeden, Sr., OSU 2011	4625
10.	Trevone Boykin, Jr., TCU 2014	4608
--	<b>Mason Rudolph, Sr., OSU 2017</b>	<b>2,928</b>

### RECEIVING YARDS

1.	Michael Crabtree, Fr., TTU 2007	1,962
2.	Terrance Williams, Sr., BU 2012	1,832
3.	Justin Blackmon, So., OSU 2010	1,782
4.	Danario Alexander, Sr., MU 2009	1,781
5.	Rashaun Woods, Jr., OSU 2002	1,695
6.	Kendall Wright, Sr., BU 2011	1,663
7.	Stedman Bailey, Jr., WVU 2012	1,622
	Ryan Broyles, Jr., OU 2010	1,622
9.	Jordy Nelson, Sr., K-State 2007	1,606
10.	Dede Westbrook, Sr., OU 2016	1,524
--	<b>James Washington, Sr., OSU 2017</b>	<b>1,005</b>

### RECEIVING TOUCHDOWNS

1.	Stedman Bailey, Jr., WVU 2012	25
2.	Michael Crabtree, Fr., TTU 2007	22
3.	Corey Coleman, Jr., BU 2015	20
	Justin Blackmon, So., OSU 2010	20
5.	Lyle Leong, Sr., TTU 2010	19
	Michael Crabtree, So., TTU 2008	19
	Dez Bryant, So., OSU 2008	19
8.	Justin Blackmon, Jr., OSU 2011	18
9.	Rashaun Woods, Jr., OSU 2002	17
	Dede Westbrook, Sr., OU 2016	17
10.	Several Tied	15
--	<b>James Washington, Sr., OSU 2017</b>	<b>8</b>



# THE LAST TIME...

## OKLAHOMA STATE TEAM

50+ Points	50 at West Virginia, Oct. 28, 2017
60+ Points	61 vs. Southeastern Louisiana, Sept. 3, 2016
70+ Points	70 at Texas Tech, Oct. 31, 2015
Shut a team out at home	vs. Savannah State, Sept. 1, 2012 (84-0)
Shut out a conference opponent at home	vs. Kansas State, Nov. 25, 1961 (45-0)
Shut a team out on the road	at Oklahoma, Nov. 11, 1995 (12-0)
Shut out a conference opponent on the road	at Oklahoma, Nov. 11, 1995 (12-0)
Overtime game	at Texas, Oct. 21, 2017, (W, 13-10)
30+ first downs	32 at Texas Tech, Sept. 30, 2017
50+ rushing attempts	56 at West Virginia, Oct. 28, 2017
60+ rushing attempts	61 vs. Texas Tech, Sept. 22, 2007
70+ rushing attempts	71 vs. Mississippi State, Sept. 19, 1998
200+ Yards Rushing	246 at West Virginia, Oct. 28, 2017
300+ Yards Rushing	332 vs. Tulsa, Aug. 31, 2017
400+ Yards Rushing	450 vs. Missouri State, Sept. 13, 2008
500+ Yards Rushing	536 vs. Kansas, Nov. 12, 1988
Less than 100 Yards Rushing	85 vs. West Virginia, Oct. 29, 2016
Less than 50 Yards Rushing	8 vs. Baylor, Nov. 21, 2015
Less than 25 Yards Rushing	8 vs. Baylor, Nov. 21, 2015
50+ pass attempts	51 vs. Baylor, Nov. 21, 2015
60+ pass attempts	60 at Arizona, Sept. 8, 2012
40+ pass completions	42 at Iowa State, Nov. 18, 2011
300+ Yards Passing	471 vs. Baylor, Oct. 14, 2017
400+ Yards Passing	471 vs. Baylor, Oct. 14, 2017
500+ Yards Passing	572 at Pittsburgh, Sept. 16, 2017
Less than 100 Yards Passing	78 at Iowa State, Oct. 26, 2013
500+ Yards Total Offense	747 vs. Baylor, Oct. 14, 2017
600+ Yards Total Offense	747 vs. Baylor, Oct. 14, 2017
700+ Yards Total Offense	747 vs. Baylor, Oct. 14, 2017
Less than 200 Yards Total Offense	192 vs. Texas, Nov. 16, 2014
Less than 150 Yards Total Offense	109 at Oklahoma, Nov. 28, 2009
90+ offensive plays	90 at West Virginia, Oct. 28, 2017
Beat a Top 25 team at home	vs. No. 10 West Virginia, Oct. 29, 2016 (37-20)
Beat a Top 20 team at home	vs. No. 10 West Virginia, Oct. 29, 2016 (37-20)
Beat a Top 15 team at home	vs. No. 10 West Virginia, Oct. 29, 2016 (37-20)
Beat a Top 10 team at home	vs. No. 10 West Virginia, Oct. 29, 2016 (37-20)
Beat a Top 5 team at home	vs. No. 5 TCU, Nov. 7, 2015 (49-29)
Beat a Top 25 team on the road	at No. 22 West Virginia, Oct. 28, 2017 (50-39)
Beat a Top 20 team on the road	at No. 18 Oklahoma, Dec. 6, 2014 (38-35, OT)
Beat a Top 15 team on the road	at No. 15 Texas Tech, Nov. 2, 2013 (52-34)
Beat a Top 10 team on the road	at No. 8 Texas A&M, Sept. 24, 2011 (30-29)
Beat a Top 5 team on the road	at No. 3 Missouri, Oct. 11, 2008 (28-23)
Beat a Top 25 team at a neutral site	vs. No. 11 Colorado (2016 Alamo Bowl), 38-8
Beat a Top 20 team at a neutral site	vs. No. 11 Colorado (2016 Alamo Bowl), 38-8
Beat a Top 15 team at a neutral site	vs. No. 11 Colorado (2016 Alamo Bowl), 38-88
Beat a Top 10 team at a neutral site	vs. No. 4 Stanford (2012 Fiesta Bowl), 41-38
Beat a Top 5 team at a neutral site	vs. No. 4 Stanford (2012 Fiesta Bowl), 41-38
Forced 5 Turnovers	5 at West Virginia, Oct. 28, 2017
Intercepted 4 Passes	4 at West Virginia, Oct. 28, 2017
Had 0 Turnovers	at South Alabama, Sept. 8, 2017

## OKLAHOMA STATE INDIVIDUAL RUSHING

100+ Yards Rushing	142, J.D. King, at West Virginia, Oct. 28, 2017
100+ Yards Rushing at Halftime	110, Desmond Roland vs. Oklahoma, Dec. 7, 2013
200+ Yards Rushing	219, Desmond Roland at Iowa State, Oct. 26, 2013
200+ Yards Rushing in a Half	208, Kendall Hunter 1st half vs. Washington St., Sept. 4, 2010
QB Rushed for 100 Yards	125, J.W. Walsh vs. Mississippi State, Aug. 31, 2013
Two Players with 100+ Yards Rushing	154, Justice Hill -and- 146 Chris Carson at TCU, Nov. 19, 2016
Three Players with 100+ Yards Rushing	148, Keith Toston vs. Missouri St., Sept. 13, 2008 138, Beau Johnson vs. Missouri St., Sept. 13, 2008 132, Kendall Hunter vs. Missouri St., Sept. 13, 2008
Had a run of 50+ Yards	79, Justice Hill, vs. Baylor, Oct. 14, 2017 (TD)
Had a run of 75+ Yards	81, Herschel Sims vs. Baylor, Oct. 29, 2011 (TD)

Had a run of 80+ Yards	81, Herschel Sims vs. Baylor, Oct. 29, 2011 (TD)
Had a run of 90+ Yards	95, Tatum Bell vs. Texas Tech, Oct. 18, 2003 (TD)
Had 30+ Rushing Attempts	36, J.D. King, at West Virginia, Oct. 28, 2017
Had 35+ Rushing Attempts	36, J.D. King, at West Virginia, Oct. 28, 2017
Had 40+ Rushing Attempts	41, David Thompson vs. Baylor, Nov. 23, 1996
4+ Rushing Touchdowns	4, Rennie Childs vs. Pittsburgh, Sept. 17, 2016
5+ Rushing Touchdowns	5, Barry Sanders vs. Kansas, Nov. 12, 1988

## OKLAHOMA STATE INDIVIDUAL PASSING

300+ Yards Passing	459, Mason Rudolph, vs. Baylor, Oct. 14, 2017
300+ Yards Passing in a half	423, Mason Rudolph, first half at Pittsburgh, Sept. 16, 2017
400+ Yards Passing	459, Mason Rudolph, vs. Baylor, Oct. 14, 2017
Had 30+ Completions	34, Mason Rudolph vs. Kansas State, Oct. 3, 2015
Had 40+ Completions	42, Brandon Weeden at Iowa State, Nov. 18, 2011
Had 40+ Attempts	44, Mason Rudolph vs. Iowa State, Oct. 8, 2016
Had 50+ Attempts	50, Mason Rudolph vs. Baylor, Nov. 21, 2015
Had 60+ Attempts	60, Wes Lunt at Arizona, Sept. 8, 2012
50+ Yard Pass	66, Mason Rudolph to Marcell Ateman, at Texas, Oct. 21, 2017 (First Down)
80+ Yard Pass	86, Mason Rudolph to James Washington vs. TCU, Sept. 23, 2017 (TD)
90+ Yard Pass	91, Mason Rudolph to James Washington vs. Pittsburgh, Sept. 17, 2016 (TD)
Had 4+ TD Passes	5, Mason Rudolph at Pittsburgh, Sept. 16, 2017
Had 4+ TD Passes in a Half	5, Mason Rudolph, first half, at Pittsburgh, Sept. 16, 2017
Had 5+ TD Passes	5, Mason Rudolph at Pittsburgh, Sept. 16, 2017
Had 5+ TD Passes in a Half	5, Mason Rudolph, first half, at Pittsburgh, Sept. 16, 2017
Had 6+ TD Passes	6, Brandon Weeden vs. Tulsa, Sept. 18, 2010
Had 7+ TD Passes	7, Josh Fields at SMU, Sept. 20, 2003

## OKLAHOMA STATE INDIVIDUAL RECEIVING

Caught 10+ Passes	11, Jalen McCleskey vs. West Virginia, Oct. 29, 2016
Two Players Caught 10+ Passes	13, Josh Cooper -and- 10, Justin Blackmon at Iowa State, Nov. 18, 2011
Three Players Caught 10+ Passes	11, Josh Cooper; 11, Justin Blackmon -and- 10 Hubert Anyiam at Texas A&M, Sept. 24, 2011
100+ Yards Receiving	235, James Washington -and- 119, Marcell Ateman vs. Baylor, Oct. 14, 2017
100+ Yards Receiving at halftime	119, Marcell Ateman, vs. Baylor, Oct. 14, 2017
200+ Yards Receiving	235, James Washington, vs. Baylor, Oct. 14, 2017
300+ Yards Receiving	300, Adarius Bowman at Kansas, Oct. 14, 2006
Two Players with 100+ Yards Receiving	235, James Washington -and- 119, Marcell Ateman vs. Baylor, Oct. 14, 2017
Had 3+ TD Catches	3, Jalen McCleskey at Pittsburgh, Sept. 16, 2017
Had 4+ TD Catches	4, Tracy Moore at Arizona, Sept. 8, 2012
Had 5+ TD Catches	7, Rashaun Woods at SMU, Sept. 20, 2003
100+ Yards Receiving by a Running Back	113, Gerald Hudson at Kansas, Nov. 4, 1989
100 yards rushing and receiving, same game	Gerald Hudson at Kansas, Nov. 4, 1989 108 rushing yards and 113 receiving yards

## OKLAHOMA STATE INDIVIDUAL DEFENSE

Had 15+ Tackles	19, Jordan Sterns at Oklahoma, Dec. 3, 2016
Had 20+ Tackles	20, Jordan Sterns vs. West Virginia, Oct. 25, 2014
Had 2+ Interceptions	2, A.J. Green, at West Virginia, Oct. 28, 2017
Had 3+ Interceptions	3, Jacob Lacey vs. Texas, Nov. 3, 2007
INT Return for a Touchdown	10, Justin Phillips at Pittsburgh, Sept. 16, 2017
Fumble Return for a Touchdown	82, Kenneth Edison-McGruder vs. Tulsa, Aug. 31, 2017
Multiple Defensive TDs	Ramon Richards (9 yd fumble return) and Madre Harper (0 yd fumble return) vs. Southeastern Louisiana, Sept. 3, 2016
Had 4+ Tackles for Loss	4.0, Cole Walterscheid vs. Pittsburgh, Sept. 17, 2016
Had 5+ Tackles for Loss	5.5, Emmanuel Ogbah at Kansas, Oct. 11, 2014
Had 3+ Sacks	3, Nathan Peterson at Baylor, Nov. 17, 2007
Blocked a Punt	Devin Harper at Texas Tech, Sept. 30, 2017
Blocked a FG	Motekiai Maile at Kansas, Oct. 22, 2016
Blocked a PAT	Vincent Taylor at TCU, Nov. 19, 2016
Blocked a Punt, FG and PAT in a single game	Jordan Sterns (Punt), Ofa Hautau (FG) -and- James Castleman (PAT) vs. Missouri State, Sept. 6, 2014
Recorded a Safety	Tyler Ferguson vs. Kansas, Oct. 24, 2015





# THE LAST TIME...

## OKLAHOMA STATE INDIVIDUAL MISCELLANEOUS

KR for a Touchdown	99, Tyreek Hill at Kansas, Oct. 11, 2014
Game-Opening KR for a Touchdown	100, Justin Gilbert vs. Kansas, Nov. 9, 2013
PR for a Touchdown	67, Jalen McCleskey at Texas Tech, Oct. 31, 2015
Punt Blocked for a Touchdown	Miketavius Jones blocked & returned vs. Kansas, Oct. 24, 2015
Returned a blocked FG for a Touchdown	Massey blocked, M. Jones returned vs. Kansas, Nov. 13, 1999
Returned a PAT for a score	Vincent Taylor blocked, Tre Flowers returned vs. Texas, Oct. 1, 2016
OSU player scored 4+ TDs in a game	4, Rennie Childs vs. Pittsburgh, Sept. 17, 2016
OSU player scored 5+ TDs in a game	7, Rashaun Woods at SMU, Sept. 20, 2003
Passed For 200 Yards & Rushed For 100 Yards	Zac Robinson, 202 passing/144 rushing at Baylor, Nov. 17, 2007
300-yd passer, 200-yd rusher, 200-yd receiver	Zac Robinson, 320 yards passing, Kendall Hunter, 210 yards rushing, Dez Bryant, 236 yards receiving vs. Houston, Sept. 6, 2008
300-yd passer, 100-yd rusher, 100-yd receiver	Mason Rudolph, 459 yards passing; Justice Hill, 117 yards rushing, James Washington, 235 yards receiving -and- Marcell Ateman, 119 yards receiving, vs. Baylor, Oct. 14, 2017
100-yd rusher & 100-yd receiver, same game	Justice Hill, 117 yards rushing, James Washington, 235 yards receiving -and- Marcell Ateman, 119 yards rec., vs. Baylor, Oct. 14, 2017
200-yd rusher & 200-yd receiver, same game	Kendall Hunter, 210 yards rushing, Dez Bryant, 236 yards receiving vs. Houston, Sept. 6, 2008
Punted the Ball 70+ Yards	71, Kip Smith vs. West Virginia, Oct. 25, 2014
Punted the Ball 80+ Yards	80, Cole Farden at Baylor, Nov. 22, 2003
Kicked a 50-Yard FG	53, Matt Ammendola at South Alabama, Sept. 8, 2017
Kicked Two 50+ Yard FGs, same game	Dan Bailey (52 and 52) at Louisiana, Oct. 8, 2010
Made 4+ FG	4, Ben Grogan vs. Missouri State, Sept. 6, 2014
OSU player blocked multiple kicks in a game	Vincent Taylor (two blocked PATs) vs. Texas, Oct. 1, 2016

## OPPONENT TEAM

50+ Points	58 vs. Oklahoma, Nov. 28, 2015
Shut out OSU in Stillwater	vs. Colorado, Oct. 1, 2005 (34-0)
Shut out OSU in Stillwater (Conf.)	vs. Colorado, Oct. 1, 2005 (34-0)
Shut out OSU at opponent home	at Oklahoma, Nov. 28, 2009 (27-0)
Shut out OSU at opponent home (Conf.)	at Oklahoma, Nov. 28, 2009 (27-0)
Shut out OSU in the first half	vs. Texas, Nov. 16, 2014
Shut out OSU in the second half	at Oklahoma, Nov. 28, 2009
30+ first downs	32 vs. TCU, Sept. 23, 2017
40+ first downs	44 at Oklahoma, Nov. 24, 2012
50+ rushing attempts	60 vs. Tulsa, Aug. 31, 2017
60+ rushing attempts	60 vs. Tulsa, Aug. 31, 2017
Less than 25 Yards Rushing	13 vs. Colorado, Nov. 19, 2009
Less than 50 yards Rushing	42 at Texas, Oct. 21, 2017
Less than 100 Yards Rushing	62 at West Virginia, Oct. 28, 2017
200+ Yards Rushing	219 vs. Baylor, Oct. 14, 2017
300+ Yards Rushing	341 at Oklahoma, Dec. 3, 2016
400+ Yards Rushing	513, Nebraska, Aug. 31, 1995
500+ Yards Rushing	513, Nebraska, Aug. 31, 1995
50+ pass attempts	52 vs. Texas Tech, Nov. 12, 2016
60+ pass attempts	60 vs. Texas Tech, Sept. 25, 2014
70+ pass attempts	71 at Texas Tech, Nov. 2, 2013
Less than 100 Yards Passing	87 at Kansas State, Nov. 5, 2016
Less than 200 Yards Passing	168 vs. Baylor, Oct. 14, 2017
300+ Yards Passing	330 at Texas Tech, Sept. 30, 2017
400+ Yards Passing	445 vs. TCU, Nov. 7, 2015
500+ Yards Passing	512 at Oklahoma, Nov. 24, 2012
600+ Yards Passing	646 vs. Texas Tech, Sept. 22, 2007
Less than 200 Yards Total Offense	175 at South Alabama, Sept. 8, 2017
Less than 150 Yards Total Offense	139, Savannah State, Sept. 1, 2012
500+ Yards Total Offense	629 at Oklahoma, Dec. 3, 2016
600+ Yards Total Offense	629 at Oklahoma, Dec. 3, 2016
700+ Yards Total Offense	700 vs. Baylor, Nov. 21, 2015
90+ offensive plays	98 vs. Tulsa, Aug. 31, 2017
100+ offensive plays	104 vs. Baylor, Nov. 21, 2015
Forced 5 OSU Turnovers	5 at Kansas State, Nov. 3, 2012
Intercepted 4 OSU Passes	4 at Kansas State, Nov. 3, 2012
Had 0 Turnovers	vs. Oklahoma, Nov. 28, 2015

## OPPONENT INDIVIDUAL RUSHING

100+ Yards Rushing	168, Darius Anderson, vs. TCU, Sept. 23, 2017
200+ Yards Rushing	239, Samaje Perine at Oklahoma, Dec. 3, 2016
250+ Yards Rushing	267, Vince Young vs. Texas, Oct. 29, 2005
QB rushed for 100 Yards	153, Jesse Ertz at Kansas State, Nov. 5, 2016

## Two Players with 100+ Yards Rushing

50+ Yard Run	
80+ Yard Run	
90+ Yard Run	
Had 30+ Rushing Attempts	
Had 35+ Rushing Attempts	
4+ Rushing Touchdowns	
5+ Rushing Touchdowns	

148, D'Onta Foreman -and- 106, Chris Warren III vs. Texas, Oct. 1, 2016
55, Corey Taylor II vs. Tulsa, Aug. 31, 2017
80, Ja'Terian Douglas at Tulsa, Sept. 18, 2011
90, Calvin Jones at Nebraska, Oct. 10, 1992
37, Semaje Perine at Oklahoma, Dec. 3, 2016
35, Stepfan Taylor vs. Stanford, Jan. 2, 2012
5, Cedric Benson vs. Texas, Nov. 6, 2004
5, Cedric Benson vs. Texas, Nov. 6, 2004

## OPPONENT INDIVIDUAL PASSING

300+ Yards Passing	330, Nic Shimonek, at Texas Tech, Sept. 30, 2017
400+ Yards Passing	445, Trevone Boykin vs. TCU, Nov. 7, 2015
500+ Yards Passing	500, Landry Jones at Oklahoma, Nov. 24, 2012
600+ Yards Passing	646, Graham Harrell vs. Texas Tech, Sept. 22, 2007
Had 30+ Completions	34, Patrick Mahomes vs. Texas Tech, Nov. 12, 2016
Had 40+ Completions	45, Davis Webb at Texas Tech, Nov. 2, 2013
Had 40+ Attempts	51, Patrick Mahomes vs. Texas Tech, Nov. 12, 2016
Had 50+ Attempts	51, Patrick Mahomes vs. Texas Tech, Nov. 12, 2016
Had 60+ Attempts	71, Davis Webb at Texas Tech, Nov. 2, 2013
Had 70+ Attempts	71, Davis Webb at Texas Tech, Nov. 2, 2013
50+ Yard Pass	68, Will Grier to Marcus Simms, at West Virginia, Oct. 28, 2017 (TD)
80+ Yard Pass	90, Sam Ehlinger to John Burt, at Texas, Oct. 21, 2017 (First Down)
90+ Yard Pass	90, Sam Ehlinger to John Burt, at Texas, Oct. 21, 2017 (First Down)
Had 4+ TD Passes	4, Seth Russell at Baylor, Sept. 24, 2016
Had 5+ TD Passes	5, Taylor Martinez vs. Nebraska, Oct. 23, 2010
Had 6+ TD Passes	6, Graham Harrell vs. Texas Tech, Nov. 8, 2008

## OPPONENT INDIVIDUAL RECEIVING

Caught 10+ Passes	10, Sterling Shepard vs. Oklahoma, Nov. 28, 2015
Caught 15+ Passes	15, Jace Amaro at Texas Tech, Nov. 2, 2013
100+ Yards Receiving	103, Phillip Lindsay vs. Colorado, Dec. 29, 2016
Two With 100+ Yards Receiving	175, Ishmael Zamora and 114, Chris Platt at Baylor, Sept. 24, 2016
Three With 100+ Yards Receiving	162, Jalen Saunders, 146, Justin Brown and 103, Kenny Stills at Oklahoma, Nov. 24, 2012
200+ Yards Receiving	210, KD Cannon vs. Baylor, Nov. 21, 2015
Two Players with 200+ Yards Receiving	237, Michael Crabtree -and- 233, Danny Amendola, Texas Tech, Sept. 22, 2007
Had 3+ TD Catches	3, Laquon Treadwell vs. Ole Miss, Jan. 1, 2016
Had 4+ TD Catches	4, Marcus Harris at Wyoming, Sept. 23, 1995
100+ Yards Receiving by a Running Back	103, Phillip Lindsay vs. Colorado, Dec. 29, 2016

## OPPONENT INDIVIDUAL DEFENSE


Had 15+ Tackles	18, David Long Jr. at West Virginia, Oct. 28, 2017
Had 2+ Interceptions	2, Jordan Thomas vs. Oklahoma, Nov. 28, 2015
Had 3+ Interceptions	3, Allen Chapman at Kansas State, Nov. 3, 2012
Interception Return for a Touchdown	39, Kenny Robinson, at West Virginia, Oct. 28, 2017
Fumble Return for a Touchdown	Jason Pinnock at Pittsburgh, Sept. 16, 2017
Had 4+ Tackles for Loss	7, David Long Jr., at West Virginia, Oct. 28, 2017
Had 5+ Tackles for Loss	7, David Long Jr. at West Virginia, Oct. 28, 2017
Had 3+ Sacks	3, Tim Crowder, Texas, Nov. 6, 2004
Had 4+ Sacks	4, Antwaun Bynum vs. Missouri, Oct. 6, 2001
Blocked a Punt	Osman Kamara at West Virginia, Oct. 28, 2017
Blocked a FG	Travis Britz vs. Kansas State, Oct. 5, 2013
Blocked a PAT attempt	Poona Ford vs. Texas, Oct. 1, 2016
Recorded a safety	Kyle Rose at West Virginia, Oct. 10, 2015

## OPPONENT INDIVIDUAL MISCELLANEOUS

KR for a Touchdown	100, Jakeem Grant at Texas Tech, Oct. 31, 2015
PR for a Touchdown	64, Jalen Saunders vs. Oklahoma, Dec. 7, 2013
Punt Blocked for a Touchdown	21, Daniel Gonzalez, Kansas St., Oct. 7, 2006
Returned a blocked FG for a Touchdown	65, Kip Daily, Kansas St., Oct. 5, 2013
Returned a PAT for a score	Frank Alexander, vs. Oklahoma, Nov. 29, 2008
Scored 4+ TD in a game	4, Cooper Rush vs. Central Michigan, Sept. 10, 2016
Passed for 200 Yards & Rushed for 100 Yards	Taylor Martinez, 323 passing/112 rushing vs. Nebraska, Oct. 23, 2010
Punted the Ball 70+ Yards	74, Michael Such vs. Tulsa, Sept. 18, 2010
Punted the Ball 80+ Yards	81, Brian Lewis vs. Oklahoma, Nov. 9, 1996
Kicked a 50-Yard FG	51, Nick Rose vs. Texas, Nov. 16, 2014
Made 4+ FG	4, Jimmy Stevens, Oklahoma, Nov. 27, 2010



OSU  
BOX SCORES

	<b>GAME ONE</b> Aug. 31, 2017   Stillwater, Okla. Attendance: 56,790   TV: FS1
<b>TULSA</b> <small>RV/RV</small>	<b>24</b>
<b>OKLAHOMA STATE</b> <small>10/11</small>	<b>59</b>

Captains: Mason Rudolph, James Washington, Tre Flowers, Kirk Tucker

Score by Quarters	1	2	3	4	Score
Tulsa	0	17	0	7	24
Oklahoma State	21	17	14	7	59

Scoring Summary

1st 12:59	OSU	Johnson, T 44 yd pass from Rudolph, M. (Ammendola kick)
		8-74 2:01, TLS 0 - OSU 7
06:35	OSU	Washington, J. 40 yd pass from Rudolph (Ammendola kick)
		6-81 2:13, TLS 0 - OSU 14
04:08	OSU	Hill, Justice 3 yd run (Ammendola kick)
		2-52 0:17, TLS 0 - OSU 21
2nd 10:38	TLS	Higuera, A. 0 yd fumble recovery (Jones, R kick)
		TLS 7 - OSU 21
10:06	OSU	King, J.D. 71 yd run (Ammendola kick)
		2-75 0:32, TLS 7 - OSU 28
06:18	TLS	Taylor II, C. 3 yd run (Jones, R kick)
		13-75 3:48, TLS 14 - OSU 28
03:29	OSU	Ammendola, Matt 24 yd field goal
		9-60 2:49, TLS 14 - OSU 31
02:04	OSU	Washington 77 yd pass from Rudolph (Ammendola kick)
		1-77 0:10, TLS 14 - OSU 38
00:00	TLS	Jones, R. 23 yd field goal
		4-18 0:33, TLS 17 - OSU 38
3rd 06:37	OSU	Rudolph, Mason 1 yd run (Ammendola kick)
		14-80 5:29, TLS 17 - OSU 45
02:14	OSU	Edison-McGruder, K. 82 yd fumble ret. (Ammendola kick)
		TLS 17 - OSU 52
4th 07:55	OSU	Brown, LD 15 yd run (Ammendola, Matt kick)
		2-20 0:34, TLS 17 - OSU 59
05:35	TLS	Taylor II, C. 55 yd run (Jones, R. kick)
		6-75 2:20, TLS 24 - OSU 59

	TLS	OSU
FIRST DOWNS	26	25
RUSHES-YARDS (NET)	60-244	37-332
PASSING YDS (NET)	188	308
Passes Att-Comp-Int	38-20-0	26-21-0
TOTAL OFFENSE PLAYS-YARDS	98-432	63-640
Fumble Returns-Yards	1-26	1-82
Punt Returns-Yards	0-0	2-3
Kickoff Returns-Yards	3-45	3-67
Interception Returns-Yards	0-0	0-0
Punts (Number-Avg)	7-44.6	2-40.0
Fumbles-Lost	3-2	2-2
Penalties-Yards	6-48	5-51
Possession Time	36:40	23:20
Third-Down Conversions	16 of 26	5 of 9
Fourth-Down Conversions	1 of 2	0 of 0
Red-Zone Scores-Chances	2-4	4-5
Sacks By: Number-Yards	2-9	1-11


**RUSHING:** Tulsa-Taylor II, C. 20-111; President, C. 8-69; Brewer, D. 22-33; Brooks, S. 8-28; Skipper, L. 2-3. Oklahoma State-Hill, Justice 15-132; King, J.D. 6-95; Brown, LD 5-92; Johnson, Tyron 1-11; Wilson, Ja'Ron 5-8; Rudolph, Mason 3-3; Washington, James 1-minus 1; Cornelius, Taylor 1-minus 8.

**PASSING:** Tulsa-President, C. 18-35-0-178; Skipper, L. 2-3-0-10. Oklahoma State-Rudolph, Mason 20-24-0-303; Cornelius, Taylor 1-2-0-5.

**RECEIVING:** Tulsa-Johnson, K. 7-52; Hobbs, J. 6-71; Stewart, J. 3-30; Carter, N. 2-18; Brewer, D. 1-18; Taylor II, C. 1-minus 1. Oklahoma State-Washington, James 6-145; Ateman, Marcell 4-75; Stoner, Dillon 4-18; Hill, Justice 3-10; Johnson, Tyron 1-44; Lacy, Chris 1-13; Finefueki, Sione 1-5; McCleskey, Jalen 1-minus 2.

**INTERCEPTIONS:** Tulsa-None. Oklahoma State-None.

**FUMBLES:** Tulsa-Wilson Jr., P. 1-0; President, C. 1-1; Brooks, S. 1-1. Oklahoma State-McCleskey, Jalen 1-1; Rudolph, Mason 1-1.

	<b>GAME TWO</b> Sep. 8, 2017   Mobile, Ala. Attendance: 26,487   TV: ESPN2
<b>SOUTH ALABAMA</b>	<b>7</b>
<b>OKLAHOMA STATE</b> <small>11/10</small>	<b>44</b>

Captains: Larry Williams, Jerel Morrow, DeQuinton Osborne, Chance Cook

Score by Quarters	1	2	3	4	Score
South Alabama	0	0	0	7	7
Oklahoma State	17	3	21	3	44

Scoring Summary

1st 07:32	OSU	Ammendola, Matt 31 yd field goal
		12-57 3:58, USA 0 - OSU 3
05:31	OSU	Washington, J. 66 yd pass from Rudolph (Ammendola kick)
		2-68 0:29, USA 0 - OSU 10
01:36	OSU	Ateman, M. 4 yd pass from Rudolph (Ammendola kick)
		7-73 2:23, USA 0 - OSU 17
2nd 00:11	OSU	Ammendola, Matt 53 yd field goal
		8-44 1:06, USA 0 - OSU 20
3rd 11:16	OSU	Ateman, M. 20 yd pass from Rudolph (Ammendola kick)
		4-43 0:58, USA 0 - OSU 27
07:44	OSU	Rudolph, Mason 10 yd run (Ammendola kick)
		6-63 1:54, USA 0 - OSU 34
04:12	OSU	Phillips, Justin 25 yd interception return (Ammendola kick)
		USA 0 - OSU 41
4th 10:55	OSU	Ammendola, Matt 48 yd field goal
		12-39 6:29, USA 0 - OSU 44
04:35	USA	Francis, Mseiah 17 yd pass from Davis (Patterson kick)
		11-83 6:20, USA 7 - OSU 44

	USA	OSU
FIRST DOWNS	12	29
RUSHES-YARDS (NET)	27-41	37-163
PASSING YDS (NET)	134	342
Passes Att-Comp-Int	24-14-1	41-26-0
TOTAL OFFENSE PLAYS-YARDS	51-175	78-505
Fumble Returns-Yards	0-0	0-0
Punt Returns-Yards	0-0	2-13
Kickoff Returns-Yards	4-84	1-18
Interception Returns-Yards	0-0	1-25
Punts (Number-Avg)	7-48.4	2-37.0
Fumbles-Lost	1-1	1-0
Penalties-Yards	3-40	4-25
Possession Time	29:56	30:04
Third-Down Conversions	1 of 10	7 of 16
Fourth-Down Conversions	1 of 1	2 of 2
Red-Zone Scores-Chances	1-2	5-6
Sacks By: Number-Yards	1-1	4-25


**RUSHING:** South Alabama - Johnson, Xavier 5-36; Moore, Deonta 2-12; Minter, Tra 7-10; Foster, Denzel 2-2; TEAM 1-minus 2; Davis, Dallas 8-minus 8; Garvin, Cole 2-minus 9. Oklahoma State- King, J.D. 8-64; Brown, LD 10-38; Wudtee, Keondre 3-29; Hill, Justice 11-27; Rudolph, Mason 4-18; TEAM 1-minus 13.

**PASSING:** South Alabama-Davis, Dallas 13-23-1-126; Garvin, Cole 1-1-0-8. Oklahoma State-Rudolph, Mason 25-38-0-335; Wudtee, Keondre 1-3-0-7.

**RECEIVING:** South Alabama-Way, Jamarius 5-66; McCray, Jordan 3-27; Collier, Sa'Mory 2-3; Francis, Mseiah 1-17; Harris, Sam 1-16; Moore, Deontra 1-4; Minter, Tra 1-1. Oklahoma State-Ateman, Marcell 5-51; Lacy, Chris 4-54; Hill, Justice 4-46; Johnson, Tyron 4-43; McCleskey, Jalen 4-19; Washington, James 2-98; Stoner, Dillon 2-24; Wallace, Tylan 1-7.

**INTERCEPTIONS:** Tulsa-Davis, Dallas 1. Oklahoma State-None.

**FUMBLES:** Tulsa-Johnson, Xavier 1-1. Oklahoma State-TEAM 1-0.

	<b>GAME THREE</b> Sep 16, 2017   Pittsburgh, Pa. Attendance: 38,952   TV: ESPN
<b>PITTSBURGH</b>	<b>21</b>
<b>OKLAHOMA STATE</b> <small>9/8</small>	<b>59</b>

Captains: Aaron Cochran, Jalen McCleskey, Kirk Tucker, Jerel Morrow

Score by Quarters	1	2	3	4	Score
Pittsburgh	0	14	7	0	21
Oklahoma State	21	28	7	3	59

Scoring Summary:

1st 13:00	OSU	Hill, Justice 20 yd run (Ammendola kick)
		7-75 2:00, OSU 7 - UP 0
07:46	OSU	Stoner 54 yd pass from Rudolph (Ammendola kick)
		10-96 3:16, OSU 14 - UP 0
03:33	OSU	Ateman 69 yd pass from Rudolph (Ammendola kick)
		6-80 1:32, OSU 21 - UP 0
2nd 13:41	OSU	McCleskey 8 yd pass from Rudolph (Ammendola,kick)
		6-54 1:14, OSU 28 - UP 0
11:22	OSU	McCleskey 40 yd pass from Rudolph (Ammendola kick)
		3-65 0:39, OSU 35 - UP 0
09:25	UP	Moss, C. 5 yd run (Kessman kick)
		4-87 1:57, OSU 35 - UP 7
06:15	OSU	Hill, Justice 15 yd run (Ammendola kick)
		8-82 3:10, OSU 42 - UP 7
03:40	OSU	McCleskey 48 yd pass from Rudolph (Ammendola kick)
		5-79 1:49, OSU 49 - UP 7
00:16	UP	Araujo-Lopes 14 yd pass from DiNucci (Kessman kick)
		13-80 3:24, OSU 49 - UP 14
3rd 09:54	OSU	Phillips 10 yd interception return (Ammendola, kick)
		OSU 56 - UP 14
00:08	UP	Pinnock 0 yd fumble recovery (Kessman kick)
		OSU 56 - UP 21
4th 10:08	OSU	Ammendola, Matt 25 yd field goal
		10-57 5:00, OSU 59 - UP 21

	OSU	UP
FIRST DOWNS	27	17
RUSHES-YARDS (NET)	35-104	34-103
PASSING YDS (NET)	572	288
Passes Att-Comp-Int	37-26-1	35-20-2
TOTAL OFFENSE PLAYS-YARDS	72-676	69-391
Fumble Returns-Yards	0-0	0-0
Punt Returns-Yards	0-0	0-0
Kickoff Returns-Yards	2-41	5-85
Interception Returns-Yards	2-17	1-0
Punts (Number-Avg)	1-45.0	6-48.7
Fumbles-Lost	1-1	0-0
Penalties-Yards	4-30	6-50
Possession Time	28:28	31:32
Third-Down Conversions	10 of 14	5 of 15
Fourth-Down Conversions	0 of 1	1 of 2
Red-Zone Scores-Chances	4-4	2-2
Sacks By: Number-Yards	2-22	1-3

**RUSHING:** Oklahoma State-Hill, Justice 11-91; King, J.D. 16-35; Brown, LD 4-8; Rudolph, Mason 1-minus 3; TEAM 3-minus 27. Pitt-Moss, C. 12-36; French, M. 3-34; DiNucci, B. 7-18; Araujo-Lopes, R 1-10; Ollison, Q. 7-6; Hall, D. 1-1; Henderson, Q. 1-1; Browne, M. 2-minus 3.

**PASSING:** Oklahoma State-Rudolph, Mason 23-32-1-497; Cornelius, Taylor 3-5-0-75. Pitt-DiNucci, B. 13-25-2-228; Browne, M. 7-10-0-60.

**RECEIVING:** Oklahoma State-McCleskey, Jalen 7-162; Washington, James 5-124; Stoner, Dillon 5-100; Ateman, Marcell 4-109; Wallace, Tylan 2-49; Hill, Justice 2-2; Abbott, Britton 1-26. Pitt-Araujo-Lopes, R 6-89; Flanagan, M. 3-43; Mathews, A. 3-32; French, M. 3-16; Henderson, Q. 1-74; Moss, C. 1-12; Hall, D. 1-8; Clark, C. 1-7; Ollison, Q. 1-7.

**INTERCEPTIONS:** Oklahoma State-Phillips, Justin 1-10; Flowers, Tre 1-7. Pitt-Maddox, A. 1-0.

**FUMBLES:** Oklahoma State-TEAM 1-1. Pitt-None.



# BOX SCORES

	<b>GAME FOUR</b> Sept. 23, 2017   Stillwater, Okla. Attendance: 56,790   TV: ESPN	
<b>TCU</b> <small>16/15</small>	<b>44</b>	
<b>OKLAHOMA STATE</b> <small>6/7</small>	<b>31</b>	

Captains: Marcell Ateman, Vili Levini, Jordan Brailford, Britton Abbott

Score by Quarters	1	2	3	4	Score
TCU	6	14	14	10	44
Oklahoma State	7	3	7	14	31

#### Scoring Summary

1st	10:46	TCU	Song, Jonathan 29 yd field goal 12-64 4:14, TCU 3 - OSU 0
	02:45	TCU	Song, Jonathan 31 yd field goal 14-63 5:40, TCU 6 - OSU 0
	02:15	OSU	Washington 86 yd pass from Rudolph (Ammendola kick) 2-90 0:30, TCU 6 - OSU 7
2nd	14:28	TCU	Anderson, D. 28 yd run (Song, Jonathan kick) 7-75 2:47, TCU 13 - OSU 7
	07:15	TCU	Diarse 9 yd pass from Hill (Song, Jonathan kick) 9-62 4:38, TCU 20 - OSU 7
	04:46	OSU	Ammendola, Matt 29 yd field goal 11-63 2:29, TCU 20 - OSU 10
3rd	11:59	TCU	Anderson, D. 6 yd run (Song, Jonathan kick) 6-42 1:54, TCU 27 - OSU 10
	08:37	OSU	Stoner 14 yd pass from Rudolph (Ammendola kick) 10-78 3:22, TCU 27 - OSU 17
	04:34	TCU	Olonilua, Sewo 1 yd run (Song, Jonathan kick) 9-75 4:03, TCU 34 - OSU 17
4th	12:03	TCU	Song, Jonathan 31 yd field goal 11-66 5:41, TCU 37 - OSU 17
	09:44	OSU	Rudolph, Mason 1 yd run (Ammendola, Matt kick) 10-79 2:19, TCU 37 - OSU 24
	03:03	OSU	Hill, Justice 1 yd run (Ammendola, Matt kick) 5-47 1:24, TCU 37 - OSU 31
	02:37	TCU	Anderson, D. 42 yd run (Song, Jonathan kick) 3-48 0:26, TCU 44 - OSU 31

	TCU	OSU
FIRST DOWNS	32	26
RUSHES-YARDS (NET)	52-238	31-101
PASSING YDS (NET)	228	398
Passes Att-Comp-Int	33-22-1	42-22-3
TOTAL OFFENSE PLAYS-YARDS	85-466	73-499
Fumble Returns-Yards	0-0	0-0
Punt Returns-Yards	1-3	1-0
Kickoff Returns-Yards	3-62	5-86
Interception Returns-Yards	3-2	1-7
Punts (Number-Avg)	2-45.0	3-48.3
Fumbles-Lost	3-0	1-1
Penalties-Yards	4-23	8-77
Possession Time	39:04	20:56
Third-Down Conversions	11 of 19	7 of 14
Fourth-Down Conversions	0 of 0	1 of 2
Red-Zone Scores-Chances	6-6	4-4
Sacks By: Number-Yards	3-18	2-22

**RUSHING:** TCU-Anderson, D. 26-160; Olonilua, Sewo 9-38; Reagor, Jalen 1-18; Turpin, K. 1-16; Hill, Kenny 10-15; TEAM 3-minus 3; Snell, Kenedy 2-minus 6. Oklahoma State-Hill, Justice 25-102; King, J.D. 1-7; Rudolph, Mason 5-minus 8.

**PASSING:** TCU-Hill, Kenny 22-33-1-228. Oklahoma State-Rudolph, Mason 22-41-2-398; McCleskey, Jalen 0-1-1-0.

**RECEIVING:** TCU-White, Desmon 5-25; Anderson, D. 4-41; Diarse, John 3-40; Reagor, Jalen 3-25; Nixon, Shaun 2-22; Turpin, K. 2-21; Olonilua, Sewo 2-11; Austin, Jaelan 1-43. Oklahoma State-Washington, James 6-153; Ateman, Marcell 6-100; McCleskey, Jalen 4-79; Stoner, Dillon 3-39; Hill, Justice 3-27.

**INTERCEPTIONS:** TCU-Orr, Nick 1-0; Bradley, Chris 1-0; Collier, L.J. 1-minus 2. Oklahoma State-Flowers, Tre 1-7.

**FUMBLES:** TCU-Hill, Kenny 2-0; Anderson, D. 1-0. Oklahoma State-Rudolph, Mason 1-1.

	<b>GAME FIVE</b> Sept. 30, 2017   Lubbock, Texas Attendance: 60,901   TV: FOX	
<b>TEXAS TECH</b> <small>RV/RV</small>	<b>34</b>	
<b>OKLAHOMA STATE</b> <small>15/14</small>	<b>41</b>	

Captains: Brad Lundblade, James Washington, Ramon Richards, Landon Wolf

Score by Quarters	1	2	3	4	Score
Texas Tech	7	10	3	14	34
Oklahoma State	7	14	13	7	41

#### Scoring Summary

1st	11:15	OSU	Washington 14 yd pass from Rudolph (Ammendola kick) 7-68 1:53, OSU 7 - TTU 0
	07:42	TTU	Fields 95 yd interception return (Barden kick) OSU 7 - TTU 7
2nd	14:14	TTU	Cantrell 3 yd pass from Shimonek (Barden kick) 8-80 4:16, OSU 7 - TTU 14
	09:41	OSU	Hill 5 yd pass from Rudolph (Ammendola kick) 11-75 4:33, OSU 14 - TTU 14
	03:49	OSU	McCleskey 4 yd pass from Rudolph (Ammendola kick) 10-88 3:13, OSU 21 - TTU 14
	00:00	TTU	Barden, Michael 24 yd field goal 11-56 3:49, OSU 21 - TTU 17
3rd	12:50	OSU	Rudolph 8 yd run (Ammendola kick) 8-75 2:10, OSU 28 - TTU 17
	09:40	OSU	Ammendola, Matt 22 yd field goal 4-4 1:32, OSU 31 - TTU 17
	06:18	TTU	Barden, Michael 26 yd field goal 9-64 3:22, OSU 31 - TTU 20
	02:55	OSU	Ammendola, Matt 27 yd field goal 8-65 3:23, OSU 34 - TTU 20
4th	14:53	TTU	Stockton, J. 1 yd run (Barden kick) 8-70 3:02, OSU 34 - TTU 27
	09:56	TTU	Nisby 1 yd run (Barden kick) 7-51 2:53, OSU 34 - TTU 34
	01:12	OSU	Rudolph 16 yd run (Ammendola kick) 6-79 2:09, OSU 41 - TTU 34

	OSU	TTU
FIRST DOWNS	32	25
RUSHES-YARDS (NET)	44-221	26-54
PASSING YDS (NET)	376	330
Passes Att-Comp-Int	38-27-1	46-29-1
TOTAL OFFENSE PLAYS-YARDS	82-597	72-384
Fumble Returns-Yards	0-0	0-0
Punt Returns-Yards	1-12	0-0
Kickoff Returns-Yards	1-31	6-93
Interception Returns-Yards	1-0	1-95
Punts (Number-Avg)	1-35.0	5-32.6
Fumbles-Lost	0-0	0-0
Penalties-Yards	8-78	8-63
Possession Time	30:39	29:21
Third-Down Conversions	6 of 11	5 of 12
Fourth-Down Conversions	0 of 0	0 of 1
Red-Zone Scores-Chances	7-10	5-6
Sacks By: Number-Yards	1-12	1-4

**RUSHING:** Oklahoma State-Hill, Justice 30-164; Rudolph, Mason 11-50; King, J.D. 2-12; TEAM 1-minus 5. Texas Tech-Stockton, J. 12-28; King, Tre 4-12; Coutee, Keke 1-11; Shimonek, Nic 4-3; Nisby, Desmond 5-0.

**PASSING:** Oklahoma State-Rudolph, Mason 27-38-1-376. Texas Tech-Shimonek, Nic 29-46-1-330.

**RECEIVING:** Oklahoma State-Washington, James 9-127; Ateman, Marcell 6-114; McCleskey, Jalen 5-48; Brown, Keenen 2-40; Hill, Justice 2-7; Stoner, Dillon 1-21; Johnson, Tyron 1-12; Lacy, Chris 1-7. Texas Tech-Stockton, J. 7-52; Batson, Cameron 6-84; Cantrell, Dylan 6-67; Coutee, Keke 3-53; Wesley, Antoine 3-38; Willies, D. 3-30; High, JaDeion 1-6.

**INTERCEPTIONS:** Oklahoma State-Brailford, Jordan 1-0. Texas Tech-Fields, D. 1-95.

**FUMBLES:** Oklahoma State-None. Texas Tech-None.

	<b>GAME SIX</b> Oct. 14, 2017   Stillwater, Okla. Attendance: 56,790   TV: FS1	
<b>BAYLOR</b>	<b>14</b>	
<b>OKLAHOMA STATE</b> <small>14/14</small>	<b>59</b>	

Captains: Zach Crabtree, Darrion Daniels, Justin Phillips, Cole Walterscheid

Score by Quarters	1	2	3	4	Score
Baylor	7	3	6	0	16
Oklahoma State	7	28	10	14	59

#### Scoring Summary

1st	08:23	BU	Ebner, Trestan 0 yd fumble recovery (Martin kick) 12-75 6:37, BU 7 - OSU 0
	03:06	OSU	Ateman 38 yd pass from Rudolph (Ammendola kick) 6-52 1:42, BU 7 - OSU 7
2nd	14:44	OSU	McCleskey 25 yd pass from Rudolph (Ammendola kick) 6-80 1:13, BU 7 - OSU 14
	09:18	BU	Martin, Connor 38 yd field goal 11-55 5:26, BU 10 - OSU 14
	08:43	OSU	Hill, Justice 79 yd run (Ammendola kick) 2-80 0:35, BU 10 - OSU 21
	05:14	OSU	Rudolph, Mason 1 yd run (Ammendola kick) 7-81 2:18, BU 10 - OSU 28
	00:37	OSU	King, J.D. 1 yd run (Ammendola kick) 8-69 2:21, BU 10 - OSU 35
3rd	11:47	BU	Martin, Connor 40 yd field goal 10-51 2:52, BU 13 - OSU 35
	09:24	OSU	Ammendola, Matt 40 yd field goal 10-52 2:23, BU 13 - OSU 38
	06:56	BU	Martin, Connor 29 yd field goal 8-66 2:28, BU 16 - OSU 38
	06:24	OSU	Washington 68 yd pass from Rudolph (Ammendola kick) 2-75 0:32, BU 16 - OSU 45
4th	14:55	OSU	Washington, James 2 yd run (Ammendola kick) 13-74 4:26, BU 16 - OSU 52
	10:37	OSU	Cornelius, Taylor 40 yd run (Ammendola kick) 3-59 1:27, BU 16 - OSU 59

	BAY	OSU
FIRST DOWNS	22	29
RUSHES-YARDS (NET)	46-219	38-276
PASSING YDS (NET)	168	471
Passes Att-Comp-Int	36-14-2	33-20-0
TOTAL OFFENSE PLAYS-YARDS	82-387	71-747
Fumble Returns-Yards	0-0	0-0
Punt Returns-Yards	0-0	2-0
Kickoff Returns-Yards	6-85	3-62
Interception Returns-Yards	0-0	2-15
Punts (Number-Avg)	5-46.0	1-54.0
Fumbles-Lost	3-1	2-2
Penalties-Yards	5-39	5-40
Possession Time	35:39	24:21
Third-Down Conversions	7 of 18	5 of 9
Fourth-Down Conversions	0 of 2	1 of 2
Red-Zone Scores-Chances	3-3	4-4
Sacks By: Number-Yards	0-0	1-8

**RUSHING:** Baylor-Williams, Ter. 10-95; Lovett, John 11-62; Ebner, Trestan 9-37; Brewer, Charlie 5-21; Hasty, JaMyca 6-15; Smith, Zach 4-minus 5; Mims, Denzel 1-minus 6. Oklahoma State-Hill, Justice 14-117; Cornelius, Taylor 3-66; King, J.D. 9-47; Brown, LD 2-19; Wilson, Ja'Ron 6-14; Rudolph, Mason 3-11; Washington, James 1-2.

**PASSING:** Baylor-Smith, Zach 11-28-1-127; Brewer, Charlie 3-7-1-41; Nicholson, Tony 0-1-0-0. Oklahoma State-Rudolph, Mason 19-31-0-459; Cornelius, Taylor 1-2-0-12.


**RECEIVING:** Baylor-Nicholson, Tony 4-57; Stricklin, Pooh 3-41; Feuerbacher, J. 2-25; Mims, Denzel 2-20; Jaynes, Tyler 1-12; Holmes, Gavin 1-12; Lovett, John 1-1. Oklahoma State-Washington, James 6-235; Ateman, Marcell 4-119; McCleskey, Jalen 4-49; Johnson, Tyron 3-39; Alexander, Tyrell 1-12; Lacy, Chris 1-10; Hill, Justice 1-7.

**INTERCEPTIONS:** Baylor-None. Oklahoma State-Akem, Gyasi 1-15; Mwaniki, Thabo 1-0.

**FUMBLES:** Baylor-Smith, Zach 2-1; Williams, Ter. 1-0. Oklahoma State-McCleskey, Jalen 1-1; Washington, James 1-1.



## BOX SCORES

	<b>GAME SEVEN</b> Oct. 21, 2017   Austin, Texas Attendance: 92,506   TV: ABC
<b>TEXAS</b>	<b>10</b>
<b>OKLAHOMA STATE</b> 10/11	<b>13</b>

Captains: Justice Hill, Marcus Keyes, Tre Flowers, Ramon Richards

Score by Quarters	1	2	3	4	OT	Score
Oklahoma State	7	0	0	3	3	13
Texas	0	7	3	0	0	10

### Scoring Summary

**1st 04:51** OSU King, J.D. 7 yd run (Ammendola kick)  
10:96 2:52, OSU 7 - UT 0  
**2nd 13:59** UT Ehlinger, Sam 2 yd run (Rowland kick)  
3:86 0:50, OSU 7 - UT 7  
**3rd 10:42** UT Rowland, Joshua 22 yd field goal  
13:71 4:18, OSU 7 - UT 10  
**4th 12:31** OSU Ammendola, Matt 19 yd field goal  
12:74 4:20, OSU 10 - UT 10  
**OT OT1** OSU Ammendola, Matt 34 yd field goal  
4:8 0:00, OSU 13 - UT 10

	OSU	UT
FIRST DOWNS	26	13
RUSHES-YARDS (NET)	51-146	33-42
PASSING YDS (NET)	282	241
Passes Att-Comp-Int	38-25-0	36-22-1
TOTAL OFFENSE PLAYS-YARDS	89-428	69-283
Fumble Returns-Yards	0-0	0-0
Punt Returns-Yards	3-14	1-0
Kickoff Returns-Yards	1-19	2-56
Interception Returns-Yards	1-0	0-0
Punts (Number-Avg)	9-41.6	11-50.9
Fumbles-Lost	4-1	2-0
Penalties-Yards	2-20	8-73
Possession Time	34:15	25:45
Third-Down Conversions	5 of 18	3 of 17
Fourth-Down Conversions	0 of 0	1 of 1
Red-Zone Scores-Chances	3-5	2-3
Sacks By: Number-Yards	3-48	2-14


**RUSHING:** Oklahoma State-Hill, Justice 33-117; King, J.D. 11-43; Rudolph, Mason 7-minus 14. Texas-Warren III, C. 12-33; Hemphill, Reggi 2-12; Heard, Jerrod 2-4; Carter, Toneil 1-3; Ehlinger, Sam 16-minus 10.

**PASSING:** Oklahoma State-Rudolph, Mason 25-38-0-282. Texas-Ehlinger, Sam 22-36-1-241.

**RECEIVING:** Oklahoma State-McCleskey, Jalen 8-78; Ateman, Marcell 4-87; Washington, James 4-32; Hill, Justice 3-29; Lacy, Chris 2-30; Stoner, Dillon 2-15; Johnson, Tyron 2-11. Texas-Leonard, Dorian 4-26; Heard, Jerrod 3-27; Johnson, Collin 3-24; Burt, John 2-99; Hemphill, Reggi 2-20; Warren III, C. 2-12; Brewer, Cade 1-15; Humphrey, Lil'J 1-9; Joe, Lorenzo 1-9; Duvernay, Devin 1-9; Carter, Toneil 1-minus 3; Young, Daniel 1-minus 6.

**INTERCEPTIONS:** Oklahoma State-Richards, Ramon 1-0. Texas-None.

**FUMBLES:** Oklahoma State-Lacy, Chris 1-0; Rudolph, Mason 1-0; Hill, Justice 1-1; Stoner, Dillon 1-0. Texas-Ehlinger, Sam 1-0; TEAM 1-0.

	<b>GAME EIGHT</b> Oct. 28, 2017   Morgantown, W.V. Attendance: 57,507   TV: ABC
<b>WEST VIRGINIA</b> 22/22	<b>39</b>
<b>OKLAHOMA STATE</b> 11/12	<b>50</b>

Captains: Dillon Stoner, Tralund Webber, Trey Carter, Justin Phillips

Score by Quarters	1	2	3	4	Score
Oklahoma State	13	10	7	20	50
West Virginia	0	10	14	15	39

### Scoring Summary

**1st 07:20** OSU Washington 13 yd pass from Rudolph (Ammendola kick)  
8:51 2:50, OSU 7 - WVU 0  
**01:02** OSU Rudolph, Mason 1 yd run (Kick failed)  
14:77 5:14, OSU 13 - WVU 0  
**2nd 13:31** WVU Staley, Evan 23 yd field goal  
8:70 2:31, OSU 13 - WVU 3  
**07:56** OSU Ammendola, Matt 35 yd field goal  
13:57 5:28, OSU 16 - WVU 3  
**04:46** OSU King, J.D. 20 yd run (Ammendola, Matt kick)  
1:20 0:08, OSU 23 - WVU 3  
**00:20** WVU McKoy, Kennedy 1 yd run (Staley, Evan kick)  
8:60 1:32, OSU 23 - WVU 10  
**3rd 11:21** OSU King, J.D. 6 yd pass from Rudolph (Ammendola kick)  
7:61 2:25, OSU 30 - WVU 10  
**03:55** WVU Gross 0 yd blocked punt return (Staley kick)  
OSU 30 - WVU 17  
**03:05** WVU Robinson, K. 39 yd interception return (Staley kick)  
OSU 30 - WVU 24  
**4th 10:38** OSU Hill, Justice 5 yd run (Ammendola, Matt kick)  
9:48 3:42, OSU 37 - WVU 24  
**08:22** OSU Washington 19 yd pass from Rudolph (Rudolph pass failed)  
2:17 0:41, OSU 43 - WVU 24  
**07:32** WVU Simms 68 yd pass from Grier (Staley, Evan kick)  
3:80 0:44, OSU 43 - WVU 31  
**03:47** OSU Hill, Justice 18 yd run (Ammendola, Matt kick)  
7:57 3:45, OSU 50 - WVU 31  
**01:25** WVU White 9 yd pass from Grier (Sills V pass from Grier)  
13:75 2:22, OSU 50 - WVU 39

	OSU	WVU
FIRST DOWNS	27	19
RUSHES-YARDS (NET)	56-246	30-62
PASSING YDS (NET)	216	285
Passes Att-Comp-Int	34-20-1	42-20-4
TOTAL OFFENSE PLAYS-YARDS	90-462	72-347
Fumble Returns-Yards	0-0	0-0
Punt Returns-Yards	2-26	1-9
Kickoff Returns-Yards	4-46	4-85
Interception Returns-Yards	4-102	1-39
Punts (Number-Avg)	4-29.0	7-39.0
Fumbles-Lost	3-3	3-1
Penalties-Yards	6-56	6-41
Possession Time	37:09	22:51
Third-Down Conversions	8 of 18	2 of 15
Fourth-Down Conversions	3 of 3	3 of 3
Red-Zone Scores-Chances	8-8	3-3
Sacks By: Number-Yards	1-7	0-0


**RUSHING:** Oklahoma State-King, J.D. 36-142; Hill, Justice 12-86; Washington, James 1-11; Brown, LD 4-6; Rudolph, Mason 2-5; TEAM 1-minus 4. West Virginia-Crawford, J. 13-45; McKoy, Kennedy 9-30; Wellman, Elijah 1-1; Pet-taway, M. 1-0; Grier, Will 5-0; TEAM 1-minus 14.

**PASSING:** Oklahoma State-Rudolph, Mason 20-34-1-216. West Virginia-Grier, Will 20-42-4-285.

**RECEIVING:** Oklahoma State-Washington, James 7-91; King, J.D. 5-29; Stoner, Dillon 3-44; Lacy, Chris 2-21; Finefeuiaki, Sione 1-17; Ateman, Marcell 1-13; Johnson, Tyron 1-1. West Virginia-Jennings, Gary 6-58; White, Ka'Rau 4-78; Simms, Marcus 3-80; Sills V, David 3-44; Bush, Tevin 2-5; Wellman, Elijah 1-12; McKoy, Kennedy 1-8.

**INTERCEPTIONS:** Oklahoma State-Green, A.J. 2-58; Richards, Ramon 1-24; Morrow, Jerel 1-20. West Virginia-Robinson, Kenny 1-39.

**FUMBLES:** Oklahoma State-King, J.D. 1-1; Brown, LD 1-1; Hill, Justice 1-1. West Virginia-Grier, Will 1-0; TEAM 1-0; Crawford, J. 1-1.

	<b>GAME NINE</b> Nov. 4, 2017   Stillwater, Okla. Attendance:   TV: FS1
<b>OKLAHOMA</b> 8/9	
<b>OKLAHOMA STATE</b> 11/10	



# SELECT PLAYERS GAME-BY-GAME STATS

## 49 MATT AMMENDOLA

KICKER | 5-9 | 195 | R-SOPHOMORE  
LANSDALE, PA./NORTH PENN

### Career Highs

Longest FG 53 twice, last at South Alabama 9/8/17  
Most FG Made 3 at South Alabama, 9/8/17

### 2017 Season Highs

Longest FG 53 at South Alabama 9/8/17  
Most FG Made 3 at South Alabama, 9/8/17

### Ammendola's 2016 Game-by-Game Kicking Stats

Date	Opponent	PAT-A	FGM-FGA	Lg	Blk
Sept. 3	SE Louisiana	0-1	0-0	0	0
Sept. 10	Central Michigan	0-0	1-1	53	0
Sept. 17	Pittsburgh	0-0	0-0	0	0
Sept. 24	at Baylor	0-0	0-0	0	0
Oct. 1	Texas	0-0	0-0	0	0
Oct. 8	Iowa State	0-0	0-0	0	0
Oct. 22	at Kansas	0-0	0-0	0	0
Oct. 29	West Virginia	0-0	0-0	0	0
Nov. 5	at Kansas State	0-0	0-0	0	0
Nov. 12	Texas Tech	0-0	0-0	0	0
Nov. 19	at TCU	0-0	0-0	0	0
Dec. 3	at Oklahoma	0-0	0-0	0	0

### Ammendola's 2017 Game-by-Game Kicking Stats

Date	Opponent	PAT-A	FGM-FGA	Lg	Blk
Aug. 31	Tulsa	8-8	1-2	24	0
Sept. 8	at South Alabama	5-5	3-4	53	0
Sept. 16	at Pittsburgh	8-8	1-1	25	0
Sept. 23	TCU	4-4	1-1	29	0
Sept. 30	at Texas Tech	5-5	2-4	27	0
Oct. 14	Baylor	8-8	1-1	40	0
Oct. 21	at Texas	1-1	2-3	34	0
Oct. 28	at West Virginia	5-6	1-2	35	0
Nov. 4	Oklahoma				
Nov. 11	at Iowa State				
Nov. 18	Kansas State				
Nov. 25	Kansas				

### Ammendola's Career Kicking Stats

Year	FGM-FGA	Pct.	1-19	20-29	30-39	40-49	50+	Lg	Blk
2016	1-1	100.0	0-0	0-0	0-0	0-0	1-1	53	0
2017	12-18	66.7	1-2	6-7	3-4	2-4	1-1	53	0
Career	13-19	68.4	1-0	6-7	3-4	2-4	2-2	53	0

## 3 MARCELL ATEMAN

RECEIVER | 6-4 | 220 | R-SENIOR  
DALLAS, TEXAS/WYLIE EAST

### Career Highs

Receptions 8 at Iowa State, 11/14/15  
Receiving Yards 132 at Iowa State, 11/14/15  
Long Reception 82 vs. TCU, 11/7/15

### 2017 Season Highs

Receptions 6, twice, last at Texas Tech, 9/30/17  
Receiving Yards 119 vs. Baylor, 10/14/17  
Long Reception 69 at Pittsburgh, 9/16/17

### Ateman's 2013 Game-by-Game Receiving Stats

Date	Opponent	No.	Yds.	TD	Long
Aug. 31	vs. Mississippi State	1	6	0	6
Sept. 7	at UTSA	4	40	0	22
Sept. 14	Lamar	3	46	0	29
Sept. 28	at West Virginia	1	6	0	6
Oct. 5	Kansas State	2	10	0	5
Oct. 19	TCU	0	0	0	0
Oct. 26	at Iowa State	0	0	0	0
Nov. 2	at Texas Tech	2	25	0	13

Nov. 9	Kansas	3	53	0	34
Nov. 16	at Texas	1	3	0	3
Nov. 23	Baylor	1	51	0	51
Dec. 7	Oklahoma	0	0	0	0
Jan. 3	vs. Missouri	4	36	0	23

### Ateman's 2014 Game-by-Game Receiving Stats

Date	Opponent	No.	Yds.	TD	Long
Aug. 30	vs. Florida State	0	0	0	0
Sept. 6	Missouri State	1	4	0	4
Sept. 13	UTSA	4	70	0	43
Sept. 25	Texas Tech	6	130	0	41
Oct. 4	Iowa State	3	33	0	16
Oct. 11	at Kansas	1	7	0	7
Oct. 18	at TCU	2	-3	0	3
Oct. 25	West Virginia	0	0	0	0
Nov. 1	at Kansas State	2	17	0	9
Nov. 15	Texas	1	10	0	10
Nov. 22	at Baylor	0	0	0	0
Dec. 6	at Oklahoma		DNP		
Jan. 2	vs. Washington	0	0	0	0

### Ateman's 2015 Game-by-Game Receiving Stats

Date	Opponent	No.	Yds.	TD	Long
Sept. 3	at Central Michigan	4	75	1	49
Sept. 12	Central Arkansas	4	46	0	21
Sept. 19	UTSA	1	13	1	13
Sept. 26	at Texas	4	69	0	29
Oct. 3	Kansas State	6	101	1	27
Oct. 10	at West Virginia	2	41	0	22
Oct. 24	Kansas	0	0	0	0
Oct. 31	at Texas Tech	3	31	0	13
Nov. 7	TCU	1	82	1	82
Nov. 14	at Iowa State	8	132	1	32
Nov. 21	Baylor	5	83	2	39
Nov. 28	Oklahoma	2	23	0	13
Jan. 1	vs. Ole Miss	5	70	0	27

### Ateman's 2016 Game-by-Game Receiving Stats

Date	Opponent	No.	Yds.	TD	Long
Sept. 3	SE Louisiana		DNP		
Sept. 10	Central Michigan		DNP		
Sept. 17	Pittsburgh		DNP		
Sept. 24	at Baylor		DNP		
Oct. 1	Texas		DNP		
Oct. 8	Iowa State		DNP		
Oct. 22	at Kansas		DNP		
Oct. 29	West Virginia		DNP		
Nov. 5	at Kansas State		DNP		
Nov. 12	Texas Tech		DNP		
Nov. 19	at TCU		DNP		
Dec. 3	at Oklahoma		DNP		

### Ateman's 2017 Game-by-Game Receiving Stats

Date	Opponent	No.	Yds.	TD	Long
Aug. 31	Tulsa	4	75	0	49
Sept. 8	at South Alabama	5	51	2	20
Sept. 16	at Pittsburgh	4	109	1	69
Sept. 23	TCU	6	100	0	29
Sept. 30	at Texas Tech	6	114	0	30
Oct. 14	Baylor	4	119	1	40
Oct. 21	at Texas	4	87	0	66
Oct. 28	at West Virginia	1	13	0	13
Nov. 4	Oklahoma				
Nov. 11	at Iowa State				
Nov. 18	Kansas State				
Nov. 25	Kansas				

### Ateman's Career Receiving Stats

Year	G	Rec.	Yds.	Avg.	TD	Long	Avg./G
2013	13	22	276	12.5	0	51	21.2
2014	12	20	268	13.4	0	43	22.3
2015	13	45	766	17.0	5	82	58.9
2016							
2017	8	34	668	19.6	4	69	83.5
Career	46	12	1978	16.3	9	82	43.0

## 24 LD BROWN

RUNNING BACK | 5-9 | 193 | R-FRESHMAN  
DALLAS, TEXAS/DESOTO

### Career Highs

Rushes 10 at South Alabama, 9/8/17  
Rushing Yards 92 vs. Tulsa, 8/31/17  
Long Rush 73 vs. Tulsa, 8/31/17

### 2017 Season Highs

Rushes 10 at South Alabama, 9/8/17  
Rushing Yards 92 vs. Tulsa, 8/31/17  
Long Rush 73 vs. Tulsa, 8/31/17

### Brown's 2017 Game-by-Game Rushing Stats

Date	Opponent	No.	Gain	Loss	Net	TD	Long	Avg.
Aug. 31	Tulsa	5	95	3	92	1	73	18.4
Sept. 8	at South Alabama	10	38	0	38	0	13	3.8
Sept. 16	at Pittsburgh	4	12	4	8	0	6	2.0
Sept. 23	TCU				DNP			
Sept. 30	at Texas Tech				DNP			
Oct. 14	Baylor	2	19	0	19	0	12	9.5
Oct. 21	at Texas	0	0	0	0	0	0	0
Oct. 28	at West Virginia	4	11	5	6	0	5	1.5
Nov. 4	Oklahoma							
Nov. 11	at Iowa State							
Nov. 18	Kansas State							
Nov. 25	Kansas							

### Brown's 2017 Game-by-Game Receiving Stats

Date	Opponent	No.	Yds.	TD	Long
Aug. 31	Tulsa	0	0	0	0
Sept. 8	at South Alabama	0	0	0	0
Sept. 16	at Pittsburgh	0	0	0	0
Sept. 23	TCU				DNP
Sept. 30	at Texas Tech				DNP
Oct. 14	Baylor	0	0	0	0
Oct. 21	at Texas	0	0	0	0
Oct. 28	at West Virginia	0	0	0	0
Nov. 4	Oklahoma				
Nov. 11	at Iowa State				
Nov. 18	Kansas State				
Nov. 25	Kansas				

### Brown's Career Rushing Stats

Year	G	Att.	Gain	Loss	Net	Avg.	TD	Long	Avg./G
2017	6	25	175	12	163	6.5	1	73	27.2
Career	6	25	175	12	163	6.5	1	73	27.2

### Browns's Career Receiving Stats

Year	G	Rec.	Yds.	Avg.	TD	Long	Avg./G
2017	6	0	0	0	0	0	0
Career	6	0	0	0	0	0	0





# SELECT PLAYERS GAME-BY-GAME STATS

## 5 JUSTICE HILL

RUNNING BACK | 5-10 | 185 | SOPHOMORE  
TULSA, OKLA./BOOKER T. WASHINGTON

### Career Highs

Rushes	33 at Texas, 10/21/17
Rushing Yards	164 at Texas Tech, 9/30/17
Long Rush	38 at Baylor, 9/24/16

### 2017 Season Highs

Rushes	33 at Texas, 10/21/17
Rushing Yards	164 at Texas Tech, 9/30/17
Long Rush	32 vs. Tulsa, 8/31/17

### Hill's 2016 Game-by-Game Rushing Stats

Date	Opponent	No.	Gain	Loss	Net	TD	Long	Avg.
Sept. 3	SE Louisiana	7	33	3	30	0	8	4.3
Sept. 10	Central Michigan	5	31	0	31	0	17	6.2
Sept. 17	Pittsburgh	12	38	10	28	0	18	2.3
Sept. 24	at Baylor	20	128	6	122	1	38	6.1
Oct. 1	Texas	25	143	8	135	1	30	5.4
Oct. 8	Iowa State	18	63	6	57	1	11	3.2
Oct. 22	at Kansas	22	162	0	162	1	32	7.4
Oct. 29	West Virginia	19	56	2	54	0	8	2.8
Nov. 5	at Kansas State	9	44	0	44	0	9	4.9
Nov. 12	Texas Tech	18	127	1	126	1	31	7.0
Nov. 19	at TCU	16	155	1	154	0	32	9.6
Dec. 3	at Oklahoma	16	100	1	99	0	32	6.2
Dec. 29	vs. Colorado	19	107	7	100	1	37	5.3

### Hill's 2017 Game-by-Game Rushing Stats

Date	Opponent	No.	Gain	Loss	Net	TD	Long	Avg.
Aug. 31	Tulsa	15	140	8	132	1	32	8.8
Sept. 8	at South Alabama	11	27	0	27	0	7	2.5
Sept. 16	at Pittsburgh	11	91	0	91	2	20	8.3
Sept. 23	TCU	25	109	7	102	1	17	4.1
Sept. 30	at Texas Tech	30	165	1	164	0	24	5.5
Oct. 14	Baylor	14	119	2	117	1	79	8.4
Oct. 21	at Texas	33	127	10	117	0	15	3.5
Oct. 28	at West Virginia	12	91	5	86	2	39	7.2
Nov. 4	Oklahoma							
Nov. 11	at Iowa State							
Nov. 18	Kansas State							
Nov. 25	Kansas							

### Hill's 2016 Game-by-Game Receiving Stats

Date	Opponent	No.	Yds.	TD	Long
Sept. 3	SE Louisiana	1	6	0	6
Sept. 10	Central Michigan	0	0	0	0
Sept. 17	Pittsburgh	0	0	0	0
Sept. 24	at Baylor	0	0	0	0
Oct. 1	Texas	0	0	0	0
Oct. 8	Iowa State	2	16	0	11
Oct. 22	at Kansas	1	22	0	22
Oct. 29	West Virginia	0	0	0	0
Nov. 5	at Kansas State	0	0	0	0
Nov. 12	Texas Tech	0	0	0	0
Nov. 19	at TCU	1	2	0	2
Dec. 3	at Oklahoma	0	0	0	0
Dec. 29	vs. Colorado	0	0	0	0

### Hill's 2017 Game-by-Game Receiving Stats

Date	Opponent	No.	Yds.	TD	Long
Aug. 31	Tulsa	3	10	0	8
Sept. 8	at South Alabama	4	46	0	14
Sept. 16	at Pittsburgh	2	2	0	3
Sept. 23	TCU	3	27	0	13
Sept. 30	at Texas Tech	2	7	1	5
Oct. 14	Baylor	1	7	0	7
Oct. 21	at Texas	3	29	0	20
Oct. 28	at West Virginia	0	0	0	0
Nov. 4	Oklahoma				
Nov. 11	at Iowa State				
Nov. 18	Kansas State				
Nov. 25	Kansas				

### Hill's Career Rushing Stats

Year	G	Att.	Gain	Loss	Net	Avg.	TD	Long	Avg./G
2016	13	206	1187	45	1142	5.5	6	38	87.8
2017	8	151	869	33	836	5.5	7	79	104.5
Career	21	357	2056	78	1978	5.5	13	79	94.2

### Hill's Career Receiving Stats

Year	G	Rec.	Yds.	Avg.	TD	Long	Avg./G
2016	13	5	46	9.2	0	22	3.5
2017	8	18	128	7.1	1	20	16.0
Career	21	23	174	7.6	1	22	8.3

## 30 CHUBA HUBBARD

RUNNING BACK | 6-1 | 190 | FRESHMAN  
SHERWOOD PARK, ALBERTA, CANADA/BEV FACEY

### Career Highs

Rushes	N/A
Rushing Yards	N/A
Long Rush	N/A

### 2017 Season Highs

Rushes	N/A
Rushing Yards	N/A
Long Rush	N/A

### Hubbard's 2017 Game-by-Game Rushing Stats

Date	Opponent	No.	Gain	Loss	Net	TD	Long	Avg.
Aug. 31	Tulsa				DNP			
Sept. 8	at South Alabama				DNP			
Sept. 16	at Pittsburgh				DNP			
Sept. 23	TCU				DNP			
Sept. 30	at Texas Tech				DNP			
Oct. 14	Baylor				DNP			
Oct. 21	at Texas				DNP			
Oct. 28	at West Virginia				DNP			
Nov. 4	Oklahoma							
Nov. 11	at Iowa State							
Nov. 18	Kansas State							
Nov. 25	Kansas							

### Hubbard's 2017 Game-by-Game Receiving Stats

Date	Opponent	No.	Yds.	TD	Long
Aug. 31	Tulsa				DNP
Sept. 8	at South Alabama				DNP
Sept. 16	at Pittsburgh				DNP
Sept. 23	TCU				DNP
Sept. 30	at Texas Tech				DNP
Oct. 14	Baylor				DNP
Oct. 21	at Texas				DNP
Oct. 28	at West Virginia				DNP
Nov. 4	Oklahoma				
Nov. 11	at Iowa State				
Nov. 18	Kansas State				
Nov. 25	Kansas				

### Hubbard's Career Rushing Stats

Year	G	Att.	Gain	Loss	Net	Avg.	TD	Long	Avg./G
2017	-	-	-	-	-	-	-	-	-
Career	-	-	-	-	-	-	-	-	-

### Hubbard's Career Receiving Stats

Year	G	Rec.	Yds.	Avg.	TD	Long	Avg./G
2017	-	-	-	-	-	-	-
Career	-	-	-	-	-	-	-

## 13 TYRON JOHNSON

RECEIVER | 6-1 | 185 | R-SOPHOMORE  
NEW ORLEANS, LA/WARREN EASTON/LSU

### Career Highs

Receptions	5 at Ole Miss, 2015
Receiving Yards	83 at Ole Miss, 2015
Long Reception	61 vs Western Kentucky, 2015

### 2017 Season Highs

Receptions	4 at South Alabama, 9/8/17
Receiving Yards	44 vs. Tulsa, 8/31/17
Long Reception	44 vs. Tulsa, 8/31/17

### Johnson's 2015 Game-by-Game Receiving Stats (at LSU)

Date	Opponent	No.	Yds.	TD	Long
Sept. 5	McNeese State		DNP		
Sept. 12	at Mississippi State		DNP		
Sept. 19	Auburn	1	0	0	0
Sept. 26	Syracuse	0	0	0	0
Oct. 3	Eastern Michigan	0	0	0	0
Oct. 10	South Carolina	2	6	0	6
Oct. 17	Florida	0	0	0	0
Oct. 24	Western Kentucky	1	61	1	61
Nov. 7	at Alabama	0	0	0	0
Nov. 14	Arkansas		DNP		
Nov. 21	at Ole Miss	5	83	1	39
Nov. 28	Texas A&M	0	0	0	0
Dec. 29	vs. Texas Tech		DNP		

### Johnson's 2017 Game-by-Game Receiving Stats

Date	Opponent	No.	Yds.	TD	Long
Aug. 31	Tulsa	1	44	1	44
Sept. 8	at South Alabama	4	43	0	14
Sept. 16	at Pittsburgh		DNP		
Sept. 23	TCU	0	0	0	0
Sept. 30	at Texas Tech	1	12	0	12
Oct. 14	Baylor	3	39	0	17
Oct. 21	at Texas	2	11	0	7
Oct. 28	at West Virginia	1	1	0	1
Nov. 4	Oklahoma				
Nov. 11	at Iowa State				
Nov. 18	Kansas State				
Nov. 25	Kansas				

### Johnson's Career Receiving Stats

Year	G	Rec.	Yds.	Avg.	TD	Long	Avg./G
2015	9	9	150	16.7	2	61	16.7
2016				Redshirt			
2017	7	12	150	12.5	1	44	21.4
Career	16	21	300	14.3	3	61	18.8

### Johnson's Career Special Teams Stats

Year	GP	KR	Yds	Avg	TD	Long	PR	Yds	Avg	TD	Long
2015	9	0	0	0.0	0	0	0	0	0.0	0	0
2016											
2017	7	12	248	20.7	0	31	0	0	0.0	0	0
Career	16	12	248	20.7	0	31	0	0	0.0	0	0



# SELECT PLAYERS GAME-BY-GAME STATS

## 27 J.D. KING

RUNNING BACK | 5-11 | 205 | FRESHMAN  
FITZGERALD, GA./FITZGERLAD

### Career Highs

Rushes	36 at West Virginia, 10/28/17
Rushing Yards	142 at West Virginia, 10/28/17
Long Rush	71 vs. Tulsa, 8/31/17

### 2017 Season Highs

Rushes	36 at West Virginia, 10/28/17
Rushing Yards	142 at West Virginia, 10/28/17
Long Rush	71 vs. Tulsa, 8/31/17

### King's 2017 Game-by-Game Rushing Stats

Date	Opponent	No.	Gain	Loss	Net	TD	Long	Avg.
Aug. 31	Tulsa	6	95	0	95	1	71	15.8
Sept. 8	at South Alabama	8	64	0	64	0	31	8.0
Sept. 16	at Pittsburgh	16	40	5	35	0	6	2.2
Sept. 23	TCU	1	7	0	7	0	7	7.0
Sept. 30	at Texas Tech	2	12	0	12	0	7	6.0
Oct. 14	Baylor	9	47	0	47	1	14	5.2
Oct. 21	at Texas	11	43	0	43	1	10	3.9
Oct. 28	at West Virginia	36	156	14	142	1	23	3.9
Nov. 4	Oklahoma							
Nov. 11	at Iowa State							
Nov. 18	Kansas State							
Nov. 25	Kansas							

### King's 2017 Game-by-Game Receiving Stats

Date	Opponent	No.	Yds.	TD	Long
Aug. 31	Tulsa	0	0	0	0
Sept. 8	at South Alabama	0	0	0	0
Sept. 16	at Pittsburgh	0	0	0	0
Sept. 23	TCU	0	0	0	0
Sept. 30	at Texas Tech	0	0	0	0
Oct. 14	Baylor	0	0	0	0
Oct. 21	at Texas	0	0	0	0
Oct. 28	at West Virginia	5	29	1	8
Nov. 4	Oklahoma				
Nov. 11	at Iowa State				
Nov. 18	Kansas State				
Nov. 25	Kansas				

### King's Career Rushing Stats

Year	G	Att.	Gain	Loss	Net	Avg.	TD	Long	Avg./G
2017	8	89	464	19	445	5.0	4	71	55.6
Career	8	89	464	19	445	5.0	4	71	55.6

### King's Career Receiving Stats

Year	G	Rec.	Yds.	Avg.	TD	Long	Avg./G
2017	8	5	29	5.8	1	8	3.6
Career	8	5	29	5.8	1	8	3.6

## 15 CHRIS LACY

RECEIVER | 6-3 | 205 | SENIOR  
DESOTO, TEXAS/DESOTO

### Career Highs

Receptions	4, five times, last at South Alabama 9/8/17
Receiving Yards	109 at TCU, 11/19/16
Long Reception	63 at TCU, 11/19/16
Receiving TD	2, twice, last vs. West Virginia, 10/29/16

### 2017 Season Highs

Receptions	4 at South Alabama, 9/8/17
Receiving Yards	54 at South Alabama, 9/8/17
Long Reception	16 at South Alabama, 9/8/17

### Lacy's 2014 Game-by-Game Receiving Stats

Date	Opponent	No.	Yds.	TD	Long
Aug. 30	vs. Florida State	1	5	0	5
Sept. 6	Missouri State	0	0	0	0
Sept. 13	UTSA	1	19	0	19
Sept. 25	Texas Tech	1	23	0	23
Oct. 4	Iowa State	1	0	0	0
Oct. 11	at Kansas	0	0	0	0
Oct. 18	at TCU	0	0	0	0
Oct. 25	West Virginia	0	0	0	0
Nov. 1	at Kansas State	0	0	0	0
Nov. 15	Texas	0	0	0	0
Nov. 22	at Baylor	0	0	0	0
Dec. 6	at Oklahoma		DNP		
Jan. 2	vs. Washington	0	0	0	0

### Lacy's 2015 Game-by-Game Receiving Stats

Date	Opponent	No.	Yds.	TD	Long
Sept. 3	at Central Michigan	1	7	0	7
Sept. 12	Central Arkansas	0	0	0	0
Sept. 19	UTSA	0	0	0	0
Sept. 26	at Texas	0	0	0	0
Oct. 3	Kansas State	1	15	0	15
Oct. 10	at West Virginia	0	0	0	0
Oct. 24	Kansas	4	76	2	38
Oct. 31	at Texas Tech	2	22	0	11
Nov. 7	TCU	0	0	0	0
Nov. 14	at Iowa State	0	0	0	0
Nov. 21	Baylor	0	0	0	0
Nov. 28	Oklahoma	0	0	0	0
Jan. 1	vs. Ole Miss	0	0	0	0

### Lacy's 2016 Game-by-Game Receiving Stats

Date	Opponent	No.	Yds.	TD	Long
Sept. 3	SE Louisiana		DNP		
Sept. 10	Central Michigan	2	10	0	7
Sept. 17	Pittsburgh	4	64	0	28
Sept. 24	at Baylor	3	32	0	15
Oct. 1	Texas	3	52	0	28
Oct. 8	Iowa State	2	27	0	14
Oct. 22	at Kansas	1	11	0	11
Oct. 29	West Virginia	3	31	2	19
Nov. 5	at Kansas State	3	33	0	17
Nov. 12	Texas Tech	4	100	0	33
Nov. 19	at TCU	4	109	1	63
Dec. 3	at Oklahoma	1	9	0	9
Dec. 29	vs. Colorado	1	11	0	11

### Lacy's 2017 Game-by-Game Receiving Stats

Date	Opponent	No.	Yds.	TD	Long
Aug. 31	Tulsa	1	13	0	1
Sept. 8	at South Alabama	4	54	0	16
Sept. 16	at Pittsburgh	0	0	0	0
Sept. 23	TCU		DNP		
Sept. 30	at Texas Tech	1	7	0	7
Oct. 14	Baylor	1	10	0	10
Oct. 21	at Texas	2	30	0	20
Oct. 28	at West Virginia	2	21	0	11
Nov. 4	Oklahoma				
Nov. 11	at Iowa State				
Nov. 18	Kansas State				
Nov. 25	Kansas				

### Lacy's Career Receiving Stats

Year	G	Rec.	Yds.	Avg.	TD	Long	Avg./G
2014	12	4	47	11.8	0	23	3.9
2015	13	8	120	15.0	2	38	9.2
2016	12	31	489	15.8	3	63	40.8
2017	7	11	135	12.3	0	20	19.3
Career	44	54	791	14.	5	63	18.0

## 1 JALEN MCCLESKEY

RECEIVER | 5-10 | 170 | JUNIOR  
COVINGTON, LA./COVINGTON

### Career Highs

Receptions	11, twice, last vs. West Virginia, 10/29/16
Receiving Yards	162 at Pittsburgh, 9/16/17
Long Reception	56 vs. Central Arkansas, 9/12/15
Long Punt Return	67 (TD) at Texas Tech, 10/31/15

### 2017 Season Highs

Receptions	8 at Texas, 10/21/17
Receiving Yards	162 at Pittsburgh, 9/16/17
Long Reception	48 at Pittsburgh, 9/16/17

### McCleskey's 2015 Game-by-Game Receiving Stats

Date	Opponent	No.	Yds.	TD	Long
Sept. 3	at Central Michigan	1	-1	0	0
Sept. 12	Central Arkansas	1	56	0	56
Sept. 19	UTSA	3	58	0	19
Sept. 26	at Texas	0	0	0	0
Oct. 3	Kansas State	3	12	1	4
Oct. 10	at West Virginia	1	6	0	6
Oct. 24	Kansas	1	20	0	20
Oct. 31	at Texas Tech	5	9	0	4
Nov. 7	TCU	4	30	0	18
Nov. 14	at Iowa State	1	22	0	22
Nov. 21	Baylor	3	16	2	9
Nov. 28	Oklahoma	3	1	0	3
Jan. 1	vs. Ole Miss	3	24	0	20

### McCleskey's 2016 Game-by-Game Receiving Stats

Date	Opponent	No.	Yds.	TD	Long
Sept. 3	SE Louisiana	4	27	0	11
Sept. 10	Central Michigan	11	103	1	28
Sept. 17	Pittsburgh	3	17	0	12
Sept. 24	at Baylor	5	77	0	21
Oct. 1	Texas	4	109	2	52
Oct. 8	Iowa State	5	74	1	36
Oct. 22	at Kansas	6	129	0	47
Oct. 29	West Virginia	11	66	1	19
Nov. 5	at Kansas State	8	68	1	19
Nov. 12	Texas Tech	5	50	1	26
Nov. 19	at TCU	5	26	0	9
Dec. 3	at Oklahoma	2	16	0	12
Dec. 29	vs. Colorado	4	50	0	18



# SELECT PLAYERS GAME-BY-GAME STATS

## McCleskey's 2017 Game-by-Game Receiving Stats

Date	Opponent	No.	Yds.	TD	Long
Aug. 31	Tulsa	1	-2	0	-2
Sept. 8	at South Alabama	4	19	0	13
Sept. 16	at Pittsburgh	7	162	3	48
Sept. 23	TCU	4	79	0	34
Sept. 30	at Texas Tech	5	48	1	21
Oct. 14	Baylor	4	49	1	25
Oct. 21	at Texas	8	78	0	29
Oct. 28	at West Virginia	0	0	0	0
Nov. 4	Oklahoma				
Nov. 11	at Iowa State				
Nov. 18	Kansas State				
Nov. 25	Kansas				

## McCleskey's Career Receiving Stats

Year	G	Rec.	Yds.	Avg.	TD	Long	Avg./G
2015	13	29	253	8.7	3	56	19.5
2016	13	73	812	11.1	7	52	62.5
2017	8	33	433	13.1	5	48	37.3
Career	34	135	1498	11.1	15	56	26.2

## McCleskey's Career Special Teams Stats

Year	GP	KR	Yds	Avg	TD	Long	PR	Yds	Avg	TD	Long
2015	13	1	20	20.0	0	20	22	111	5.0	1	67
2016	13	0	0	0.0	0	0	7	64	9.1	0	18
2017	8	0	0	0.0	0	0	5	16	3.2	0	13
Career	33	1	20	20.0	0	20	34	191	5.6	1	67

## 2 MASON RUDOLPH

QUARTERBACK | 6-5 | 230 | SENIOR  
ROCK HILL, SC/NORTHWESTERN

### Career Highs

Completions	34 vs. Kansas State, 10/3/15
Attempts	55 vs. Kansas State, 10/3/15
Yards	540 vs. Pittsburgh, 9/17/16
Passing TD	5, twice, last at Kansas State, 11/5/16
Long Pass	91 vs. Pittsburgh, 9/17/16

### 2017 Season Highs

Completions	28 at Texas, 10/21/17
Attempts	41 vs. TCU, 9/23/17
Yards	497 at Pittsburgh, 9/16/17
Passing TD	5 at Pittsburgh, 9/16/17
Long Pass	86 vs. TCU, 9/23/17

## Rudolph's 2014 Game-by-Game Passing Stats

Date	Opponent	Cmp.	Att.	Int.	Yds.	TD	Long	Sack
Aug. 30	vs. Florida State			DNP				
Sept. 6	Missouri State			DNP				
Sept. 13	UTSA			DNP				
Sept. 25	Texas Tech			DNP				
Oct. 4	Iowa State			DNP				
Oct. 11	at Kansas			DNP				
Oct. 18	at TCU			DNP				
Oct. 25	West Virginia			DNP				
Nov. 1	at Kansas State			DNP				
Nov. 15	Texas			DNP				
Nov. 22	at Baylor	13	25	2	281	2	68	3
Dec. 6	at Oklahoma	19	35	1	273	2	43	2
Jan. 2	vs. Washington	17	26	1	299	2	48	3

## Rudolph's 2015 Game-by-Game Passing Stats

Date	Opponent	Cmp.	Att.	Int.	Yds.	TD	Long	Sack
Sept. 3	at Central Michigan	22	32	0	266	1	49	2
Sept. 12	Central Arkansas	23	35	1	401	2	67	1
Sept. 19	UTSA	17	23	0	280	2	46	2
Sept. 26	at Texas	22	34	2	290	1	31	3
Oct. 3	Kansas State	34	55	1	437	3	47	2
Oct. 10	at West Virginia	20	40	3	218	0	31	2
Oct. 24	Kansas	20	26	0	305	1	43	3
Oct. 31	at Texas Tech	21	35	1	285	2	31	2
Nov. 7	TCU	16	24	0	352	5	82	1
Nov. 14	at Iowa State	24	36	0	327	1	32	3
Nov. 21	Baylor	27	50	0	430	3	48	6
Nov. 28	Oklahoma	0	3	1	0	0	0	0
Jan. 1	vs. Ole Miss	18	31	0	179	0	27	3

## Rudolph's 2016 Game-by-Game Passing Stats

Date	Opponent	Cmp.	Att.	Int.	Yds.	TD	Long	Sack
Sept. 3	SE Louisiana	18	26	0	188	2	24	2
Sept. 10	Central Michigan	27	43	1	286	2	32	4
Sept. 17	Pittsburgh	26	46	0	540	2	91	3
Sept. 24	at Baylor	27	45	1	279	0	32	4
Oct. 1	Texas	19	28	0	392	3	54	3
Oct. 8	Iowa State	26	44	0	351	4	42	1
Oct. 22	at Kansas	16	24	0	220	1	47	5
Oct. 29	West Virginia	26	36	0	273	3	33	1
Nov. 5	at Kansas State	29	38	2	457	5	82	1
Nov. 12	Texas Tech	20	28	0	395	2	82	2
Nov. 19	at TCU	17	34	0	207	1	63	2
Dec. 3	at Oklahoma	11	25	0	186	0	54	2
Dec. 29	vs. Colorado	22	32	0	314	3	46	1

## Rudolph's 2017 Game-by-Game Passing Stats

Date	Opponent	Cmp.	Att.	Int.	Yds.	TD	Long	Sack
Aug. 31	Tulsa	20	24	0	303	3	77	1
Sept. 8	at South Alabama	25	38	0	335	3	66	1
Sept. 16	at Pittsburgh	23	32	1	497	5	69	1
Sept. 23	TCU	22	41	2	398	2	86	3
Sept. 30	at Texas Tech	27	38	1	378	3	37	1
Oct. 14	Baylor	19	31	0	459	3	68	0
Oct. 21	at Texas	25	38	0	282	0	66	2
Oct. 28	at West Virginia	20	31	1	216	3	27	0
Nov. 4	Oklahoma							
Nov. 11	at Iowa State							
Nov. 18	Kansas State							
Nov. 25	Kansas							

## Rudolph's 2017 Game-by-Game Rushing Stats

Date	Opponent	No.	Gain	Loss	Net	TD	Long	Avg.
Aug. 31	Tulsa	3	4	1	3	1	3	1.0
Sept. 8	at South Alabama	4	19	1	18	1	10	4.5
Sept. 16	at Pittsburgh	1	0	-3	-3	0	0	-3.0
Sept. 23	TCU	5	11	19	-8	1	10	-1.6
Sept. 30	at Texas Tech	11	55	5	50	2	16	4.5
Oct. 14	Baylor	3	11	0	11	1	10	3.7
Oct. 21	at Texas	7	7	21	-14	0	4	-2.0
Oct. 28	at West Virginia	2	5	0	5	1	4	2.5
Nov. 4	Oklahoma							
Nov. 11	at Iowa State							
Nov. 18	Kansas State							
Nov. 25	Kansas							

## Rudolph's Career Passing Stats

Year	G	Effic	Cmp-Att-Int	Pct	Yds	TD	Lng	Avg/G
2014	3	154.01	49-86-4	57.0	853	6	68	284.3
2015	13	149.05	264-424-9	62.3	3770	21	82	290.0
2016	13	158.94	284-448-4	63.4	4091	28	91	314.7
2017	8	175.49	181-276-5	65.6	2866	22	86	358.2
Career	37	158.90	778-1234-22	63.0	11580	77	91	313.0

## Rudolph's Career Rushing Stats

Year	G	Att.	Gain	Loss	Net	Avg.	TD	Long	Avg/G
2014	3	14	18	51	-33	-2.4	0	7	-11.0
2015	13	64	184	219	-35	-0.5	1	40	-2.7
2016	13	83	264	203	61	0.7	6	25	4.7
2017	8	36	112	50	62	1.7	7	16	7.8
Career	37	200	578	523	55	0.3	14	40	1.5

## 29 ZACH SINOR

PUNTER | 5-10 | 223 | R-JUNIOR  
CASTROVILLE, TEXAS/MEDINA VALLEY

### Career Highs

Most Punts	10 vs. Baylor, 2015
Most Punts Downed Inside 20	6 vs. TCU, 2015
Longest Punt	65, twice, last vs. Pittsburgh, 9/17/16

### 2017 Season Highs

Most Punts	2, twice, last at South Alabama, 9/8/17
Most Punts Downed Inside 20	1 vs. Tulsa, 8/31/17
Longest Punt	45, twice, last at Pittsburgh, 9/16/17

## Sinor's 2015 Game-by-Game Punting Stats

Date	Opponent	No.	Yds	Avg.	Long	In20	TB
Sept. 3	at Central Michigan	5	234	46.8	65	2	0
Sept. 12	Central Arkansas	5	217	43.4	50	3	0
Sept. 19	UTSA	5	174	34.8	40	1	0
Sept. 26	at Texas	5	194	38.8	44	2	1
Oct. 3	Kansas State	4	150	37.5	40	2	0
Oct. 10	at West Virginia	8	359	44.9	52	3	1
Oct. 24	Kansas	4	142	35.5	42	2	0
Oct. 31	at Texas Tech	5	201	40.2	43	2	1
Nov. 7	TCU	9	379	42.1	53	6	0
Nov. 14	at Iowa State	3	113	37.7	45	1	0
Nov. 21	Baylor	10	390	39.0	46	4	0
Nov. 28	Oklahoma	5	190	38.0	45	0	0
Jan. 1	vs Ole Miss	7	267	38.1	55	3	0

## Sinor's 2016 Game-by-Game Punting Stats

Date	Opponent	No.	Yds	Avg.	Long	In20	TB
Sept. 3	SE Louisiana	3	128	42.7	48	2	0
Sept. 10	Central Michigan	5	190	38.0	46	5	0
Sept. 17	Pittsburgh	6	286	47.7	65	4	0
Sept. 24	at Baylor	2	94	47.0	56	1	0
Oct. 1	Texas	6	276	46.0	53	2	0
Oct. 8	Iowa State	9	364	40.4	57	5	1
Oct. 22	at Kansas	4	168	42.0	53	1	0
Oct. 29	West Virginia	4	179	44.8	59	3	0
Nov. 5	at Kansas State	1	34	34.0	34	1	0
Nov. 12	Texas Tech	3	130	43.3	53	2	0
Nov. 19	at TCU	3	115	38.3	52	3	0
Dec. 3	at Oklahoma	6	240	40.0	58	3	0
Dec. 29	vs. Colorado	4	191	47.8	54	3	0

## Sinor's 2017 Game-by-Game Punting Stats

Date	Opponent	No.	Yds	Avg.	Long	In20	TB
Aug. 31	Tulsa	1	37	37.0	37	1	0
Sept. 8	at South Alabama	2	74	37.0	45	0	0
Sept. 16	at Pittsburgh	1	45	45.0	45	0	0
Sept. 23	TCU	3	145	48.3	57	0	1
Sept. 30	at Texas Tech	1	35	35.0	35	0	0
Oct. 14	Baylor	1	54	54.0	54	0	1
Oct. 21	at Texas	9	374	41.6	50	2	1
Oct. 28	at West Virginia	2	67	33.5	39	0	0
Nov. 4	Oklahoma						
Nov. 11	at Iowa State						
Nov. 18	Kansas State						
Nov. 25	Kansas						

## Sinor's Career Stats

Year	GP	No.	Yards	Avg.	Long	TB	FC	i20	50+	BK
2015	13	75	3010	40.1	65	3	32	31	8	0
2016	13	56	2395	42.8	65	1	21	35	16	2
2017	8	20	831	41.5	57	3	5	3	0	1
Career	34	151	6236	41.3	65	7	58	69	24	3



# SELECT PLAYERS GAME-BY-GAME STATS

## 17 DILLON STONER

RECEIVER | 6-0 | 198 | R-FRESHMAN  
TULSA, OKLA./JENKS

### Career Highs

Receptions	5 at Pittsburgh, 9/16/17
Receiving Yards	100 at Pittsburgh, 9/16/17
Long Reception	54 at Pittsburgh, 9/16/17

### 2017 Season Highs

Receptions	5 at Pittsburgh, 9/16/17
Receiving Yards	100 at Pittsburgh, 9/16/17
Long Reception	54 at Pittsburgh, 9/16/17

### Stoner's 2016 Game-by-Game Receiving Stats

Date	Opponent	No.	Yds.	TD	Long
Sept. 3	SE Louisiana	2	27	0	17
Sept. 10	Central Michigan	0	0	0	0
Sept. 17	Pittsburgh	0	0	0	0
Sept. 24	at Baylor	3	0	0	4
Oct. 1	Texas		DNP		
Oct. 8	Iowa State		DNP		
Oct. 22	at Kansas		DNP		
Oct. 29	West Virginia		DNP		
Nov. 5	at Kansas State		DNP		
Nov. 12	Texas Tech		DNP		
Nov. 19	at TCU		DNP		
Dec. 3	at Oklahoma		DNP		

### Stoner's 2017 Game-by-Game Receiving Stats

Date	Opponent	No.	Yds.	TD	Long
Aug. 31	Tulsa	4	18	0	7
Sept. 8	at South Alabama	2	24	0	13
Sept. 16	at Pittsburgh	5	100	1	54
Sept. 23	TCU	3	39	1	14
Sept. 30	at Texas Tech	1	21	0	21
Oct. 14	Baylor		DNP		
Oct. 21	at Texas	2	15	0	8
Oct. 28	at West Virginia	3	44	0	27
Nov. 4	Oklahoma				
Nov. 11	at Iowa State				
Nov. 18	Kansas State				
Nov. 25	Kansas				

### Stoner's Career Receiving Stats

Year	G	Rec.	Yds.	Avg.	TD	Long	Avg./G
2016(RS)	4	5	27	5.4	0	17	6.8
2017	7	20	261	13.1	2	54	37.3
Career	11	25	288	11.5	2	54	26.2

## 28 JAMES WASHINGTON

RECEIVER | 6-0 | 205 | SENIOR  
STAMFORD, TEXAS/STAMFORD

### Career Highs

Receptions	9, twice, last vs. Colorado, 12/29/16
Receiving Yards	296 vs. Pittsburgh, 9/17/16
Long Reception	91 vs. Pittsburgh, 9/17/16

### 2017 Season Highs

Receptions	9 at Texas Tech, 9/30/17
Receiving Yards	235 vs. Baylor 10/14/17
Long Reception	86 vs. TCU, 9/23/17

### Washington's 2014 Game-by-Game Receiving Stats

Date	Opponent	No.	Yds.	TD	Long
Aug. 30	vs. Florida State	1	5	0	5
Sept. 6	Missouri State	0	0	0	0
Sept. 13	UTSA	1	33	1	33
Sept. 25	Texas Tech	3	87	2	39
Oct. 4	Iowa State	2	3	0	3
Oct. 11	at Kansas	2	17	0	9
Oct. 18	at TCU	0	0	0	0
Oct. 25	West Virginia	5	87	0	38
Nov. 1	at Kansas State	3	33	0	17
Nov. 15	Texas	3	19	1	8
Nov. 22	at Baylor	4	114	1	68
Dec. 6	at Oklahoma	2	25	0	21
Jan. 2	vs. Washington	2	33	1	28

### Washington's 2015 Game-by-Game Receiving Stats

Date	Opponent	No.	Yds.	TD	Long
Sept. 3	at Central Michigan	2	19	0	16
Sept. 12	Central Arkansas	3	59	0	40
Sept. 19	UTSA	3	35	0	20
Sept. 26	at Texas	4	42	0	15
Oct. 3	Kansas State	7	100	1	32
Oct. 10	at West Virginia	2	30	0	22
Oct. 24	Kansas	6	103	1	43
Oct. 31	at Texas Tech	4	200	2	73
Nov. 7	TCU	5	184	3	74
Nov. 14	at Iowa State	4	48	0	19
Nov. 21	Baylor	5	88	2	39
Nov. 28	Oklahoma	7	169	1	72
Jan. 1	vs. Ole Miss	1	10	0	9

### Washington's 2016 Game-by-Game Receiving Stats

Date	Opponent	No.	Yds.	TD	Long
Sept. 3	SE Louisiana	5	34	0	12
Sept. 10	Central Michigan	5	69	1	32
Sept. 17	Pittsburgh	9	296	2	91
Sept. 24	at Baylor	6	89	0	32
Oct. 1	Texas	3	91	1	54
Oct. 8	Iowa State	8	152	2	42
Oct. 22	at Kansas	1	9	0	9
Oct. 29	West Virginia	6	117	0	33
Nov. 5	at Kansas State	7	117	2	82
Nov. 12	Texas Tech	6	158	1	82
Nov. 19	at TCU	4	27	0	11
Dec. 3	at Oklahoma	2	50	0	44
Dec. 29	vs. Colorado	9	171	1	46

### Washington's 2017 Game-by-Game Receiving Stats

Date	Opponent	No.	Yds.	TD	Long
Aug. 31	Tulsa	6	145	2	77
Sept. 8	at South Alabama	2	98	1	66
Sept. 16	at Pittsburgh	5	124	0	39
Sept. 23	TCU	6	153	1	86
Sept. 30	at Texas Tech	9	127	1	30
Oct. 14	Baylor	6	235	1	68
Oct. 21	at Texas	4	32	0	14
Oct. 28	at West Virginia	7	91	2	19
Nov. 4	Oklahoma				
Nov. 11	at Iowa State				
Nov. 18	Kansas State				
Nov. 25	Kansas				

### Washington's Career Receiving Stats

Year	G	Rec.	Yds.	Avg.	TD	Long	Avg./G
2014	13	28	456	16.3	6	68	35.1
2015	13	53	1087	20.5	10	74	83.6
2016	13	71	1380	19.4	10	91	106.2
2017	8	45	1005	22.3	8	86	125.6
Career	47	197	3928	19.9	34	91	83.6

## 22 JA'RON WILSON

RUNNING BACK | 5-10 | 225 | R-FRESHMAN  
EULESS, TEXAS/TRINITY

### Career Highs

Rushes	5 vs. Tulsa, 8/31/17
Rushing Yards	8 vs. Tulsa, 8/31/17
Long Rush	5 vs. Tulsa, 8/31/17

### 2017 Season Highs

Rushes	5 vs. Tulsa, 8/31/17
Rushing Yards	8 vs. Tulsa, 8/31/17
Long Rush	5 vs. Tulsa, 8/31/17

### Wilson's 2017 Game-by-Game Rushing Stats

Date	Opponent	No.	Gain	Loss	Net	TD	Long	Avg.
Aug. 31	Tulsa	5	10	2	8	0	5	1.6
Sept. 8	at South Alabama				DNP			
Sept. 16	at Pittsburgh				DNP			
Sept. 23	TCU				DNP			
Sept. 30	at Texas Tech				DNP			
Oct. 14	Baylor	6	18	4	14	0	6	2.3
Oct. 21	at Texas				DNP			
Oct. 28	at West Virginia				DNP			
Nov. 4	Oklahoma							
Nov. 11	at Iowa State							
Nov. 18	Kansas State							
Nov. 25	Kansas							

### Wilson's 2017 Game-by-Game Receiving Stats

Date	Opponent	No.	Yds.	TD	Long
Aug. 31	Tulsa	0	0	0	0
Sept. 8	at South Alabama				DNP
Sept. 16	at Pittsburgh				DNP
Sept. 23	TCU				DNP
Sept. 30	at Texas Tech				DNP
Oct. 14	Baylor	0	0	0	0
Oct. 21	at Texas				DNP
Oct. 28	at West Virginia				DNP
Nov. 4	Oklahoma				
Nov. 11	at Iowa State				
Nov. 18	Kansas State				
Nov. 25	Kansas				

### Wilson's Career Rushing Stats

Year	G	Att.	Gain	Loss	Net	Avg.	TD	Long	Avg./G
2017	2	11	28	6	22	2.0	0	6	11.0
Career	2	11	28	6	22	2.0	0	6	11.0

### Wilson's Career Receiving Stats

Year	G	Rec.	Yds.	Avg.	TD	Long	Avg./G
2017	2	0	0	0.0	0	0	0.0
Career	2	0	0	0.0	0	0	0.0





# CAREER HIGHS FOR OTHERS (SORTED BY LAST NAME)

## Offense

### 14 TAYLOR CORNELIUS - QB

Completions	6 vs. Southeastern Louisiana, 2016
Attempts	8 vs. Southeastern Louisiana, 2016
Yards	75 at Pittsburgh, 2017
Passing TD	No career passing TD
Long Pass	39 at Pittsburgh, 2017
Rushes	3 vs. Baylor, 2017
Rushing Yards	66 vs. Baylor, 2017
Long Rush	40 vs. Baylor, 2017

### 11 KEONDRE WUDTEE - QB

Completions	1 at South Alabama, 2017
Attempts	3 at South Alabama, 2017
Yards	7 at South Alabama, 2017
Passing TD	No career passing TD
Long Pass	7 at South Alabama, 2017
Rushes	3 at South Alabama, 2017
Rushing Yards	29 at South Alabama, 2017

## Defense

### 9 GYASI AKEM - LB

Tackles	6, twice, last vs. TCU, 2017
Sacks	0.5 vs. TCU, 2017
TFL	1.0, twice, last vs. Pittsburgh, 2016
Interceptions	1 vs. Baylor, 2017

### 48 DAWSON BASSETT - LB

Tackles	1, twice, last vs. UTSA, 2015
Sacks	No career sacks
Tackles for Loss	No career tackles for loss
Fumble Recoveries	1 vs. UTSA, 2015

### 94 JORDAN BRAILFORD - DE

Tackles	7 vs. Baylor, 2017
Sacks	1.5 at Texas, 2017
TFL	1.5, three times, last at Texas, 2017

### 1 CALVIN BUNDAGE - LB

Tackles	5, twice, last at West Virginia, 2017
TFL	1.0 at TCU, 2016
Sacks	0.5 vs. TCU, 2017
Hurries	1 vs. Baylor, 2017

### 99 TREY CARTER - DT

Tackles	3 at South Alabama, 2017
TFL	1.5 vs. Colorado, 2016
Sacks	1.0, twice, last at Texas, 2017

### 2 DARIUS CURRY - CB

Tackles	4, at Central Michigan, 2015
TFL	1.0 vs. Kansas, 2015
Sacks	No career sacks

### 79 DARRION DANIELS - DT

Tackles	8 vs. TCU, 2017
TFL	1.0, six times, last at West Virginia, 2017
Sacks	0.5, at Central Michigan, 2015

### 3 KENNETH EDISON-MCGRUDER - LB

Tackles	7 vs. UTSA, 2015
TFL	0.5 vs. Texas Tech, 2016
Sacks	1.0 vs. Tulsa, 2017
Pass Break Ups	1, twice, last at Texas Tech, 2017

### 31 TRE FLOWERS - S

Tackles	13, at West Virginia, 2015
TFL	1.0, eight times, last at West Virginia, 2017
Pass Break Ups	3 at Texas Tech, 2017
Interceptions	1, four times, last vs. TCU, 2017

### 4 A.J. GREEN - CB

Tackles	6, twice, last at Texas, 2017
TFL	1.5 vs. TCU, 2017
Pass Break Ups	2 at West Virginia, 2017
Interceptions	2 at West Virginia, 2017

### 33 KEVIN HENRY - LB

Tackles	6 vs. Tulsa, 2017
TFL	1.0 vs. Tulsa, 2017
Sacks	No career sacks

### 70 BEN HUGHES - DT

Tackles	1 vs. Kansas, 2015
TFL	No career tackles for loss
Hurries	1 vs. Baylor, 2017

### 95 VILI LEVENI - DE

Tackles	4, twice, last at Baylor, 2016
Tackles For Loss	2.0 vs. Pittsburgh, 2016
Sacks	1.0, twice, last vs. TCU, 2017

### 5 JEREL MORROW - S

Tackles	4, three times, last vs. Texas, 2016
TFL	1.0, twice, last vs. Tulsa, 2017
Pass Break Ups	1, six times, last at West Virginia, 2017
Interceptions	1 at West Virginia, 2017

### 91 DEQUINTON OSBORNE - DT

Tackles	6 vs. TCU, 2017
Tackles For Loss	2.5 vs. Iowa State, 2016
Sacks	2.5 vs. Iowa State, 2016

### 93 JARRELL OWENS - DE

Tackles	5 at Oklahoma, 2016
TFL	2.0 at South Alabama, 2017
Sacks	1.0, 5 times, last vs. Central Michigan, 2016
Hurries	1 vs. Baylor, 2017

### 19 JUSTIN PHILLIPS - LB

Tackles	14 vs. Texas Tech, 2016
Sacks	1.0, four times, last vs. Baylor, 2017
TFL	2.5 vs. Baylor, 2017
Forced Fumbles	2 vs. Baylor, 2017

### 7 RAMON RICHARDS - S

Tackles	9 at Texas Tech, 2017
Pass Break Ups	2, four times, last at West Virginia, 2017
Interceptions	1, 10 times, last at West Virginia, 2017

### 56 ENOCH SMITH, JR. - LB

Tackles	4 vs. Tulsa, 2017
Sacks	1.0 at South Alabama, 2017
TFL	1.0, twice, last at South Alabama, 2017

### 12 KIRK TUCKER - LB

Tackles	5, twice, last at South Alabama, 2017
Sacks	1.0 at South Alabama, 2017
TFL	1.0, twice, last at South Alabama, 2017
Forced Fumbles	1 vs. UTSA, 2015

### 45 CHAD WHITENER - LB

Tackles	19 vs. Baylor, 2015
Tackles for Loss	3.0 vs. Kansas State, 2015
Sacks	2.0 vs. Kansas State, 2015
Interceptions	2 vs. TCU, 2015

### 8 RODARIUS WILLIAMS - CB

Tackles	7 vs. TCU, 2017
TFL	1 at Texas, 2017
Pass Break Ups	2 vs. Baylor, 2017
Interceptions	No career interceptions

### 82 COLE WALTERSCHEID

Tackles	7 at Oklahoma, 2016
TFL	4.0 vs. Pittsburgh, 2016
Forced Fumbles	2.0 vs. Pittsburgh, 2016



# STARTING LINEUPS/PLAYER CAREER STARTS

## GAME-BY-GAME STARTING LINEUPS

### STARTING LINEUPS - OFFENSE

		LT	LG	C	RG	RT	WR	WR	WR/CW	WR/CW	RB	QB
8/31	Tulsa	Cochran	Keyes	Lundblade	L.Williams	Crabtree	Washington	McCleskey	Lacy	Abbott	Hill	Rudolph
9/8	at South Alabama	Cochran	Keyes	Lundblade	L.Williams	Crabtree	Washington	McCleskey	Lacy	Abbott	Hill	Rudolph
9/16	at Pittsburgh	Cochran	Keyes	Lundblade	L.Williams	Crabtree	Washington	Lacy	Finefeuiaki	Abbott	Hill	Rudolph
9/23	TCU	Cochran	Keyes	Lundblade	Wilson	Jenkins	Washington	McCleskey	Ateman	Abbott	Hill	Rudolph
9/30	at Texas Tech	Cochran	Keyes	Lundblade	Wilson	Crabtree	Washington	McCleskey	Ateman	Abbott	Hill	Rudolph
10/14	Baylor	Cochran	Keyes	Wilson	Jenkins	Crabtree	Washington	McCleskey	Ateman	K.Brown	Hill	Rudolph
10/21	at Texas	Cochran	Keyes	Wilson	Jenkins	Crabtree	Washington	McCleskey	Ateman	K.Brown	Hill	Rudolph
10/28	at West Virginia	Cochran	Keyes	Lundblade	Wilson	Crabtree	Washington	Stoner	Ateman	Abbott	Hill	Rudolph
11/4	Oklahoma											
11/11	at Iowa State											
11/18	Kansas State											
11/25	Kansas											

### STARTING LINEUPS - DEFENSE

		DE	DT	DT/S/LB	DE	SLB	MLB	WLB	CB	SS	FS	CB
8/31	Tulsa	Leveni	Osborne	Daniels	Walterscheid	Edison-McGruder	Whitener	Phillips	R.Williams	R.Richards	Flowers	A.Green
9/8	at South Alabama	Leveni	Osborne	Mwaniki	Daniels	Bundage	Whitener	Phillips	R.Williams	R.Richards	Flowers	A.Green
9/16	at Pittsburgh	Leveni	Osborne	Daniels	Walterscheid	Tucker	Whitener	Phillips	R.Williams	R.Richards	Flowers	A.Green
9/23	TCU	Leveni	Osborne	Edison-McGruder	Daniels	Bundage	Whitener	Phillips	R.Williams	R.Richards	Flowers	A.Green
9/30	at Texas Tech	Leveni	Osborne	Daniels	Brailford	Edison-McGruder	Whitener	Phillips	R.Williams	R.Richards	Flowers	A.Green
10/14	Baylor	Leveni	Osborne	Daniels	Brailford	Edison-McGruder	Whitener	Phillips	R.Williams	R.Richards	Flowers	A.Green
10/21	at Texas	Leveni	Osborne	Daniels	Brailford	Bundage	Whitener	Phillips	R.Williams	R.Richards	Flowers	A.Green
10/28	at West Virginia	Brailford	Osborne	Daniels	Walterscheid	Bundage	Whitener	Phillips	R.Williams	R.Richards	Flowers	A.Green
11/4	Oklahoma											
11/11	at Iowa State											
11/18	Kansas State											
11/25	Kansas											

## CAREER CONSECUTIVE AND TOTAL STARTS

Player, Pos.	Yr.	Consecutive Starts	Total Starts	-----Starts by Year-----				Player, Pos.	Yr.	Consecutive Starts	Total Starts	-----Starts by Year-----			
				2017	2016	2015	2014					2017	2016	2015	2014
Mason Rudolph, QB	Sr.	22	36	8	13	12	3	Jalen McCleskey, WR	Jr.	0	17	6	10	1	0
Ramon Richards, CB	Sr.	21	31	8	13	1	9	Jarrell Owens, DE	Jr.	0	12	0	12	0	0
Marcus Keyes, OL	So.	21	21	8	13	0	0	Vili Leveni, DE	Sr.	0	8	7	1	0	0
Aaron Cochran, OL	Sr.	18	24	8	10(at Cal)	6(at Cal)	0(at Cal)	Larry Williams, OL	Sr.	0	8	3	5	0	0
Justice Hill, RB	So.	18	18	8	10	0	0	Kenneth Edison-McGruder, LB	Jr.	0	8	5	4	0	0
James Washington, WR	Sr.	15	38	8	12	13	5	Chris Lacy, WR	Sr.	0	5	3	1	0	0
Tre Flowers, S	Sr.	11	39	8	12	13	6	Tevin Jenkins, OL	R-Fr.	0	3	3	0	0	0
Chad Whitener, LB	Sr.	11	28	8	12	8	0	Keenen Brown, CW	Jr.	0	3	2	1	0	0
Marcell Ateman, WR	Sr.	8	27	8	0	12	7	Sione Finefeuiaki, CW	Jr.	0	1	1	0	0	0
Justin Phillips, LB	Jr.	8	10	8	2	0	0	Thabo Mwaniki, S	Fr.	0	1	1	0	0	0
A.J. Green, CB	So.	8	8	8	0	0	0	Jerel Morrow, S	Sr.	0	1	0	0	0	1
DeQuinton Osborne, DT	Sr.	8	8	8	0	0	0	Kirk Tucker, LB	Sr.	0	1	0	1	0	0
Darrion Daniels, DT	Jr.	8	8	8	0	0	0								
Rodarius Williams, CB	Fr.	8	8	8	0	0	0								
Johnny Wilson, OL	So.	5	5	5	0	0	0								
Zachary Crabtree, OL	Sr.	4	41	7	13	13	8								
Jordan Brailford, DE	Jr.	4	4	4	0	0	0								
Calvin Bundage, LB	So.	2	4	4	0	0	0								
Brad Lundblade, OL	Sr.	1	33	6	13	13	1								
Cole Walterscheid, DE	Jr.	1	16	3	13	0	0								
Britton Abbott, CW	Jr.	1	6	6	0	0	0								
Dillon Stoner, WR	R-Fr.	1	1	1	0	0	0								

## GAME-BY-GAME CAPTAINS

8/31	Tulsa	Rudolph	Washington	Flowers	Tucker
9/8	at South Alabama	L.Williams	Morrow	Osborne	Cook
9/16	at Pittsburgh	Cochran	McCleskey	Tucker	Morrow
9/23	TCU	Ateman	Leveni	Brailford	Abbott
9/30	at Texas Tech	Lundblade	Washington	R.Richards	Wolf
10/14	Baylor	Crabtree	Daniels	Phillips	Walterscheid
10/21	at Texas	Hill	Keyes	Flowers	R.Richards
10/28	at West Virginia	Stoner	Webber	Carter	Phillips
11/4	Oklahoma	-	-	-	-
11/11	at Iowa State	-	-	-	-
11/18	Kansas State	-	-	-	-
11/25	Kansas	-	-	-	-



# EXPLOSIVE PLAYS

## PASSING PLAYS - 20 YARDS OR LONGER (46)

Yds	Connection	Opponent	Result of Pass	Result of Drive
86	Rudolph to Washington	TCU	Touchdown	Touchdown
77	Rudolph to Washington	Tulsa	Touchdown	Touchdown
69	Rudolph to Ateman	Pittsburgh	Touchdown	Touchdown
68	Rudolph to Washington	Baylor	Touchdown	Touchdown
66	Rudolph to Washington	South Alabama	Touchdown	Touchdown
66	Rudolph to Ateman	Texas	1st and 10 at UT 20	Missed Field Goal
58	Rudolph to Washington	Baylor	Fumble at BU 26	Fumble
54	Rudolph to Stoner	Pittsburgh	Touchdown	Touchdown
49	Rudolph to Ateman	Tulsa	1st and Goal at TU 3	Touchdown
48	Rudolph to McCleskey	Pittsburgh	Touchdown	Touchdown
45	Rudolph to Washington	Baylor	1st and 10 at BU 20	Touchdown
44	Rudolph to Johnson	Tulsa	Touchdown	Touchdown
43	Rudolph to Washington	Baylor	1st and Goal at BU 1	Touchdown
40	Rudolph to Washington	Tulsa	Touchdown	Touchdown
40	Rudolph to McCleskey	Pittsburgh	Touchdown	Touchdown
40	Rudolph to Ateman	Baylor	1st and Goal at BU 1	Touchdown
39	Rudolph to Washington	Pittsburgh	1st and 10 at OSU 40	Interception
39	Cornelius to Wallace	Pittsburgh	1st and 10 at PITT 18	Field Goal
38	Rudolph to Ateman	Baylor	Touchdown	Touchdown
37	Rudolph to K.Brown	Texas Tech	1st and 10 at TTU 33	Interception
34	Rudolph to McCleskey	TCU	1st and Goal at TCU 3	Touchdown
33	Rudolph to Ateman	Baylor	1st and 10 at BU 40	Touchdown
31	Rudolph to Washington	Pittsburgh	1st and 10 at PITT 16	Touchdown
30	Rudolph to Washington	South Alabama	1st and Goal at USA 4	Touchdown
30	Rudolph to Washington	Texas Tech	1st and 10 at TTU 19	Touchdown
30	Rudolph to Ateman	Texas Tech	1st and 10 at OSU 42	Touchdown
29	Rudolph to Ateman	TCU	1st and 10 at TCU 23	Interception
29	Rudolph to McCleskey	Texas	1st and 10 at UT 33	Touchdown
27	Rudolph to McCleskey	Pittsburgh	1st and 10 at PITT 21	Touchdown
27	Rudolph to Ateman	TCU	1st and 10 at TCU 28	Touchdown
27	Rudolph to Stoner	West Virginia	1st and 10 at WVU 9	Touchdown
26	Rudolph to McCleskey	Pittsburgh	1st and 10 at PITT 33	Touchdown
26	Cornelius to Abbott	Pittsburgh	1st and 10 at PITT 37	End of Game
26	Rudolph to Ateman	Texas Tech	1st and 10 at TTU 48	Touchdown
25	Rudolph to McCleskey	Baylor	Touchdown	Touchdown
24	Rudolph to Washington	Pittsburgh	1st and 10 at PITT 25	Interception
23	Rudolph to McCleskey	Texas	1st and 10 at UT 11	Field Goal
23	Rudolph to Washington	Pittsburgh	1st and 10 at 50	Touchdown
21	Rudolph to Ateman	Pittsburgh	1st and 10 at PITT 48	Touchdown
21	Rudolph to McCleskey	TCU	1st and 10 at OSU 46	Punt
21	Rudolph to McCleskey	Texas Tech	1st and 10 at TTU 42	Touchdown
21	Rudolph to Stoner	Texas Tech	1st and 10 at TTU 19	Missed Field Goal
20	Rudolph to Lacy	Texas	1st and Goal at UT 10	Touchdown
20	Rudolph to Hill	Texas	1st and 10 at UT 47	End of Half
20	Rudolph to Ateman	South Alabama	Touchdown	Touchdown
20	Rudolph to Washington	Texas Tech	1st and 10 at TTU 36	Missed Field Goal

## RUNNING PLAYS - 20 YARDS OR LONGER (15)

Yds	Rusher	Opponent	Result of Rush	Result of Drive
79	Justice Hill	Baylor	Touchdown	Touchdown
73	LD Brown	Tulsa	1st and Goal at TU 3	Missed Field Goal
71	J.D. King	Tulsa	Touchdown	Touchdown
40	Taylor Cornelius	Baylor	Touchdown	Touchdown
39	Justice Hill	West Virginia	1st and 10 at WVU 36	Fumble
32	Justice Hill	Tulsa	1st and 10 at TU 35	Field Goal
31	J.D. King	South Alabama	1st and 10 at OSU 46	Punt
24	Justice Hill	Texas Tech	1st and 10 at TTU 25	Touchdown
23	Taylor Cornelius	Baylor	1st and 10 at OSU 46	Turnover on Downs
23	J.D. King	West Virginia	1st and 10 at WVU 36	Touchdown
22	Justice Hill	Texas Tech	1st and 10 at TTU 24	Touchdown
22	J.D. King	West Virginia	1st and 10 at WVU 30	Touchdown
21	Justice Hill	Texas Tech	1st and 10 at TTU 31	Field Goal
20	Justice Hill	Pittsburgh	Touchdown	Touchdown
20	J.D. King	West Virginia	Touchdown	Touchdown

## KICK RETURNS - 30 YARDS OR LONGER (0)

Yds	Returner	Opponent	Result of Return	Result of Drive
31	Tyron Johnson	Texas Tech	1st and 10 at OSU 34	Missed Field Goal

## PUNT RETURNS - 20 YARDS OR LONGER (1)

Yds	Returner	Opponent	Result of Return	Result of Drive
20	Dillon Stoner	West Virginia	1st and 10 at WVU 37	Fumble

## INTERCEPTION/FUMBLE RETURNS - 20 YARDS OR LONGER (5)

Yds	Returner	Opponent	Result of Return	Result of Drive
82	Kenneth Edison-McGruder	Tulsa	Touchdown	Touchdown
58	A.J. Green	West Virginia	1st and 10 at WVU 17	Touchdown
25	Justin Phillips	South Alabama	Touchdown	Touchdown
24	Ramon Richards	West Virginia	1st and 10 at OSU 49	Touchdown
20	Jerel Morrow	West Virginia	1st and 10 at WVU 44	Missed Field Goal



# SCORING SUMMARY

## SEPT. 3 VS. TULSA

	QTR.	TIME	PLAYS	YDS.	ELAPSED
Tyron Johnson, 44 yd pass from Rudolph	1	12:59	8	74	2:01
James Washington, 40 yd pass from Rudolph	1	6:35	6	81	2:13
Justice Hill, 3 yd run	1	4:08	2	52	0:17
J.D. King, 71 yd run	2	10:06	2	75	0:32
Matt Ammendola, 24 yd field goal	2	3:29	9	60	2:49
James Washington, 77 yd pass from Rudolph	2	2:04	1	77	0:10
Mason Rudolph, 1 yd run	3	6:37	14	80	5:29
Kenneth Edison-McGruder, 82 yd fumble return	3	2:14	0	0	0:00
LD Brown, 15 yd run	4	7:55	2	20	0:34

## SEPT. 8 AT SOUTH ALABAMA

	QTR.	TIME	PLAYS	YDS.	ELAPSED
Matt Ammendola, 31 yd field goal	1	7:32	12	57	3:58
James Washington, 66 yd pass from Rudolph	1	5:31	2	68	0:29
Marcell Ateman, 4 yd pass from Rudolph	1	1:36	7	73	2:23
Matt Ammendola, 53 yd field goal	2	0:11	8	44	1:06
Marcell Ateman, 20 yd pass from Rudolph	3	11:16	4	43	0:58
Mason Rudolph, 10 yd run	3	7:44	6	63	1:54
Justin Phillips, 25 yd interception return	3	4:12	0	0	0:00
Matt Ammendola, 48 yd field goal	4	10:55	12	39	6:29

## SEPT. 16 AT PITTSBURGH

	QTR.	TIME	PLAYS	YDS.	ELAPSED
Justice Hill, 20 yd run	1	13:00	7	75	2:00
Dillon Stoner, 54 yd pass from Rudolph	1	7:46	10	96	3:16
Marcell Ateman, 69 yd pass from Rudolph	1	3:33	6	80	1:32
Jalen McCleskey, 8 yd pass from Rudolph	2	13:41	6	54	1:14
Jalen McCleskey, 40 yd pass from Rudolph	2	11:22	3	65	0:39
Justice Hill, 15 yd run	2	6:15	8	82	3:10
Jalen McCleskey, 48 yd pass from Rudolph	2	3:40	5	79	1:49
Justin Phillips, 10 yd interception return	3	9:54	0	0	0:00
Matt Ammendola, 25 yd field goal	4	10:08	10	57	5:00

## SEPT. 23 VS. TCU

	QTR.	TIME	PLAYS	YDS.	ELAPSED
James Washington, 86 yd pass from Rudolph	1	2:15	2	90	0:30
Matt Ammendola, 29 yd field goal	2	4:46	11	63	2:29
Dillon Stoner, 14 yd pass from Rudolph	3	8:37	10	78	3:22
Mason Rudolph, 1 yd run	4	9:44	10	79	2:19
Justice Hill, 1 yd run	4	3:03	5	47	1:24

## SEPT. 30 AT TEXAS TECH

	QTR.	TIME	PLAYS	YDS.	ELAPSED
James Washington, 14 yd pass from Rudolph	1	11:15	7	68	1:53
Justice Hill, 5 yd pass from Rudolph	2	9:41	11	75	4:33
Jalen McCleskey, 4 yd pass from Rudolph	2	3:49	10	88	3:13
Mason Rudolph, 8 yd run	3	12:50	8	65	2:10
Matt Ammendola, 22 yd field goal	3	9:40	4	4	1:32
Matt Ammendola, 27 yd field goal	3	2:55	8	65	3:23
Mason Rudolph, 16 yd run	4	1:12	6	79	2:09

## OCT. 14 VS. BAYLOR

	QTR.	TIME	PLAYS	YDS.	ELAPSED
Marcell Ateman, 38 yd pass from Rudolph	1	3:06	6	52	1:42
Jalen McCleskey, 25 yd pass from Rudolph	2	14:44	6	80	1:13
Justice Hill, 79 yd run	2	8:43	2	80	0:35
Mason Rudolph, 1 yd run	2	5:14	7	81	2:18
J.D. King, 1 yd run	2	0:37	8	69	2:21
Matt Ammendola, 40 yd field goal	3	9:24	10	52	2:23
James Washington, 68 yd pass from Rudolph	3	6:24	2	75	0:32
James Washington, 2 yd run	4	14:55	13	74	4:26
Taylor Cornelius, 40 yd run	4	10:37	3	59	1:27

## OCT. 21 AT TEXAS

	QTR.	TIME	PLAYS	YDS.	ELAPSED
J.D. King, 7 yd run	1	4:52	10	96	2:52
Matt Ammendola, 19 yd field goal	4	12:31	12	74	4:20
Matt Ammendola, 34 yd field goal	OT	0:00	4	8	0:00

## OCT. 28 AT WEST VIRGINIA

	QTR.	TIME	PLAYS	YDS.	ELAPSED
James Washington, 13 yd pass from Rudolph	1	7:20	8	51	2:50
Mason Rudolph, 1 yd run	1	1:02	14	77	5:14
Matt Ammendola, 35 yd field goal	2	7:56	13	57	5:28
J.D. King, 20 yd run	2	4:46	1	20	0:08
J.D. King, 6 yd pass from Rudolph	3	11:21	7	61	2:25
Justice Hill, 5 yd run	4	10:38	9	48	3:42
James Washington, 19 yd pass from Rudolph	4	8:22	2	17	0:41
Justice Hill, 18 yd run	4	3:47	7	57	3:45

## NOV. 4 VS. OKLAHOMA

	QTR.	TIME	PLAYS	YDS.	ELAPSED
--	------	------	-------	------	---------

## NOV. 11 AT IOWA STATE

	QTR.	TIME	PLAYS	YDS.	ELAPSED
--	------	------	-------	------	---------

## NOV. 18 VS. KANSAS STATE

	QTR.	TIME	PLAYS	YDS.	ELAPSED
--	------	------	-------	------	---------

## NOV. 25 VS. KANSAS

	QTR.	TIME	PLAYS	YDS.	ELAPSED
--	------	------	-------	------	---------





# SCORING DRIVE SUPERLATIVES

## SCORING DRIVE SUPERLATIVES

### LONGEST TOUCHDOWN PLAYS (20+)

86	Rudolph pass to James Washington vs. TCU
79	Justice Hill run vs. Baylor
77	Rudolph pass to James Washington vs. Tulsa
71	J.D. King run vs. Tulsa
69	Rudolph pass to Marcell Ateman at Pittsburgh
68	Rudolph pass to James Washington vs. Baylor
66	Rudolph pass to James Washington at S. Alabama
54	Rudolph pass to Dillon Stoner at Pittsburgh
48	Rudolph pass to Jalen McCleskey at Pittsburgh
44	Rudolph pass to Tyrion Johnson vs. Tulsa
40	Rudolph pass to James Washington vs. Tulsa
40	Rudolph pass to Jalen McCleskey at Pittsburgh
40	Taylor Cornelius run vs. Baylor
38	Rudolph pass to Marcell Ateman vs. Baylor
25	Rudolph to Jalen McCleskey vs. Baylor
20	Rudolph pass to Marcell Ateman at S. Alabama
20	Justice Hill run at Pittsburgh
20	J.D. King run at West Virginia

### FEWEST PLAYS

1 play, 20 yards (TD)	at West Virginia
1 play, 77 yards (TD)	vs. Tulsa
2 plays, 17 yards (TD)	at West Virginia
2 plays, 20 yards (TD)	vs. Tulsa
2 plays, 52 yards (TD)	vs. Tulsa
2 plays, 68 yards (TD)	at South Alabama
2 plays, 75 yards (TD)	vs. Tulsa
2 plays, 75 yards (TD)	vs. Baylor
2 plays, 80 yards (TD)	vs. Baylor
2 plays, 90 yards (TD)	vs. TCU
3 plays, 59 yards (TD)	vs. Baylor
3 plays, 65 yards (TD)	at Pittsburgh
4 plays, 4 yards (FG)	at Texas Tech
4 plays, 8 yards (OT - FG)	at Texas
4 plays, 43 yards (TD)	at South Alabama
5 plays, 47 yards (TD)	vs. TCU
5 plays, 79 yards (TD)	at Pittsburgh
6 plays, 52 yards (TD)	vs. Baylor
6 plays, 54 yards (TD)	at Pittsburgh
6 plays, 63 yards (TD)	at South Alabama
6 plays, 79 yards (TD)	at Texas Tech
6 plays, 80 yards (TD)	at Pittsburgh
6 plays, 80 yards (TD)	vs. Baylor
6 plays, 81 yards (TD)	vs. Tulsa
7 plays, 57 yards (TD)	at West Virginia
7 plays, 61 yards (TD)	at West Virginia
7 plays, 68 yards (TD)	at Texas Tech
7 plays, 73 yards (TD)	at South Alabama
7 plays, 75 yards (TD)	at Pittsburgh
7 plays, 81 yards (TD)	vs. Baylor

### MOST PLAYS

14 plays, 80 yards (TD)	vs. Tulsa
14 plays, 77 yards (TD)	at West Virginia
13 plays, 74 yards (TD)	vs. Baylor
13 plays, 57 yards (FG)	at West Virginia
12 plays, 74 yards (FG)	at Texas
12 plays, 57 yards (FG)	at South Alabama
12 plays, 39 yards (FG)	at South Alabama
11 plays, 75 yards (TD)	at Texas Tech
11 plays, 63 yards (FG)	vs. TCU
10 plays, 96 yards (TD)	at Pittsburgh
10 plays, 96 yards (TD)	at Texas
10 plays, 88 yards (TD)	at Texas Tech
10 plays, 79 yards (TD)	vs. TCU
10 plays, 78 yards (TD)	vs. TCU
10 plays, 57 yards (FG)	at Pittsburgh
10 plays, 52 yards (FG)	vs. Baylor
9 plays, 60 yards (FG)	vs. Tulsa
9 plays, 48 yards (TD)	at West Virginia
8 plays, 82 yards (TD)	at Pittsburgh
8 plays, 75 yards (TD)	at Texas Tech
8 plays, 74 yards (TD)	vs. Tulsa
8 plays, 69 yards (TD)	vs. Baylor
8 plays, 65 yards (FG)	at Texas Tech
8 plays, 51 yards (TD)	at West Virginia
8 plays, 44 yards (FG)	at South Alabama

### MOST YARDS COVERED (80+)

96 yds (TD)	at Texas
96 yds (TD)	at Pittsburgh
90 yds (TD)	vs. TCU
88 yds (TD)	at Texas Tech
82 yds (TD)	at Pittsburgh
81 yds (TD)	vs. Tulsa
81 yds (TD)	vs. Baylor
80 yds (TD)	vs. Tulsa
80 yds (TD)	at Pittsburgh
80 yds (TD)	vs. Baylor

### LEAST TIME ELAPSED

:- (OT) - 4 plays, 8 yards (FG)	at Texas
0:08 - 1 plays, 20 yards (TD)	at West Virginia
0:10 - 1 play, 77 yards (TD)	vs. Tulsa
0:17 - 2 plays, 52 yards (TD)	vs. Tulsa
0:29 - 2 plays, 68 yards (TD)	at South Alabama
0:30 - 2 plays, 90 yards (TD)	vs. TCU
0:32 - 2 plays, 75 yards (TD)	vs. Tulsa
0:32 - 2 plays, 75 yards (TD)	vs. Baylor
0:34 - 2 plays, 20 yards (TD)	vs. Tulsa
0:35 - 2 plays, 80 yards (TD)	vs. Baylor
0:39 - 3 plays, 65 yards (TD)	at Pittsburgh
0:41 - 2 plays, 17 yards (TD)	at West Virginia
0:58 - 4 plays, 43 yards (TD)	at South Alabama
1:06 - 8 plays, 44 yards (FG)	at South Alabama
1:13 - 6 plays, 80 yards (TD)	vs. Baylor
1:14 - 6 plays, 54 yards (TD)	at Pittsburgh
1:24 - 5 plays, 47 yards (TD)	vs. TCU
1:27 - 3 plays, 59 yards (TD)	vs. Baylor
1:32 - 6 plays, 80 yards (TD)	at Pittsburgh
1:32 - 4 plays, 4 yards (FG)	at Texas Tech
1:42 - 6 plays, 52 yards (TD)	vs. Baylor
1:49 - 5 plays, 79 yards (TD)	at Pittsburgh
1:53 - 7 plays, 68 yards (TD)	at Texas Tech
1:54 - 6 plays, 63 yards (TD)	at South Alabama
2:00 - 7 plays, 75 yards (TD)	at Pittsburgh
2:01 - 8 plays, 74 yards (TD)	vs. Tulsa
2:09 - 6 plays, 79 yards (TD)	at Texas Tech
2:10 - 8 plays, 75 yards (TD)	at Texas Tech
2:13 - 6 plays, 81 yards (TD)	vs. Tulsa
2:18 - 7 plays, 81 yards (TD)	vs. Baylor
2:19 - 10 plays, 79 yards (TD)	vs. TCU
2:21 - 8 plays, 69 yards (TD)	vs. Baylor
2:23 - 7 plays, 73 yards (TD)	at South Alabama
2:23 - 10 plays, 52 yards (FG)	vs. Baylor
2:25 - 7 plays, 61 yards (TD)	at West Virginia
2:29 - 11 plays, 63 yards (FG)	vs. TCU
2:49 - 9 plays, 60 yards (FG)	vs. Tulsa
2:50 - 8 plays, 51 yards (TD)	at West Virginia
2:52 - 10 plays, 96 yards (TD)	at Texas

### MOST TIME ELAPSED

6:29 - 12 plays, 39 yards (FG)	at South Alabama
5:29 - 14 plays, 80 yards (TD)	vs. Tulsa
5:28 - 13 plays, 57 yards (FG)	at West Virginia
5:14 - 14 plays, 77 yards (TD)	at West Virginia
5:00 - 10 plays, 57 yards (FG)	at Pittsburgh
4:33 - 11 plays, 75 yards (TD)	at Texas Tech
4:26 - 13 plays, 74 yards (TD)	vs. Baylor
4:20 - 12 plays, 74 yards (FG)	at Texas
3:58 - 12 plays, 57 yards (FG)	at South Alabama
3:45 - 7 plays, 57 yards (TD)	at West Virginia
3:42 - 9 plays, 48 yards (TD)	at West Virginia
3:23 - 8 plays, 65 yards (FG)	at Texas Tech
3:22 - 10 plays, 78 yards (TD)	vs. TCU
3:16 - 10 plays, 96 yards (TD)	at Pittsburgh
3:13 - 10 plays, 88 yards (TD)	at Texas Tech
3:10 - 8 plays, 82 yards (TD)	at Pittsburgh

### SCORING DRIVE ANALYSIS

	Oklahoma State		Opponent	
	TD	FG	TD	FG
Negative Yards	0	0	0	0
0-9 yards	0	2	0	0
10-19 yards	1	0	0	1
20-29 yards	2	0	0	0
30-39 yards	0	1	0	0
40-49 yards	3	1	2	0
50-59 yards	6	4	1	3
60-69 yards	6	3	2	5
70-79 yards	14	1	7	2
80-89 yards	8	0	6	0
90-99 yards	3	0	0	0

### GAME-OPENING DRIVES

	----- Oklahoma State -----				----- Opponent -----			
	Plays	Yards	TOP	Result	Plays	Yards	TOP	Result
Tulsa	8	74	2:01	TD	9	24	4:11	Punt
South Alabama	3	3	1:09	Punt	3	-1	2:21	Punt
Pittsburgh	7	75	2:00	TD	3	8	1:58	Punt
TCU	6	13	2:21	Punt	12	64	4:14	FG
Texas Tech	7	68	1:53	TD	3	8	1:52	Punt
Baylor	4	23	1:19	Punt	12	75	6:37	TD
Texas	5	14	1:23	Punt	8	26	3:11	Punt
West Virginia	2	42	0:21	Fumble	6	27	3:00	Punt
Oklahoma								
Iowa State								
Kansas State								
Kansas								

### SECOND HALF-OPENING DRIVES

	----- Oklahoma State -----				----- Opponent -----			
	Plays	Yards	TOP	Result	Plays	Yards	TOP	Result
Tulsa	14	80	5:29	TD	9	29	2:54	Punt
South Alabama	4	43	0:58	TD	3	20	2:46	Fumble
Pittsburgh	4	74	1:14	INT	7	35	3:09	Punt
TCU	5	18	1:07	INT	6	42	1:54	TD
Texas Tech	8	75	2:10	TD	3	-6	1:38	Punt
Baylor	1	54	0:21	Fumble	10	51	2:52	FG
Texas	3	5	0:41	Punt	13	71	4:18	FG
West Virginia	7	61	2:25	TD	3	0	1:14	INT
Oklahoma								
Iowa State								
Kansas State								
Kansas								



# OSU IN THE BIG 12 AND NCAA STATISTICAL RANKINGS

## TEAM STATS

## INDIVIDUAL STATS

Category	Actual	Big 12 Rank	NCAA Rank
Scoring Offense	44.5	1	4
Scoring Defense	24.4	5	51
Total Offense	569.3	2	3
Total Defense	358.1	3	39
Rushing Offense	198.6	3	35
Rushing Defense	125.4	3	25
Passing Offense	370.6	1	2
Passing Yards Allowed	232.8	3	79
Team Passing Efficiency	171.85	2	4
Team Passing Efficiency Defense	108	1	16
Passing Yards per Completion	15.86	1	5
Kickoff Returns	18.5	8	102
Kickoff Return Defense	18.03	2	20
Punt Returns	5.23	7	93
Punt Return Defense	2	1	9
Passes Intercepted	12	1	8
Passes Had Intercepted	6	4	49
Net Punting	37.26	7	83
Team Sacks	1.88	4	73
Team Tackles for Loss	7.1	3	28
Sacks Allowed	1.25	2	18
First Downs Offense	221	1	5
First Downs Defense	166	6	73
3rd Down Conversion Pct	0.486	2	7
3rd Down Conversion Pct Defense	0.379	4	64
4th Down Conversion Pct	0.7	3	15
4th Down Conversion Pct Defense	0.583	8	96
Fewest Penalty Yards Per Game	47.13	2	38
Time of Possession	28:39	8	95
Turnover Margin	0.13	6	57
Turnovers Gained	17	1	14
Fumbles Recovered	5	6	58
Defensive TDs	3	2	5
Blocked Kicks	2	1	17
Red Zone Offense	0.848	7	67
Red Zone Defense	0.828	5	62
Field Goal Pct	.667	7	NR
PAT Pct	.978	7	NR

NR: NCAA does not track national rankings in this category.

<b>2 MASON RUDOLPH - QB</b>	Actual	Big 12 Rank	NCAA Rank
Passing Yards	2,866	1	1
Passing Yards Per Game	358.3	1	1
Total Offense	366	1	2
Passing Yards per Completion	15.83	1	3
Yards per Pass Attempt	10.38	2	3
Points Responsible For	174	2	4
Points Responsible For Per Game	21.8	2	4
Passing Efficiency	175.5	2	4
Passing TDs	22	3	8
Completions Per Game	22.63	3	16
Completion Percentage	0.656	4	17
Rushing TDs	7	2	44
Total Touchdowns	7	5	68
Scoring	5.3	15	-

<b>28 JAMES WASHINGTON - WR</b>	Actual	Big 12 Rank	NCAA Rank
Receiving Yards	1,005	1	2
Receiving Yards Per Game	125.6	1	2
Receiving TDs	8	2	7
Yards per Reception	22.33	2	7
All Purpose	127.13	2	29
Total Touchdowns	9	2	30
Receptions Per Game	5.6	4	35
Total Points Scored	54	9	88
Scoring	6.8	10	94
Points Responsible For	54	14	-

<b>1 JALEN MCCLESKEY - WR</b>	Actual	Big 12 Rank	NCAA Rank
Receiving TDs	5	7	46
Receptions Per Game	4.1	15	-

<b>3 MARCELL ATEMAN - WR</b>	Actual	Big 12 Rank	NCAA Rank
Yards per Reception	19.65	5	16
Receiving TDs	4	12	73
Receiving Yards	668	6	30
Receiving Yards Per Game	83.5	6	32
Receptions Per Game	4.3	12	94

<b>13 TYRON JOHNSON - WR</b>	Actual	Big 12 Rank	NCAA Rank
Kickoff Returns	20.7	7	69
Combined Kick Returns	248	6	90

<b>5 JUSTICE HILL - RB</b>	Actual	Big 12 Rank	NCAA Rank
Rushing Yards	836	1	20
Rushing Yards Per Game	104.5	1	20
All Purpose	120.5	3	37
Rushing TDs	7	2	44
Total Touchdowns	8	3	44
Rush Yards Per Carry	5.54	7	63
Scoring	6	12	-
Total Offense	104.5	8	-
Total Points Scored	48	11	-

<b>27 J.D. KING - RB</b>	Actual	Big 12 Rank	NCAA Rank
Rush Yards Per Carry	5.0	10	86
Rushing Yards	445	10	-
Rushing TDs	4	12	-
Rushing Yards Per Game	55.6	11	-

<b>31 TRE FLOWERS - S</b>	Actual	Big 12 Rank	NCAA Rank
Total Interceptions	2	6	68
Interceptions Per Game	0.3	7	97

<b>4 A.J. GREEN - CB</b>	Actual	Big 12 Rank	NCAA Rank
Total Interceptions	2	6	68
Interceptions Per Game	0.3	7	97

<b>7 RAMON RICHARDS - S</b>	Actual	Big 12 Rank	NCAA Rank
Total Interceptions	2	6	68
Interceptions Per Game	0.3	7	97

<b>5 JEREL MORROW - S</b>	Actual	Big 12 Rank	NCAA Rank
Fumbles Recovered	1	4	72

<b>19 JUSTIN PHILLIPS - LB</b>	Actual	Big 12 Rank	NCAA Rank
Forced Fumbles	0.25	4	47
Total Interceptions	2	6	68
Interceptions Per Game	0.3	7	97

<b>3 K. EDISON-MCGRUDER - LB</b>	Actual	Big 12 Rank	NCAA Rank
Fumbles Recovered	1	4	72

<b>99 TREY CARTER - DT</b>	Actual	Big 12 Rank	NCAA Rank
Forced Fumbles	0.25	4	47

<b>90 TAAJ BAKARI - DT</b>	Actual	Big 12 Rank	NCAA Rank
Fumbles Recovered	1	4	72

<b>91 DEQUINTON OSBORNE - DT</b>	Actual	Big 12 Rank	NCAA Rank
Fumbles Recovered	1	4	72

<b>82 COLE WALTERSCHEID - DE</b>	Actual	Big 12 Rank	NCAA Rank
Forced Fumbles	0.25	4	47
Fumbles Recovered	1	4	72

<b>49 MATT AMMENDOLA - K</b>	Actual	Big 12 Rank	NCAA Rank
Scoring	10	2	10
Total Points Scored	80	2	10
Field Goals Per Game	1.5	4	27
Points Responsible For	80	7	71
Points Responsible For Per Game	10	7	73
Field Goal Percentage	0.667	6	74

- Player does not rank in the NCAA top 100 in this category



# OKLAHOMA STATE STATISTICS

RECORD:	OVERALL	HOME	AWAY	NEUTRAL
ALL GAMES	7-1-0	2-1-0	5-0-0	0-0-0
CONFERENCE	4-1-0	1-1-0	3-0-0	0-0-0
NON-CONFERENCE	3-0-0	1-0-0	2-0-0	0-0-0

## RESULTS

DATE	OPPONENT	W/L	SCORE	ATTEND
Aug 31, 2017	TULSA	W	59-24	56790
Sep 08, 2017	at South Alabama	W	44-7	26487
9/16/17	at Pitt	W	59-21	38952
* Sep 23, 2017	#16 TCU	L	31-44	56790
* Sep 30, 2017	at Texas Tech	W	41-34	60901
* Oct 14, 2017	BAYLOR	W	59-16	56790
* Oct 21, 2017	at Texas	W	13-10	92506
* Oct 28, 2017	at West Virginia	W	50-39	57507
* Nov. 4, 2017	OKLAHOMA			
* Nov. 11, 2017	at Iowa State			
* Nov. 18, 2017	KANSAS STATE			
* Nov. 25, 2017	KANSAS			

\*Big 12 Game

## TEAM STATISTICS

	OSU	OPP
SCORING	356	195
Points Per Game	44.5	24.4
Points Off Turnovers	76	55
FIRST DOWNS	221	166
Rushing	83	66
Passing	122	80
Penalty	16	20
RUSHING YARDAGE	1589	1003
Yards gained rushing	1767	1273
Yards lost rushing	178	270
Rushing Attempts	329	308
Average Per Rush	4.8	3.3
Average Per Game	198.6	125.4
TDs Rushing	21	12
PASSING YARDAGE	2965	1862
Comp-Att-Int	187-289-6	161-290-12
Average Per Pass	10.3	6.4
Average Per Catch	15.9	11.6
Average Per Game	370.6	232.8
TDs Passing	22	6
TOTAL OFFENSE	4554	2865
Total Plays	618	598
Average Per Play	7.4	4.8
Average Per Game	569.2	358.1
KICK RETURNS: #-Yards	20-370	33-595
PUNT RETURNS: #-Yards	13-68	3-6
INT RETURNS: #-Yards	12-166	6-132
KICK RETURN AVERAGE	18.5	18.0
PUNT RETURN AVERAGE	5.2	2.0
INT RETURN AVERAGE	13.8	22.0
FUMBLES-LOST	14-10	15-5
PENALTIES-Yards	42-377	46-377
Average Per Game	47.1	47.1
PUNTS-Yards	23-923	50-2259
Average Per Punt	40.1	45.2
Net punt average	37.3	42.6
KICKOFFS-Yards	65-3876	38-2274
Average Per Kick	59.6	59.8
Net kick average	40.1	38.9
TIME OF POSSESSION/Game	28:39	31:21
3RD-DOWN Conversions	53/109	50/132
3rd-Down Pct	49%	38%
4TH-DOWN Conversions	7/10	7/12
4th-Down Pct	70%	58%
SACKS BY-Yards	15-155	10-49
MISC YARDS	0	0
TOUCHDOWNS SCORED	46	23
FIELD GOALS-ATTEMPTS	12-18	11-13
ON-SIDE KICKS	0-0	1-2
RED-ZONE SCORES	(39-46) 85%	(24-29) 83%
RED-ZONE TOUCHDOWNS	(29-46) 63%	(14-29) 48%
PAT-ATTEMPTS	(44-45) 98%	(22-22) 100%
ATTENDANCE	170370	276353
Games/Avg Per Game	3/56790	5/55271
Neutral Site Games		0/0

SCORE BY QUARTERS	1ST	2ND	3RD	4TH	TOTAL
Oklahoma State	100	103	79	71	356
Opponents	20	75	47	53	195

## RUSHING

	GP	Att	Gain	Loss	Net	Avg	TD	Long	Avg/G
Hill, Justice	8	151	869	33	836	5.5	7	79	104.5
King, J.D.	8	89	464	19	445	5.0	4	71	55.6
Brown, LD	6	25	175	12	163	6.5	1	73	27.2
Rudolph, Mason	8	36	112	50	62	1.7	7	16	7.8
Cornelius, Taylor	3	4	66	8	58	14.5	1	40	19.3
Wudtee, Keondre	2	3	29	0	29	9.7	0	18	14.5
Wilson, Ja'Ron	2	11	28	6	22	2.0	0	6	11.0
Washington, James	8	3	13	1	12	4.0	1	11	1.5
Johnson, Tyron	7	1	11	0	11	11.0	0	11	1.6
TEAM	5	6	0	49	-49	-8.2	0	0	-9.8
Total.....	8	329	1767	178	1589	4.8	21	79	198.6
Opponents.....	8	308	1273	270	1003	3.3	12	55	125.4

## PASSING

	G	Effic	Cmp-Att-Int	Pct	Yds	TD	Lng	Avg/G
Rudolph, Mason	8	175.49	181-276-5	65.6	2866	22	86	358.2
Cornelius, Taylor	3	141.42	5-9-0	55.6	92	0	39	30.7
Wudtee, Keondre	2	52.93	1-3-0	33.3	7	0	7	3.5
McCleskey, Jalen	8	-200.00	0-1-1	0.0	0	0	0	0.0
Total.....	8	171.85	187-289-6	64.7	2965	22	86	370.6
Opponents.....	8	108.00	161-290-12	55.5	1862	6	90	232.8

## RECEIVING

	G	No.	Yds	Avg	TD	Long	Avg/G
Washington, James	8	45	1005	22.3	8	86	125.6
Ateman, Marcell	8	34	668	19.6	4	69	83.5
McCleskey, Jalen	8	33	433	13.1	5	48	54.1
Stoner, Dillon	7	20	261	13.1	2	54	37.3
Hill, Justice	8	18	128	7.1	1	20	16.0
Johnson, Tyron	7	12	150	12.5	1	44	21.4
Lacy, Chris	7	11	135	12.3	0	20	19.3
King, J.D.	8	5	29	5.8	1	8	3.6
Wallace, Tylan	8	3	56	18.7	0	39	7.0
Brown, Keenen	6	2	40	20.0	0	37	6.7
Finefeuiaki, Sione	8	2	22	11.0	0	17	2.8
Abbott, Britton	8	1	26	26.0	0	26	3.2
Alexander, Tyrell	5	1	12	12.0	0	12	2.4
Total.....	8	187	2965	15.9	22	86	370.6
Opponents.....	8	161	1862	11.6	6	90	232.8

## TOTAL OFFENSE

	G	Plays	Rush	Pass	Total	Avg/G
Rudolph, Mason	8	312	62	2866	2928	366.0
Hill, Justice	8	151	836	0	836	104.5
King, J.D.	8	89	445	0	445	55.6
Brown, LD	6	25	163	0	163	27.2
Cornelius, Taylor	3	13	58	92	150	50.0
Wudtee, Keondre	2	6	29	7	36	18.0
Wilson, Ja'Ron	2	11	22	0	22	11.0
Washington, James	8	3	12	0	12	1.5
Johnson, Tyron	7	1	11	0	11	1.6
TEAM	5	6	-49	0	-49	-9.8
Total.....	8	618	1589	2965	4554	569.2
Opponents.....	8	598	1003	1862	2865	358.1



# OKLAHOMA STATE STATISTICS

## SCORING

	TD	FGs	Kick	Rush	Rcv	Pass	DXP	Saf	Points
Ammendola, Matt	0	12-18	44-44	0-0	0	0-0	0	0	80
Washington, James	9	0-0	0-0	0-0	0	0-0	0	0	54
Hill, Justice	8	0-0	0-0	0-0	0	0-0	0	0	48
Rudolph, Mason	7	0-0	0-0	0-0	0	0-1	0	0	42
King, J.D.	5	0-0	0-0	0-0	0	0-0	0	0	30
McCleskey, Jalen	5	0-0	0-0	0-0	0	0-0	0	0	30
Ateman, Marcell	4	0-0	0-0	0-0	0	0-0	0	0	24
Stoner, Dillon	2	0-0	0-0	0-0	0	0-0	0	0	12
Phillips, Justin	2	0-0	0-0	0-0	0	0-0	0	0	12
Brown, LD	1	0-0	0-0	0-0	0	0-0	0	0	6
Edison-McGruder, K.	1	0-0	0-0	0-0	0	0-0	0	0	6
Cornelius, Taylor	1	0-0	0-0	0-0	0	0-0	0	0	6
Johnson, Tyron	1	0-0	0-0	0-0	0	0-0	0	0	6
Total.....	46	12-18	44-45	0-0	0	0-1	0	0	356
Opponents.....	23	11-13	22-22	0-0	1	1-1	0	0	195

## PUNT RETURNS

	No.	Yds	Avg	TD	Long
Stoner, Dillon	5	40	8.0	0	20
McCleskey, Jalen	5	16	3.2	0	13
Wallace, Tylan	1	0	0.0	0	0
Johnson, Tyron	1	0	0.0	0	0
Harper, Devin	1	12	12.0	0	0
Total.....	13	68	5.2	0	20
Opponents.....	3	6	2.0	1	0

## INTERCEPTIONS

	No.	Yds	Avg	TD	Long
Richards, Ramon	2	24	12.0	0	24
Flowers, Tre	2	14	7.0	0	7
Phillips, Justin	2	35	17.5	2	25
Green, A.J.	2	58	29.0	0	58
Akem, Gyasi	1	15	15.0	0	15
Morrow, Jerel	1	20	20.0	0	20
Brailford, Jordan	1	0	0.0	0	0
Mwaniki, Thabo	1	0	0.0	0	0
Total.....	12	166	13.8	2	58
Opponents.....	6	132	22.0	2	95

## KICK RETURNS

	No.	Yds	Avg	TD	Long
Johnson, Tyron	12	248	20.7	0	31
Brown, LD	2	41	20.5	0	29
Lacy, Chris	2	22	11.0	0	15
Walterscheid, Cole	1	9	9.0	0	9
Stoner, Dillon	1	23	23.0	0	23
Parker, Austin	1	18	18.0	0	18
Finefeuiaki, Sione	1	9	9.0	0	9
Total.....	20	370	18.5	0	31
Opponents.....	33	595	18.0	0	42

## FUMBLE RETURNS

	No.	Yds	Avg	TD	Long
Edison-McGruder, K.	1	82	82.0	1	82
Total.....	1	82	82.0	1	82
Opponents.....	1	26	26.0	2	26

## ALL-PURPOSE

	G	Rush	Rec	PR	KOR	IR	Tot	Avg/G
Washington, James	8	12	1005	0	0	0	1017	127.1
Hill, Justice	8	836	128	0	0	0	964	120.5
Ateman, Marcell	8	0	668	0	0	0	668	83.5
King, J.D.	8	445	29	0	0	0	474	59.2
McCleskey, Jalen	8	0	433	16	0	0	449	56.1
Johnson, Tyron	7	11	150	0	248	0	409	58.4
Stoner, Dillon	7	0	261	40	23	0	324	46.3
Brown, LD	6	163	0	0	41	0	204	34.0
Lacy, Chris	7	0	135	0	22	0	157	22.4
Rudolph, Mason	8	62	0	0	0	0	62	7.8
Green, A.J.	8	0	0	0	0	58	58	7.2
Cornelius, Taylor	3	58	0	0	0	0	58	19.3
Wallace, Tylan	8	0	56	0	0	0	56	7.0
Brown, Keenen	6	0	40	0	0	0	40	6.7
Phillips, Justin	8	0	0	0	0	35	35	4.4
Finefeuiaki, Sione	8	0	22	0	9	0	31	3.9
Wudtee, Keondre	2	29	0	0	0	0	29	14.5
Abbott, Britton	8	0	26	0	0	0	26	3.2
Richards, Ramon	8	0	0	0	0	24	24	3.0
Wilson, Ja'Ron	2	22	0	0	0	0	22	11.0
Morrow, Jerel	8	0	0	0	0	20	20	2.5
Parker, Austin	4	0	0	0	18	0	18	4.5
Akem, Gyasi	8	0	0	0	0	15	15	1.9
Flowers, Tre	8	0	0	0	0	14	14	1.8
Alexander, Tyrell	5	0	12	0	0	0	12	2.4
Harper, Devin	8	0	0	12	0	0	12	1.5
Walterscheid, Cole	8	0	0	0	9	0	9	1.1
TEAM	5	-49	0	0	0	0	-49	-9.8
Total.....	8	1589	2965	68	370	166	5158	644.8
Opponents.....	8	1003	1862	6	595	132	3598	449.8

## FIELD GOALS

	FGM-FGA	Pct	01-19	20-29	30-39	40-49	50-99	Lg	Blk
Ammendola, Matt	12-18	66.7	1-2	5-7	3-4	2-4	1-1	53	0

## FIELD GOAL SEQUENCE

	Oklahoma State	OPPONENTS
Tulsa	(24),33	(23)
South Alabama	(31),42,(53),(48)	31
Pitt	(25)	49
TCU	(29)	(29),(31),(31)
Texas Tech	22,(22),(27),18	(24),(26)
Baylor	(40)	(38),(40),(29)
Texas	(19),29,(34)	(22)
West Virginia	(35),49	(23)
Oklahoma		
Iowa State		
Kansas State		
Kansas		

Numbers in parentheses indicate field goal was made.

## PUNTING

	No.	Yds	Avg	Long	TB	FC	I20	50+	Blkd
Sinor, Zach	20	831	41.5	57	3	8	3	3	1
Hockett, Matt	2	92	46.0	49	0	1	1	0	0
TEAM	1	0	0.0	0	0	0	0	0	0
Total.....	23	923	40.1	57	3	9	4	3	1
Opponents.....	50	2259	45.2	66	3	14	16	17	2

## KICKOFFS

	No.	Yds	Avg	TB	OB	Retn	Net	YdLn
Ammendola, Matt	62	3698	59.6	26	3			
Hockett, Matt	3	178	59.3	1	0			
Total.....	65	3876	59.6	27	3	595	40.1	24
Opponents.....	38	2274	59.8	17	0	370	38.9	26





# OKLAHOMA STATE STATISTICS

## DEFENSIVE STATS

		-----Tackles-----				-Sacks-		---Pass Def---		-Fumbles-		Blkd	
	GP	Solo	Ast	Total	TFL/Yds	No-Yards	Int-Yds	BrUp	QBH	Rcv-Yds	FF	Kick	Saf
31	Flowers, Tre	8	27	15	42	1.0-2	.	2-14	7	.	1	.	.
45	Whitener, Chad	8	30	11	41	4.0-16	.	.	1	3	.	.	.
19	Phillips,Justin	8	32	8	40	7.0-18	1.5-9	2-35	1	.	2	.	.
7	Richards, Ramon	8	35	3	38	3.0-14	.	2-24	7	.	.	.	.
4	Green, A.J.	8	29	5	34	3.5-9	.	2-58	4	.	1	.	.
94	Brailford, Jordan	8	18	14	32	4.5-38	3.5-34	1-0	.	2	1	.	.
8	Williams, Rodarius	8	20	4	24	1.0-6	.	.	5	1	.	.	.
79	Daniels,Darrion	8	16	7	23	4.5-12	.	.	2	2	.	.	.
1X	Bundage, Calvin	8	18	4	22	0.5-6	0.5-6	.	1	3	.	.	.
91	Osborne, DeQuinton	8	14	7	21	6.0-33	3.0-27	.	.	2	1-0	.	.
9	Akem, Gyasi	8	11	8	19	0.5-6	0.5-6	1-15	.	1	.	.	.
3	Edison-McGruder, K.	5	14	3	17	2.0-12	1.0-11	.	2	.	1-82	.	.
12	Tucker, Kirk	8	12	3	15	1.0-10	1.0-10	.	.	2	.	.	.
1A	Ogbongbemiga, Amen	8	12	2	14	2.0-5	.	.	1	.	.	.	.
82	Walterscheid, Cole	8	12	.	12	4.0-22	1.0-7	.	.	1	1-0	2	.
2H	Mwaniki, Thabo	8	10	2	12	.	.	1-0	.	.	.	.	.
5X	Morrow, Jerel	8	10	1	11	2.0-2	.	1-20	.	.	1-0	.	.
99	Carter, Trey	8	11	.	11	2.0-36	1.0-34	.	.	2	2	.	.
95	Leveni, Vili	8	7	3	10	1.0-10	1.0-10	.	.	1	1	.	.
5F	Smith, Enoch	6	6	1	7	2.0-2	1.0-1	.	.	1	.	.	.
6	Baker, Adrian	6	6	.	6	.	.	.	2	.	.	.	.
18	Green, Za'Carrius	8	5	1	6	.	.	.	.	.	.	.	.
89	Webber, Tralund	8	3	3	6	0.5-1	.	.	.	2	.	.	.
33	Henry, Kevin	1	5	1	6	1.0-2	.	.	.	.	.	.	.
2X	Curry, Darius	4	5	.	5	.	.	.	.	.	.	.	.
1D	Balous, Bryce	7	5	.	5	.	.	.	.	.	.	.	.
16	Harper, Devin	8	4	1	5	.	.	.	.	.	.	1	.
35	Cook, Chance	8	4	.	4	.	.	.	.	.	.	.	.
25	Kearse, Malik	7	4	.	4	.	.	.	1	.	.	.	.
20	Rodriguez, Malcolm	4	1	2	3	.	.	.	.	.	.	.	.
90	Bakari, Taaj	7	3	.	3	2.0-4	.	.	.	.	1-0	.	.
93	Owens, Jarrell	8	3	.	3	2.0-12	.	.	2	3	.	.	.
86	Grant, Triston	3	3	.	3	.	.	.	.	.	.	.	.
92	Murray, Cameron	4	2	.	2	.	.	.	.	.	.	.	.
2M	Harper, Madre	2	2	.	2	.	.	.	.	.	.	.	.
71	Lundblade, Brad	6	2	.	2	.	.	.	.	.	.	.	.
49	Ammendola, Matt	8	1	1	2	.	.	.	.	.	.	.	.
88	Wolf, Landon	8	2	.	2	.	.	.	.	.	.	.	.
17	Stoner, Dillon	7	2	.	2	.	.	.	.	.	.	.	.
87	Carter, Logan	6	1	.	1	.	.	.	.	.	.	.	.
2I	Brown, Bryce	2	1	.	1	.	.	.	.	.	.	.	.
70	Hughes, Ben	3	1	.	1	.	.	.	1	.	.	.	.
1	McCleskey,Jalen	8	1	.	1	.	.	.	.	.	.	.	.
11	Wudtee, Keondre	2	.	.	.	.	.	.	1	.	.	.	.
42	Finefeuiaki, Sione	8	.	.	.	.	.	.	.	.	.	1	.
Total.....		8	410	110	520	57-278	15-155	12-166	35	29	5-82	10	2
Opponents.....		8	429	121	550	44.0-138	10-49	6-132	29	22	10-26	8	1



# OKLAHOMA STATE STATISTICS

## INDIVIDUAL GAME-BY-GAME PASSING

#2 Rudolph, Mason	Att	Comp	Int	Pct	Yards	TD	Long	Sack	Yds	Effic
Tulsa	24	20	0	83.3	303	3	77	1	1	230.6
South Alabama	38	25	0	65.8	335	3	66	1	1	165.9
Pitt	32	23	1	71.9	497	5	69	1	3	247.6
TCU	41	22	2	53.7	398	2	86	3	18	141.5
Texas Tech	38	27	1	71.1	376	3	37	1	4	175.0
Baylor	31	19	0	61.3	459	3	68	0	0	217.6
Texas	38	25	0	65.8	282	0	66	2	14	128.1
West Virginia	34	20	1	58.8	216	3	27	0	0	135.4
TOTALS	276	181	5	65.6	2866	22	86	9	41	175.5

#14 Cornelius, T.	Att	Comp	Int	Pct	Yards	TD	Long	Sack	Yds	Effic
Tulsa	2	1	0	50.0	5	0	5	1	8	71.0
Pitt	5	3	0	60.0	75	0	39	0	0	186.0
Baylor	2	1	0	50.0	12	0	12	0	0	100.4
TOTALS	9	5	0	55.6	92	0	39	1	8	141.4

#11 Wudtee, Keondre	Att	Comp	Int	Pct	Yards	TD	Long	Sack	Yds	Effic
South Alabama	3	1	0	33.3	7	0	7	0	0	52.9
TOTALS	3	1	0	33.3	7	0	7	0	0	52.9

#1 McCleskey, Jalen	Att	Comp	Int	Pct	Yards	TD	Long	Sack	Yds	Effic
TCU	1	0	1	0.0	0	0	0	0	0	-200.0
TOTALS	1	0	1	0.0	0	0	0	0	0	-200.0

## INDIVIDUAL GAME-BY-GAME RUSHING

	No-Yds/TD	TU	USA	PITT	TCU	TTU	BAY	UT	WVU	OU	ISU	KSU	KU
Hill, Justice RB	151-836/7	15-132/1	11-27/0	11-91/2	25-102/1	30-164/0	14-117/1	33-117/0	12-86/2				
King, J.D. RB	89-445/4	6-95/1	8-64/0	16-35/0	1-7/0	2-12/0	9-47/1	11-43/1	36-142/1				
Brown, LD RB	25-163/1	5-92/1	10-38/0	4-8/0	DNP	DNP	2-19/0	-	4-6/0				
Rudolph, Mason QB	36-62/7	3-3/1	4-18/1	1-3/0	5-8/1	11-50/2	3-11/1	7-14/0	2-5/1				
Cornelius, T. QB	4-58/1	1-8/0	DNP	-	DNP	DNP	3-66/1	DNP	DNP				
Wudtee, Keondre QB	3-29/0	DNP	3-29/0	DNP	DNP	DNP	-	DNP	DNP				
Wilson, Ja'Ron RB	11-22/0	5-8/0	DNP	DNP	DNP	DNP	6-14/0	DNP	DNP				
Washington, J. WR	3-12/1	1-1/0	-	-	-	-	1-2/1	-	1-11/0				
Johnson, Tyron WR	1-11/0	1-11/0	-	DNP	-	-	-	-	-				
TEAM	6-49/0	DNP	1-13/0	3-27/0	DNP	1-5/0	DNP	-	1-4/0				

## INDIVIDUAL GAME-BY-GAME RECEIVING

	No-Yds/TD	TU	USA	PITT	TCU	TTU	BAY	UT	WVU	OU	ISU	KSU	KU
Washington, J. WR	45-1005/8	6-145/2	2-98/1	5-124/0	6-153/1	9-127/1	6-235/1	4-32/0	7-91/2				
Ateman, Marcell WR	34-668/4	4-75/0	5-51/2	4-109/1	6-100/0	6-114/0	4-119/1	4-87/0	1-13/0				
McCleskey, Jalen WR	33-433/5	1-2/0	4-19/0	7-162/3	4-79/0	5-48/1	4-49/1	8-78/0	-				
Stoner, Dillon WR	20-261/2	4-18/0	2-24/0	5-100/1	3-39/1	1-21/0	DNP	2-15/0	3-44/0				
Johnson, Tyron WR	12-150/1	1-44/1	4-43/0	DNP	-	1-12/0	3-39/0	2-11/0	1-1/0				
Lacy, Chris WR	11-135/0	1-13/0	4-54/0	-	DNP	1-7/0	1-10/0	2-30/0	2-21/0				
Hill, Justice RB	18-128/1	3-10/0	4-46/0	2-2/0	3-27/0	2-7/1	1-7/0	3-29/0	-				
Wallace, Tylan WR	3-56/0	-	1-7/0	2-49/0	-	-	-	-	-				
Brown, Keenen CW	2-40/0	DNP	DNP	-	-	2-40/0	-	-	-				
King, J.D. RB	5-29/1	-	-	-	-	-	-	-	5-29/1				
Abbott, Britton CW	1-26/0	-	-	1-26/0	-	-	-	-	-				
Finefeuiaki, S. CW	2-22/0	1-5/0	-	-	-	-	-	-	1-17/0				
Alexander, T. WR	1-12/0	-	-	-	-	DNP	1-12/0	DNP	DNP				



# OKLAHOMA STATE STATISTICS

## INDIVIDUAL GAME-BY-GAME TACKLES

	UA-A	TOT	TU	USA	PITT	TCU	TTU	BAY	UT	WVU	OU	ISU	KSU	KU
Flowers, Tre S	27-15	42	5-3	2-1	3-1	4-1	4-1	3-3	4-3	2-2				
Whitener, Chad LB	30-11	41	7-0	1-1	4-0	6-3	2-1	3-2	3-3	4-1				
Phillips,Justin LB	32-8	40	5-0	1-0	4-1	2-2	4-2	5-1	5-2	6-0				
Richards, Ramon S	35-3	38	3-0	1-0	5-0	5-0	7-2	3-0	5-1	6-0				
Green, A.J. CB	29-5	34	5-0	1-0	1-0	5-1	3-2	4-1	5-1	5-0				
Brailford, J. DE	18-14	32	1-1	1-2	3-0	3-2	3-0	1-6	4-2	2-1				
Williams, R. CB	20-4	24	-	4-0	1-0	5-2	3-0	3-2	3-0	1-0				
Daniels,Darrion DT	16-7	23	2-0	0-1	-	5-3	4-1	0-1	3-0	2-1				
Bundage, Calvin LB	18-4	22	3-0	1-0	1-1	0-1	2-0	3-0	4-1	4-1				
Osborne, D. DT	14-7	21	3-2	2-0	1-0	2-4	1-0	1-1	3-0	1-0				
Akem, Gyasi LB	11-8	19	-	1-2	4-1	2-4	0-1	2-0	-	2-0				
Edison-McGruder LB	14-3	17	5-0	DNP	DNP	3-2	4-0	2-1	DNP	-				
Tucker, Kirk LB	12-3	15	2-0	2-3	2-0	-	-	2-0	2-0	2-0				
Ogbongbemiga LB	12-2	14	3-0	3-0	3-2	-	-	2-0	-	1-0				
Mwaniki, Thabo S	10-2	12	2-0	3-0	2-0	0-1	1-0	2-1	-	-				
Walterscheid DE	12-0	12	-	2-0	1-0	2-0	2-0	1-0	1-0	3-0				
Carter, Trey DT	11-0	11	2-0	3-0	-	1-0	-	1-0	1-0	3-0				
Morrow, Jerel S	10-1	11	3-0	2-0	1-1	1-0	-	1-0	-	2-0				
Leveni, Vili DE	7-3	10	2-0	0-1	1-0	2-1	2-0	-	0-1	-				
Smith, Enoch DT	6-1	7	4-0	1-0	-	1-0	0-1	DNP	-	DNP				
Green, Z. S	5-1	6	2-0	-	3-0	-	-	-	0-1	-				
Webber, Tralund DE	3-3	6	-	-	1-1	1-1	1-0	0-1	-	-				
Baker, Adrian CB	6-0	6	DNP	2-0	3-0	-	1-0	-	-	DNP				
Henry, Kevin LB	5-1	6	5-1	DNP	DNP	DNP	DNP	DNP	DNP	DNP				
Harper, Devin LB	4-1	5	1-1	-	1-0	-	-	2-0	-	-				
Balous, Bryce CB	5-0	5	1-0	-	2-0	-	1-0	1-0	-	DNP				
Curry, Darius S	5-0	5	2-0	1-0	1-0	DNP	DNP	1-0	DNP	DNP				
Cook, Chance S	4-0	4	1-0	-	1-0	-	1-0	1-0	-	-				
Kearse, Malik CB	4-0	4	1-0	2-0	-	DNP	-	1-0	-	-				
Bakari, Taaj DT	3-0	3	1-0	1-0	-	DNP	1-0	-	-	-				
Owens, Jarrell DE	3-0	3	-	2-0	-	-	-	-	-	1-0				
Rodriguez, M. S	1-2	3	DNP	DNP	DNP	DNP	1-1	-	0-1	-				
Grant, Triston DE	3-0	3	2-0	-	DNP	DNP	DNP	1-0	DNP	DNP				
Murray, Cameron DT	2-0	2	1-0	-	-	DNP	DNP	1-0	DNP	DNP				
Ammendola, Matt	1-1	2	-	0-1	-	-	1-0	-	-	-				
Harper, Madre CB	2-0	2	1-0	1-0	DNP	DNP	DNP	DNP	DNP	DNP				
Wolf, Landon	2-0	2	-	-	-	1-0	-	-	1-0	-				
Stoner, Dillon	2-0	2	1-0	-	-	1-0	-	DNP	-	-				
Lundblade, Brad	2-0	2	-	-	-	2-0	-	DNP	DNP	-				
McCleskey,Jalen	1-0	1	-	-	-	-	-	1-0	-	-				
Carter, Logan	1-0	1	1-0	-	-	-	-	-	DNP	DNP				
Hughes, Ben DT	1-0	1	-	1-0	DNP	DNP	DNP	-	DNP	DNP				
Brown, Bryce CB	1-0	1	1-0	DNP	DNP	DNP	DNP	-	DNP	DNP				

## INDIVIDUAL GAME-BY-GAME SACKS

	UA-A	TOT	TU	USA	PITT	TCU	TTU	BAY	UT	WVU	OU	ISU	KSU	KU
Brailford, J. DE	3-1	3.5	-	1.0-6	1.0-15	-	-	-	1.5-13	-				
Osborne, D. DT	3-0	3.0	-	1.0-8	1.0-7	-	1.0-12	-	-	-				
Phillips,Justin LB	1-1	1.5	-	-	-	-	-	1.0-8	0.5-1	-				
Edison-McGruder LB	1-0	1.0	1.0-11	DNP	DNP	-	-	-	DNP	-				
Leveni, Vili DE	1-0	1.0	-	-	-	1.0-10	-	-	-	-				
Carter, Trey DT	1-0	1.0	-	-	-	-	-	-	1.0-34	-				
Tucker, Kirk LB	1-0	1.0	-	1.0-10	-	-	-	-	-	-				
Smith, Enoch DT	1-0	1.0	-	1.0-1	-	-	-	DNP	-	DNP				
Walterscheid DE	1-0	1.0	-	-	-	-	-	-	-	1.0-7				
Bundage, Calvin LB	0-1	0.5	-	-	-	0.5-6	-	-	-	-				
Akem, Gyasi LB	0-1	0.5	-	-	-	0.5-6	-	-	-	-				

## INDIVIDUAL GAME-BY-GAME TACKLES FOR LOSS

	UA-A	TOT	TU	USA	PITT	TCU	TTU	BAY	UT	WVU	OU	ISU	KSU	KU
Phillips,Justin LB	5-4	7.0	-	1.0-4	-	1.0-1	-	2.5-10	0.5-1	2.0-2				
Osborne, D. DT	5-2	6.0	2.0-5	1.0-8	1.0-7	1.0-1	1.0-12	-	-	-				
Brailford, J. DE	3-3	4.5	-	1.0-6	1.0-15	0.5-1	-	0.5-3	1.5-13	-				
Daniels,Darrion DT	4-1	4.5	1.0-2	-	-	1.0-1	0.5-2	-	1.0-2	1.0-5				
Whitener, Chad LB	3-2	4.0	-	-	-	1.0-6	0.5-1	0.5-3	2.0-6	-				
Walterscheid DE	4-0	4.0	-	-	-	2.0-14	-	1.0-1	-	1.0-7				
Green, A.J. CB	3-1	3.5	-	-	-	1.5-5	1.0-1	-	1.0-3	-				
Richards, Ramon S	3-0	3.0	1.0-7	-	-	-	1.0-6	-	1.0-1	-				
Bakari, Taaj DT	2-0	2.0	-	1.0-3	-	DNP	1.0-1	-	-	-				
Edison-McGruder LB	2-0	2.0	1.0-11	DNP	DNP	-	1.0-1	-	DNP	-				
Carter, Trey DT	2-0	2.0	1.0-2	-	-	-	-	-	1.0-34	-				
Morrow, Jerel S	2-0	2.0	1.0-1	-	1.0-1	-	-	-	-	-				
Smith, Enoch DT	2-0	2.0	1.0-1	1.0-1	-	-	-	DNP	-	DNP				
Ogbongbemiga LB	2-0	2.0	-	1.0-1	-	-	-	1.0-4	-	-				



# OKLAHOMA STATE STATISTICS

Owens, Jarrell DE	2-0	2.0	-	2.0-12	-	-	-	-	-	-	-
Williams, R. CB	1-0	1.0	-	-	-	-	-	-	1.0-6	-	-
Tucker, Kirk LB	1-0	1.0	-	1.0-10	-	-	-	-	-	-	-
Henry, Kevin LB	1-0	1.0	1.0-2	DNP	DNP	DNP	DNP	DNP	DNP	DNP	DNP
Leveni, Vili DE	1-0	1.0	-	-	-	1.0-10	-	-	-	-	-
Flowers, Tre S	1-0	1.0	-	-	-	-	-	-	-	1.0-2	-
Akem, Gyasi LB	0-1	0.5	-	-	-	0.5-6	-	-	-	-	-
Bundage, Calvin LB	0-1	0.5	-	-	-	0.5-6	-	-	-	-	-
Webber, Tralund DE	0-1	0.5	-	-	-	-	-	0.5-1	-	-	-

## INDIVIDUAL GAME-BY-GAME FUMBLES

	No-Lost	TU	USA	PITT	TCU	TTU	BAY	UT	WVU	OU	ISU	KSU	KU
Rudolph, Mason QB	3-2	1-1	-	-	1-1	-	-	1-0	-	-	-	-	-
McCleskey, Jalen WR	2-2	1-1	-	-	-	-	1-1	-	-	-	-	-	-
Hill, Justice RB	2-2	-	-	-	-	-	-	1-1	1-1	-	-	-	-
TEAM	2-1	DNP	1-0	1-1	DNP	-	DNP	-	-	-	-	-	-
Lacy, Chris WR	1-0	-	-	-	DNP	-	-	1-0	-	-	-	-	-
Washington, J. WR	1-1	-	-	-	-	-	1-1	-	-	-	-	-	-
King, J.D. RB	1-1	-	-	-	-	-	-	-	1-1	-	-	-	-
Stoner, Dillon WR	1-0	-	-	-	-	-	DNP	1-0	-	-	-	-	-
Brown, LD RB	1-1	-	-	-	DNP	DNP	-	-	1-1	-	-	-	-

## INDIVIDUAL GAME-BY-GAME FUMBLES FORCED

	Number	TU	USA	PITT	TCU	TTU	BAY	UT	WVU	OU	ISU	KSU	KU
Walterscheid	2	-	1	-	1	-	-	-	-	-	-	-	-
Phillips, Justin	2	-	-	-	-	-	2	-	-	-	-	-	-
Carter, Trey	2	1	-	-	-	-	-	1	-	-	-	-	-
Green, A.J.	1	-	-	-	1	-	-	-	-	-	-	-	-
Brailford, J.	1	-	-	-	-	-	-	-	1	-	-	-	-
Leveni, Vili	1	-	-	-	1	-	-	-	-	-	-	-	-
Flowers, Tre	1	-	-	-	-	-	-	-	1	-	-	-	-

## INDIVIDUAL GAME-BY-GAME FUMBLES RECOVERED

	Number	TU	USA	PITT	TCU	TTU	BAY	UT	WVU	OU	ISU	KSU	KU
Edison-McGruder	1	1	DNP	DNP	-	-	-	DNP	-	-	-	-	-
Morrow, Jerel	1	1	-	-	-	-	-	-	-	-	-	-	-
Osborne, D.	1	-	1	-	-	-	-	-	-	-	-	-	-
Bakari, Taaj	1	-	-	-	DNP	-	-	-	1	-	-	-	-
Walterscheid	1	-	-	-	-	-	1	-	-	-	-	-	-

## INDIVIDUAL GAME-BY-GAME PUNT RETURNS

	No-Yds	TU	USA	PITT	TCU	TTU	BAY	UT	WVU	OU	ISU	KSU	KU
Stoner, Dillon	5-40	-	-	-	-	-	DNP	3-14	2-26	-	-	-	-
McCleskey, Jalen	5-16	2-3	2-13	-	-	-	1-0	-	-	-	-	-	-
Harper, Devin	1-12	-	-	-	-	1-12	-	-	-	-	-	-	-
Johnson, Tyron	1-0	-	-	DNP	1-0	-	-	-	-	-	-	-	-
Wallace, Tylan	1-0	-	-	-	-	-	1-0	-	-	-	-	-	-

## INDIVIDUAL GAME-BY-GAME KICK RETURNS

	No-Yds	TU	USA	PITT	TCU	TTU	BAY	UT	WVU	OU	ISU	KSU	KU
Johnson, Tyron	12-248	1-29	-	DNP	5-86	1-31	3-62	1-19	1-21	-	-	-	-
Brown, LD	2-41	-	-	2-41	DNP	DNP	-	-	-	-	-	-	-
Stoner, Dillon	1-23	1-23	-	-	-	-	DNP	-	-	-	-	-	-
Lacy, Chris	2-22	1-15	-	-	DNP	-	-	-	1-7	-	-	-	-
Parker, Austin	1-18	-	1-18	-	DNP	DNP	-	DNP	DNP	-	-	-	-
Finefeuiaki, S.	1-9	-	-	-	-	-	-	-	1-9	-	-	-	-
Walterscheid	1-9	-	-	-	-	-	-	-	1-9	-	-	-	-

## INDIVIDUAL GAME-BY-GAME INTERCEPTION RETURNS

	No-Yds	TU	USA	PITT	TCU	TTU	BAY	UT	WVU	OU	ISU	KSU	KU
Flowers, Tre	2-14	-	-	1-7	1-7	-	-	-	-	-	-	-	-
Richards, Ramon	2-24	-	-	-	-	-	-	1-0	1-24	-	-	-	-
Phillips, Justin	2-35	-	1-25	1-10	-	-	-	-	-	-	-	-	-
Green, A.J.	2-58	-	-	-	-	-	-	-	2-58	-	-	-	-
Akem, Gyasi	1-15	-	-	-	-	-	1-15	-	-	-	-	-	-
Mwaniki, Thabo	1-0	-	-	-	-	-	1-0	-	-	-	-	-	-
Brailford, J.	1-0	-	-	-	-	1-0	-	-	-	-	-	-	-
Morrow, Jerel	1-20	-	-	-	-	-	-	-	1-20	-	-	-	-

## INDIVIDUAL GAME-BY-GAME FUMBLE RETURNS

	No-Yds	TU	USA	PITT	TCU	TTU	BAY	UT	WVU	OU	ISU	KSU	KU
Edison-McGruder	1-82	1-82	DNP	DNP	-	-	-	DNP	-	-	-	-	-





# OKLAHOMA STATE STATISTICS

## INDIVIDUAL GAME-BY-GAME ALL-PURPOSE YARDS

	TOTAL	TU	USA	PITT	TCU	TTU	BAY	UT	WVU	OU	ISU	KSU	KU
Washington, J.	1017	144	98	124	153	127	237	32	102				
Hill, Justice	964	142	73	93	129	171	124	146	86				
Ateman, Marcell	668	75	51	109	100	114	119	87	13				
King, J.D.	474	95	64	35	7	12	47	43	171				
McCleskey, Jalen	449	1	32	162	79	48	49	78	-				
Johnson, Tyron	409	84	43	DNP	86	43	101	30	22				
Stoner, Dillon	324	41	24	100	39	21	DNP	29	70				
Brown, LD	204	92	38	49	DNP	DNP	19	-	6				
Lacy, Chris	157	28	54	-	DNP	7	10	30	28				
Rudolph, Mason	62	3	18	-3	-8	50	11	-14	5				
Cornelius, T.	58	-8	DNP	-	DNP	DNP	66	DNP	DNP				
Green, A.J.	58	-	-	-	-	-	-	-	58				
Wallace, Tylan	56	-	7	49	-	-	-	-	-				
Brown, Keenen	40	DNP	DNP	-	-	40	-	-	-				
Phillips, Justin	35	-	25	10	-	-	-	-	-				
Finefeuiaki, S.	31	5	-	-	-	-	-	-	26				
Wudtee, Keondre	29	DNP	29	DNP	DNP	DNP	-	DNP	DNP				
Abbott, Britton	26	-	-	26	-	-	-	-	-				
Richards, Ramon	24	-	-	-	-	-	-	-	24				
Wilson, Ja'Ron	22	8	DNP	DNP	DNP	DNP	14	DNP	DNP				
Morrow, Jerel	20	-	-	-	-	-	-	-	20				
Parker, Austin	18	-	18	-	DNP	DNP	-	DNP	DNP				
Akem, Gyasi	15	-	-	-	-	-	15	-	-				
Flowers, Tre	14	-	-	7	7	-	-	-	-				
Alexander, T.	12	-	-	-	-	DNP	12	DNP	DNP				
Harper, Devin	12	-	-	-	-	12	-	-	-				
Walterscheid	9	-	-	-	-	-	-	-	9				
TEAM	-49	-	-13	-27	-	-5	-	-	-4				

## GAME-BY-GAME TEAM COMPARISON

		First Downs					Rushing		Passing		Total Offense	Return	Turn-
TULSA	59-24	25/26	15/14	8/10	2/2		37-332/60-244		21-26-0/20-38-0	308/188	63-640/98-432	152/71	2/2
South Alabama	44-7	29/12	8/2	19/9	2/1		37-163/27-41		26-41-0/14-24-1	342/134	78-505/51-175	56/84	0/2
Pitt	59-21	27/17	7/8	19/9	1/0		35-104/34-103		26-37-1/20-35-2	572/288	72-676/69-391	58/85	2/2
TCU	31-44	26/32	8/14	17/12	1/6		31-101/52-238		22-42-3/22-33-1	398/228	73-499/85-466	93/57	4/1
Texas Tech	41-34	32/25	9/4	20/15	3/6		44-221/26-54		27-38-1/29-46-1	376/330	82-597/72-384	43/188	1/1
BAYLOR	59-16	29/22	12/11	15/10	2/1		38-276/46-219		20-33-0/14-36-2	471/168	71-747/82-387	77/85	2/3
Texas	13-10	26/13	10/7	12/5	4/1		51-146/33-42		25-38-0/22-36-1	282/241	89-428/69-283	33/56	1/1
West Virginia	50-39	27/19	14/6	12/10	1/3		56-246/30-62		20-34-1/20-42-4	216/285	90-462/72-347	174/133	4/5
Totals	356-195	221/166	83/66	122/80	16/20		329-1589/308-1003		187-289-6/161-290-12 2965/1862		618-4554/598-2865	686/759	16/17

Note: Game totals are displayed in the format TEAM/OPPONENT for each category

	3rd Down	4th Down	Time of	TOP	Avg	Avg	Avg	Punting	Penalties
Opponent	Conversions	Conversions	Possession	Margin	Yds/Rush	Yds/Pass	Yds/Play	Number-Avg	Number-Yards
TULSA	5-9/16-26	0-0/1-2	23:20/36:40	-13:20	9.0/4.1	11.8/4.9	10.2/4.4	2-40.0/7-44.6	5-51/6-48
South Alabama	7-16/1-10	2-2/1-1	30:04/29:56	0:08	4.4/1.5	8.3/5.6	6.5/3.4	2-37.0/7-48.4	4-25/3-40
Pitt	10-14/5-15	0-1/1-2	28:28/31:32	-3:04	3.0/3.0	15.5/8.2	9.4/5.7	1-45.0/6-48.7	4-30/6-50
TCU	7-14/11-19	1-2/0-0	20:56/39:04	-18:08	3.3/4.6	9.5/6.9	6.8/5.5	3-48.3/2-45.0	8-77/4-23
Texas Tech	6-11/5-12	0-0/0-1	30:39/29:21	1:18	5.0/2.1	9.9/7.2	7.3/5.3	1-35.0/5-32.6	8-78/8-63
BAYLOR	5-9/7-18	1-2/0-2	24:21/35:39	-11:18	7.3/4.8	14.3/4.7	10.5/4.7	1-54.0/5-46.0	5-40/5-39
Texas	5-18/3-17	0-0/1-1	34:15/25:45	8:30	2.9/1.3	7.4/6.7	4.8/4.1	9-41.6/11-50.9	2-20/8-73
West Virginia	8-18/2-15	3-3/3-3	37:09/22:51	14:18	4.4/2.1	6.4/6.8	5.1/4.8	4-29.0/7-39.0	6-56/6-41
Totals	53-109/50-132	7-10/7-12	229:12/250:48	-21:36	4.8/3.3	10.3/6.4	7.4/4.8	23-40.1/50-45.2	377/377

Note: Game totals are displayed in the format TEAM/OPPONENT for each category



# OKLAHOMA STATE STATISTICS

## GAME-BY-GAME TEAM STATS

Date	Opponent	--RUSHING--				--RECEIVING--				-----PASSING-----				--KICK RET--				--PUNT RET--				tot off
		No.	Yds	TD	Lg	No.	Yds	TD	Lg	Cmp-Att-Int	Yds	TD	Lg	No	Yds	TD	Lg	No	Yds	TD	Lg	
Aug 31, 2017	TULSA	37	332	4	73	21	308	3	77	21-26-0	308	3	77	3	67	0	29	2	3	0	11	640
Sep 08, 2017	at South Alabama	37	163	1	31	26	342	3	66	26-41-0	342	3	66	1	18	0	18	2	13	0	13	505
9/16/17	at Pitt	35	104	2	20	26	572	5	69	26-37-1	572	5	69	2	41	0	29	0	0	0	0	676
Sep 23, 2017	TCU	31	101	2	17	22	398	2	86	22-42-3	398	2	86	5	86	0	23	1	0	0	0	499
Sep 30, 2017	at Texas Tech	44	221	2	24	27	376	3	37	27-38-1	376	3	37	1	31	0	31	1	12	0	0	597
Oct 14, 2017	BAYLOR	38	276	5	79	20	471	3	68	20-33-0	471	3	68	3	62	0	26	2	0	0	0	747
Oct 21, 2017	at Texas	51	146	1	15	25	282	0	66	25-38-0	282	0	66	1	19	0	19	3	14	0	13	428
Oct 28, 2017	at West Virginia	56	246	4	39	20	216	3	27	20-34-1	216	3	27	4	46	0	21	2	26	0	20	462
	Totals	329	1589	21	79	187	2965	22	86	187-289-6	2965	22	86	20	370	0	31	13	68	0	20	4554
	Opponent	308	1003	12	55	161	1862	6	90	161-290-12	1862	6	90	33	595	0	42	3	6	1	0	2865

Date	Opponent	-----TACKLES-----				--SACKS--		--FUMBLE--		QBH	Pass	Blkd	--Kicks--XPTS--			Saf	Pts
		Solo	Asst	Total	TFL-Yds	No-Yds	FF	FR-Yds	Int-Yds		Brk	Kick	Att-Mad	Run	Rcv		
Aug 31, 2017	TULSA	78	8	86	9.0-31	1.0-11	1	2-82	0-0	3	4	0	8-8	0	0	0	59
Sep 08, 2017	at South Alabama	41	12	53	9.0-45	4.0-25	1	1-0	1-25	2	4	0	5-5	0	0	0	44
9/16/17	at Pitt	49	8	57	3.0-23	2.0-22	0	0-0	2-17	6	2	0	8-8	0	0	0	59
Sep 23, 2017	TCU	54	28	82	10.0-51	2.0-22	3	0-0	1-7	2	3	0	4-4	0	0	0	31
Sep 30, 2017	at Texas Tech	49	12	61	6.0-24	1.0-12	0	0-0	1-0	8	7	1	5-5	0	0	0	41
Oct 14, 2017	BAYLOR	48	20	68	6.0-22	1.0-8	2	1-0	2-15	4	5	0	8-8	0	0	0	59
Oct 21, 2017	at Texas	44	16	60	9.0-66	3.0-48	1	0-0	1-0	1	4	0	1-1	0	0	0	13
Oct 28, 2017	at West Virginia	47	6	53	5.0-16	1.0-7	2	1-0	4-102	3	6	1	6-5	0	0	0	50
	Totals	410	110	520	57.0-278	15.0-155	10	5-82	12-166	29	35	2	45-44	0	0	0	356
	Opponent	429	121	550	44.0-138	11.0-50	8	10-26	6-132	22	29	1	22-22	0	1	0	195

Date	Opponent	No	Yds	-----PUNTING-----					50+	I20	--FIELD GOALS--			No	Yds	Avg	TB	OB
				Avg	Long	Blkd	TB	FC			Att-Made	Lg	Blkd					
Aug 31, 2017	TULSA	2	80	40.0	43	0	0	2	0	1	2-1	24	0	10	642	64.2	7	0
Sep 08, 2017	at South Alabama	2	74	37.0	45	0	0	0	0	0	4-3	53	0	9	558	62.0	3	1
9/16/17	at Pitt	1	45	45.0	45	0	0	1	0	0	1-1	25	0	10	640	64.0	4	1
Sep 23, 2017	TCU	3	145	48.3	57	0	1	1	1	0	1-1	29	0	6	343	57.2	3	0
Sep 30, 2017	at Texas Tech	1	35	35.0	35	0	0	0	0	0	4-2	27	0	8	457	57.1	2	0
Oct 14, 2017	BAYLOR	1	54	54.0	54	0	1	0	1	0	1-1	40	0	10	609	60.9	4	0
Oct 21, 2017	at Texas	9	374	41.6	50	0	1	3	1	2	3-2	34	0	3	84	28.0	1	0
Oct 28, 2017	at West Virginia	4	116	29.0	49	1	0	2	0	1	2-1	35	0	9	543	60.3	3	1
	Totals	23	923	40.1	57	1	3	9	3	4	18-12	53	0	65	3876	59.6	27	3
	Opponent	50	2259	45.2	66	2	3	14	17	16	13-11	40	0	38	2274	59.8	17	0



# OKLAHOMA STATE STATISTICS

## GAME-BY-GAME OPPONENT TEAM STATS

Date	Opponent	--RUSHING--				--RECEIVING--				-----PASSING-----				--KICK RET--				--PUNT RET--				tot off
		No.	Yds	TD	Lg	No.	Yds	TD	Lg	Cmp-Att-Int	Yds	TD	Lg	No	Yds	TD	Lg	No	Yds	TD	Lg	
Aug 31, 2017	TULSA	60	244	2	55	20	188	0	26	20-38-0	188	0	26	3	45	0	19	0	0	0	0	432
Sep 08, 2017	at South Alabama	27	41	0	19	14	134	1	17	14-24-1	134	1	17	4	84	0	33	0	0	0	0	175
9/16/17	at Pitt	34	103	1	23	20	288	1	74	20-35-2	288	1	74	5	85	0	21	0	0	0	0	391
Sep 23, 2017	TCU	52	238	4	42	22	228	1	43	22-33-1	228	1	43	3	62	0	42	1	-3	0	0	466
Sep 30, 2017	at Texas Tech	26	54	2	14	29	330	1	56	29-46-1	330	1	56	6	93	0	30	0	0	0	0	384
Oct 14, 2017	BAYLOR	46	219	1	39	14	168	0	21	14-36-2	168	0	21	6	85	0	21	0	0	0	0	387
Oct 21, 2017	at Texas	33	42	1	15	22	241	0	90	22-36-1	241	0	90	2	56	0	33	1	0	0	0	283
Oct 28, 2017	at West Virginia	30	62	1	14	20	285	2	68	20-42-4	285	2	68	4	85	0	26	1	9	1	0	347
	Opponent totals	308	1003	12	55	161	1862	6	90	161-290-12	1862	6	90	33	595	0	42	3	6	1	0	2865
	Oklahoma State	329	1589	21	79	187	2965	22	86	187-289-6	2965	22	86	20	370	0	31	13	68	0	20	4554

Date	Opponent	-----TACKLES-----				--SACKS--		--FUMBLE--		Int-Yds	QBH	Pass Brk	Blkd Kick	--Kicks--XPTS--			Saf	Pts
		Solo	Asst	Total	TFL-Yds	No-Yds	FF	FR-Yds	Att-Mad					Run	Rcv			
Aug 31, 2017	TULSA	54	6	60	9.0-29	2.0-9	2	2-26	0-0	1	1	0	0	3-3	0	0	0	24
Sep 08, 2017	at South Alabama	54	15	69	2.0-14	1.0-1	0	0-0	0-0	2	1	0	0	1-1	0	0	0	7
9/16/17	at Pitt	39	26	65	5.0-13	1.0-3	0	1-0	1-0	11	2	0	0	3-3	0	0	0	21
Sep 23, 2017	TCU	49	12	61	6.0-25	3.0-18	1	1-0	3-2	2	2	0	0	5-5	0	0	0	44
Sep 30, 2017	at Texas Tech	56	16	72	3.0-6	2.0-5	0	0-0	1-95	3	4	0	0	4-4	0	0	0	34
Oct 14, 2017	BAYLOR	46	12	58	4.0-8	0.0-0	1	2-0	0-0	0	7	0	0	1-1	0	0	0	16
Oct 21, 2017	at Texas	64	18	82	6.0-24	2.0-14	2	1-0	0-0	2	5	0	0	1-1	0	0	0	10
Oct 28, 2017	at West Virginia	67	16	83	9.0-19	0.0-0	2	3-0	1-39	1	7	1	0	4-4	0	1	0	39
	Opponent totals	429	121	550	44.0-138	11.0-50	8	10-26	6-132	22	29	1	0	22-22	0	1	0	195
	Oklahoma State	410	110	520	57.0-278	15.0-155	10	5-82	12-166	29	35	2	0	45-44	0	0	0	356

Date	Opponent	-----PUNTING-----									--FIELD GOALS--			-----KICKOFFS-----				
		No	Yds	Avg	Long	Blkd	TB	FC	50+	I20	Att-Made	Lg	Blkd	No	Yds	Avg	TB	OB
Aug 31, 2017	TULSA	7	312	44.6	60	0	1	2	1	2	1-1	23	0	4	240	60.0	1	0
Sep 08, 2017	at South Alabama	7	339	48.4	58	0	0	2	3	2	1-0	0	0	2	130	65.0	1	0
9/16/17	at Pitt	6	292	48.7	63	0	1	2	3	3	1-0	0	0	4	248	62.0	2	0
Sep 23, 2017	TCU	2	90	45.0	46	0	0	0	0	0	3-3	31	0	9	573	63.7	4	0
Sep 30, 2017	at Texas Tech	5	163	32.6	51	1	0	2	1	1	2-2	26	0	5	322	64.4	4	0
Oct 14, 2017	BAYLOR	5	230	46.0	58	0	0	0	2	1	3-3	40	0	5	314	62.8	2	0
Oct 21, 2017	at Texas	11	560	50.9	66	0	1	4	6	5	1-1	22	0	3	192	64.0	2	0
Oct 28, 2017	at West Virginia	7	273	39.0	58	1	0	2	1	2	1-1	23	0	6	255	42.5	1	0
	Opponent totals	50	2259	45.2	66	2	3	14	17	16	13-11	40	0	38	2274	59.8	17	0
	Oklahoma State	23	923	40.1	57	1	3	9	3	4	18-12	53	0	65	3876	59.6	27	3



# OKLAHOMA STATE STATISTICS

## INDIVIDUAL GAME HIGHS

Rushes	36	King, J.D. at West Virginia (Oct 28, 2017)
Yards Rushing	164	Hill, Justice at Texas Tech (Sep 30, 2017)
TD Rushes	2	Hill, Justice at Pitt (9/16/17)
		Rudolph, Mason at Texas Tech (Sep 30, 2017)
Long Rush	79	Hill, Justice at West Virginia (Oct 28, 2017)
Pass attempts	41	Hill, Justice vs Baylor (Oct 14, 2017)
Pass completions	27	Rudolph, Mason vs TCU (Sep 23, 2017)
Yards Passing	497	Rudolph, Mason at Texas Tech (Sep 30, 2017)
TD Passes	5	Rudolph, Mason at Pitt (9/16/17)
Long Pass	86	Rudolph, Mason at Texas Tech (Sep 30, 2017)
Receptions	9	Washington, James at Texas Tech (Sep 30, 2017)
Yards Receiving	235	Washington, James vs Baylor (Oct 14, 2017)
TD Receptions	3	McCleskey, Jalen at Pitt (9/16/17)
Long Reception	86	Washington, James vs TCU (Sep 23, 2017)
Field Goals	3	Ammendola, Matt at South Alabama (Sep 08, 2017)
Long Field Goal	53	Ammendola, Matt at South Alabama (Sep 08, 2017)
Punts	9	Sinor, Zach at Texas (Oct 21, 2017)
Punting Avg	54.0	Sinor, Zach vs Baylor (Oct 14, 2017)
Long Punt	57	Sinor, Zach vs TCU (Sep 23, 2017)
Punts inside 20	2	Sinor, Zach at Texas (Oct 21, 2017)
Long Punt Return	20	Stoner, Dillon at West Virginia (Oct 28, 2017)
Long Kickoff Return	31	Johnson, Tyron at Texas Tech (Sep 30, 2017)
Tackles	9	Whitener, Chad vs TCU (Sep 23, 2017)
		Richards, Ramon at Texas Tech (Sep 30, 2017)
Sacks	1.5	Brailford, Jordan at Texas (Oct 21, 2017)
Tackles For Loss	2.5	Phillips, Justin vs Baylor (Oct 14, 2017)
Interceptions	2	Green, A.J. at West Virginia (Oct 28, 2017)

## TEAM GAME HIGHS

Rushes	56	at West Virginia (Oct 28, 2017)
Yards Rushing	332	vs Tulsa (Aug 31, 2017)
Yards Per Rush	9.0	vs Tulsa (Aug 31, 2017)
TD Rushes	5	vs Baylor (Oct 14, 2017)
Pass attempts	42	vs TCU (Sep 23, 2017)
Pass completions	27	at Texas Tech (Sep 30, 2017)
Yards Passing	572	at Pitt (9/16/17)
Yards Per Pass	15.5	at Pitt (9/16/17)
TD Passes	5	at Pitt (9/16/17)
Total Plays	90	at West Virginia (Oct 28, 2017)
Total Offense	747	vs Baylor (Oct 14, 2017)
Yards Per Play	10.5	vs Baylor (Oct 14, 2017)
Points	59	vs Tulsa (Aug 31, 2017)
		at Pitt (9/16/17)
		vs Baylor (Oct 14, 2017)
Sacks By	4	at South Alabama (Sep 08, 2017)
First Downs	32	at Texas Tech (Sep 30, 2017)
Penalties	8	vs TCU (Sep 23, 2017)
		at Texas Tech (Sep 30, 2017)
Penalty Yards	78	at Texas Tech (Sep 30, 2017)
Turnovers	4	vs TCU (Sep 23, 2017)
		at West Virginia (Oct 28, 2017)
Interceptions By	4	at West Virginia (Oct 28, 2017)
Punts	9	at Texas (Oct 21, 2017)
Punting Avg	54.0	vs Baylor (Oct 14, 2017)
Long Punt	57	vs TCU (Sep 23, 2017)
Punts inside 20	2	at Texas (Oct 21, 2017)
Long Punt Return	20	at West Virginia (Oct 28, 2017)

## OPPONENT INDIVIDUAL GAME HIGHS

Rushes	26	Anderson, D., vs TCU (Sep 23, 2017)
Yards Rushing	160	Anderson, D., vs TCU (Sep 23, 2017)
TD Rushes	3	Anderson, D., vs TCU (Sep 23, 2017)
Long Rush	55	TAYLOR II, C., vs Tulsa (Aug 31, 2017)
Pass attempts	46	Shimonek, Nic, at Texas Tech (Sep 30, 2017)
Pass completions	29	Shimonek, Nic, at Texas Tech (Sep 30, 2017)
Yards Passing	330	Shimonek, Nic, at Texas Tech (Sep 30, 2017)
TD Passes	2	Grier, Will, at West Virginia (Oct 28, 2017)
Long Pass	90	Ehlinger, Sam, at Texas (Oct 21, 2017)
Receptions	7	JOHNSON, K., vs Tulsa (Aug 31, 2017)
		Stockton, J., at Texas Tech (Sep 30, 2017)
Yards Receiving	99	Burt, John, at Texas (Oct 21, 2017)
TD Receptions	1	Francis, Mseiah, at South Alabama (Sep 08, 2017)
		Araujo-Lopes, R, at Pitt (9/16/17)
		Diarse, John, vs TCU (Sep 23, 2017)
		Cantrell, Dylan, at Texas Tech (Sep 30, 2017)
		White, Ka'Rau, at West Virginia (Oct 28, 2017)
		Simms, Marcus, at West Virginia (Oct 28, 2017)
Long Reception	90	Burt, John, at Texas (Oct 21, 2017)
Field Goals	3	Song, Jonathan, vs TCU (Sep 23, 2017)
		Martin, Connor, vs Baylor (Oct 14, 2017)
Long Field Goal	40	Martin, Connor, vs Baylor (Oct 14, 2017)
Punts	11	Dickson, Michae, at Texas (Oct 21, 2017)
Punting Avg	50.9	Dickson, Michae, at Texas (Oct 21, 2017)
Long Punt	66	Dickson, Michae, at Texas (Oct 21, 2017)
Punts inside 20	5	Dickson, Michae, at Texas (Oct 21, 2017)
Long Punt Return	0	
Long Kickoff Return	42	Turpin, K., vs TCU (Sep 23, 2017)
Tackles	18	Long Jr., David, at West Virginia (Oct 28, 2017)
Sacks	2.0	Hager, Breckyn, at Texas (Oct 21, 2017)
Tackles For Loss	7.0	Long Jr., David, at West Virginia (Oct 28, 2017)
Interceptions	1	Maddox, A., at Pitt (9/16/17)
		Orr, Nick, vs TCU (Sep 23, 2017)
		Collier, L.J., vs TCU (Sep 23, 2017)
		Bradley, Chris, vs TCU (Sep 23, 2017)
		Fields, D., at Texas Tech (Sep 30, 2017)
		Robinson, Kenny, at West Virginia (Oct 28, 2017)

## OPPONENT TEAM GAME HIGHS

Rushes	60	vs Tulsa (Aug 31, 2017)
Yards Rushing	244	vs Tulsa (Aug 31, 2017)
Yards Per Rush	4.8	vs Baylor (Oct 14, 2017)
TD Rushes	4	vs TCU (Sep 23, 2017)
Pass attempts	46	at Texas Tech (Sep 30, 2017)
Pass completions	29	at Texas Tech (Sep 30, 2017)
Yards Passing	330	at Texas Tech (Sep 30, 2017)
Yards Per Pass	8.2	at Pitt (9/16/17)
TD Passes	2	at West Virginia (Oct 28, 2017)
Total Plays	98	vs Tulsa (Aug 31, 2017)
Total Offense	466	vs TCU (Sep 23, 2017)
Yards Per Play	5.7	at Pitt (9/16/17)
Points	44	vs TCU (Sep 23, 2017)
Sacks By	3	vs TCU (Sep 23, 2017)
First Downs	32	vs TCU (Sep 23, 2017)
Penalties	8	at Texas Tech (Sep 30, 2017)
		at Texas (Oct 21, 2017)
Penalty Yards	73	at Texas (Oct 21, 2017)
Turnovers	5	at West Virginia (Oct 28, 2017)
Interceptions By	3	vs TCU (Sep 23, 2017)
Punts	11	at Texas (Oct 21, 2017)
Punting Avg	50.9	at Texas (Oct 21, 2017)
Long Punt	66	at Texas (Oct 21, 2017)
Punts inside 20	5	at Texas (Oct 21, 2017)
Long Punt Return	0	





# OKLAHOMA STATE STATISTICS

## GAME-BY-GAME PLAYER PARTICIPATION

		TU	USA	PITT	TCU	TTU	BAY	UT	WVU	OU	ISU	KSU	KU
41	Abbott, Britton	8/6	START	START	START	START	XXX	XXX	START				
9	Akern, Gyasi	8/-	XXX	XXX	XXX	XXX	XXX	XXX	XXX				
10	Alexander, T.	5/-	XXX	XXX	XXX	XXX	XXX	XXX	XXX				
49	Ammendola, Matt	8/-	XXX	XXX	XXX	XXX	XXX	XXX	XXX				
3X	Ateman, Marcell	8/5	XXX	XXX	XXX	START	START	START	START				
90	Bakari, Taaj	7/-	XXX	XXX	XXX	XXX	XXX	XXX	XXX				
6	Baker, Adrian	6/-	XXX	XXX	XXX	XXX	XXX	XXX	XXX				
1D	Balous, Bryce	7/-	XXX	XXX	XXX	XXX	XXX	XXX	XXX				
37	Barksdale-Blair	1/-	XXX	XXX	XXX	XXX	XXX	XXX	XXX				
94	Brailford, J.	8/4	XXX	XXX	XXX	XXX	START	START	START				
2I	Brown, Bryce	2/-	XXX	XXX	XXX	XXX	XXX	XXX	XXX				
6X	Brown, Keenen	6/2	XXX	XXX	XXX	XXX	START	START	XXX				
24	Brown, LD	6/-	XXX	XXX	XXX	XXX	XXX	XXX	XXX				
1X	Bundage, Calvin	8/4	XXX	START	XXX	START	XXX	XXX	START				
87	Carter, Logan	6/-	XXX	XXX	XXX	XXX	XXX	XXX	XXX				
99	Carter, Trey	8/-	XXX	XXX	XXX	XXX	XXX	XXX	XXX				
78	Cochran, Aaron	8/8	START	START	START	START	START	START	START				
35	Cook, Chance	8/-	XXX	XXX	XXX	XXX	XXX	XXX	XXX				
14	Cornelius, T.	3/-	XXX	XXX	XXX	XXX	XXX	XXX	XXX				
60	Crabtree, Zach	7/7	START	START	START	START	START	START	START				
2X	Curry, Darius	4/-	XXX	XXX	XXX	XXX	XXX	XXX	XXX				
79	Daniels, Darrión	8/8	START	START	START	START	START	START	START				
3	Edison-McGruder	5/4	START	START	START	START	START	START	START				
47	Ferguson, Tyler	4/-	XXX	XXX	XXX	XXX	XXX	XXX	XXX				
42	Finefeuiaki, S.	8/1	XXX	XXX	XXX	XXX	XXX	XXX	XXX				
31	Flowers, Tre	8/8	START	START	START	START	START	START	START				
66	Galea, Lemaefe	5/-	XXX	XXX	XXX	XXX	XXX	XXX	XXX				
76	Galloway, Dylan	8/-	XXX	XXX	XXX	XXX	XXX	XXX	XXX				
86	Grant, Triston	3/-	XXX	XXX	XXX	XXX	XXX	XXX	XXX				
4	Green, A.J.	8/8	START	START	START	START	START	START	START				
18	Green, Z.	8/-	XXX	XXX	XXX	XXX	XXX	XXX	XXX				
16	Harper, Devin	8/-	XXX	XXX	XXX	XXX	XXX	XXX	XXX				
25	Harper, Madre	2/-	XXX	XXX	XXX	XXX	XXX	XXX	XXX				
33	Henry, Kevin	1/-	XXX	XXX	XXX	XXX	XXX	XXX	XXX				
5	Hill, Justice	8/8	START	START	START	START	START	START	START				
59	Hockett, Matt	4/-	XXX	XXX	XXX	XXX	XXX	XXX	XXX				
70	Hughes, Ben	3/-	XXX	XXX	XXX	XXX	XXX	XXX	XXX				
4J	Hupp, Luke	2/-	XXX	XXX	XXX	XXX	XXX	XXX	XXX				
73	Jenkins, Teven	8/3	XXX	XXX	XXX	START	XXX	START	XXX				
13	Johnson, Tyron	7/-	XXX	XXX	XXX	XXX	XXX	XXX	XXX				
2D	Kearse, Malik	7/-	XXX	XXX	XXX	XXX	XXX	XXX	XXX				
75	Keyes, Marcus	8/8	START	START	START	START	START	START	START				
27	King, J.D.	8/-	XXX	XXX	XXX	XXX	XXX	XXX	XXX				
15	Lacy, Chris	7/3	START	START	START	START	XXX	XXX	XXX				
95	Leveni, Vili	8/7	START	START	START	START	START	START	START				
71	Lundblade, Brad	6/6	START	START	START	START	START	START	START				
1	McCleskey, Jalen	8/6	START	START	XXX	START	START	START	START				
2E	McKnight, Cole	1/-	XXX	XXX	XXX	XXX	XXX	XXX	XXX				
5X	Morrow, Jerel	8/-	XXX	XXX	XXX	XXX	XXX	XXX	XXX				
92	Murray, Cameron	4/-	XXX	XXX	XXX	XXX	XXX	XXX	XXX				
2H	Mwaniki, Thabo	8/1	XXX	START	XXX	XXX	XXX	XXX	XXX				
68	Noel, Delonte	4/-	XXX	XXX	XXX	XXX	XXX	XXX	XXX				
1A	Ogbongbemiga	8/-	XXX	XXX	XXX	XXX	XXX	XXX	XXX				
91	Osborne, D.	8/8	START	START	START	START	START	START	START				
93	Owens, Jarrell	8/-	XXX	XXX	XXX	XXX	XXX	XXX	XXX				
8I	Parker, Austin	4/-	XXX	XXX	XXX	XXX	XXX	XXX	XXX				
19	Phillips, Justin	8/8	START	START	START	START	START	START	START				
38	Redwine-Bryant	3/-	XXX	XXX	XXX	XXX	XXX	XXX	XXX				
57	Reed, Walker	2/-	XXX	XXX	XXX	XXX	XXX	XXX	XXX				
7	Richards, Ramon	8/8	START	START	START	START	START	START	START				
20	Rodriguez, M.	4/-	XXX	XXX	XXX	XXX	XXX	XXX	XXX				
2	Rudolph, Mason	8/8	START	START	START	START	START	START	START				
50	Schneider, Ry	4/-	XXX	XXX	XXX	XXX	XXX	XXX	XXX				
29	Sinor, Zach	8/-	XXX	XXX	XXX	XXX	XXX	XXX	XXX				
5F	Smith, Enoch	6/-	XXX	XXX	XXX	XXX	XXX	XXX	XXX				
17	Stoner, Dillon	7/1	XXX	XXX	XXX	XXX	XXX	XXX	START				
12	Tucker, Kirk	8/1	XXX	XXX	START	XXX	XXX	XXX	XXX				
63	Walkingstick, S.	8/-	XXX	XXX	XXX	XXX	XXX	XXX	XXX				
80	Wallace, Tylan	8/-	XXX	XXX	XXX	XXX	XXX	XXX	XXX				
82	Walterscheid	8/3	START	START	START	START	START	START	START				
28	Washington, J.	8/8	START	START	START	START	START	START	START				
89	Webber, Tralund	8/-	XXX	XXX	XXX	XXX	XXX	XXX	XXX				
45	Whitener, Chad	8/8	START	START	START	START	START	START	START				
56	Williams, Larry	3/3	START	START	START	START	START	START	START				
8	Williams, R.	8/8	START	START	START	START	START	START	START				
22	Wilson, Ja'Ron	2/-	XXX	XXX	XXX	XXX	XXX	XXX	XXX				
72	Wilson, Johnny	8/5	XXX	XXX	XXX	START	START	START	START				
88	Wolf, Landon	8/-	XXX	XXX	XXX	XXX	XXX	XXX	XXX				
11	Wudtee, Keondre	2/-	XXX	XXX	XXX	XXX	XXX	XXX	XXX				