



OKLAHOMA STATE COWBOYS

COMMUNICATIONS CONTACTS: GAVIN LANG (GAVIN.LANG@OKSTATE.EDU) AND SEAN MAGUIRE (SEAN.MAGUIRE@OKSTATE.EDU)

AT WEST VIRGINIA

11 a.m. CT | Oct. 28, 2017 | Milan Puskar Stadium (60,000)

TV: ABC (Joe Tessitore, Todd Blackledge, Holly Rowe)
In Stillwater: Suddenlink (5/8/108); DirecTV (5); Dish (5); Broadcast (5-1)
In OKC: Cox (8); DirecTV (5); Dish (5); Broadcast (5-1)
In Tulsa: Cox (8); Suddenlink (8/108); DirecTV (8); Dish (8); Broadcast (8-1)
Radio: Cowboy Radio Network
(Dave Hunziker, John Holcomb & Robert Allen)
National Radio: Westwood One Sports (Ryan Radtke and Al Groh)
Satellite Radio: Sirius 108, XM 200 (WVU feed). Internet 966
Internet Radio: <http://okla.st/osutunein>
Live Stats: okstate.com

OKLAHOMA STATE SCHEDULE/RESULTS

Date	Opponent	Time/Result	TV
8/31	Tulsa	W, 59-24	FS1
9/8	at South Alabama	W, 44-7	ESPN2
9/16	at Pittsburgh	W, 59-21	ESPN
9/23	No. 16/15 TCU	L, 31-44	ESPN
9/30	at Texas Tech	W, 41-34	FOX
10/14	Baylor	W, 59-16	FS1
10/21	at Texas	W, 13-10 OT	ABC
10/28	at No. 22 West Virginia	11 a.m. CT	ABC
11/4	Oklahoma	TBA	TBA
11/11	at Iowa State	TBA	TBA
11/18	Kansas State	TBA	TBA
11/25	Kansas	TBA	TBA
12/2	Big 12 Championship Game	11:30 a.m. CT	FOX

WEST VIRGINIA SCHEDULE/RESULTS

Date	Opponent	Time/Result
9/3	vs. No. 21 Virginia Tech	L, 24-31
9/9	East Carolina	W, 56-20
9/16	Delaware State	W, 59-16
9/23	at Kansas	W, 56-34
10/7	at No. 8 TCU	L, 24-31
10/14	No. 24 Texas Tech	W, 46-35
10/21	at Baylor	W, 38-36
10/28	No. 11 Oklahoma State	11 a.m. CT
11/4	Iowa State	TBA
11/11	at Kansas State	TBA
11/18	Texas	TBA
11/25	at Oklahoma	TBA

SERIES CAPSULE

Series History	Series tied, 4-4
In Morgantown	West Virginia leads, 2-1
In Stillwater	Series tied, 2-2
At Neutral	OSU leads, 1-0
First Meeting (1928)	West Virginia 32, OSU 6
Last Meeting (2016)	OSU 37, West Virginia 20
Last OSU Win (2016)	OSU 37, West Virginia 20
Last West Virginia Win (2014)	West Virginia 34, OSU 10
Gundy vs. West Virginia	3-2
Holgorsen vs. OSU	2-3

GAME CAPSULE



No. 11/12 Oklahoma State
COWBOYS
6-1; 3-1 Big 12

Coach Mike Gundy
Oklahoma State, 1990
Career: 110-51/13th year
At Oklahoma State: Same

No. 22/22 West Virginia
MOUNTAINEERS
5-2; 3-1 Big 12

Coach Dana Holgorsen
Iowa Wesleyan, 1993
Career: 51-33/7th year
At West Virginia: Same

TEAM STATISTICAL COMPARISON

Category	FBS Rk	Value	FBS Rk	Value
Total Offense	1	584.6	5	539.4
Rushing Offense	42	191.9	53	175.4
Passing Offense	1	392.7	4	364.0
Team Passing Efficiency	3	176.71	5	169.06
Scoring Offense	3	43.7	4	43.3
Total Defense	41	359.7	111	460.0
Rushing Defense	36	134.4	99	198.7
Passing Yards Allowed	72	225.3	105	261.3
Team Passing Efficiency Defense	19	109.14	91	136.57
Scoring Defense	43	22.3	86	29.0
Turnover Margin	64	0.00	55	0.14
3rd Down Conversion Pct	9	0.495	75	0.386
4th Down Conversion Pct	53	0.571	13	0.727
3rd Down Conversion Pct Defense	83	0.410	28	0.318
4th Down Conversion Pct Defense	45	0.444	118	0.714
Red Zone Offense	82	0.816	23	0.906
Red Zone Defense	52	0.808	52	0.808
Net Punting	42	39.47	72	37.89
Punt Returns	110	3.82	112	3.62
Kickoff Returns	83	20.25	8	27.11
First Downs Offense	6	194	7	192
First Downs Defense	72	147	78	151
Fewest Penalties Per Game	25	5.14	74	6.43
Fewest Penalty Yards Per Game	35	45.86	114	70.00
Time of Possession	110	27:26	106	27:46

BIG 12 STANDINGS

Team	Big 12	All
TCU	4-0	7-0
Oklahoma State	3-1	6-1
Oklahoma	3-1	6-1
Iowa State	3-1	5-2
West Virginia	3-1	5-2
Texas	2-2	3-4
Texas Tech	1-3	4-3
Kansas State	1-3	3-4
Kansas	0-4	1-6
Baylor	0-4	0-7



SERIES HISTORY (4-4)

1928	L	6-32	A
1929	L	6-9	H
1987	W	35-33	N
2012	W	55-34	H
2013	L	21-30	A
2014	L	10-34	H
2015	Wot	33-26	A
2016	W	37-20	H



OKLAHOMA STATE HEAD COACH MIKE GUNDY



MIKE GUNDY

Head Coach | 13th Year | Oklahoma State, 1990

CAREER TRACK

Year	School	Position
1990	Oklahoma State	Receivers
1991-93	Oklahoma State	Quarterbacks
1994-95	Oklahoma State	Offensive Coordinator
1996	Baylor	Quarterbacks/Passing Game Coordinator
1997-2000	Maryland	Quarterbacks/Pass Game Coordinator/Receivers
2001-04	Oklahoma State	Assistant Head Coach/Offensive Coordinator
2005-present	Oklahoma State	Head Coach

OKLAHOMA STATE UNDER MIKE GUNDY

► Since 2010, Oklahoma State has five seasons with at least 10 wins, an outright Big 12 title (2011) and a share of the Big 12 South title (2010). The Cowboys reached the top 10 of the Associated Press poll in 2008, 2009, 2010, 2011, 2013, 2015, 2016 and 2017.

► Four times has Mike Gundy coached the Cowboys to a bowl game now referred to as one of the New Year's Six since 2010. The Pokes appeared in the 2010 Cotton Bowl, the 2012 Fiesta Bowl, the 2014 Cotton Bowl and the 2016 Sugar Bowl.

► Oklahoma State has been ranked in the top 15 of the Associated Press poll in nine of the last 10 seasons and has posted 10-win seasons five of the last seven years. Only once has OSU finished lower than third in the Big 12 since 2009.

► OSU has scored six victories over teams ranked in the Associated Press top 10 since 2008.

► OSU's current streak of 11 straight bowl games is the best in the history of the program.

► 21 Gundy-era Cowboys have been drafted into the NFL, with six of those 21 chosen in the first round.

MOST WINS SINCE 2010

School	Wins
1. Alabama	94
2. Clemson	82
3. Stanford	81
4. Florida State	80
5. Boise State	79
Oklahoma	79
7. Wisconsin	78
8. Oregon	77
9. LSU	75
Northern Illinois	75
11. Oklahoma State	74
Michigan State	74
13. Ohio State*	73
14. Georgia	71
TCU	71

*2010 adjusted to 0-0 by NCAA

MOST WINS AT CURRENT SCHOOL

(Active coaches only)

1. 205	Bill Snyder, Kansas State	26th year
2. 156	Gary Patterson, TCU	17th year
3. 139	Kirk Ferentz, Iowa	19th year
4. 127	Nick Saban, Alabama	11th year
5. 110	Mike Gundy, Oklahoma State	13th year
5. 108	Kyle Whittingham, Utah	13th year
7. 96	Mark Dantonio, Michigan State	11th year
8. 95	Dabo Swinney, Clemson	10th year
9. 94	Frank Solich, Ohio	13th year

GUNDY YEAR-BY-YEAR HEAD COACHING RECORD

Year	Overall	Home	Away	Neutral	League Record	Finish
2005	4-7	3-3	1-4	0-0	1-7	6th South
2006	7-6	4-2	1-4	2-0	3-5	5th South
2007	7-6	4-2	2-4	1-0	4-4	3rd South
2008	9-4	6-1	2-2	1-1	5-3	4th South
2009	9-4	6-2	3-1	0-1	6-2	2nd South
2010	11-2	5-2	5-0	1-0	6-2	T1st South
2011	12-1	6-0	5-1	1-0	8-1	1st
2012	8-5	6-1	1-4	1-0	5-4	T3rd
2013	10-3	5-1	4-1	1-1	7-2	T2nd
2014	7-6	4-2	2-3	1-1	4-5	7th
2015	10-3	5-2	5-0	0-1	7-2	2nd
2016	10-3	6-1	3-2	1-0	7-2	T2nd
2017	6-1	2-1	4-0	0-0	3-1	-
Career	110-51	62-20	38-26	10-5	66-40	-

NOTING GUNDY

- 2011 winner of the Paul "Bear" Bryant College Coach of the Year Award and the Eddie Robinson National Coach of the Year Award.
- Finalist for the Eddie Robinson National Coach of the Year Award and the Liberty Mutual National Coach of the Year Award in both 2010 and 2011.
- 2010 Big 12 Coach of the Year.
- 2015 AFCA Region 4 Coach of the Year.

The 10 years

Gundy Era
(2005-pres.)

Before Gundy
(1995-2004)

Top-25 National Finishes	5	1
Top-20 National Finishes	5	0
Top-15 National Finishes	3	0
Top-10 National Finishes	1	0
Top-5 National Finishes	1	0
Seasons with at least 10 wins	5	0
Seasons with at least nine wins	8	1
Seasons with at least eight wins	9	3
Conference Record	66-40	32-49
Top-3 Finishes in Conf. Standings	7	0
All-Americans	17	4
Conference Player of the Year	6	0
First-Round NFL Draft Picks	6	3
Bowl Appearances	11	4
Bowl Victories	7	1

LONGEST-TENURED COACHES AT THEIR CURRENT SCHOOL (ACTIVE)

1. Bill Snyder, Kansas State	26th year
2. Kirk Ferentz, Iowa	19th year
3. Gary Patterson, TCU	17th year
4. Mike Gundy, Oklahoma State	13th year
Frank Solich, Ohio	13th year
Rick Stockstill, Middle Tennessee	13th year
Kyle Whittingham, Utah	13th year

HEAD COACHES AT THEIR ALMA MATER

Troy Calhoun	Air Force
Scott Satterfield	Appalachian State
Mike Neu	Ball State
Bryan Harsin	Boise State
Kalani Sitake	BYU
John Bonamego	Central Michigan
Jeff Tedford	Fresno State
Kirby Smart	Georgia
Nick Rolovich	Hawaii
Paul Haynes	Kent State
Mark Richt	Miami (Fla.)
Jim Harbaugh	Michigan
Barry Odom	Missouri
Pat Fitzgerald	Northwestern
Mike Gundy	Oklahoma State
David Shaw	Stanford
Kliff Kingsbury	Texas Tech
Matt Wells	Utah State
Sean Kugler	UTEP
Tim Lester	Western Michigan
Paul Chryst	Wisconsin



OKLAHOMA STATE DEPTH CHART

OFFENSE

- LT** 78 Aaron Cochran (6-8; 350; Sr; Atwater, CA)
76 Dylan Galloway (6-5; 310; RFr; Dallas, TX)
- LG** 75 Marcus Keyes (6-3; 300; RSo; Port Allen, LA)
68 Deionte Noel (6-2; 325; RJr; Cibola, TX)
- C** 72 Johnny Wilson (6-3; 310; RSo; Midland, TX) -or-
71 Brad Lundblade (6-3; 300; Sr; Argyle, TX)
50 Ry Schneider (6-3; 325; RFr; Minco, OK)
- RG** 73 Teven Jenkins (6-6; 310; RFr; Topeka, KS) -or-
72 Johnny Wilson (6-3; 310; RSo; Midland, TX) -or-
66 Lemaefe Galea'i (6-4; 340; RJr; Euless, OK)
- RT** 60 Zachary Crabtree (6-7; 310; RSo; Mansfield, TX)
67 Shane Richards (6-8; 325; Sr; Calgary, Alberta)
- WR** 28 James Washington (6-0; 205; Sr; Stamford, TX)
13 Tyron Johnson (6-1; 185; RSo; New Orleans, LA)
- WR** 1 Jalen McCleskey (5-10; 170; Jr; Covington, LA)
17 Dillon Stoner (6-0; 198; RFr; Tulsa, OK)
- WR** 15 Chris Lacy (6-3; 205; Sr; DeSoto, TX) -or-
3 Marcell Ateman (6-4; 220; RSo; Dallas, TX)
- CW*** 41 Britton Abbott (6-2; 255; RJr; Liberal, KS)
6 Keenen Brown (6-3; 250; RJr; Houston, TX)
42 Sione Finefeuiaki (6-0; 245; Jr; Santa Clara, CA)
- RB** 5 Justice Hill (5-10; 185; So; Tulsa, OK)
27 J.D. King (5-11; 205; Fr; Fitzgerald, GA)
- QB** 2 Mason Rudolph (6-5; 230; Sr; Rock Hill, SC)
14 Taylor Cornelius (6-6; 225; RJr; Bushland, TX) -or-
11 Keondre Wudtee (6-4; 210; RFr; Bossier City, LA)

*CW - Cowboy Back (a tight end/fullback hybrid)

DEFENSE

- DE** 95 Vili Leveni (6-4; 280; RSo; Hurst, TX)
93 Jarrell Owens (6-3; 265; RJr; Palestine, TX)
- DT** 91 DeQuinton Osborne (6-0; 305; RSo; Grand Prairie, TX) -or-
99 Trey Carter (6-3; 295; RJr; Dallas, TX)
- DT** 79 Darrion Daniels (6-3; 300; Jr; Dallas, TX)
56 Enoch Smith, Jr. (6-2; 295; Jr; Chicago, IL)
- DE** 94 Jordan Brailford (6-3; 250; RSo; Tulsa, OK)
82 Cole Walterscheid (6-5; 260; RJr; Muenster, TX) -or-
89 Tralund Webber (6-5; 250; Sr; Cameron, TX)
- SLB** 1 Calvin Bundage (6-2; 205; So; Edmond, OK) -or-
3 Kenneth Edison-McGruder (6-0; 220; Jr; Houston, TX)
12 Kirk Tucker (6-1; 200; Sr; Tucker, GA)
- MLB** 45 Chad Whitener (6-0; 240; RSo; Mansfield, TX)
9 Gyasi Akem (6-2; 239; Sr; Broken Arrow, OK) -or-
11 Amen Ogbongbemiga (6-0; 225; RFr; Calgary, Alberta)
- WLB** 19 Justin Phillips (6-0; 230; RJr; Pearland, TX)
16 Devin Harper (6-1; 240; RFr; Knoxville, TN)
- CB** 8 Rodarius Williams (6-0; 180; RFr; Shreveport, LA)
6 Adrian Baker (5-11; 180; Sr; Hallandale, FL)
- FS** 31 Tre Flowers (6-3; 200; RSo; Converse, TX)
5 Jerel Morrow (5-10; 205; RSo; Emporia, KS)
- SS** 7 Ramon Richards (5-11; 185; Sr; San Antonio, TX)
18 Za'Carrius Green (5-11; 205; RSo; Duncanville, TX) -or-
2 Darius Curry (6-1; 205; RSo; Flowery Branch, GA)
- CB** 4 A.J. Green (6-1; 180; So; DeSoto, TX)
25 Malik Kearse (6-0; 170; Sr; Miami, FL)

SPECIAL TEAMS

- P** 29 Zach Sinor (5-10; 223; RJr; Castroville, TX)
59 Matt Hockett (6-2; 215; RJr; Norman, OK)
- KO** 49 Matt Ammendola (5-9; 195; RSo; Lansdale, PA)
59 Matt Hockett (6-2; 215; RJr; Norman, OK)
- PK** 49 Matt Ammendola (5-9; 195; RSo; Lansdale, PA) -or-
59 Matt Hockett (6-2; 215; RJr; Norman, OK)
- LS** 63 Sam Walkingstick (5-11; 200; RSo; Sallisaw, OK) -or-
53 Matt Hembrough (6-3; 192; Fr; Lisle, IL)
- H** 29 Zach Sinor (5-10; 223; RJr; Castroville, TX)
17 Dillon Stoner (6-0; 198; RFr; Tulsa, OK)
- PR** 17 Dillon Stoner (6-0; 198; RFr; Tulsa, OK)
1 Jalen McCleskey (5-10; 170; Jr; Covington, LA) -or-
80 Tylan Wallace (6-0; 185; Fr; Fort Worth, TX)
- KR** 13 Tyron Johnson (6-1; 185; RSo; New Orleans, LA)
15 Chris Lacy (6-3; 205; Sr; DeSoto, TX)

PRONUNCIATIONS

- | | | |
|----|-------------------|---------------------------|
| 3 | Marcell Ateman | EIGHT-man |
| 5 | Jerel Morrow | juh-RELL |
| 7 | Ramon Richards | ruh-MOAN |
| 8 | Rodarius Williams | roh-DARE-ee-us |
| 9 | Gyasi Akem | JAH-see uh-KEM |
| 11 | Keondre Wudtee | kee-AWN-dray WOOD-tee |
| 11 | Amen Ogbongbemiga | AY-men |
| | | awg-BONG-beh-MEE-guh |
| 13 | Tyron Johnson | TIE-ruhn |
| 18 | Za'Carrius Green | zuh-CARE-ee-us |
| 25 | Malik Kearse | muh-LEEK curse |
| 29 | Zach Sinor | SIGH-ner |
| 42 | Sione Finefeuiaki | see-OH-nay |
| | | FEE-nay-FAY-you-ee-AH-kee |
| 45 | Chad Whitener | WHITE-ner |
| 73 | Teven Jenkins | TEV-in |
| 82 | Cole Walterscheid | walter-SHIED (not -SHEED) |
| 89 | Tralund Webber | TRAY-luhnd |
| 90 | Taaj Bakari | TAWJH buh-KAR-ee |
| 93 | Jarrell Owens | juh-RELL |
| 95 | Vili Leveni | VILL-ee luh-VEN-ee |

ASSISTANT COACHES AND GAMEDAY LOCATIONS



JOE BOB CLEMENTS
Defensive Line
Fifth Year at Oklahoma State
Gameday Location: Field



DAN HAMMERSCHMIDT
Safeties
Third Year at Oklahoma State
Gameday Location: Press Box



GLENN SPENCER
Defensive Coordinator/Linebackers
10th Year at Oklahoma State
Gameday Location: Press Box



TIM DUFFIE
Cornerbacks
Fifth Year at Oklahoma State
Gameday Location: Field



JOSH HENSON
Offensive Line
Seventh Year at Oklahoma State
Gameday Location: Press Box



JOHN WOZNIAK
Running Backs
First Year at Oklahoma State
Gameday Location: Field



KASEY DUNN
Receivers
Seventh Year at Oklahoma State
Gameday Location: Field



JASON MCENDOO
Cowboy Backs
Third Year at Oklahoma State
Gameday Location: Field



MIKE YURCICH
Offensive Coordinator/Quarterbacks
Fifth Year at Oklahoma State
Gameday Location: Press Box



PLAYER TIDBITS - OFFENSE

Left Tackle		Left Guard		Center		Right Guard		Right Tackle	
78	Aaron Cochran 6-8; 350; Sr; Atwater, CA	75	Marcus Keyes 6-3; 300; RSo; Port Allen, LA	72	Johnny Wilson 6-3; 310; RSo; Midland, TX	73	Teven Jenkins 6-6; 310; RFr; Topeka, KS	60	Zachary Crabtree 6-7; 310; RSR; Mansfield, TX
<ul style="list-style-type: none">▶ A graduate transfer from California who played in 28 games and started in 16 during his time with the Golden Bears. Protected a pair of highly-productive QBs in Jared Goff and Davis Webb.▶ Helped Cal's offense rank among the top 25 nationally in eight categories including fewest tackles for loss allowed and fewest sacks allowed.▶ Has started every game in 2017.		<ul style="list-style-type: none">▶ Talented player who's started every game since last season.▶ Redshirted as a true freshman in 2015 and converted to guard during preseason camp in 2016.▶ The last addition to OSU's 2015 signing class, added the night before signing day.▶ Father, who is also named Marcus Keyes, was a defensive lineman for the Chicago Bears in 1996-97.		<ul style="list-style-type: none">▶ Has started the last four games on the offensive line - starting at right guard against TCU and at Texas Tech, then moving to center for OSU's wins over Baylor and Texas.▶ Though he started at right guard at Texas Tech, he was forced to move to center in that game when Brad Lundblade went out due to injury.		<ul style="list-style-type: none">▶ Earned his first career start vs. TCU and has started three of the last four games.▶ Has played guard and tackle.▶ Has seen meaningful playing time in every game this season.▶ Had a good fall camp heading into the 2017 season and was thrust into the starting lineup after injuries.▶ A young player with a high ceiling.▶ Also played basketball and baseball in high school.		<ul style="list-style-type: none">▶ 2016 second-team All-Big 12 by the coaches.▶ 2014 second-team Academic All-Big 12 selection.▶ Leads the team with 40 career starts.▶ Missed the TCU game to injury.▶ The 2015 recipient of the Vernon Grant Award, presented by the OSU coaching staff to players who show outstanding leadership, spirit and enthusiasm.	
76		68		71		66		67	
Dylan Galloway 6-5; 310; RFr; Dallas, TX		Deionte Noel 6-2; 325; RJr; Cibola, TX		Brad Lundblade 6-3; 300; Sr; Argyle, TX		Lemaefe Galea'i 6-4; 340; RJr; Euless, TX		Shane Richards 6-8; 325; Sr; Calgary, Alberta, Can.	
<ul style="list-style-type: none">▶ Showed promise as part of the scout team last season.▶ Has seen game action this year.		<ul style="list-style-type: none">▶ Has seen action in four games this season, including last week.▶ Six career appearances at OSU.		<ul style="list-style-type: none">▶ OSU's first-team center who was injured vs. Texas Tech and is closing in on returning to action.		<ul style="list-style-type: none">▶ Fourth-year member of the program who was thrust into sustained action for the first time at Texas last week.		<ul style="list-style-type: none">▶ Has great size and can play multiple positions on the line.▶ One of three Canadian Cowboys.	
Wide Receiver		Wide Receiver		Wide Receiver		Wide Receiver		Cowboy Back	
28	James Washington 6-0; 215; Sr; Stamford, TX	1	Jalen McCleskey 5-10; 170; Jr; Covington, LA	3	Marcell Ateman 6-4; 220; RSR; Dallas, TX	13	Tyron Johnson 6-1; 185; RSo; New Orleans, LA	41	Britton Abbott 6-2; 255; RJr; Liberal, KS
<ul style="list-style-type: none">▶ Favorite for the Biletnikoff and a preseason AP All-American.▶ Second on OSU's career rec. yards list with 3,837 and needs 578 to pass Rashaun Woods.▶ Needs 750 rec. yards to become the Big 12's all-time career leader.▶ Leads FBS with 130.6 rec. YPG.▶ The FBS active career leader in receiving touchdowns (32), receiving yards (3,837) and yards per catch (20.2).▶ Ranks third in OSU history with 32 career touchdown catches.▶ 39 straight games with a catch dating back to his freshman year, the second longest active streak in the nation.▶ 17 career 100-yard rec. games, including four in the last five and six in the last eight games.		<ul style="list-style-type: none">▶ Had career highs at Pittsburgh in receiving yards (162) and receiving touchdowns (3).▶ His 15 career rec. TDs are second on the team to Washington.▶ His 73 receptions in 2016 were the most for any Big 12 player returning in 2017.▶ Has four career 100-yard receiving games.▶ Had two games with double-digit catches last season.▶ Has caught a pass in 29 straight games, dating back to Oct. 3, 2015, his freshman season.▶ One of OSU's fastest players.▶ Father, J.J., played for the NFL's Saints and Cardinals.▶ Also a talented punt returner who's returned a punt for a TD.		<ul style="list-style-type: none">▶ Missed last season after a very productive junior season in 2015.▶ Has had 100-yards receiving in four of the last five games.▶ His 33 catches and 655 rec. yds are second on the team this year and his 4 TD catches are third.▶ 69-yard TD catch vs. Pitt.▶ Second on the team with 1,965 career receiving yards.▶ OSU's biggest receiver and an outstanding perimeter blocker.		<p>Pronounced TIE-ruhn</p> <ul style="list-style-type: none">▶ Transferred to OSU from LSU during preseason camp in 2015 and sat out last season per NCAA transfer rules.▶ A five-star prospect coming out of high school who was the No. 2 receiver in the class of 2015.▶ Caught a 44-yard TD on his first target at OSU in week one.▶ Tallied nine catches for 150 yards with two TDs at LSU.		<ul style="list-style-type: none">▶ Came to OSU as a walk-on who started out on the scout team and has now earned a scholarship and a role on Saturdays.▶ A 2016 First Team Academic All-Big 12 selection.▶ Has started all but two games this season and been an important role player in every game.▶ Played QB in high school.▶ Son of former New York Giant Cliff Abbott.	
15				17		6			
Chris Lacy 6-3; 205; Sr; DeSoto, TX				Dillon Stoner 6-0; 198; RFr; Tulsa, OK		Keenen Brown 6-3; 250; RJr; Houston, TX			
<ul style="list-style-type: none">▶ Graduated third in his HS class and is majoring in industrial engineering and management.				<ul style="list-style-type: none">▶ Career highs vs. Pitt in rec. yards (100), catches (5), long rec. (54).▶ TD catches vs. Pitt and TCU.		<ul style="list-style-type: none">▶ A converted receiver who has started in each of the last two games.			
Running Back		Quarterback							
5	Justice Hill 5-10; 185; So; Tulsa, OK	2	Mason Rudolph 6-5; 230; Sr; Rock Hill, SC						
<ul style="list-style-type: none">▶ Leads the Big 12 and ranks among the top-25 nationally with 750 rushing yards and 107.1 rushing yards per game, despite playing on the No. 1 passing offense in the nation.▶ Career-high 164 rushing yards at Texas Tech this year. Has 11 career games with at least 100 yards, including eight of his last 11 outings and each of his last four games.▶ Has put on 15 pounds of muscle since his freshman year began.▶ The 2016 FBS freshman rushing champion with 1,142 yards - a total that makes him Oklahoma State's all-time leading freshman rusher. That mark was also the fifth-highest total by a freshman in Big 12 Conference history.▶ 2016 honors included FWAA Freshman All-America First Team, USA Today Freshman All-America First Team, Big 12 Newcomer of the Year (Associated Press), Big 12 Offensive Freshman of the Year (Coaches) and Second-Team All-Big 12 Team (Coaches).▶ Last year he became the only freshman in school history to rush for 100 yards in six games.▶ His 41.3-inch vertical leap is the highest on the team.		<ul style="list-style-type: none">▶ A Heisman candidate who has played at a level that matches OSU's all-time best QBs.▶ 28-7 record as a starter and has led OSU to nine wins in games in which it trailed in the second half.▶ Leads the nation in passing yards (2,650) and passing yards per game (378.6) this season.▶ Responsible for at least 4 touchdowns in five of OSU's six wins this season.▶ Has thrown for at least 300 passing yards in seven of his last eight games.▶ OSU's all-time career leader with 11,364 passing yards, 1,200 attempts and 11,414 yards total offense.▶ Among the NCAA's top-five active career leaders in total offense per play (1st - 8.16), yds per att (2nd - 9.47), yds per game (2nd - 315.7), passing yds (3rd - 11,364), total offense (3rd - 11,414), attempts (5th - 12060), completions (5th - 758), passing eff (5th - 159.56) and total offense per game (5th - 317.1).▶ Set a school record for passing yards in a half vs. Pitt, throwing for 423 in the first half with five touchdowns. That was also the most passing yards in a half vs. an FBS opponent since 2013.▶ Already the owner of no fewer than 30 school records, he is in position to set OSU career records for pass completions, passing touchdowns and TDs responsible for in the 2017 season and he also has a very real chance to finish his career as the most efficient passer in Oklahoma State history.▶ Is perhaps OSU's most active player in community service activities; marketing major.							
27		14							
J.D. King 5-11; 205; Fr; Fitzgerald, GA		Taylor Cornelius 6-6; 225; RJr; Bushland, TX							
<ul style="list-style-type: none">▶ Rushed for a 71-yard touchdown on his second career carry against Tulsa.▶ A powerful back who was physically ready for FBS football his first day on campus.▶ His 303 rushing yards this season rank second on the team and third among Big 12 freshmen.		<ul style="list-style-type: none">▶ A former walk-on in his third season as an OSU backup, playing in seven career games.▶ Rushed for 66 yards on three carries vs. Baylor, including a 40-yard touchdown run.▶ Comes from an athletic family that includes 1996 Olympic gold medal swimmer Josh Davis.							



PLAYER TIDBITS - DEFENSE AND SPECIAL TEAMS

Defensive End		Defensive Tackle		Defensive Tackle		Defensive End	
95	Vili Leveni 6-4; 280; R Sr; Hurst, TX	91	DeQuinton Osborne 6-0; 305; R Sr; Grand Prairie, TX	79	Darriion Daniels 6-3; 300; Jr; Dallas, TX	94	Jordan Brailford 6-3; 250; R So; Tulsa, OK
<ul style="list-style-type: none"> ▶ A talented player who is healthy again after missing part of the last two seasons due to injury. ▶ Made a major impact on the defensive line last season with his ability to play inside and outside before an injury sidelined him nine games into the season. ▶ Made his first career start against Texas last season and has started every game in 2017. ▶ Had a 10-yard sack vs. TCU. 		<ul style="list-style-type: none"> ▶ His 3.0 sacks this year rank fifth in the Big 12 overall and are the most of any interior defensive lineman in the league. ▶ Has recorded a sack in three of OSU's seven games this year. ▶ Intercepted a pass at Kansas last season and returned it 27 yards for one of OSU's most memorable plays of the season. ▶ A first team NJCAA All-American during his time at Kilgore JC. 		<ul style="list-style-type: none"> ▶ Has stepped into the starting role after contributing on the OSU defensive line in each of his first two seasons. ▶ Has played in every game since his arrival on OSU's campus. ▶ Recorded 15 tackles last season to rank third among OSU's interior defensive linemen. ▶ Blocked an extra point against Texas last season. ▶ TFL and pass break up at Texas. 		<ul style="list-style-type: none"> ▶ Has started each of the last three games and played in 18 games in his career. ▶ A regular contributor on OSU's Sugar Bowl team in 2015 who missed all of 2016 to injury. ▶ Leads all of OSU's defensive linemen with 29 tackles this year. ▶ His 3.5 sacks lead the team and rank third in the Big 12 this year. ▶ Has 4.5 TFL (third on the team) and an interception this season. 	
93	Jarrell Owens 6-3; 265; R Jr; Palestine, TX	99	Trey Carter 6-3; 295; R Jr; Dallas, TX	56	Enoch Smith, Jr. 6-2; 295; Jr; Chicago, IL	82	Cole Walterscheid 6-5; 260; R Jr; Muenster, TX
Pronounced juh-RELL <ul style="list-style-type: none"> ▶ Effective off the edge and was a regular starter as a sophomore. 		<ul style="list-style-type: none"> ▶ Had a big sack at UT that forced a fumble and a loss of 34 yards - the longest in FBS this year. 		<ul style="list-style-type: none"> ▶ A big defensive tackle who began his career at Michigan State and did not play last year. 		Pronounced walter-SHIED <ul style="list-style-type: none"> ▶ Has started 15 games since the start of the 2016 season. 	

Cornerback		Star Linebacker		Mike Linebacker		Will Linebacker		Cornerback	
8	Rodarius Williams 6-0; 180; R Fr; Shreveport, LA	1	Calvin Bundage 6-2; 205; So; Edmond, OK	45	Chad Whitener 6-0; 240; R Sr; Mansfield, TX	19	Justin Phillips 6-0; 230; R Jr; Pearland, TX	4	A.J. Green 6-1; 180; So; DeSoto, TX
Pronounced roh-DARE-ee-us <ul style="list-style-type: none"> ▶ A young, talented player who has started every game at cornerback this season. ▶ A Louisiana all-state selection in high school after grabbing four interceptions with two pick-sixes. ▶ Was also a standout on the basketball court and the track. ▶ His brother, Andraez Williams, plays cornerback for LSU. ▶ Three PBUs in the last 2 games. 		<ul style="list-style-type: none"> ▶ Has started three games this year - vs. South Alabama, TCU and Texas. ▶ A fast, hard-hitting linebacker with 17 tackles, a half-sack and three quarterback hurries to his credit this season. ▶ Though he's only a true sophomore, he's already played in 18 career games. ▶ Led all Cowboy true freshmen with 13 tackles in 2016. 		Pronounced WHITE-ner <ul style="list-style-type: none"> ▶ His 200 career tackles rank second on the team and seventh among all Big 12 players. ▶ His 27 career starts rank third on the OSU defense. ▶ Native Texan who started his career at Cal in 2013 before transferring in the 2014 summer. ▶ Earned national defensive player of the week honors after snagging two interceptions vs. TCU in 2015. 		<ul style="list-style-type: none"> ▶ His 42 tackles last season led all OSU underclassmen. ▶ Returned an interception for a touchdown in back-to-back games, one for 25 yards at USA and another for 10 yards at Pitt. ▶ Played in all 13 games last year and started against TTU and OU. ▶ Had a career day in OSU's win over Texas Tech in 2016, recording a game-high 14 tackles. ▶ Forced two fumbles vs. Baylor. 		<ul style="list-style-type: none"> ▶ A young cornerback who has started every game in 2017. ▶ Leads all of OSU's cornerbacks with 29 tackles on the season. ▶ His 3.5 TFL this year leads the OSU secondary. ▶ Has has five games with at least five tackles this season. ▶ Played in nine games in 2016, including the last eight. ▶ Part of an athletic family with three cousins playing NCAA DI sports and another in the WNBA. 	
6	Adrian Baker 5-11; 180; Sr; Hallandale, FL	3	Kenneth Edison-McGruder 6-0; 220; Jr; Houston, TX	9	Gyasi Akem 6-2; 239; Sr; Broken Arrow, OK	16	Devin Harper 6-1; 240; R Fr; Knoxville, TN	25	Malik Kearse 6-0; 170; Sr; Miami, FL
<ul style="list-style-type: none"> ▶ A graduate transfer who came to Oklahoma State from Clemson. ▶ 6 tackles and 2 PBU in 6 games. 		<ul style="list-style-type: none"> ▶ A converted safety known for his ferocious hitting. ▶ Injured against Baylor and did not play last game at Texas. 		<ul style="list-style-type: none"> ▶ Got his first career INT vs. Baylor. ▶ Has seen an increased role on defense in 2017. 		<ul style="list-style-type: none"> ▶ Blocked a punt at Texas Tech. ▶ Has played in all seven games on defense or special teams. 		<ul style="list-style-type: none"> ▶ Played in one game in 2016 and had a good fall camp this year. ▶ Started career at Fort Scott CC. 	

Strong Safety		Free Safety		Kicker		Kickoff Return		Punt Return	
7	Ramon Richards 5-11; 185; Sr; San Antonio, TX	31	Tre Flowers 6-3; 198; R Sr; Converse, TX	49	Matt Ammendola 5-9; 195; R So; Lansdale, PA	13	Tyron Johnson 6-1; 185; R So; New Orleans, LA	17	Dillon Stoner 6-0; 198; R Fr; Tulsa, OK
Pronounced ruh-MOAN <ul style="list-style-type: none"> ▶ One of OSU fans' most beloved off-the-field personalities. ▶ Started 23 career games at cornerback before moving to safety for his senior season. ▶ Had the game-winning interception in OSU's OT win at Texas. ▶ A converted high school QB who started 9 games at cornerback as a true freshman in 2014. ▶ Had offers from both Harvard and Yale out of high school. 		<ul style="list-style-type: none"> ▶ Leads the team with 238 career tackles - third in the Big 12. ▶ Second in the Big 12 with 8 passes defended this season. ▶ Played strong safety until 2017. ▶ A second team All-Big 12 selection last year who ranks first on the defense with 38 starts. ▶ Competed as long jumper at OSU. ▶ Second team Academic All-Big 12 honoree in 2015. ▶ His uncle, Erik Flowers, played seven seasons in the NFL. 		<ul style="list-style-type: none"> ▶ 2nd in the Big 12 and 8th in FBS with 10.3 pts per game in 2017. ▶ Made a 53-yard FG at USA. ▶ 4-for-5 on 40-plus FGAs in 2017. ▶ Big 12 Wk 2 Player of the Week. ▶ Game-winning FG in OT at Texas. ▶ A walk-on who also made a 53-yard field goal last year. 		<ul style="list-style-type: none"> ▶ A speedy returner with the ability to make people miss. ▶ Has averaged more than 20 yards on 11 returns this year with a long of 31 yards. ▶ Transferred to OSU from LSU during preseason camp in 2015 and sat out last season per NCAA transfer rules. ▶ Rated as a five-star prospect by Rivals coming out of high school and was considered the No. 2 receiver in the class of 2015. 		<ul style="list-style-type: none"> ▶ Assumed primary punt return duties as part of Oklahoma State's win over Texas, returning three punts for 14 yards in that contest. ▶ In addition to his three punt returns against the Longhorns, he added an additional four fair catches in that game. ▶ Led Jenks HS to four state titles while starring at WR, DB, punter and return man. He also was the holder on place kicks. 	
18	Za'Carrius Green 5-11; 205; R So; Duncanville, TX	5	Jerel Morrow 6-3; 198; R Sr; Converse, TX	Punter 29 Zach Sinor 5-10; 223; R Jr; Castroville, TX		15	Chris Lacy 6-3; 205; Sr; DeSoto, TX	80	Tylan Wallace 6-0; 185; Fr; Fort Worth, TX
<ul style="list-style-type: none"> ▶ A developing safety who has competed on special teams. ▶ Played in five games last year. 		<ul style="list-style-type: none"> ▶ A career special teams contributor who plays on defense in 2017. ▶ Recovered a fumble vs. Tulsa. 		Pronounced SIGH-ner <ul style="list-style-type: none"> ▶ A Ray Guy Award contender who was the nation's best in 2016 at pinning opponents inside their own 20 (62.5%). ▶ Started as OSU's punter since his first game as a FR in 2015. ▶ Season long 57-yd punt vs. TCU. 		<ul style="list-style-type: none"> ▶ Returned two kickoffs last season for 51 yards. ▶ 2016 team leadership award. 		<ul style="list-style-type: none"> ▶ True freshman playmaker was the highest-rated member of OSU's 2017 recruiting class. 	



NUMERICAL ROSTER

No.	Name	Pos.	Ht.	Wt.	Exp.	Hometown/Previous School	No.	Name	Pos.	Ht.	Wt.	Exp.	Hometown/Previous School
1	Calvin Bundage	LB	6-2	205	So-1L	Edmond, OK/Santa Fe	52	Tanner Morgan	LS	6-1	235	So-1L	Ankeny, IA/Centennial
1	Jalen McCleskey	WR	5-10	170	Jr-2L	Covington, LA/St. Paul's	53	Matt Hembrough	LS	6-3	192	Fr.	Lisle, IL / Benet
2	Darius Curry	S	6-1	205	RSr-2L	Flowery Branch, GA/Flowery Branch	54	Latu Maile	DT	6-1	305	So-TR	Euleus, TX/Trinity/Tyler JC
2	Mason Rudolph	QB	6-5	230	Sr-2L	Rock Hill, SC/ Northwestern	56	Enoch Smith, Jr.	DT	6-2	295	Jr-TR	Chicago, IL/Mount Carmel/
3	Marcell Ateman	WR	6-4	220	RSr-3L	Dallas, TX/Wylie East							Michigan State/Kennedy-King College
3	Kenneth Edison-McGruder	LB	6-0	220	Jr-2L	Houston, TX/Taylor	56	Larry Williams	OL	6-4	330	RSr-1L	Wilmington, NC/Laney/
4	A.J. Green	CB	6-1	180	So-1L	DeSoto, TX/DeSoto							East Carolina/Hutchinson CC
4	Tracin Wallace	QB	6-0	175	Fr-HS	Fort Worth, TX/South Hills	57	Walker Reed	OL	6-6	350	RFr-RS	Norman, OK/North
5	Justice Hill	RB	5-10	185	So-1L	Tulsa, OK/Booker T. Washington	58	Brett Wilson	OL	6-2	275	RSo-Sq	Cashion, OK/Cashion
5	Jerel Morrow	S	5-10	205	RSr-3L	Emporia, KS/Emporia	59	Matt Hockett	P	6-2	215	RJR-Sq	Norman, OK/Norman
6	Adrian Baker	CB	5-11	180	Sr-TR	Hallandale, FL/Chaminade-Madonna/	60	Zachary Crabtree	OL	6-7	310	RSr-3L	Mansfield, TX/Mansfield
						Clemson	62	Jacob Clark	OL	6-3	280	RFR-RS	Rogers, AR/Bentonville
6	Keenen Brown	CW	6-3	250	RJR-1L	Houston, TX/Alief Taylor	63	Sam Walkingstick	LS	5-11	200	RSo-1L	Sallisaw, OK/Sallisaw
7	Ramon Richards	S	5-11	185	Sr-3L	San Antonio, TX/Brackenridge	65	Matt McClurg	OL	6-5	323	Fr-HS	Centennial, CO/Heritage
8	Braydon Johnson	WR	6-1	185	Fr-HS	Arlington, TX/Bowie	66	Lemaefe Galea'i	OL	6-4	340	RJR-1L	Euleus, TX/Trinity
8	Rodarius Williams	CB	6-0	180	RFR-RS	Shreveport, LA/Calvary Baptist	67	Shane Richards	OL	6-8	325	Sr-Sq	Calgary, Alberta, Canada/
9	Gyasi Akem	LB	6-2	239	Sr-3L	Broken Arrow, OK/Broken Arrow							New Mexico Military
9	John Kolar	QB	6-4	200	RSo-Sq	Norman, OK/Norman North	68	Deionte Noel	OL	6-2	325	RJR-Sq	Cibola, TX/Steele
10	Tyrell Alexander	WR	6-1	180	RFR-RS	Lancaster, TX/Lancaster	69	Bailey Wilhite	OL	6-3	292	Fr.	Rowlett, TX / Rowlett
11	Keondre Wudtee	QB	6-4	210	RFR-RS	Bossier City, LA/Parkway	70	Ben Hughes	DT	6-1	325	RSr-Sq	Waco, TX/University
11	Amen Ogbongbemiga	LB	6-0	225	RFR-RS	Calgary, Alberta, Canada/Notre Dame HS	71	Brad Lundblade	OL	6-3	300	Sr-3L	Argyle, TX/Liberty Christian
12	Kirk Tucker	LB	6-1	200	Sr-3L	Tucker, GA/Tucker	72	Johnny Wilson	OL	6-3	310	RSo-Sq	Midland, TX/Midland Christian
12	Ryan Sherry	QB	6-4	205	Fr-HS	Holdenville, OK/Holdenville	73	Teven Jenkins	OL	6-6	310	RFR-RS	Topeka, KS/Topeka
13	Tyron Johnson	WR	6-1	185	RSo-TR	New Orleans, LA/Warren Easton/LSU	74	Larry Joubert	OL	6-4	290	Jr-TR	Oklahoma City, OK/Douglass/NEO A&M JC
13	Lamarcus Morton	CB	6-1	165	Fr-HS	Gilmer, TX/Gilmer	75	Marcus Keyes	OL	6-3	300	RSo-1L	Port Allen, LA/Port Allen
14	Bryce Balous	CB	5-11	185	RSo-Sq	McKinney, TX/North	76	Dylan Galloway	OL	6-5	310	RFR-RS	Dallas, TX/Coppell
14	Taylor Cornelius	QB	6-6	225	RJR-Sq	Bushland, TX/Bushland	77	Tyler Moore	OL	6-4	310	Jr-TR	Galena Park, TX/North Shore/Minnesota
15	Chris Lacy	WR	6-3	205	Sr-3L	DeSoto, TX/DeSoto	78	Aaron Cochran	OL	6-8	350	Sr-TR	Atwater, CA/Buhach Colony/California
16	Devin Harper	LB	6-1	240	RFR-RS	Knoxville, TN/Karns	79	Darrion Daniels	DT	6-3	300	Jr-2L	Dallas, TX/Bishop Dunne
17	Dillon Stoner	WR	6-0	198	RFR-RS	Tulsa, OK/Jenks	79	Matt Kegel	OL	6-5	295	RFR-RS	Chaska, MN/Chaska
18	Za'Carrius Green	S	5-11	205	RSo-Sq	Duncanville, TX/Duncanville	80	Tylan Wallace	WR	6-0	185	Fr-HS	Fort Worth, TX/South Hills
18	Jelani Woods	QB	6-7	235	Fr-HS	Ellenwood, GA/Cedar Grove	81	LC Greenwood	WR	6-3	210	Fr-HS	Garland, TX/Lakeview Centennial
19	Jovi Muñoz	K	5-8	173	Fr-HS	Arlington, TX/Mansfield Summit	82	Cole Walterscheid	DE	6-5	260	RJR-1L	Muenster, TX/Muenster
19	Justin Phillips	LB	6-0	230	RJR-2L	Pearland, TX/Pearland	83	Korie Frausto	WR	6-0	187	RFR-HS	Wichita, KS/Maize South/Army
20	Malcolm Rodriguez	S	6-0	205	Fr-HS	Wagoner, OK/Wagoner	84	Dayton Metcalf	CW	6-4	215	RFR-RS	Hooker, OK/Hooker
22	Ja'Ron Wilson	RB	5-10	225	RFR-RS	Euleus, TX/Trinity	85	Patrick McKaufman	WR	6-6	190	So-TROklahoma City, OK/Douglass, NEO A&M JC	
22	Taoheed Karim	CB	5-11	165	Fr-HS	Oklahoma City, OK/Putnam City North	86	Triston Grant	DE	6-4	235	RFR-RS	Owasso, OK/Owasso
23	Trey Sterling	S	6-1	195	Fr-HS	Sunnyvale, TX/Sunnyvale	86	Baron Odom	CW	6-5	225	Fr-HS	Wynnewood, OK/Wynnewood
24	LD Brown	RB	5-9	193	RFR-RS	Dallas, TX/DeSoto	87	Logan Carter	CW	6-4	245	RFR-RS	Henrietta, TX/Henrietta
25	Malik Kearse	CB	6-0	170	Sr-Sq	Miami, FL/Pace/Fort Scott CC	88	Landon Wolf	WR	5-11	170	RFR-RS	Tulsa, OK/East Central
25	Cole McKnight	WR	5-11	180	RSr-Sq	Cushing, OK/Cushing	89	Austin Parker	WR	6-1	195	RJR-Sq	Grapevine, TX/Grapevine/SE Okla. State
26	Anthony Love	WR	6-4	192	Fr-HS	Lawton, OK/MacArthur	89	Tralund Webber	DE	6-5	250	Sr-1L	Cameron, TX/Yoe/Blinn JC
27	J.D. King	RB	5-11	205	Fr-HS	Fitzgerald, GA/Fitzgerald	90	Taaj Bakari	DT	6-1	305	RSo-Sq	Mansfield, TX/Legacy
28	Thabo Mwaniki	S	5-11	185	Fr-HS	Denton, TX/Guyer	91	DeQuinton Osborne	DT	6-0	305	RSr-1L	Grand Prairie, TX/South Grand Prairie
28	James Washington	WR	6-0	205	Sr-3L	Stamford, TX/Stamford							Kilgore JC
29	Bryce Brown	CB	5-9	180	RSo-Sq	Denton, TX/Guyer	92	Cameron Murray	DT	6-2	290	RFR-RS	Bryant, AR/Bryant
29	Zach Sinor	P	5-10	223	RJR-2L	Castroville, TX/Medina Valley	93	Jarrell Owens	DE	6-3	265	RJR-2L	Palestine, TX/Palestine
30	Chuba Hubbard	RB	6-1	190	Fr-HS	Sherwood Park, Alberta, Canada/Bev Facey	94	Jordan Brailford	DE	6-3	250	RSo-1L	Tulsa, OK/Booker T. Washington
31	Tre Flowers	S	6-3	200	RSr-3L	Converse, TX/Judson	95	Vili Leveni	DE	6-4	280	RSr-2L	Hurst, TX/L.D. Bell
32	Kris McCune	CB	6-2	200	Fr-HS	Forney, TX/Dallas Christian	98	Brendon Evers	DT	6-2	290	Fr-HS	Bixby, OK/Bixby
33	Kevin Henry	LB	6-0	230	RSo-1L	Baton Rouge, LA/Central	99	Trey Carter	DT	6-3	295	RJR-1L	Dallas, TX/Pinkston
35	Chance Cook	S	6-0	190	So-1L	Canadian, TX/Canadian							
36	Rhett Boles	WR	5-11	185	Fr-HS	Tuttle, OK/Tuttle							
37	Javarus Barksdale-Blair	CB	6-0	175	RFR-RS	Lexington, KY/Lafayette							
38	Philip Redwine-Bryant	S	6-2	215	RSo-Sq	Harker Heights, TX/Academy							
38	Gunner Hudson	WR	5-10	180	Fr-HS	Afton, OK/Afton							
39	Jake McClure	P	6-3	195	Fr-HS	Chattanooga, TN/East Hamilton							
40	Luke Hupp	CW	5-10	270	RJR-Sq	Louisburg, KS/Louisburg/Fort Scott CC							
40	Brock Martin	DE	6-4	235	Fr-HS	Oologah, OK/Oologah							
41	Britton Abbott	CW	6-2	255	RJR-1L	Liberal, KS/Liberal							
42	Sione Finefeuiaki	CW	6-0	245	Jr-TR	Santa Clara, CA/Wilcox/							
						College of San Mateo							
44	Patrick Macon	LB	6-3	240	Jr-TR	Memphis, TN/Millington Central/							
						Arizona Western CC							
44	Ethan Garner	CW	6-6	255	Fr-HS	Owasso, OK/Owasso							
45	Chad Whitener	LB	6-0	240	RSr-2L	Mansfield, TX/Mansfield/California							
46	Mike Coats	LB	6-1	228	Fr.	Edmond, OK / Santa Fe							
47	Tyler Ferguson	CW	6-2	260	RJR-Sq	McKinney, TX/Boyd							
48	Dawson Bassett	CW	6-4	245	RSr-2L	Tuttle, OK/Tuttle							
49	Matt Ammendola	K	5-9	195	RSo-1L	Lansdale, PA/North Penn							
50	Ry Schneider	OL	6-3	325	RFR-RS	Minco, OK/Minco							
51	Arlington Hambricht	OL	6-5	305	Jr-TR	Ypsilanti, MI/Belleville/Garden City CC							

PRONUNCIATIONS					
3	Marcell Ateman	EIGHT-man	29	Zach Sinor	SIGH-ner
4	Tracin Wallace	TRAY-sin	30	Chuba Hubbard	CHOO-buh
5	Jerel Morrow	juh-RELL	31	Tre Flowers	TRAY
7	Ramon Richards	ruh-MOAN	42	Sione Finefeuiaki	see-OH-nay
8	Braydon Johnson	BRAY-din			FEE-nay-FAY-you-wee-AH-kee
8	Rodarius Williams	roh-DARE-ee-us			WHITE-ner
9	Gyasi Akem	JAH-see AH-kem	45	Chad Whitener	LAH-too MY-lay
9	John Kolar	KOE-larr	54	Latu Maile	leh-AH-eh-feh
11	Amen Ogbongbemiga	AY-men	66	Lemaefe Galea'i	naw-LAY-uh-eye
		awg-BONG-beh-MEE-guh			TEV-in
11	Keondre Wudtee	kee-AWN-dray	73	Teven Jenkins	joe-BARE
13	Tyron Johnson	TIE-ruhn	74	Larry Joubert	walter-SHIED
14	Bryce Balous	(rhymes with 'malice')	82	Cole Walterscheid	(not walter-SHEED)
18	Za'Carrius Green	zuh-CARE-ee-us			TRAY-luhnd
18	Jelani Woods	jay-LAWN-ee	89	Tralund Webber	TAWJH buh-KAR-ee
22	Ja'Ron Wilson	JAY-ron	90	Taaj Bakari	juh-RELL
25	Malik Kearse	muh-LEEK curse	93	Jarrell Owens	VILL-ee luh-VEN-ee
28	Thabo Mwaniki	TAW-bo MWAH-nee-kee	95	Vili Leveni	

PRONUNCIATIONS

3	Marcell Ateman	EIGHT-man	29	Zach Sinor	SIGH-ner
4	Tracin Wallace	TRAY-sin	30	Chuba Hubbard	CHOO-buh
5	Jerel Morrow	juh-RELL	31	Tre Flowers	TRAY
7	Ramon Richards	ruh-MOAN	42	Sione Finefeuiaki	see-OH-nay
8	Braydon Johnson	BRAY-din			FEE-nay-FAY-you-
8	Rodarius Williams	roh-DARE-ee-us			wee-AH-kee
9	Gyasi Akem	JAH-see AH-kem	45	Chad Whitener	WHITE-ner
9	John Kolar	KOE-larr	54	Latu Maile	LAH-too MY-lay
11	Amen Ogbongbemiga	AY-men	66	Lemaefe Galea'i	lem-AH-eh-feh
		awg-BONG-beh-MEE-guh			naw-LAY-uh-eye
11	Keondre Wudtee	kee-AWN-dray WOOD-tee	73	Teven Jenkins	TEV-in
13	Tyron Johnson	TIE-ruhn	74	Larry Joubert	joe-BARE
14	Bryce Balous	(rhymes with "malice")	82	Cole Walterscheid	walter-SHIED
18	Za'Carrius Green	zuh-CARE-ee-us			(not walter-SHEED)
18	Jelani Woods	jay-LAWN-ee	89	Tralund Webber	TRAY-luhnd
22	Ja'Ron Wilson	JAY-ron	90	Taaj Bakari	TAWJH buh-KAR-ee
25	Malik Kearse	muh-LEEK curse	93	Jarrell Owens	juh-RELL
28	Thabo Mwaniki	TAW-bo MWAH-nee-kee	95	Vili Leveni	VILL-ee luh-VEN-ee



ALPHABETICAL ROSTER

No.	Name	Pos.	Ht.	Wt.	Exp.	Hometown/Previous School	No.	Name	Pos.	Ht.	Wt.	Exp.	Hometown/Previous School
41	Britton Abbott	CW	6-2	255	RJr-1L	Liberal, KS/Liberal	32	Kris McCune	CB	6-2	200	Fr-HS	Forney, TX/Dallas Christian
9	Gyasi Akem	LB	6-2	239	Sr-3L	Broken Arrow, OK/Broken Arrow	85	Patrick McKaufman	WR	6-6	190	So-TR	Oklahoma City, OK/Douglass, NEO A&M JC
10	Tyrell Alexander	WR	6-1	180	RFr-RS	Lancaster, TX/Lancaster	25	Cole McKnight	WR	5-11	180	RSr-Sq	Cushing, OK/Cushing
49	Matt Ammendola	K	5-9	195	RSO-1L	Lansdale, PA/North Penn	84	Dayton Metcalf	CW	6-4	215	RFr-RS	Hooker, OK/Hooker
3	Marcell Ateman	WR	6-4	220	RSr-3L	Dallas, TX/Wylie East	77	Tyler Moore	OL	6-4	310	Jr-TR	Galena Park, TX/North Shore/Minnesota
90	Taaj Bakari	DT	6-1	305	RSO-Sq	Mansfield, TX/Legacy	52	Tanner Morgan	LS	6-1	235	So-1L	Ankeny, IA/Centennial
6	Adrian Baker	CB	5-11	180	Sr-TR	Hallandale, FL/Chaminade-Madonna/ Clemson	5	Jerel Morrow	S	5-10	205	RSr-3L	Emporia, KS/Emporia
14	Bryce Balous	CB	5-11	185	RSO-Sq	McKinney, TX/North	13	Lamarcus Morton	CB	6-1	165	Fr-HS	Gilmer, TX/Gilmer
37	Javarus Barksdale-Blair	CB	6-0	175	RFr-RS	Lexington, KY/Lafayette	19	Jovi Muñoz	K	5-8	173	Fr-HS	Arlington, TX/Mansfield Summit
48	Dawson Bassett	CW	6-4	245	RSr-2L	Tuttle, OK/Tuttle	92	Cameron Murray	DT	6-2	290	RFr-RS	Bryant, AR/Bryant
36	Rhett Boles	WR	5-11	185	Fr-HS	Tuttle, OK/Tuttle	28	Thabo Mwaniki	S	5-11	185	Fr-HS	Denton, TX/Guyer
94	Jordan Brailford	DE	6-3	250	RSO-1L	Tulsa, OK/Booker T. Washington	68	Deionte Noel	OL	6-2	325	RJr-Sq	Cibola, TX/Steele
6	Keenen Brown	CW	6-3	250	RJr-1L	Houston, TX/Alief Taylor	86	Baron Odom	CW	6-5	225	Fr-HS	Wynnewood, OK/Wynnewood
24	LD Brown	RB	5-9	193	RFr-RS	Dallas, TX/DeSoto	11	Amen Ogbongbemiga	LB	6-0	225	RFr-RS	Calgary, Alberta, Canada/Notre Dame HS
29	Bryce Brown	CB	5-9	180	RSO-Sq	Denton, TX/Guyer	91	DeQuinton Osborne	DT	6-0	305	RSr-1L	Grand Prairie, TX/South Grand Prairie/ Kilgore JC
1	Calvin Bundage	LB	6-2	205	So-1L	Edmond, OK/Santa Fe	93	Jarrell Owens	DE	6-3	265	RJr-2L	Palestine, TX/Palestine
87	Logan Carter	CW	6-4	245	RFr-RS	Henrietta, TX/Henrietta	89	Austin Parker	WR	6-1	195	RJr-Sq	Grapevine, TX/Grapevine/SE Okla. State
99	Trey Carter	DT	6-3	295	RJr-1L	Dallas, TX/Pinkston	19	Justin Phillips	LB	6-0	230	RJr-2L	Pearland, TX/Pearland
62	Jacob Clark	OL	6-3	280	RFr-RS	Rogers, AR/Bentonville	38	Philip Redwine-Bryant	S	6-2	215	RSO-Sq	Harker Heights, TX/Academy
46	Mike Coats	LB	6-1	228	Fr	Edmond, OK / Santa Fe	57	Walker Reed	OL	6-6	350	RFr-RS	Norman, OK/North
78	Aaron Cochran	OL	6-8	350	Sr-TR	Atwater, CA/Buhach Colony/California	7	Ramon Richards	S	5-11	185	Sr-3L	San Antonio, TX/Brackenridge
35	Chance Cook	S	6-0	190	So-1L	Canadian, TX/Canadian	67	Shane Richards	OL	6-8	325	Sr-Sq	Calgary, Alberta, Canada/ New Mexico Military
14	Taylor Cornelius	QB	6-6	225	RJr-Sq	Bushland, TX/Bushland	20	Malcolm Rodriguez	S	6-0	205	Fr-HS	Wagoner, OK/Wagoner
60	Zachary Crabtree	OL	6-7	310	RSr-3L	Mansfield, TX/Mansfield	2	Mason Rudolph	QB	6-5	230	Sr-2L	Rock Hill, SC/ Northwestern
2	Darius Curry	S	6-1	205	RSr-2L	Flowery Branch, GA/Flowery Branch	50	Ry Schneider	OL	6-3	325	RFr-RS	Minco, OK/Minco
79	Darion Daniels	DT	6-3	300	Jr-2L	Dallas, TX/Bishop Dunne	12	Ryan Sherry	QB	6-4	205	Fr-HS	Holdenville, OK/Holdenville
3	Kenneth Edison-McGruder	LB	6-0	220	Jr-2L	Houston, TX/Taylor	29	Zach Sinor	P	5-10	223	RJr-2L	Castroville, TX/Medina Valley
98	Brendon Evers	DT	6-2	290	Fr-HS	Bixby, OK/Bixby	56	Enoch Smith, Jr.	DT	6-2	295	Jr-TR	Chicago, IL/Mount Carmel/ Michigan State/Kennedy-King College
47	Tyler Ferguson	CW	6-2	260	RJr-Sq	McKinney, TX/Boyd	23	Trey Sterling	S	6-1	195	Fr-HS	Sunnyvale, TX/Sunnyvale
42	Sione Finefeuiaki	CW	6-0	245	Jr-TR	Santa Clara, CA/Wilcox/ College of San Mateo	17	Dillon Stoner	WR	6-0	198	RFr-RS	Tulsa, OK/Jenks
31	Tre Flowers	S	6-3	200	RSr-3L	Converse, TX/Judson	12	Kirk Tucker	LB	6-1	200	Sr-3L	Tucker, GA/Tucker
83	Korie Frausto	WR	6-0	187	RFr-HS	Wichita, KS/Maize South/Army	63	Sam Walkingstick	LS	5-11	200	RSO-1L	Salinas, OK/Salisaw
66	Lemaefe Galea'i	OL	6-4	340	RJr-1L	Eules, TX/Trinity	4	Tracin Wallace	QB	6-0	175	Fr-HS	Fort Worth, TX/South Hills
76	Dylan Galloway	OL	6-5	310	RFr-RS	Dallas, TX/Coppell	80	Tylan Wallace	WR	6-0	185	Fr-HS	Fort Worth, TX/South Hills
44	Ethan Garner	CW	6-6	255	Fr-HS	Owasso, OK/Owasso	82	Cole Walterscheid	DE	6-5	260	RJr-1L	Muenster, TX/Muenster
86	Triston Grant	DE	6-4	235	RFr-RS	Owasso, OK/Owasso	28	James Washington	WR	6-0	205	Sr-3L	Stamford, TX/Stamford
4	A.J. Green	CB	6-1	180	So-1L	DeSoto, TX/DeSoto	89	Tralund Webber	DE	6-5	250	Sr-1L	Cameron, TX/Yoe/Blinn JC
18	Za'Carrius Green	S	5-11	205	RSO-Sq	Duncanville, TX/Duncanville	45	Chad Whitener	LB	6-0	240	RSr-2L	Mansfield, TX/Mansfield/California
81	LC Greenwood	WR	6-3	210	Fr-HS	Garland, TX/Lakeview Centennial	69	Bailey Wilhite	OL	6-3	292	Fr	Rowlett, TX / Rowlett
51	Arlington Hambricht	OL	6-5	305	Jr-TR	Ypsilanti, MI/Belleville/Garden City CC	56	Larry Williams	OL	6-4	330	RSr-1L	Wilmington, NC/Laney/ East Carolina/Hutchinson CC
16	Devin Harper	LB	6-1	240	RFr-RS	Knoxville, TN/Karns	8	Rodarius Williams	CB	6-0	180	RFr-RS	Shreveport, LA/Calvary Baptist
53	Matt Hembrough	LS	6-3	192	Fr	Lisle, IL / Benet	58	Brett Wilson	OL	6-2	275	RSO-Sq	Cashion, OK/Cashion
33	Kevin Henry	LB	6-0	230	RSO-1L	Baton Rouge, LA/Central	22	Ja'Ron Wilson	RB	5-10	225	RFr-RS	Eules, TX/Trinity
5	Justice Hill	RB	5-10	185	So-1L	Tulsa, OK/Booker T. Washington	72	Johnny Wilson	OL	6-3	310	RSO-Sq	Midland, TX/Midland Christian
59	Matt Hockett	P	6-2	215	RJr-Sq	Norman, OK/Norman	88	Landon Wolf	WR	5-11	170	RFr-RS	Tulsa, OK/East Central
38	Chuba Hubbard	WR	6-1	190	Fr-HS	Sherwood Park, Alberta, Canada/Bev Facey	18	Jelani Woods	QB	6-7	235	Fr-HS	Ellenwood, GA/Cedar Grove
70	Ben Hughes	DT	6-1	325	RSr-Sq	Waco, TX/University	11	Keondre Wudtee	QB	6-4	210	RFr-RS	Bossier City, LA/Parkway
40	Luke Hupp	CW	5-10	270	RJr-Sq	Louisburg, KS/Louisburg/Fort Scott CC							
73	Teven Jenkins	OL	6-6	310	RFr-RS	Topeka, KS/Topeka							
8	Braydon Johnson	WR	6-1	185	Fr-HS	Arlington, TX/Bowie							
13	Tyron Johnson	WR	6-1	185	RSO-TR	New Orleans, LA/Warren Easton/LSU							
74	Larry Joubert	OL	6-4	290	Jr-TR	Oklahoma City, OK/Douglass/NEO A&M JC							
22	Taoheed Karim	CB	5-11	165	Fr-HS	Oklahoma City, OK/Putnam City North							
25	Malik Kearse	CB	6-0	170	Sr-Sq	Miami, FL/Pace/Fort Scott CC							
79	Matt Kegel	OL	6-5	295	RFr-RS	Chaska, MN/Chaska							
75	Marcus Keyes	OL	6-3	300	RSO-1L	Port Allen, LA/Port Allen							
27	J.D. King	RB	5-11	205	Fr-HS	Fitzgerald, GA/Fitzgerald							
9	John Kolar	QB	6-4	200	RSO-Sq	Norman, OK/Norman North							
15	Chris Lacy	WR	6-3	205	Sr-3L	DeSoto, TX/DeSoto							
95	Vili Leveni	DE	6-4	280	RSr-2L	Hurst, TX/L.D. Bell							
26	Anthony Love	WR	6-4	192	Fr-HS	Lawton, OK/MacArthur							
71	Brad Lundblade	OL	6-3	300	Sr-3L	Argyle, TX/Liberty Christian							
44	Patrick Macon	LB	6-3	240	Jr-TR	Memphis, TN/Millington Central/ Arizona Western CC							
54	Latu Maile	DT	6-1	305	So-TR	Eules, TX/Trinity/Tyler JC							
40	Brock Martin	DE	6-4	235	Fr-HS	Oologah, OK/Oologah							
1	Jalen McCleskey	WR	5-10	170	Jr-2L	Covington, LA/St. Paul's							
39	Jake McClure	P	6-3	195	Fr-HS	Chattanooga, TN/East Hamilton							
65	Matt McClurg	OL	6-5	323	Fr-HS	Centennial, CO/Heritage							

PRONUNCIATIONS

9	Gyasi Akem	JAH-see AH-kem	95	Vili Leveni	VILL-ee luh-VEN-ee
3	Marcell Ateman	EIGHT-man	54	Latu Maile	LAH-too MY-lay
90	Taaj Bakari	TAWJH buh-KAR-ee	5	Jerel Morrow	juh-RELL
14	Bryce Balous	(rhymes with "malice")	28	Thabo Mwaniki	TAW-bo MWAH-nee-kee
42	Sione Finefeuiaki	see-OH-nay	11	Amen Ogbongbemiga	AY-men
		FEE-nay-FAY-you-wee-AH-kee			awg-BONG-beh-MEE-guh
31	Tre Flowers	TRAY	93	Jarrell Owens	juh-RELL
66	Lemaefe Galea'i	lem-AH-eh-feh	7	Ramon Richards	ruh-MOAN
		naw-LAY-uh-eye	29	Zach Sinor	SIGH-ner
18	Za'Carrius Green	zuh-CARE-ee-us	4	Tracin Wallace	TRAY-sin
30	Chuba Hubbard	CHOO-buh	82	Cole Walterscheid	walter-SHIED (not walter-SHEED)
73	Teven Jenkins	TEV-in	89	Tralund Webber	TRAY-luhnd
8	Braydon Johnson	BRAY-din	45	Chad Whitener	WHITE-ner
13	Tyron Johnson	TIE-ruhn	8	Rodarius Williams	roh-DARE-ee-us
74	Larry Joubert	joe-BARE	22	Ja'Ron Wilson	JAY-rah
25	Malik Kearse	muh-LEEK curse	18	Jelani Woods	jay-LAWN-ee
9	John Kolar	KOE-larr	11	Keondre Wudtee	kee-AWN-dray WOOD-tee



GAME NOTES

ASSOCIATED PRESS POLL, WEEK 9

RK	TEAM	RECORD	PTS
1	Alabama (61)	8-0	1,525
2	Penn State	7-0	1,444
3	Georgia	7-0	1,409
4	TCU	7-0	1,327
5	Wisconsin	7-0	1,241
6	Ohio State	6-1	1,165
7	Clemson	6-1	1,113
8	Miami (FL)	6-0	1,101
9	Notre Dame	6-1	1,066
10	Oklahoma	6-1	1,040
11	Oklahoma State	6-1	894
12	Washington	6-1	836
13	Virginia Tech	6-1	791
14	NC State	6-1	666
15	Washington State	7-1	648
16	Michigan State	6-1	615
17	South Florida	7-0	604
18	UCF	6-0	500
19	Auburn	6-2	397
20	Stanford	5-2	344
21	USC	6-2	319
22	West Virginia	5-2	196
23	LSU	6-2	182
24	Memphis	6-1	111
25	Iowa State	5-2	98

Others receiving votes: Texas A&M 74, Michigan 60, Mississippi St. 43, San Diego St. 7, Georgia Tech 5, South Carolina 2, Marshall 1, Toledo 1

AMWAY COACHES POLL, WEEK 9

RK	TEAM	RECORD	PTS
1	Alabama (64)	8-0	1,600
2	Penn State	7-0	1,520
3	Georgia	7-0	1,463
4	TCU	7-0	1,385
5	Wisconsin	7-0	1,343
6	Ohio State	6-1	1,244
7	Clemson	6-1	1,173
8	Miami (FL)	6-0	1,172
9	Oklahoma	6-1	1,084
10	Notre Dame	6-1	951
11	Washington	6-1	931
12	Oklahoma State	6-1	926
13	Virginia Tech	6-1	818
14	South Florida	7-0	730
15	NC State	6-1	683
16	Washington State	7-1	636
17	UCF	6-0	561
18	Michigan State	6-1	560
19	Auburn	6-2	455
20	Stanford	5-2	367
21	USC	6-2	321
22	West Virginia	5-2	211
23	LSU	6-2	178
24	Texas A&M	5-2	151
25	Michigan	5-2	121

Memphis 119; Iowa State 32; Mississippi State 19; South Carolina 9; Georgia Tech 8; Arizona 6; Colorado State 4; Kentucky 4; Marshall 3; Boise State 3; Navy 3; Arizona State 2; Appalachian State 1; Florida 1; Syracuse 1; Troy 1.

THE BASICS

The No. 11/12 Oklahoma State football team (6-1 overall; 3-1 Big 12) travels to Morgantown, West Virginia for a matchup with No. 22/22 West Virginia (5-2 overall; 3-1 Big 12) at 11 a.m. CT Saturday in Milan Puskar Stadium.

ON THE AIR

The game will be televised by ABC with Joe Tessitore, Todd Blackledge and Holly Rowe on the call. The contest will also be carried live on the Cowboy Radio Network, with Dave Hunziker handling play-by-play, John Holcomb providing analysis and Robert Allen reporting from the sideline. Fans outside of the Cowboy Radio Network can listen to the OSU broadcast for free through TuneIn Radio or the TuneIn Radio app. The game will also feature a national radio broadcast by Westwood One Sports with Ryan Radtke and Al Groh.

IN THE RANKINGS

Oklahoma State is ranked No. 11 in the Associated Press poll and No. 12 in the Amway Coaches Poll. The Cowboys have been ranked in the top 15 of both polls since week 12 of the 2016 season.

Including this season, OSU has reached the top 15 of the A.P. poll at some point in nine of the past 10 seasons and the top 10 of the A.P. poll in eight of the last 10 seasons. This week's game against West Virginia marks the 91st time in the Cowboys' last 122 games that OSU has been ranked by the A.P. entering a game. West Virginia enters the game ranked No. 22 in both the AP and coaches polls.

Although the first College Football Playoff rankings of 2017 won't be released until October 31, it is worth noting that the Cowboys are one of only seven teams to be ranked in every set of CFP rankings since the beginning of 2015, joining Alabama, Clemson, Florida State, Michigan, Ohio State and Utah.

THE SERIES

Saturday's game marks the ninth contest between the Cowboys and the Mountaineers all-time and the sixth consecutive year the teams have met since WVU joined the Big 12 in 2012. The series is an even split at for wins apiece, with OSU claiming the past two meetings.

West Virginia holds a 2-1 advantage in Morgantown, but OSU's last visit to Milan Puskar Stadium in 2015 ended with a 33-26 overtime win for the Cowboys.

Oklahoma State won last year's meeting in Stillwater, 37-20, to improve Mike Gundy's record against WVU to 3-2. Dana Holgorsen was at the helm for each of those games, and thus holds a 2-3 record against the Cowboys.

OKLAHOMA STATE FROM A DISTANCE

Oklahoma State is 6-1 on the year and enters Saturday's game fresh off a 13-10 overtime win at Texas last week.

OSU has the nation's best offense at 584.6 yards per game, but it was the Cowboy defense that won the game against the Longhorns. The OSU defense held Texas to 42 yards rushing with a 1.3 yards per carry average and to just 3-of-17 on third down conversions. The Longhorns' 10 points were their lowest total of the season and eight of their 14 drives ended with a three-and-out. On top of all that, it was a Ramon Richards interception in the end zone on the game's final play that sealed the win for OSU.

For most of the season, however, it has been the Cowboy offense that has generated the headlines. Heisman candidate QB Mason Rudolph leads the nation in passing yards and passing yards per game and is among the national leaders in every important passing statistic. He's thrown for more than 300 yards in seven of his last eight games and just tied Mike Gundy for the OSU wins record as a starting QB.

Rudolph's top target James Washington leads the nation with 130.6 receiving yards per game and he and Marcell Ateman have hit the 100-yard mark in four of their last five games. On top of that, running back Justice Hill is the Big 12's leading rusher with 750 yards and has hit 100 yards in four straight games.

WEEKLY MEDIA CALENDAR

23
Monday

10:20 a.m. CT
Mike Gundy on
Big 12 Coaches
Teleconference

11 a.m. CT
Mike Gundy
Media Luncheon

24
Tuesday

5:35 p.m. CT
Selected
Cowboy play-
ers available
after practice in
the Sherman E.
Smith Training
Center

25
Wednesday

5 p.m. CT
Cowboy Foot-
ball Roundup
TV Show Airst
on Fox Sports
Oklahoma

26
Thursday

No availability

27
Friday

No availability
except for net-
work TV

28
Saturday

11 a.m. CT
OSU vs. West
Virginia



GAME NOTES

WEST VIRGINIA FROM A DISTANCE

West Virginia enters the game at 5-2 on the year and is ranked 22nd in both major polls. The Mountaineers are tied with the Cowboys in the Big 12 standings with a 3-1 conference record, and their only losses this season were decided by one possession at the hands of then-No. 8 TCU and then-No. 21 Virginia Tech.

WVU has won back-to-back games, including a 46-35 win over Texas Tech in which WVU trailed by 18 points and a 38-36 win last week over Baylor in which WVU led by 25 points.

Quarterback Will Grier threw five touchdown passes in both of those games and has topped 300 yards passing six times this season. Grier leads the nation with 26 passing touchdowns this season and wide receiver David Sills is the FBS leader with 15 receiving touchdowns.

Oklahoma State is the fourth ranked opponent West Virginia has faced this season.

AN OKLAHOMA STATE WIN WOULD...

- Give it three straight wins over West Virginia.
- Improve its record to 5-0 in true road games this season.
- Improve the Cowboys to 4-2 in their last six games against opponents ranked in the A.P. Poll.
- Give the Cowboys wins in 14 of their last 16 true road games.
- Give the Cowboys wins in 15 of their last 17 games overall.
- Mark the sixth time it has started 7-1 or better during the Mike Gundy era.
- Improve its all-time record against West Virginia to 5-4.
- Improve Mike Gundy's record against West Virginia to 4-2.
- Improve Mike Gundy's career record in conference games to 67-40.
- Improve the Cowboys to 48-19 in Big 12 Conference games since 2010.

NOTABLE STREAKS AND TRENDS ENTERING THE GAME

- Oklahoma State has won 14 of its last 16 games overall.
- OSU is 13-1 in its last 14 games decided by less than 10 points.
- QB Mason Rudolph has thrown 41 touchdown passes against just six interceptions in his last 16 games.
- James Washington and Marcell Ateman each have 100 receiving yards in four of their last five games.
- James Washington has at least one catch in 39 straight games - the second-longest active streak in FBS.
- Receiver Jalen McCleskey has at least one catch in each of his last 29 games.
- Running back Justice Hill has rushed for at least 100 yards in four straight games and in eight of his last 11 games. The last time a Cowboy rushed for at least 100 yards in four straight games was Joseph Randle in the first four games of the 2012 season. An OSU back hasn't rushed for at least 100 yards in five consecutive games since Kendall Hunter accomplished the feat in 2010.
- OSU is outscoring opponents, 87-20, in first quarters this year. The Cowboy defense has pitched a first-quarter shutout in four of its seven games this season.
- OSU has won three straight overtime games.
- OSU has outrushed its opponent in seven of its last eight games and in nine of its last 11 games.
- Oklahoma State has won 28 of its last 35 games overall, dating back to the end of the 2014 season.
- OSU has forced at least one turnover in 21 straight games and in 30 of the last 31 games, dating to 2015.
- OSU has scored a defensive touchdown in three of its last seven games.
- Dating back to 2005, the Cowboys have won 30 of their last 32 games when not committing a turnover.
- Dating back to 2008, the Cowboys have won 53 of their last 58 games when winning the turnover battle.
- Oklahoma State has held its last 15 opponents to a total of minus-23 punt return yards.

CONNECTIONS

- West Virginia head coach Dana Holgorsen was the offensive coordinator at Oklahoma State in 2010.
- West Virginia offensive coordinator and quarterbacks coach Jake Spavital was a graduate assistant at Oklahoma State in 2010.
- West Virginia offensive line coach Joe Wickline coached at Oklahoma State from 2005 through 2013.
- Oklahoma State linebacker Kenneth Edison-McGruder and Cowboy back Keenen Brown and West Virginia wide receiver Alejandro Marengo III went to Alief Taylor High School in Houston, Texas.
- Oklahoma State linebacker Kirk Tucker and West Virginia safety E.J. Brown went to Tucker High School in Georgia.



LAST MEETING

Oct. 29, 2016 | Stillwater, Okla.
Attendance: 59,584 | TV: FOX

WEST VIRGINIA ^{10/9}	20
OKLAHOMA STATE ^{RV/RV}	37

Captains: Ashton Lampkin, Chris Carson, Barry J. Sanders, Brad Lundblade

Score by Quarters	1	2	3	4	Score
West Virginia	3	7	0	10	20
Oklahoma State	6	14	7	10	37

Scoring Summary

1st	10:57	WVU	Molina, Mike 36 yd field goal	11-56 4:03, WVU 3 - OSU 0
	07:02	OSU	Grogan, Ben 32 yd field goal	8-49 3:55, WVU 3 - OSU 3
	01:25	OSU	Grogan, Ben 25 yd field goal	10-71 3:22, WVU 3 - OSU 6
2nd	11:28	WVU	Gibson, S. 19 yd pass from Howard, S. (Molina kick)	12-75 4:57, WVU 10 - OSU 6
	08:26	OSU	Lacy, Chris 5 yd pass from Rudolph (Grogan kick)	2-13 0:41, WVU 10 - OSU 13
	00:15	OSU	McCleskey, J. 3 yd pass from Rudolph (Grogan kick)	15-78 5:01, WVU 10 - OSU 20
3rd	02:08	OSU	Rudolph, Mason 2 yd run (Grogan, Ben kick)	3-9 1:18, WVU 10 - OSU 27
4th	14:50	WVU	Howard, Skyler 12 yd run (Molina, Mike kick)	9-75 2:18, WVU 17 - OSU 27
	08:58	WVU	Molina, Mike 21 yd field goal	10-79 4:14, WVU 20 - OSU 27
	05:15	OSU	Lacy, Chris 7 yd pass from Rudolph, M. (Grogan kick)	9-67 3:43, WVU 20 - OSU 34
	01:39	OSU	Grogan, Ben 22 yd field goal	4-4 2:38, WVU 20 - OSU 37

	WVU	OSU
FIRST DOWNS	27	17
RUSHES-YARDS (NET)	41-209	31-85
PASSING YDS (NET)	212	273
Passes Att-Comp-Int	39-24-2	36-26-0
TOTAL OFFENSE PLAYS-YARDS	80-421	67-358
Fumble Returns-Yards	0-0	1-5
Punt Returns-Yards	2-1	1-7
Kickoff Returns-Yards	1-27	2-51
Interception Returns-Yards	0-0	2-85
Punts (Number-Avg)	3-45.3	4-44.8
Fumbles-Lost	1-1	0-0
Penalties-Yards	6-46	3-30
Possession Time	30:09	29:51
Third-Down Conversions	8 of 16	8 of 16
Fourth-Down Conversions	0 of 0	0 of 0
Red-Zone Scores-Chances	4-4	7-7
Sacks By: Number-Yards	1-5	4-38

RUSHING: West Virginia-Crawford, J 14-87; McKoy, Kennedy 10-83; Shell, Rushel 7-38; Durante, Jovon 1-20; TEAM 1-minus 2; Howard, Skyler 8-minus 17. Oklahoma State-Hill, Justice 19-54; Carson, Chris 5-15; Rudolph, Mason 5-10; Sanders, Barry J. 1-5; Childs, Rennie 1-1.

PASSING: West Virginia-Howard, Skyler 24-39-2-212. Oklahoma State-Rudolph, Mason 26-36-0-273.

RECEIVING: West Virginia-Shorts, Daikiel 8-82; White, Ka'Rawn 6-60; Durante, Jovon 3-9; Gibson, Shelton 2-33; Crawford, J 2-8; Mathis, Devonte 1-13; McKoy, Kennedy 1-4; Shell, Rushel 1-3. Oklahoma State-McCleskey, Jalen 11-66; Washington, James 6-117; Lacy, Chris 3-31; Seales, Jhajuan 3-21; Jarwin, Blake 1-23; Veatch, Zac 1-8; Carson, Chris 1-7.

INTERCEPTIONS: West Virginia-None. Oklahoma State-Richards, Ramon 1-59; Henry, Kevin 1-26.

FUMBLES: West Virginia-Howard, Skyler 1-1. Oklahoma State-None.



GAME NOTES

STATE OF THE PROGRAM



The list of Oklahoma State products now in the NFL includes three Pro Bowlers - kicker Dan Bailey of the Dallas Cowboys, receiver Dez Bryant of the Dallas Cowboys, and offensive lineman Russell Okung of the Los Angeles Chargers. The complete list:

Player	Team	Position
Dan Bailey	Dallas Cowboys	K
Dez Bryant	Dallas Cowboys	WR
Chris Carson	Seattle Seahawks	RB
Michael Hunter	New York Giants	CB
Ashton Lampkin	Kansas City Chiefs	CB
Emmanuel Ogbah	Cleveland Browns	DL
Russell Okung	Los Angeles Chargers	OT
Tyler Patmon	Jacksonville Jaguars	CB
Kevin Peterson	Los Angeles Rams	CB
Lenzy Pipkins	Green Bay Packers	CB
Lane Taylor	Green Bay Packers	OG
Vincent Taylor	Miami Dolphins	DT
Brandon Weeden	Tennessee Titans	QB

Since Mike Gundy took over as head coach in 2005, Oklahoma State has produced 21 NFL draft picks. The list:

OSU'S DRAFT PICKS UNDER MIKE GUNDY

Year	Rd.	Pick	Player	Pos.	Team
2005	2	56	Darrent Williams	CB	Denver Broncos
2005	3	73	Vernand Morency	RB	Houston Texans
2005	7	249	Billy Bajema	TE	San Francisco 49ers
2006	6	199	Charlie Johnson	T	Indianapolis Colts
2007	4	132	Ryan McBean	DE	Pittsburgh Steelers
2007	6	209	Corey Hilliard	OT	New England Patriots
2009	1	20	Brandon Pettigrew	TE	Detroit Lions
2010	1	6	Russell Okung	OL	Seattle Seahawks
2010	1	24	Dez Bryant	WR	Dallas Cowboys
2010	5	137	Perrish Cox	DB	Denver Broncos
2010	7	250	Zac Robinson	QB	New England Patriots
2011	4	115	Kendall Hunter	RB	San Francisco 49ers
2012	1	5	Justin Blackmon	WR	Jacksonville Jaguars
2012	1	22	Brandon Weeden	QB	Cleveland Browns
2012	6	190	Markelle Martin	S	Tennessee Titans
2013	5	151	Joseph Randle	RB	Dallas Cowboys
2014	1	8	Justin Gilbert	CB	Cleveland Browns
2015	7	252	Josh Furman	DB	Denver Broncos
2016	2	32	Emmanuel Ogbah	DE	Cleveland Browns
2017	6	194	Vincent Taylor	DT	Miami Dolphins
2017	7	249	Chris Carson	RB	Seattle Seahawks

Team and Player Notes

WIN INDICATORS

There are many things that go into whether a team wins a game, but a long-term look at the trends during Mike Gundy's tenure at Oklahoma State shows that winning the turnover battle and winning the run game are two of the easiest ways to predict an OSU victory.

Since 2005, when the Cowboys win the turnover battle, they are 63-8 (88.7 pct.) They are 29-2 (93.5 pct.) in games when they commit zero turnovers. OSU is 82-20 under Gundy when outrushing the opponent (80.4 pct.) and is 35-5 when holding the opponent under 100 yards on the ground (87.5 pct.).

History also shows that OSU is tough to beat when it takes a lead into halftime, as the Cowboys are 86-7 when leading at intermission under Gundy (92.5 pct.).

WEEK NINE TALKING POINTS - OFFENSE

► Oklahoma State ranks No. 1 nationally in total offense with 584.6 yards per game. The Cowboys average nearly eight yards per offensive snap, and have had at least 428 offensive yards in every game this season - going over 500 yards in five of seven games. OSU averages 25.7 points before halftime.

► One of the major contributing factors is balance. The Cowboys have attempted 273 rushes and 248 passes on the season, scoring 17 rushing touchdowns and 19 passing touchdowns. 12 different Cowboys have scored a touchdown this season and five different Cowboys have scored at least four TDs this year.

► Oklahoma State has rushed for more than 200 yards in two of its last three games and in three of its seven games this season. The Cowboys average 191.9 rushing yards per game through seven games. The last time they averaged that many rushing yards per game was 2012, at 215.3.

► Already OSU's all-time leading passer, Mason Rudolph continues to rewrite the record book at Oklahoma State. He owns no fewer than 30 school records, and he adds more to his résumé each week. With 459 passing yards against Baylor, Rudolph tied Brandon Weeden's school record with his seventh career 400-yard passing game. Rudolph has also hit the 300-yard passing mark seven times in his last eight games. The next records he's likely to claim are the OSU career marks for passing touchdowns (he needs one), completions (he needs nine) and touchdowns responsible for (he needs one).

► Cowboy receivers James Washington and Marcell Ateman have each recorded 100-yard receiving performances in four games of their last five games.

► James Washington has lived up to the hype as the preseason Biletnikoff Award favorite and preseason A.P. All-American. He's gone over 100 yards receiving in every game but two and he leads the nation with 130.6 receiving yards per game. Washington averages a staggering 24.05 yards per reception. He finished the Baylor game with 235 yards to match Rashaun Woods' school record of three career 200-yard games.

► Another reason for OSU's offensive success is its ability to convert on third down. The Cowboys rank ninth nationally with a 50 percent conversion rate on third downs and are sixth nationally with 194 offensive first downs on the season, highlighting some of the many frustrations of defending the OSU offense.

RUDOLPH ON THE SHORT LIST FOR THE HEISMAN TROPHY

Since having his redshirt pulled in week 11 of the 2014 season, Mason Rudolph has quarterbacked Oklahoma State to a 28-7 record as a starter and has led the Cowboys to nine victories in games in which they trailed during the second half.

Rudolph owns no fewer than 30 school records, and last game he tied an OSU record with his 28th career win as a starting quarterback. He's hit 300 yards passing in seven of his last eight games and in nine of his last 12 games, dating back to last season. His seven straight games with 300 yards passing marked the longest in OSU history. Including his school-record 423 passing yards in the first half against Pittsburgh, Rudolph has surpassed 300 yards passing in a half on three occasions - a feat that had only been accomplished twice in Oklahoma State history prior to last season. He set the school record for passing yards in a game with 540 in OSU's win over Pitt last season and is OSU's career passing leader and OSU's career leader in total offense. He was the only quarterback in the country last season to throw for more than 4,000 yards with fewer than five interceptions, and this season he's thrown for 2,650 yards and 19 touchdowns against just four interceptions.

Rudolph has been tabbed as the No. 1 senior quarterback in the country by Mel Kiper. He's on the watch lists for the Maxwell Award, the Wuerffel Trophy, the Johnny Unitas Golden Arm Award, the Davey O'Brien National Quarterback Award, the Manning Award and the Allstate AFCA Good Works Team.

He's also been picked to win the most famous of them all: the Heisman Trophy.



GAME NOTES

RUDOLPH MATCHES OSU WINS RECORD

Mason Rudolph holds no fewer than 30 school records at Oklahoma State and is in position to set OSU career records for pass completions, passing touchdowns and points responsible for, among others. He set the career passing yards record in week two, the total offense record against TCU and last week at Texas, tied Mike Gundy as OSU's all-time winningest quarterback with his 28th win as a starter. All tolled, he sports a 28-7 career record as Oklahoma State's starter and needs only one more win to stand alone atop the list. A look at where he stands entering this week's game vs. West Virginia:

Rank	Name	Years as a Starter	Record
1.	Mason Rudolph	2014-2017	28-7
	Mike Gundy	1986-1989	28-14
3.	Brandon Weeden	2010-2011	23-3
4.	Zac Robinson	2007-2009	23-13

MASON RUDOLPH: THE NUMBERS SPEAK FOR THEMSELVES

Now in his final season of college football, Rudolph's numbers are among the best in the nation when it comes to both career and season rankings. A look at how his numbers rank among all FBS players:

Career Ranking Among Active FBS Players

Rank	Statistic	Value
1.	Total Offense Yds Per Play	8.16
2.	Passing Yards per Attempt	9.47
2.	Passing Yards Per Game	315.7
3.	Passing Yards	11,364
3.	Total Offense	11,414
5.	Passing Attempts	1200
5.	Passing Completions	758
5.	Passing Efficiency	159.56
5.	Total Offense Per Game	317.1

2017 FBS Rankings

Rank	Statistic	Value
1.	Passing Yards	2,650
1.	Passing Yards Per Game	378.6
2.	Passing Yards per Completion	16.46
2.	Total Offense	386.7
3.	Passing Efficiency	181.1
3.	Yards per Pass Attempt	10.95
4.	Points Responsible For	150
4.	Points Responsible For Per Game	21.4

THROWING DARTS - LONG COMPLETIONS

One of the most impressive parts of Rudolph's game is his ability to avoid interceptions, not just this year, but throughout his career. Despite attempting 448 passes in 2016, he was only picked off four times. He was the only quarterback in the country who surpassed 4,000 passing yards with less than five interceptions last season.

Rudolph's interception numbers are even more impressive considering a large percentage of his passes are downfield, not short and easy throws. Rudolph was third nationally last year in 30-plus yard completions and he was the only quarterback in the country with four completions of at least 80 yards.

He leads the nation in completions of at least 20, 30, 40 and 60 yards this season. A look at the national leaders in 30-plus yard completions:

Rk	Player, School	G	10+	20+	30+	40+	50+	60+	70+	80+	90+	TD	Int.
1.	Mason Rudolph, Oklahoma State	7	98	43	25	16	8	6	2	1	0	19	4
2.	Will Grier, West Virginia	7	87	34	21	13	8	5	2	0	0	26	5
3.	Shea Patterson, Ole Miss	7	86	28	18	12	7	4	4	0	0	17	9
3.	Bryant Shirreffs, UConn	7	71	29	18	10	7	4	2	1	0	13	4
5.	Mason Fine, North Texas	7	71	30	17	12	3	2	2	0	0	16	7
5.	Drew Lock, Missouri	7	76	33	17	14	12	6	1	0	0	23	8

300, 300, 300, 300, 300 ...

With 459 passing yards against Baylor, Rudolph increased his school record for career games with at least 300 yards passing to 18. It also marked his sixth 300-yard game of the season, which is the second-most of any quarterback in the country this year.

A look at the national leaders in 300-yard games this season:

Rk	Name	300-Yd Games	Games Played	Yards	Yards/G
1.	Will Grier, West Virginia	7	7	2,467	352.4
2.	Mason Rudolph, Oklahoma State	6	7	2,650	378.6
	Tyler Rogers, New Mexico State	6	7	2,495	356.4
	Baker Mayfield, Oklahoma	6	7	2,347	335.3
5.	Josh Rosen, UCLA	5	7	2,620	374.3
	Nic Shimonek, Texas Tech	5	7	2,341	334.4
	Shea Patterson, Ole Miss	5	7	2,259	322.7
	Nick Stevens, Colorado State	5	8	2,486	310.8
	Lamar Jackson, Louisville	5	8	2,478	309.8

STATE OF THE PROGRAM

FIRST-ROUND PICKS, 2009-17 (BIG 12)

1. Oklahoma State	6
Baylor	6
3. Oklahoma	5
4. Texas	4
West Virginia	4
6. TCU	3
7. Texas Tech	2
8. Kansas State	1
9. Iowa State and Kansas	0

FIRST-ROUND PICKS, 2009-17 (NATIONAL)

1. Alabama	22
2. Florida	13
Ohio State	13
4. Florida State	10
LSU	10
6. Texas A&M	9
USC	9
8. Missouri	8
Clemson	8
10. Georgia	7
North Carolina	7
Wisconsin	7
11. Oklahoma State	6
Baylor	6
Louisville	6
Notre Dame	6
Mississippi	6
Tennessee	6
Washington	6
Stanford	6
21. California	5
Oklahoma	5
Oregon	5

MOST 10-WIN SEASONS, 2010-2017

1. Alabama	7
2. Florida State	6
Ohio State	6
Stanford	6
Oklahoma	6
6. Oklahoma State	5
Michigan State	5
Oregon	5
Wisconsin	5
Boise State	5
Clemson	5
12. TCU	4
Baylor	4
Georgia	4
LSU	4

RECORD IN BIG 12 GAMES SINCE 2010

1. Oklahoma	52-14	.788
2. Oklahoma State	47-19	.712
3. Kansas State	39-26	.600
3. Baylor	39-26	.600
5. TCU*	29-20	.592
6. West Virginia*	25-23	.521
7. Texas	31-34	.477
8. Texas Tech	23-43	.348
9. Iowa State	18-48	.273
10. Kansas	4-62	.060

* TCU and West Virginia didn't join the Big 12 until 2012.



GAME NOTES

COWBOYS IN CLOSE GAMES

Success in close games has been part of Mike Gundy's career success. A look at how the Cowboys have fared in close games (less than 10 points separating the final score) during his head coaching career, which spans from 2005 to the present:

2005

Montana State	W	15-10
Missouri	L	31-38
No. 13 Texas Tech	W	24-17

2006

at Houston	L	25-34
at Kansas State	L	27-31
No. 23 Texas A&M	L	33-34 (OT)
at Texas Tech	L	24-30
No. 13 Oklahoma	L	21-27
Alabama (Independence Bowl)	W	34-31

2007

Texas Tech	W	49-45
at Texas A&M	L	23-24
No. 25 Kansas State	W	41-39
No. 14 Texas	L	35-38

2008

at No. 3 Missouri	W	28-23
at No. 1 Texas	L	24-28

2009

at Texas A&M	W	36-31
Texas Tech	W	24-17
Colorado	W	31-28

2010

Troy	W	41-38
Texas A&M	W	38-35
No. 14 Oklahoma	L	41-47

2011

at No. 8 Texas A&M	W	30-29
No. 17 Kansas State	W	52-45
at Iowa State	L	31-37 (OT)
No. 4 Stanford (Fiesta Bowl)	W	41-38 (OT)

2012

No. 12 Texas	L	36-41
at Kansas	W	20-14
at No. 14 Oklahoma	L	48-51 (OT)
at Baylor	L	34-41

2013

at West Virginia	L	21-30
Kansas State	W	33-29
No. 18 Oklahoma	L	24-33

2014

vs. No. 1 Florida State	L	31-37
at Kansas	W	27-20
at No. 18 Oklahoma	W	38-35 (OT)
Washington (Cactus Bowl)	W	30-22

2015

at Texas	W	30-27
Kansas State	W	36-34
at West Virginia	W	33-26 (OT)
at Iowa State	W	35-31

2016

Central Michigan	L	27-30
Pittsburgh	W	45-38
Iowa State	W	38-31
at Kansas State	W	43-37
Texas Tech	W	45-44

2017

Texas Tech	W	41-34
at Texas	W	13-10 (OT)

THE BEST WIDE RECEIVER IN THE COUNTRY

James Washington is Rudolph's top target, and he leads the nation in several statistical categories of his own. His 32 career receiving touchdowns are the highest total among all active FBS players - and are four in front of second place. He also leads all active players with 3,837 career receiving yards - nearly 600 yards in front of the next best - and is No. 1 in college football with 20.2 yards per catch in his career. A midseason All-American by several publications including the Associated Press, Washington is the consensus pick as the nation's top receiver and he's the favorite to win the Biletnikoff Award. The Stamford, Texas, native is also on the watch lists for the Walter Camp Award and the Maxwell Award, which are both presented to the nation's top player.

This season, he's the nation's leading receiver with 130.6 yards per game, despite sitting out the fourth quarter in four blowout wins.

WASHINGTON IN THE OSU RECORD BOOKS, TOO

Washington is one of only three Cowboys ever with 10 or more receiving touchdowns in multiple seasons, joining two-time Biletnikoff Award winner Justin Blackmon and NFL first-round draft pick Rashaun Woods. He is also one of five OSU players in history with multiple 1,000-yard seasons, joining Blackmon, Woods, Hart Lee Dykes and Adarius Bowman.

He is second on OSU's career receiving yards list with 3,837 and will become OSU's all-time receiving yards leader if he keeps producing at his current rate. He is averaging 130.6 receiving yards per game this season.

Rk	Yards	Player	Years at OSU
1.	4,414	Rashaun Woods (293-4414)	1999-03
2.	3,837	James Washington (190-3837)	2014-17
3.	3,564	Justin Blackmon (253-3564)	2008-11

Washington is also working his way up the OSU list for career receiving touchdowns, where he sits third after game seven of 2017.

Rk	TD Catches	Player	Years at OSU
1.	42	Rashaun Woods	1999-03
2.	40	Justin Blackmon	2008-11
3.	32	James Washington	2014-17
4.	31	Hart Lee Dykes	1985-88

WASHINGTON AND THE LONG BALL

Washington averages more than 24 yards per catch this year to rank among the FBS leaders in yards per catch. His career average of 20.2 yards per catch makes him the NCAA's active career leader. When Rudolph throws long, there's a good chance he's hitting Washington.

Remarkably, Washington's career average for yards per touchdown catch is 44.9 yards. 16 of his 32 career touchdown catches have gained at least 40 yards and 22 have gained at least 30 yards. Four of his six touchdown catches this season have gained more than 60 yards. Entering the West Virginia game, Washington leads the nation in receptions of 20-plus, 30-plus, 40-plus, 50-plus and 60-plus yard receptions this season. How he stacks up nationally, sorted by leaders of 30-plus yard catches:

Rk	Player, School	G	10+	20+	30+	40+	50+	60+	70+	80+	90+
1.	James Washington, Oklahoma State	7	27	15	12	8	5	4	2	1	0
2.	James Gardner, Miami (OH)	8	30	13	9	2	1	0	0	0	0
3.	DJ Chark, LSU	8	15	12	8	5	1	0	0	0	0
3.	Gary Jennings, West Virginia	7	25	9	8	4	2	1	0	0	0
3.	Anthony Miller, Memphis	7	32	12	8	3	1	0	0	0	0
6.	Marcell Ateman, Oklahoma State	7	24	12	7	4	2	2	0	0	0
6.	A.J. Brown, Ole Miss	7	23	9	7	6	4	2	2	0	0
6.	Davon Grayson, ECU	8	31	12	7	4	1	1	1	0	0
6.	Jalen Guyton, North Texas	7	17	11	7	5	3	2	2	0	0
6.	Steve Ishmael, Syracuse	8	34	10	7	1	1	0	0	0	0
6.	McLane Mannix, Nevada	8	19	9	7	5	3	1	1	0	0
6.	Thomas Owens, FIU	6	21	9	7	4	3	1	1	0	0
6.	David Sills V, West Virginia	7	24	10	7	5	3	2	1	0	0



GAME NOTES

THREE'S COMPANY

As evidence of the Cowboys' depth at receiver, James Washington, Marcell Ateman and Jalen McCleskey all have at least four touchdown receptions on the year. They are one of just three trios in the country who can make that claim at the time.

They teamed up long before this season, though. A look at the top active FBS receiving duos ranked by combined career catches:

Rank	Duo	Catches
1. Syracuse	Ervin Philips (195), Steve Ishmael (180)	375
2. Middle Tennessee	Richie James (244), Ty Lee (106)	350
3. Memphis	Anthony Miller (197), Phil Mayhue (129)	326
4. Oklahoma State	James Washington (190), Jalen McCleskey (135)	325
5. Oklahoma State	James Washington (190), Marcell Ateman (120)	310
6. Colorado	Shay Fields (179), Bryce Bobo (130)	309
7. Colorado	Shay Fields (179), Devin Ross (124)	303
8. Washington State	Jamal Morrow (171), Robert Lewis (117)	288

OFFENSIVE BENCHMARKS

Among the statistical categories that the OSU coaches prioritize when grading their own offense are the following: rushing yards per carry, explosive plays (20 yards or longer), minimizing turnovers and avoiding negative yardage plays. A game-by-game look at how the Cowboys grade out in those areas in 2017:

Opponent	YPC	20+ Plays	TOs	Neg. Plays	Res.
Tulsa	9.0	7	2	9	W
at South Alabama	4.4	4	0	2	W
at Pittsburgh	3.0	14	2	5	W
TCU	4.6	5	4	6	L
at Texas Tech	5.0	10	1	3	W
Baylor	7.3	11	2	4	W
at Texas	2.9	5	1	4	W
at West Virginia					
Oklahoma					
at Iowa State					
Kansas State					
Kansas					
Totals	4.9	56	12	33	6-1

WEEK NINE TALKING POINTS - DEFENSE

- The Cowboy defense is coming off of its best performance of the year last week at Texas. The Cowboys held Texas to 42 yards rushing with a 1.3 yards per carry average, and to just 3-of-17 on third down conversions. The Longhorns' 10 points were their lowest total of the season and eight of their 14 drives ended with a three-and-out. On top of that, Ramon Richards sealed the win with an interception in the end zone on the game's final play to extend OSU's streak of consecutive games forcing a turnover to 21.
- That performance was the just the latest in a stretch of impressive outings. In the Cowboys' game before Texas, they held Baylor to just 16 points - its lowest scoring output in a Big 12 game since 2009. In the game prior to that, the Cowboys held Texas Tech's then-FBS No. 3 offense to 11 points below its scoring average, and that's including seven points the OSU offense surrendered on a pick-six for the Red Raiders.
- The Cowboys have allowed only four passing touchdowns in seven games this season. Only Washington and Penn State have allowed fewer. Oklahoma State's defense has broken up 16 passes in the last three games - seven vs. Texas Tech, five vs. Baylor and four vs. Texas.
- Safety Tre Flowers is the leader of the Cowboy secondary. His eight passes defended this year rank second in the Big 12. Against Texas Tech, he finished with a career-best three pass break ups, including PBUs on Texas Tech's final two pass attempts of the game to seal the OSU win.
- The Cowboys got their first blocked kick of the season when Devin Harper blocked a Texas Tech punt. It was the first of the year for OSU and continued a mark of success, as OSU has now blocked 20 kicks since start of the 2013 season.
- The Oklahoma State defense has not allowed a first-quarter point in four of seven games this season, and has allowed just 20 first-quarter points all year.
- The Cowboys have forced a turnover in 21 consecutive games, including 12 this season. Forcing turnovers has long been an emphasis for OSU defensive coordinator Glenn Spencer.

SITUATIONAL RECORDS

	2017	Gundy Era
Home	2-1	62-20
Away	4-0	39-26
Neutral	0-0	10-5
Natural Grass	1-0	14-16
Artificial Turf	5-1	96-35
Day Games	3-1	63-26
Night Games	3-0	47-25
vs. Ranked Opponents	0-1	20-30
August	1-0	3-1
September	3-1	39-10
October	2-0	35-13
November	0-0	25-20
December	0-0	5-4
January	0-0	3-3
Leading at Halftime	5-0	86-7
Trailing at Halftime	0-1	20-41
Tied at Halftime	1-0	4-3
Scoring First	5-0	75-22
Opponent Scoring First	1-1	35-29
Score < 20 Points	1-0	2-13
Score 20+ Points	5-1	106-38
Score 30+ Points	5-1	96-19
Score 40+ Points	5-0	62-4
Opponent Scores < 20 Points	3-0	53-0
Opponent Scores 20+ Points	3-1	56-50
Opponent Scores 30+ Points	1-1	27-43
Opponent Scores 40+ Points	0-1	4-27
Gain < 20 First Downs	0-0	17-23
Gain 20+ First Downs	6-1	92-28
Opponent Gains < 20 First Downs	3-0	53-12
Opponent Gains 20+ First Downs	3-1	57-39
More Rushing Yards Than Opponent	6-0	82-20
Fewer Rushing Yards Than Opponent	0-1	28-31
Rush For < 100 Yards	0-0	12-11
Rush For 100+ Yards	6-1	98-40
Opponent Rushes For < 100 Yards	3-0	35-5
Opponent Rushes For 100+ Yards	3-1	75-46
More Passing Yards Than Opponent	6-1	76-18
Fewer Passing Yards Than Opponent	0-0	34-33
Pass For < 200 Yards	0-0	19-19
Pass For 200+ Yards	6-1	91-32
Opponent Passes For < 200 Yards	3-0	40-9
Opponent Passes For 200+ Yards	3-1	70-42
Pass For < 300 Yards	0-0	54-33
Pass For 300+ Yards	5-1	53-18
Opponent Passes For < 300 Yards	4-1	85-27
Opponent Passes For 300+ Yards	1-0	24-24
More Total Yards Than Opponent	6-1	87-13
Fewer Total Yards Than Opponent	0-0	23-38
Gain < 300 Total Yards	0-0	3-11
Gain 300+ Total Yards	6-1	107-40
Opponent Gains < 300 Total Yards	2-0	26-1
Opponent Gains 300+ Total Yards	4-1	84-50
Commit No Turnovers	1-0	29-2
Win Turnover Battle	2-0	63-8
Equal Turnovers As Opponent	4-0	29-12
Lose Turnover Battle	0-1	18-31
Commit < 6 Penalties	5-0	48-28
Commit 6+ Penalties	1-1	62-23
3rd Down % < 25	0-0	5-16
3rd Down % 25-49	2-0	55-24
3rd Down % 50+	4-1	50-11
Opponent 3rd Down % < 25	2-0	26-3
Opponent 3rd Down % 25-49	3-0	70-30
Opponent 3rd Down % 50+	1-1	14-18
Trail Time of Possession	3-1	65-40
Lead Time of Possession	3-0	45-11



GAME NOTES

SCORING MACHINE

Oklahoma State has piled up points in a big way in recent years. The highest-scoring games of the Mike Gundy era:

60 OR MORE POINTS IN A GAME

Date	Opponent	Result	Score
9/1/2012	Savannah State	W	84-0
10/8/2011	Kansas	W	70-28
10/31/2015	at Texas Tech	W	70-53
9/19/2015	UTSA	W	69-14
11/12/2011	at Texas Tech	W	66-6
11/11/2006	Baylor	W	66-24
9/4/2010	Washington State	W	65-17
9/15/2012	Louisiana	W	65-24
9/18/2010	Tulsa	W	65-28
9/3/2016	Southeastern Louisiana	W	61-7
9/3/2011	Louisiana	W	61-34

50-59 POINTS IN A GAME

Date	Opponent	Result	Score
9/14/2013	Lamar	W	59-3
10/14/2017	Baylor	W	59-16
11/1/2008	Iowa State	W	59-17
9/16/2017	at Pittsburgh	W	59-21
11/17/2012	No. 23 Texas Tech	W	59-21
8/31/2017	Tulsa	W	59-24
10/29/2011	Baylor	W	59-24
9/17/2011	at Tulsa	W	59-33
10/24/2015	Kansas	W	58-10
1/1/2013	vs. Purdue+	W	58-21
10/26/13	at Iowa State	W	58-27
9/13/2008	Missouri State	W	57-13
9/26/2009	Grambling State	W	56-6
10/4/2008	Texas A&M	W	56-28
9/7/2013	at UTSA	W	56-35
9/6/2008	Houston	W	56-37
9/27/2008	Troy	W	55-24
11/6/2010	No. 22 Baylor	W	55-28
11/10/2012	West Virginia	W	55-34
10/8/2010	at Louisiana	W	54-28
9/2/2006	Missouri State	W	52-10
11/2/2013	at No. 15 Texas Tech	W	52-34
11/5/2011	No. 17 Kansas State	W	52-45

40-49 POINTS IN A GAME

Date	Opponent	Result	Score
11/23/2013	No. 3 Baylor	W	49-17
11/7/2015	No. 5 TCU	W	49-29
10/1/2016	No. 22 Texas	W	49-31
12/31/2007	vs. Indiana#	W	49-33
9/22/2007	Texas Tech	W	49-45
9/16/2006	Florida Atlantic	W	48-8
11/20/2010	at Kansas	W	48-14
11/24/2012	at No. 14 Oklahoma	L-ot	48-51
11/17/2007	at Baylor	W	45-14
10/13/2007	at Nebraska	W	45-14
10/22/2011	at Missouri	W	45-24
9/25/2014	Texas Tech	W	45-35
9/17/2016	Pitt	W	45-38
11/12/2016	Texas Tech	W	45-44
9/8/2017	at South Alabama	W	44-7
12/3/2011	No. 13 Oklahoma	W	44-10
10/22/2016	at Kansas	W	44-20
9/13/2014	UTSA	W	43-13
11/5/2016	at Kansas State	W	43-37
11/9/2013	Kansas	W	42-6
9/8/2007	Florida Atlantic	W	42-6
10/14/2006	at Kansas	W	42-32
9/19/2009	Rice	W	41-24
10/28/2006	No. 20 Nebraska	W	41-29
9/30/2017	at Texas Tech	W	41-34
1/2/2012	No. 4 Stanford \$	W-ot	41-38
9/11/2010	Troy	W	41-38
10/20/2007	No. 25 Kansas State	W	41-39
11/27/2010	No. 14 Oklahoma	L	41-47
10/23/2010	No. 14 Nebraska	L	41-51
11/29/2008	No. 3 Oklahoma	L	41-61
9/6/2014	Missouri State	W	40-23

Insight Bowl, \$ Fiesta Bowl, + Heart of Dallas Bowl

I'LL TAKE THAT

Cowboy linebacker Justin Phillips is one of more than 100 players in the country with two interceptions this season, but he's one of just eight with two interception returns for a touchdown. His two pick-sixes match the school record for one player in a season, as he became the eighth Cowboy in school history to score two in a season. He is also the first OSU player to have pick sixes in back-to-back games since Jerry Deckard scored two against Illinois State and Nebraska in 1986, although it should be noted that Darrent Williams did have two in one game vs. Baylor in 2001.

DEFENSIVE BENCHMARKS

Oklahoma State's defensive coaches look at multiple factors when judging their own defense, but high on the priority list are the following: turnovers forced, points per possession, yards per possession, third down defense and big plays allowed. A game-by-game look at how the Cowboys are doing in those areas:

Opponent	Oppt. Poss.	Total Defense	Yds/Poss. Defense	Scoring Defense	Pts/Poss. Defense	Yds/Play Defense	Turnovers Forced	3rd Down Defense	Big Plays Allowed (20+)
Tulsa	14	432	30.86	17	1.21	4.4	2	16 of 26	2
at South Alabama	11	175	15.91	7	0.64	3.4	2	1 of 10	0
at Pittsburgh	12	391	32.58	14	1.17	5.7	2	5 of 15	4
TCU	12	466	38.83	44	3.67	5.5	1	11 of 19	4
at Texas Tech	12	384	32.00	29	2.42	5.3	1	5 of 12	5
Baylor	14	387	27.64	16	1.14	4.7	3	7 of 18	3
at Texas	14	283	20.21	10	0.71	4.1	1	3 of 17	2
at West Virginia									
Oklahoma									
at Iowa State									
Kansas State									
Kansas									
Cumulative	89	2,518	28.29	137	1.54	4.8	12	48 of 117	20

WELL-ROUNDED

The Cowboys rank among the Big 12 leaders in several defensive categories this season. A look:

Statistic	Value	Big 12 Rank	NCAA Rank
Punt Return Defense	-1.5	1	1
Defensive TDs	3	2	5
Kickoff Return Defense	17.59	2	16
Team Passing Efficiency Defense	109.14	1	19
Team Tackles for Loss	7.4	2	22
Passes Intercepted	8	3	28
Rushing Defense	134.4	4	36
Blocked Kicks	1	1	39
Total Defense	359.7	3	41
Scoring Defense	22.3	3	43
Passing Yards Allowed	225.3	2	72

BLOCK PARTY - NATIONAL LEADERS IN BLOCKED KICKS SINCE 2013

Oklahoma State has earned a reputation for its ability to block kicks. The Cowboys ranked fourth nationally last season with six blocks on the year, and defensive tackle Vincent Taylor led the nation in 2016 with four blocks by himself. Cowboy linebacker Devin Harper got OSU's first block of 2017 at Texas Tech to keep the tradition alive.

Here are the national team leaders in blocked kicks since the beginning of the 2013 season:

1. Oklahoma State	20
BYU	20
3. Temple	19
4. Georgia Tech	18
5. Air Force	17
Rutgers	17



GAME NOTES

SENIOR LEADERS

Two of the Cowboys' most experienced players on defense are safety Tre Flowers and linebacker Chad Whitener. That duo has combined for more than 60 career starts, 400 tackles and 70 appearances in their respective careers.

Here's a look at where they rank among the Big 12's active career leader in total tackles:

Rank	Player	School	Pos	Games	Solo Tackles	Assisted Tackles	Total Tackles
1.	Taylor Young	Baylor	LB	42	202	101	303
2.	Travin Howard	TCU	DB	46	167	119	286
3.	Tre Flowers	Oklahoma St.	DB	45	179	59	238
4.	Jah'Shawn Johnson	Texas Tech	DB	36	146	78	224
5.	Kamari Cotton-Moya	Iowa St.	DB	36	157	66	223
6.	Ty Summers	TCU	LB	34	108	113	221
7.	Chad Whitener	Oklahoma St.	LB	32	129	71	200

TURNOVER TRADITION

OSU ranks among the national leaders in turnovers forced since 2010. A look at the elite performers:

1.	Houston	223
2.	Oregon	217
3.	Oklahoma State	212
4.	Washington	200
5.	Boise State	200
6.	Louisiana Tech	199

NON-OFFENSIVE TDS AN OSU STAPLE

Non-offensive touchdowns have been a regular part of the Oklahoma State attack in recent years, as the Cowboys have 42 non-offensive scores since the start of the 2010 season. A closer look:

Non-Offensive Touchdowns, NCAA Leaders Since 2010

1.	Alabama	44
1.	Utah	44
3.	Oklahoma State	42
4.	Houston	39
4.	Florida	39
6.	Oregon	38
7.	TCU	36
8.	Kansas State	35
8.	Ohio State	35
10.	Arizona State	34

TEXAS IS COWBOY COUNTRY

The OSU roster includes 51 native Texans. No FBS school outside of the Lone Star State has more. The list of schools outside of Texas with the most native Texans:

1.	Oklahoma State	51
2.	Tulsa	42
3.	Oklahoma	41
4.	Kansas	40
5.	New Mexico State	37

COWBOY GRADS

Academics has always been a point of emphasis for OSU coach Mike Gundy. During the 2017 season, five Cowboys have seen the field who already have their college degrees, including safety Tre Flowers, linebacker Chad Whitener, defensive lineman Vili Leveni, offensive lineman Aaron Cochran and cornerback Adrian Baker.

OKLAHOMA STATE COWBOY RADIO NETWORK AFFILIATES

Ada	KTLS	106.5 FM
Altus	KWHW	1450 AM
Ardmore	KYNZ	107.1 FM
Anadarko	KACO	98.5 FM
Bartlesville	KWON	1400 AM
Blackwell	KOKB	1580 AM
Broken Bow	KKBI	106.1 FM
Cordell/Sayre	KKZU	101.7 FM
Enid	KNID	107.1 FM
Frederick	KTAT	1570 AM
Grove	KGVE	99.3 FM
Hobart	KTJS	1420 AM
Hugo	KMMY	96.5 FM
Lawton	KMGZ	97.3 FM
Lawton	KMGZ	95.3 FM
McAlester	KTMC	105.1 FM
Oklahoma City	KXXY	96.1 HD2
Ponca City	WBBZ	1230 AM
Sallisaw	KXMX	105.1 FM
Shawnee	KGFF	1450 AM
Shawnee	KGFF	100.9 FM
Stillwater	KSPI	93.7 FM
Tahlequah	KEOK	102.1 FM
Tulsa	KFAQ	1170 AM
Weatherford	KWEY	1590 AM
Weatherford	KWEY	95.5 FM
Woodward	KMZE	92.1 FM

MIKE GUNDY RADIO SHOW

Mike Gundy's radio show airs live throughout most Cowboy Radio Network affiliates from 6-7 p.m. CT on the following dates:

Monday, August 28
Monday, September 4
Monday, September 11
Monday, September 18
Monday, September 25
Monday, October 9
Monday, October 16
Monday, October 23
Monday, October 30
Monday, November 6
Monday, November 13
Monday, November 20

MIKE GUNDY TV SHOW

Mike Gundy's television show, Cowboy Football Roundup, airs on Fox Sports Oklahoma at 5 p.m. each Wednesday. Hosted by Dave Hunziker, the show includes highlights and analysis delivered by Gundy, plus feature segments.



2017 HONORS AND RECOGNITION

MASON RUDOLPH - QB

- Midseason Associated Press All-America Team Second Team Selection
- Maxwell Award Preseason Watch List
- Walter Camp Award Preseason Watch List
- Wuerffel Trophy Preseason Watch List
- Johnny Unitas Golden Arm Award Preseason Watch List
- Davey O'Brien Award Preseason Watch List
- Manning Award Preseason Watch List
- Allstate AFCA Good Works Team Preseason Watch List
- Big 12 Offensive Player of the Week, Week 3 at Pittsburgh
- Manning Award Star of the Week, Week 1 vs. Tulsa
- Manning Award Star of the Week, Week 3 at Pittsburgh
- Manning Award Star of the Week, Week 5 at Texas Tech
- Davey O'Brien "Great 8" Performer, Week 1 vs. Tulsa
- Davey O'Brien "Great 8" Performer, Week 3 at Pittsburgh
- Davey O'Brien "Great 8" Performer, Week 5 at Texas Tech
- OSU Offensive Player of the Game, Week 1 vs. Tulsa
- College Football Performance Awards - Honorable Mention National Performer of the Week, Week 1 vs. Tulsa
- OSU Offensive Player of the Game, Week 2 vs. South Alabama
- College Football Performance Awards - Honorable Mention National Performer of the Week, Week 3 vs. Pittsburgh
- OSU Offensive Player of the Game, Week 7 vs. Baylor

JAMES WASHINGTON - WR

- ESPN Midseason All-America First Team Selection
- Sporting News' Midseason All-American College Football Team Selection
- CBS Sports Midseason All-America Team
- Midseason Associated Press All-America Team First Team Selection
- Preseason Associated Press All-America Team Unanimous First Team Selection
- Preseason All-Big 12 Football Team - Unanimous Selection
- Walter Camp Award Preseason Watch List
- Maxwell Award Preseason Watch List
- Biletnikoff Award Preseason Watch List
- Earl Campbell Tyler Rose Award Preseason Watch List

JALEN MCCLESKEY - WR

- Biletnikoff Award Preseason Watch List
- OSU Offensive Player of the Game, Week 3 at Pittsburgh

BRAD LUNDBLADE - OL

- Rimington Trophy Preseason Watch List
- William V. Campbell Trophy Semifinalist

ZACHARY CRABTREE - OL

- Preseason All-Big 12 Football Team
- OSU Offensive Player of the Game, Week 5 at Texas Tech

JUSTICE HILL - RB

- Doak Walker Award Preseason Watch List
- Preseason All-Big 12 Football Team

DEQUINTON OSBORNE - DT

- OSU Defensive Player of the Game, Week 1 vs. Tulsa

DARRION DANIELS - DT

- OSU Defensive Player of the Game, Week 5 at Texas Tech

JUSTIN PHILLIPS - LB

- OSU Defensive Player of the Game, Week 2 at South Alabama

RODARIUS WILLIAMS - CB

- OSU Defensive Player of the Game, Week 8 vs. Baylor

JORDAN BRAILFORD - DE

- OSU Defensive Player of the Game, Week 3 at Pittsburgh

TRE FLOWERS - S

- Jim Thorpe Award Preseason Watch List
- Preseason All-Big 12 Football Team

ZACH SINOR - P

- Ray Guy Award Preseason Watch List

MATT AMMENDOLA - K

- Big 12 Special Teams Player of the Week, Week 2 at South Alabama



OSU CAREER RECORDS WATCH

TOUCHDOWNS SCORED

1.	60	Barry Sanders (53 rush, 1 rcv, 6 ret)	1986-88
2.	50	Thurman Thomas (47 rush, 2 rcv, 1 ret)	1984-87
3.	49	Terry Miller (49 rush)	1974-77
4.	43	Joseph Randle (40 rush, 3 rcv)	2010-12
5.	42	Justin Blackmon (1 rush, 40 rcv, 1 ret)	2008-11
	42	Rashaun Woods (42 rcv)	1999-03
7.	39	Kendall Hunter (37 rush, 2 rcv)	2007-10
8.	36	Tatum Bell (34 rush, 2 rcv)	2000-03
9.	34	Jeremy Smith (34 rush)	2009-13
10.	33	James Washington (32 rcv, 1 rush)	2014-17

PASS ATTEMPTS

1.	1200	Mason Rudolph (758-1200-21)	2014-17
2.	1103	Brandon Weeden (767-1103-27)	2007-11
3.	1078	Mike Gundy (636-1078-39)	1986-89

PASS COMPLETIONS

1.	767	Brandon Weeden (767-1103-27)	2007-11
2.	758	Mason Rudolph (758-1200-21)	2014-17

PASSING YARDS

1.	11364	Mason Rudolph (758-1200-21)	2014-17
2.	9260	Brandon Weeden (767-1103-27)	2007-11

PASSING TDS

1.	75	Brandon Weeden	2007-11
2.	74	Mason Rudolph	2014-17
3.	66	Zac Robinson	2005-09

COMPLETION PERCENTAGE (MIN 200 ATT)

1.	69.5	Brandon Weeden (767-1103-27)	2007-11
2.	63.2	Mason Rudolph (758-1200-21)	2014-17
3.	63.1	J.W. Walsh (299-474-10)	2011-15
4.	61.1	Zac Robinson (610-999-31)	2005-09
5.	59.0	Clint Chelf (317-537-15)	2009-13
	59.0	Mike Gundy (636-1078-39)	1986-89
7.	57.5	Aso Pogi (335-583-22)	2000-02
8.	55.5	Rusty Hilger (316-569-23)	1982-84
9.	54.9	Daxx Garman (152-277-12)	2013-14
10.	54.6	Josh Fields (445-815-25)	2001-03

PASS EFFICIENCY (MIN 200 ATT)

1.	159.6	Mason Rudolph (758-1200-21)	2014-17
2.	157.6	Brandon Weeden (767-1103-27)	2007-11
3.	153.3	J.W. Walsh (299-474-10)	2011-15
4.	146.6	Zac Robinson (610-999-31)	2005-09
5.	143.1	Clint Chelf (317-537-15)	2009-13
6.	137.3	Donovan Woods (114-219-5)	2003-07
7.	135.2	Mike Gundy (636-1078-39)	1986-89
8.	133.5	Josh Fields (445-815-25)	2001-03
9.	129.0	Bobby Reid (226-424-16)	2005-07
10.	122.4	Daxx Garman (152-277-12)	2013-14

TOUCHDOWNS RESPONSIBLE FOR

1.	88	Zac Robinson	2005-09
2.	87	Mason Rudolph	2014-17
3.	76	Brandon Weeden	2007-11

300-YARD PASSING GAMES

1.	18	Mason Rudolph	2014-17
2.	16	Brandon Weeden	2007-11

400-YARD PASSING GAMES

1.	7	Mason Rudolph	2014-17
	7	Brandon Weeden	2007-11

AVERAGE YARDS/PASS (MIN 200 ATT)

1.	9.5	Mason Rudolph (758-1200-21)	2014-17
2.	8.4	Brandon Weeden (767-1103-27)	2007-11
3.	8.3	Zac Robinson (610-999-31)	2005-09
	8.3	J.W. Walsh (299-474-10)	2011-15
5.	8.2	Donovan Woods (114-219-5)	2003-07
6.	8.0	Clint Chelf (317-537-15)	2009-13
7.	7.9	Mike Gundy (636-1078-39)	1986-89
8.	7.5	Tony Lindsay (290-547-26)	1997-00
	7.5	Josh Fields (445-815-25)	2001-03
	7.5	Charlie Weatherbie (138-325-21)	1973-76

AVERAGE YDS/COMPLETION (MIN 200 ATT)

1.	18.7	Charlie Weatherbie (138-325-21)	1973-76
2.	15.7	Donovan Woods (114-219-5)	2003-07
3.	15.3	Brent Blackman (103-284-19)	1971-73
4.	15.0	Mason Rudolph (758-1200-21)	2014-17
5.	14.4	Glenn Baxter (108-278-19)	1963-65
	14.4	Harold Bailey (122-305-18)	1976-79
7.	14.2	Tony Lindsay (290-547-26)	1997-00
8.	14.1	Tony Pounds (189-402-36)	1970-71
9.	14.0	Robert Cutburth (142-336-19)	1967-69
10.	13.9	Bobby Reid (226-424-16)	2005-07

PASSING YARDS/GAME (MIN 20 GAMES)

1.	315.7	Mason Rudolph (36 games)	2014-17
2.	298.7	Brandon Weeden (31 games)	2007-11
3.	192.6	Mike Gundy (44 games)	1986-89
4.	190.3	Josh Fields (32 games)	2001-03
5.	184.8	Zac Robinson (45 games)	2005-09
6.	142.6	Clint Chelf (30 games)	2009-13
7.	131.2	Aso Pogi (28 games)	2000-02
8.	124.4	Rusty Hilger (32 games)	1982-84

PASS RECEPTIONS

1.	293	Rashaun Woods (293-4414)	1999-03
2.	253	Justin Blackmon (253-3564)	2008-11
3.	224	Hart Lee Dykes (224-3510)	1985-88
4.	190	James Washington (190-3837)	2014-17
5.	180	Josh Stewart (180-2204)	2011-13
6.	163	D'Juan Woods (163-2751)	2002-06
7.	161	Josh Cooper (161-1695)	2007-11
8.	147	Dez Bryant (147-2425)	2007-09
9.	144	Tracy Moore (144-2064)	2009-13
10.	135	Jalen McCleskey (135-1498)	2015-17
	127	Adarius Bowman (127-2187)	2006-07
--	120	Marcell Ateman (120-1965)	2013-17

RECEIVING YARDS

1.	4414	Rashaun Woods (293-4414)	1999-03
2.	3837	James Washington (190-3837)	2014-17
3.	3564	Justin Blackmon (253-3564)	2008-11
4.	3510	Hart Lee Dykes (224-3510)	1985-88
5.	2751	D'Juan Woods (163-2751)	2002-06
6.	2425	Dez Bryant (147-2425)	2007-09
7.	2204	Josh Stewart (180-2204)	2011-13
8.	2187	Adarius Bowman (127-2187)	2006-07
9.	2064	Tracy Moore (144-2064)	2009-13
10.	1973	Herman Eben (114-1973)	1968-70
--	1965	Marcell Ateman (120-1965)	2013-17

100-YARD RECEIVING GAMES

1.	20	Rashaun Woods	2000-03
2.	19	Justin Blackman	2009-11
3.	18	Hart Lee Dykes	1985-88
4.	17	James Washington	2014-17
5.	9	Dez Bryant	2007-09

TOUCHDOWN RECEPTIONS

1.	42	Rashaun Woods	1999-03
2.	40	Justin Blackmon	2008-11
3.	32	James Washington	2014-17
4.	31	Hart Lee Dykes	1985-88
5.	29	Dez Bryant	2007-09
6.	20	D'Juan Woods	2002-06
	20	Adarius Bowman	2006-07
8.	18	Tracy Moore	2009-13
9.	15	Jalen McCleskey	2015-17
	15	Alonzo Mayes	1994-97
	15	Herman Eben	1968-70

AVERAGE YARDS/CATCH (MIN 60 REC)

1.	20.19	James Washington (190-3837)	2014-17
2.	17.22	Adarius Bowman (127-2187)	2006-07
3.	16.98	Curtis Mayfield (85-1443)	1988-90
4.	16.88	D'Juan Woods (163-2751)	2002-06
5.	16.51	Herman Eben (114-1973)	1968-70
6.	16.50	Dez Bryant (147-2425)	2007-09
7.	16.38	Marcell Ateman (120-1965)	2013-17
8.	16.08	Terry Young (77-1069)	1979-82
9.	15.94	Hajjauan Seales (112-1785)	2012-16
10.	15.67	Hart Lee Dykes (224-3510)	1985-88
11.	15.25	Isaiah Anderson (63-961)	2008-12

RECEPTIONS/GAME (MIN 20 GAMES)

1.	6.66	Justin Blackmon (38 games)	2008-11
2.	6.23	Rashaun Woods (47 games)	1999-03
3.	5.46	Hart Lee Dykes (41 games)	1985-88
4.	5.29	Adarius Bowman (24 games)	2006-07
5.	5.25	Dez Bryant (28 games)	2007-09
6.	4.74	Josh Stewart (38 games)	2011-13
7.	4.40	Terry Brown (20 games)	1967-68
8.	4.13	James Washington (46 games)	2014-17
9.	4.09	Jalen McCleskey (33 games)	2015-17
10.	3.80	Herman Eben (30 games)	1968-70

TOTAL OFFENSE YARDS

1.	11414	Mason Rudolph (1398-11414)	2014-17
2.	10175	Zac Robinson (1425-10175)	2005-09

TOTAL OFFENSE/GAME (MIN 20 GAMES)

1.	317.1	Mason Rudolph (36 games)	2014-17
2.	293.9	Brandon Weeden (31 games)	2007-11
3.	226.1	Zac Robinson (45 games)	2005-09
4.	188.0	Mike Gundy (44 games)	1986-89
5.	187.0	Josh Fields (32 games)	2001-03
6.	162.6	Tony Lindsay (34 games)	1997-00
7.	159.4	Clint Chelf (30 games)	2009-13
8.	150.1	J.W. Walsh (33 games)	2011-15
9.	140.6	Bobby Reid (27 games)	2005-07
10.	136.5	Aso Pogi (28 games)	2000-02

TOTAL OFFENSE/PLAY (MIN 400 PLAYS)

1.	8.16	Mason Rudolph (1398-11414)	2014-17
2.	7.98	Brandon Weeden (1142-9110)	2007-11
3.	7.51	Clint Chelf (637-4782)	2009-13
4.	7.35	J.W. Walsh (674-4953)	2011-15
5.	7.14	Zac Robinson (1425-10175)	2005-09
6.	6.81	Barry Sanders (560-3814)	1986-88
7.	6.53	Josh Fields (917-5984)	2001-03
8.	6.22	Mike Gundy (1330-8272)	1986-89
9.	6.09	Bobby Reid (623-3797)	2005-07
10.	5.91	Kendall Hunter (708-4181)	2007-10



RECORDS WATCH

OSU SEASON RECORDS

PASSING YARDS

1.	4727	Brandon Weeden	409-565-13	2011
2.	4277	Brandon Weeden	342-511-13	2010
3.	4091	Mason Rudolph	284-448-4	2016
4.	3770	Mason Rudolph	264-424-9	2015
5.	3145	Josh Fields	226-408-10	2002
6.	3064	Zac Robinson	204-314-10	2008
7.	2824	Zac Robinson	201-333-9	2007
8.	2650	Mason Rudolph	161-242-4	2017
9.	2494	Josh Fields	184-338-12	2003

PASSING TDS

1.	37	Brandon Weeden	2011
2.	34	Brandon Weeden	2010
3.	31	Josh Fields	2002
4.	28	Mason Rudolph	2016
5.	25	Zac Robinson	2008
6.	24	Bobby Reid	2006
7.	23	Zac Robinson	2007
8.	21	Mason Rudolph	2015
	21	Josh Fields	2003
	21	Mike Gundy	1988
--	19	Mason Rudolph	2017

TDS RESPONSIBLE FOR

1.	44	Barry Sanders	1988
2.	38	Brandon Weeden	2011
3.	34	Mason Rudolph	2016
	34	Brandon Weeden	2010
	34	Josh Fields	2002
6.	33	Zac Robinson	2008
7.	32	Zac Robinson	2007
8.	29	Bobby Reid	2006
9.	26	J.W. Walsh	2015
	26	Joseph Randle	2011
--	25	Mason Rudolph	2017

PASSING YARDS/GAME (MIN. 5 GAMES)

1.	378.6	Mason Rudolph	7 games	2017
2.	363.6	Brandon Weeden	13 games	2011
3.	329.0	Brandon Weeden	13 games	2010
4.	314.7	Mason Rudolph	13 games	2016
5.	290.0	Mason Rudolph	13 games	2015
6.	241.9	Josh Fields	13 games	2002

RECEIVING YARDS

1.	1782	Justin Blackmon	111-1782	2010
2.	1695	Rashaun Woods	107-1695	2002
3.	1522	Justin Blackmon	122-1522	2011
4.	1480	Dez Bryant	87-1480	2008
5.	1441	Hart Lee Dykes	84-1441	1988
6.	1380	James Washington	71-1380	2016
7.	1367	Rashaun Woods	77-1367	2003
8.	1210	Josh Stewart	101-1210	2012
9.	1181	Adarius Bowman	60-1181	2006
10.	1087	James Washington	53-1087	2015
11.	1050	Hart Lee Dykes	64-1050	1987
12.	1023	Rashaun Woods	80-1023	2001
13.	1006	Adarius Bowman	67-1006	2007
--	914	James Washington	38-914	2017

RECEIVING TOUCHDOWNS

1.	20	Justin Blackmon	2010
2.	19	Dez Bryant	2008
3.	18	Justin Blackmon	2011
4.	17	Rashaun Woods	2002
5.	15	Hart Lee Dykes	1988
	15	Rashaun Woods	2003
7.	12	Adarius Bowman	2006
8.	10	James Washington	2016
	10	James Washington	2015
	10	Rashaun Woods	2001
--	6	James Washington	2017

BIG 12 CAREER RECORDS

TOTAL OFFENSE

1.	16,271	Landry Jones, OU, 2009-12
2.	15,611	Graham Harrell, TTU, 2005-08
3.	14,824	Colt McCoy, UT, 2006-09
4.	13,486	Chase Daniel, MU, 2005-08
5.	13,269	Baker Mayfield, OU/TTU, 2013-17
6.	13,088	Brad Smith, MU, 2002-05
7.	12,777	Trevone Boykin, TCU 2012-15
8.	12,263	Kliff Kingsbury, TTU, 1999-02
9.	12,072	Patrick Mahomes, TTU, 2014-16
10.	11,840	Todd Reesing, KU, 2006-09
11.	11,414	Mason Rudolph, OSU, 2014-17

PASSING YARDS

1.	16,646	Landry Jones, OU, 2009-12
2.	15,793	Graham Harrell, TTU, 2005-08
3.	13,253	Colt McCoy, UT, 2006-09
4.	12,515	Chase Daniel, MU, 2005-08
5.	12,429	Kliff Kingsbury, TTU, 1999-02
6.	12,327	Baker Mayfield, OU/TTU, 2013-17
7.	11,364	Mason Rudolph, OSU, 2014-17
8.	11,252	Patrick Mahomes, TTU, 2014-16
9.	11,194	Todd Reesing, KU, 2006-09
10.	10,728	Trevone Boykin, TCU 2012-15

LOWEST INTERCEPTION PERCENTAGE

1.	1.2	Bryce Petty, BU, 2011-14
2.	1.4	Robert Griffin III, BU, 2008-11
3.	1.6	Stephen McGee, TAMU, 2005-08
4.	1.7	Graham Harrell, TTU, 2005-08
5.	1.75	Mason Rudolph, OSU, 2014-17
6.	1.9	Shawn Bell, BU, 2003-06
7.	1.9	Scott Frost, NU, 1996-97
8.	1.9	Zebbie Lethridge, TTU, 1996-97
9.	2.0	Baker Mayfield, OU, 2013-17
10.	2.1	Brian Kavanagh, K-State, 1996

RECEIVING YARDS

1.	4,586	Ryan Broyles, OU, 2008-11
2.	4,414	Rashaun Woods, OSU, 2000-03
3.	4,004	Kendall Wright, BU, 2008-11
4.	3,866	Roy Williams, UT, 2000-03
5.	3,837	James Washington, OSU, 2014-17
6.	3,710	Tyler Lockett, K-State, 2011-14
7.	3,564	Justin Blackmon, OSU, 2009-11
8.	3,241	Mark Clayton, OU, 2001-04
9.	3,235	Dezmon Briscoe, KU, 2007-09
10.	3,191	Jordan Shipley, UT, 2006-09

RECEIVING TOUCHDOWNS

1.	45	Ryan Broyles, OU, 2008-11
2.	42	Rashaun Woods, OSU, 2000-03
3.	41	Michael Crabtree, TTU, 2007-08
4.	40	Justin Blackmon, OSU, 2009-11
5.	36	Roy Williams, UT, 2000-03
6.	34	Jeff Fuller, TAMU, 2008-11
7.	33	Jordan Shipley, UT, 2006-09
8.	32	James Washington, OSU, 2014-17
	32	Lyle Leong, TTU, 2007-10
10.	31	Corey Coleman, BU 2012-15
10.	31	Mark Clayton, OU, 2001-04
10.	31	Todd Blythe, ISU, 2004-07
10.	31	Dezmon Briscoe, KU, 2007-09
10.	31	Eric Ward, TTU, 2010-13

BIG 12 SEASON RECORDS

PASSING EFFICIENCY

1.	Baker Mayfield, Sr., OU 2017	200.4
2.	Jarrett Stidham, Fr., BU 2015	199.0
3.	Baker Mayfield, Jr., OU 2016	196.4
4.	Robert Griffin III, Jr., BU 2011	189.5
5.	Mason Rudolph, Sr., OSU, 2017	181.1
6.	Sam Bradford, So., OU 2008	180.8
7.	Sam Bradford, Fr., OU 2007	176.5
8.	Bryce Petty, Jr., BU 2013	174.3
9.	Colt McCoy, Jr., UT 2008	173.8
10.	J.W. Walsh, Fr., OSU 2012	170.1

PASSING YARDS

1.	B.J. Symons, Sr., TTU 2003	5,833
2.	Graham Harrell, Jr., TTU 2007	5,705
3.	Graham Harrell, Sr., TTU 2008	5,111
4.	Patrick Mahomes, Jr., TTU 2016	5,052
5.	Kliff Kingsbury, Sr., TTU 2002	5,017
6.	Sonnie Cumby, Sr., TTU 2004	4,742
7.	Brandon Weeden, Sr., OSU 2011	4,727
8.	Sam Bradford, So., OU 2008	4,720
9.	Landry Jones, So., OU 2010	4,718
10.	Pat Mahomes, So. TTU 2015	4,653
--	Mason Rudolph, Sr., OSU 2017	2,650

TOTAL OFFENSE

1.	B.J. Symons, Sr., TTU 2003	5976
2.	Graham Harrell, Jr., TTU 2007	5614
3.	Patrick Mahomes, Jr. TTU 2016	5312
4.	Pat Mahomes, So. TTU 2015	5109
5.	Graham Harrell, Sr., TTU 2008	5096
6.	Robert Griffin III, Jr., BU 2011	4992
7.	Kliff Kingsbury, Sr., TTU 2002	4903
8.	Sam Bradford, So., OU 2008	4767
9.	Brandon Weeden, Sr., OSU 2011	4625
10.	Trevone Boykin, Jr., TCU 2014	4608
--	Mason Rudolph, Sr., OSU 2017	2707

RECEIVING YARDS

1.	Michael Crabtree, Fr., TTU 2007	1,962
2.	Terrance Williams, Sr., BU 2012	1,832
3.	Justin Blackmon, So., OSU 2010	1,782
4.	Danario Alexander, Sr., MU 2009	1,781
5.	Rashaun Woods, Jr., OSU 2002	1,695
6.	Kendall Wright, Sr., BU 2011	1,663
7.	Stedman Bailey, Jr., WVU 2012	1,622
	Ryan Broyles, Jr., OU 2010	1,622
9.	Jordy Nelson, Sr., K-State 2007	1,606
10.	Dede Westbrook, Sr., OU 2016	1,524
--	James Washington, Sr., OSU 2017	914

RECEIVING TOUCHDOWNS

1.	Stedman Bailey, Jr., WVU 2012	25
2.	Michael Crabtree, Fr., TTU 2007	22
3.	Corey Coleman, Jr., BU 2015	20
	Justin Blackmon, So., OSU 2010	20
5.	Lyle Leong, Sr., TTU 2010	19
	Michael Crabtree, So., TTU 2008	19
	Dez Bryant, So., OSU 2008	19
8.	Justin Blackmon, Jr., OSU 2011	18
9.	Rashaun Woods, Jr., OSU 2002	17
	Dede Westbrook, Sr., OU 2016	17
10.	Several Tied	15
--	James Washington, Sr., OSU 2017	6



THE LAST TIME...

OKLAHOMA STATE TEAM

50+ Points	59 vs. Baylor, Oct. 14, 2017
60+ Points	61 vs. Southeastern Louisiana, Sept. 3, 2016
70+ Points	70 at Texas Tech, Oct. 31, 2015
Shut a team out at home	vs. Savannah State, Sept. 1, 2012 (84-0)
Shut out a conference opponent at home	vs. Kansas State, Nov. 25, 1961 (45-0)
Shut a team out on the road	at Oklahoma, Nov. 11, 1995 (12-0)
Shut out a conference opponent on the road	at Oklahoma, Nov. 11, 1995 (12-0)
Overtime game	at Texas, Oct. 21, 2017, (W, 13-10)
30+ first downs	32 at Texas Tech, Sept. 30, 2017
50+ rushing attempts	51 at Texas, Oct. 21, 2017
60+ rushing attempts	61 vs. Texas Tech, Sept. 22, 2007
70+ rushing attempts	71 vs. Mississippi State, Sept. 19, 1998
200+ Yards Rushing	276 vs. Baylor, Oct. 14, 2017
300+ Yards Rushing	332 vs. Tulsa, Aug. 31, 2017
400+ Yards Rushing	450 vs. Missouri State, Sept. 13, 2008
500+ Yards Rushing	536 vs. Kansas, Nov. 12, 1988
Less than 100 Yards Rushing	85 vs. West Virginia, Oct. 29, 2016
Less than 50 Yards Rushing	8 vs. Baylor, Nov. 21, 2015
Less than 25 Yards Rushing	8 vs. Baylor, Nov. 21, 2015
50+ pass attempts	51 vs. Baylor, Nov. 21, 2015
60+ pass attempts	60 at Arizona, Sept. 8, 2012
40+ pass completions	42 at Iowa State, Nov. 18, 2011
300+ Yards Passing	471 vs. Baylor, Oct. 14, 2017
400+ Yards Passing	471 vs. Baylor, Oct. 14, 2017
500+ Yards Passing	572 at Pittsburgh, Sept. 16, 2017
Less than 100 Yards Passing	78 at Iowa State, Oct. 26, 2013
500+ Yards Total Offense	747 vs. Baylor, Oct. 14, 2017
600+ Yards Total Offense	747 vs. Baylor, Oct. 14, 2017
700+ Yards Total Offense	747 vs. Baylor, Oct. 14, 2017
Less than 200 Yards Total Offense	192 vs. Texas, Nov. 16, 2014
Less than 150 Yards Total Offense	109 at Oklahoma, Nov. 28, 2009
90+ offensive plays	101 at Baylor, Sept. 24, 2016
Beat a Top 25 team at home	vs. No. 10 West Virginia, Oct. 29, 2016 (37-20)
Beat a Top 20 team at home	vs. No. 10 West Virginia, Oct. 29, 2016 (37-20)
Beat a Top 15 team at home	vs. No. 10 West Virginia, Oct. 29, 2016 (37-20)
Beat a Top 10 team at home	vs. No. 10 West Virginia, Oct. 29, 2016 (37-20)
Beat a Top 5 team at home	vs. No. 5 TCU, Nov. 7, 2015 (49-29)
Beat a Top 25 team on the road	at No. 18 Oklahoma, Dec. 6, 2014 (38-35, OT)
Beat a Top 20 team on the road	at No. 18 Oklahoma, Dec. 6, 2014 (38-35, OT)
Beat a Top 15 team on the road	at No. 15 Texas Tech, Nov. 2, 2013 (52-34)
Beat a Top 10 team on the road	at No. 8 Texas A&M, Sept. 24, 2011 (30-29)
Beat a Top 5 team on the road	at No. 3 Missouri, Oct. 11, 2008 (28-23)
Beat a Top 25 team at a neutral site	vs. No. 11 Colorado (2016 Alamo Bowl), 38-8
Beat a Top 20 team at a neutral site	vs. No. 11 Colorado (2016 Alamo Bowl), 38-8
Beat a Top 15 team at a neutral site	vs. No. 11 Colorado (2016 Alamo Bowl), 38-88
Beat a Top 10 team at a neutral site	vs. No. 4 Stanford (2012 Fiesta Bowl), 41-38
Beat a Top 5 team at a neutral site	vs. No. 4 Stanford (2012 Fiesta Bowl), 41-38
Forced 5 Turnovers	7 vs. UTSA, Sept. 19, 2015
Intercepted 4 Passes	4 vs. TCU, Nov. 7, 2015
Had 0 Turnovers	at South Alabama, Sept. 8, 2017

OKLAHOMA STATE INDIVIDUAL RUSHING

100+ Yards Rushing	117, Justice Hill, at Texas, Oct. 21, 2017
100+ Yards Rushing at Halftime	110, Desmond Roland vs. Oklahoma, Dec. 7, 2013
200+ Yards Rushing	219, Desmond Roland at Iowa State, Oct. 26, 2013
200+ Yards Rushing in a Half	208, Kendall Hunter 1st half vs. Washington St., Sept. 4, 2010
QB Rushed for 100 Yards	125, J.W. Walsh vs. Mississippi State, Aug. 31, 2013
Two Players with 100+ Yards Rushing	154, Justice Hill -and- 146 Chris Carson at TCU, Nov. 19, 2016
Three Players with 100+ Yards Rushing	148, Keith Toston vs. Missouri St., Sept. 13, 2008 138, Beau Johnson vs. Missouri St., Sept. 13, 2008 132, Kendall Hunter vs. Missouri St., Sept. 13, 2008
Had a run of 50+ Yards	79, Justice Hill, vs. Baylor, Oct. 14, 2017 (TD)
Had a run of 75+ Yards	81, Herschel Sims vs. Baylor, Oct. 29, 2011 (TD)

Had a run of 80+ Yards	81, Herschel Sims vs. Baylor, Oct. 29, 2011 (TD)
Had a run of 90+ Yards	95, Tatum Bell vs. Texas Tech, Oct. 18, 2003 (TD)
Had 30+ Rushing Attempts	33, Justice Hill, at Texas, Oct. 21, 2017
Had 35+ Rushing Attempts	41, David Thompson vs. Baylor, Nov. 23, 1996
Had 40+ Rushing Attempts	41, David Thompson vs. Baylor, Nov. 23, 1996
4+ Rushing Touchdowns	4, Rennie Childs vs. Pittsburgh, Sept. 17, 2016
5+ Rushing Touchdowns	5, Barry Sanders vs. Kansas, Nov. 12, 1988

OKLAHOMA STATE INDIVIDUAL PASSING

300+ Yards Passing	459, Mason Rudolph, vs. Baylor, Oct. 14, 2017
300+ Yards Passing in a half	423, Mason Rudolph, first half at Pittsburgh, Sept. 16, 2017
400+ Yards Passing	459, Mason Rudolph, vs. Baylor, Oct. 14, 2017
Had 30+ Completions	34, Mason Rudolph vs. Kansas State, Oct. 3, 2015
Had 40+ Completions	42, Brandon Weeden at Iowa State, Nov. 18, 2011
Had 40+ Attempts	44, Mason Rudolph vs. Iowa State, Oct. 8, 2016
Had 50+ Attempts	50, Mason Rudolph vs. Baylor, Nov. 21, 2015
Had 60+ Attempts	60, Wes Lunt at Arizona, Sept. 8, 2012
50+ Yard Pass	66, Mason Rudolph to Marcell Ateman, at Texas, Oct. 21, 2017 (First Down)
80+ Yard Pass	86, Mason Rudolph to James Washington vs. TCU, Sept. 23, 2017 (TD)
90+ Yard Pass	91, Mason Rudolph to James Washington vs. Pittsburgh, Sept. 17, 2016 (TD)
Had 4+ TD Passes	5, Mason Rudolph at Pittsburgh, Sept. 16, 2017
Had 4+ TD Passes in a Half	5, Mason Rudolph, first half, at Pittsburgh, Sept. 16, 2017
Had 5+ TD Passes	5, Mason Rudolph at Pittsburgh, Sept. 16, 2017
Had 5+ TD Passes in a Half	5, Mason Rudolph, first half, at Pittsburgh, Sept. 16, 2017
Had 6+ TD Passes	6, Brandon Weeden vs. Tulsa, Sept. 18, 2010
Had 7+ TD Passes	7, Josh Fields at SMU, Sept. 20, 2003

OKLAHOMA STATE INDIVIDUAL RECEIVING

Caught 10+ Passes	11, Jalen McCleskey vs. West Virginia, Oct. 29, 2016
Two Players Caught 10+ Passes	13, Josh Cooper -and- 10, Justin Blackmon at Iowa State, Nov. 18, 2011
Three Players Caught 10+ Passes	11, Josh Cooper; 11, Justin Blackmon -and- 10 Hubert Anyiam at Texas A&M, Sept. 24, 2011
100+ Yards Receiving	235, James Washington -and- 119, Marcell Ateman vs. Baylor, Oct. 14, 2017
100+ Yards Receiving at halftime	119, Marcell Ateman, vs. Baylor, Oct. 14, 2017
200+ Yards Receiving	235, James Washington, vs. Baylor, Oct. 14, 2017
300+ Yards Receiving	300, Adarius Bowman at Kansas, Oct. 14, 2006
Two Players with 100+ Yards Receiving	235, James Washington -and- 119, Marcell Ateman vs. Baylor, Oct. 14, 2017
Had 3+ TD Catches	3, Jalen McCleskey at Pittsburgh, Sept. 16, 2017
Had 4+ TD Catches	4, Tracy Moore at Arizona, Sept. 8, 2012
Had 5+ TD Catches	7, Rashaun Woods at SMU, Sept. 20, 2003
100+ Yards Receiving by a Running Back	113, Gerald Hudson at Kansas, Nov. 4, 1989
100 yards rushing and receiving, same game	Gerald Hudson at Kansas, Nov. 4, 1989 108 rushing yards and 113 receiving yards

OKLAHOMA STATE INDIVIDUAL DEFENSE

Had 15+ Tackles	19, Jordan Sterns at Oklahoma, Dec. 3, 2016
Had 20+ Tackles	20, Jordan Sterns vs. West Virginia, Oct. 25, 2014
Had 2+ Interceptions	2, Chad Whitener vs. TCU, Nov. 7, 2015
Had 3+ Interceptions	3, Jacob Lacey vs. Texas, Nov. 3, 2007
INT Return for a Touchdown	10, Justin Phillips at Pittsburgh, Sept. 16, 2017
Fumble Return for a Touchdown	82, Kenneth Edison-McGruder vs. Tulsa, Aug. 31, 2017
Multiple Defensive TDs	Ramon Richards (9 yd fumble return) and Madre Harper (0 yd fumble return) vs. Southeastern Louisiana, Sept. 3, 2016
Had 4+ Tackles for Loss	4.0, Cole Walterscheid vs. Pittsburgh, Sept. 17, 2016
Had 5+ Tackles for Loss	5.5, Emmanuel Ogbah at Kansas, Oct. 11, 2014
Had 3+ Sacks	3, Nathan Peterson at Baylor, Nov. 17, 2007
Blocked a Punt	Devin Harper at Texas Tech, Sept. 30, 2017
Blocked a FG	Motekiai Maile at Kansas, Oct. 22, 2016
Blocked a PAT	Vincent Taylor at TCU, Nov. 19, 2016
Blocked a Punt, FG and PAT in a single game	Jordan Sterns (Punt), Ofa Hautau (FG) -and- James Castleman (PAT) vs. Missouri State, Sept. 6, 2014
Recorded a Safety	Tyler Ferguson vs. Kansas, Oct. 24, 2015



THE LAST TIME...

OKLAHOMA STATE INDIVIDUAL MISCELLANEOUS

KR for a Touchdown	99, Tyreek Hill at Kansas, Oct. 11, 2014
Game-Opening KR for a Touchdown	100, Justin Gilbert vs. Kansas, Nov. 9, 2013
PR for a Touchdown	67, Jalen McCleskey at Texas Tech, Oct. 31, 2015
Punt Blocked for a Touchdown	Miketavius Jones blocked & returned vs. Kansas, Oct. 24, 2015
Returned a blocked FG for a Touchdown	Massey blocked, M. Jones returned vs. Kansas, Nov. 13, 1999
Returned a PAT for a score	Vincent Taylor blocked, Tre Flowers returned vs. Texas, Oct. 1, 2016
OSU player scored 4+ TDs in a game	4, Rennie Childs vs. Pittsburgh, Sept. 17, 2016
OSU player scored 5+ TDs in a game	7, Rashaun Woods at SMU, Sept. 20, 2003
Passed For 200 Yards & Rushed For 100 Yards	Zac Robinson, 202 passing/144 rushing at Baylor, Nov. 17, 2007
300-yd passer, 200-yd rusher, 200-yd receiver	Zac Robinson, 320 yards passing, Kendall Hunter, 210 yards rushing, Dez Bryant, 236 yards receiving vs. Houston, Sept. 6, 2008
300-yd passer, 100-yd rusher, 100-yd receiver	Mason Rudolph, 459 yards passing; Justice Hill, 117 yards rushing, James Washington, 235 yards receiving -and- Marcell Ateman, 119 yards receiving, vs. Baylor, Oct. 14, 2017
100-yd rusher & 100-yd receiver, same game	Justice Hill, 117 yards rushing, James Washington, 235 yards receiving -and- Marcell Ateman, 119 yards rec., vs. Baylor, Oct. 14, 2017
200-yd rusher & 200-yd receiver, same game	Kendall Hunter, 210 yards rushing, Dez Bryant, 236 yards receiving vs. Houston, Sept. 6, 2008
Punted the Ball 70+ Yards	71, Kip Smith vs. West Virginia, Oct. 25, 2014
Punted the Ball 80+ Yards	80, Cole Farden at Baylor, Nov. 22, 2003
Kicked a 50-Yard FG	53, Matt Ammendola at South Alabama, Sept. 8, 2017
Kicked Two 50+ Yard FGs, same game	Dan Bailey (52 and 52) at Louisiana, Oct. 8, 2010
Made 4+ FG	4, Ben Grogan vs. Missouri State, Sept. 6, 2014
OSU player blocked multiple kicks in a game	Vincent Taylor (two blocked PATs) vs. Texas, Oct. 1, 2016

OPPONENT TEAM

50+ Points	58 vs. Oklahoma, Nov. 28, 2015
Shut out OSU in Stillwater	vs. Colorado, Oct. 1, 2005 (34-0)
Shut out OSU in Stillwater (Conf.)	vs. Colorado, Oct. 1, 2005 (34-0)
Shut out OSU at opponent home	at Oklahoma, Nov. 28, 2009 (27-0)
Shut out OSU at opponent home (Conf.)	at Oklahoma, Nov. 28, 2009 (27-0)
Shut out OSU in the first half	vs. Texas, Nov. 16, 2014
Shut out OSU in the second half	at Oklahoma, Nov. 28, 2009
30+ first downs	32 vs. TCU, Sept. 23, 2017
40+ first downs	44 at Oklahoma, Nov. 24, 2012
50+ rushing attempts	60 vs. Tulsa, Aug. 31, 2017
60+ rushing attempts	60 vs. Tulsa, Aug. 31, 2017
Less than 25 Yards Rushing	13 vs. Colorado, Nov. 19, 2009
Less than 50 yards Rushing	42 at Texas, Oct. 21, 2017
Less than 100 Yards Rushing	42 at Texas, Oct. 21, 2017
200+ Yards Rushing	219 vs. Baylor, Oct. 14, 2017
300+ Yards Rushing	341 at Oklahoma, Dec. 3, 2016
400+ Yards Rushing	513, Nebraska, Aug. 31, 1995
500+ Yards Rushing	513, Nebraska, Aug. 31, 1995
50+ pass attempts	52 vs. Texas Tech, Nov. 12, 2016
60+ pass attempts	60 vs. Texas Tech, Sept. 25, 2014
70+ pass attempts	71 at Texas Tech, Nov. 2, 2013
Less than 100 Yards Passing	87 at Kansas State, Nov. 5, 2016
Less than 200 Yards Passing	168 vs. Baylor, Oct. 14, 2017
300+ Yards Passing	330 at Texas Tech, Sept. 30, 2017
400+ Yards Passing	445 vs. TCU, Nov. 7, 2015
500+ Yards Passing	512 at Oklahoma, Nov. 24, 2012
600+ Yards Passing	646 vs. Texas Tech, Sept. 22, 2007
Less than 200 Yards Total Offense	175 at South Alabama, Sept. 8, 2017
Less than 150 Yards Total Offense	139, Savannah State, Sept. 1, 2012
500+ Yards Total Offense	629 at Oklahoma, Dec. 3, 2016
600+ Yards Total Offense	629 at Oklahoma, Dec. 3, 2016
700+ Yards Total Offense	700 vs. Baylor, Nov. 21, 2015
90+ offensive plays	98 vs. Tulsa, Aug. 31, 2017
100+ offensive plays	104 vs. Baylor, Nov. 21, 2015
Forced 5 OSU Turnovers	5 at Kansas State, Nov. 3, 2012
Intercepted 4 OSU Passes	4 at Kansas State, Nov. 3, 2012
Had 0 Turnovers	vs. Oklahoma, Nov. 28, 2015

OPPONENT INDIVIDUAL RUSHING

100+ Yards Rushing	168, Darius Anderson, vs. TCU, Sept. 23, 2017
200+ Yards Rushing	239, Samaje Perine at Oklahoma, Dec. 3, 2016
250+ Yards Rushing	267, Vince Young vs. Texas, Oct. 29, 2005

QB rushed for 100 Yards
Two Players with 100+ Yards Rushing

50+ Yard Run
80+ Yard Run
90+ Yard Run
Had 30+ Rushing Attempts
Had 35+ Rushing Attempts
4+ Rushing Touchdowns
5+ Rushing Touchdowns

153, Jesse Ertz at Kansas State, Nov. 5, 2016
148, D'Onta Foreman -and-
106, Chris Warren III vs. Texas, Oct. 1, 2016
55, Corey Taylor II vs. Tulsa, Aug. 31, 2017
80, Ja'Terian Douglas at Tulsa, Sept. 18, 2011
90, Calvin Jones at Nebraska, Oct. 10, 1992
37, Semaje Perine at Oklahoma, Dec. 3, 2016
35, Stepfan Taylor vs. Stanford, Jan. 2, 2012
5, Cedric Benson vs. Texas, Nov. 6, 2004
5, Cedric Benson vs. Texas, Nov. 6, 2004

OPPONENT INDIVIDUAL PASSING

300+ Yards Passing	330, Nic Shimonek, at Texas Tech, Sept. 30, 2017
400+ Yards Passing	445, Trevone Boykin vs. TCU, Nov. 7, 2015
500+ Yards Passing	500, Landry Jones at Oklahoma, Nov. 24, 2012
600+ Yards Passing	646, Graham Harrell vs. Texas Tech, Sept. 22, 2007
Had 30+ Completions	34, Patrick Mahomes vs. Texas Tech, Nov. 12, 2016
Had 40+ Completions	45, Davis Webb at Texas Tech, Nov. 2, 2013
Had 40+ Attempts	51, Patrick Mahomes vs. Texas Tech, Nov. 12, 2016
Had 50+ Attempts	51, Patrick Mahomes vs. Texas Tech, Nov. 12, 2016
Had 60+ Attempts	71, Davis Webb at Texas Tech, Nov. 2, 2013
Had 70+ Attempts	71, Davis Webb at Texas Tech, Nov. 2, 2013
50+ Yard Pass	90, Sam Ehlinger to John Burt, at Texas, Oct. 21, 2017 (First Down)
80+ Yard Pass	90, Sam Ehlinger to John Burt, at Texas, Oct. 21, 2017 (First Down)
90+ Yard Pass	90, Sam Ehlinger to John Burt, at Texas, Oct. 21, 2017 (First Down)
Had 4+ TD Passes	4, Seth Russell at Baylor, Sept. 24, 2016
Had 5+ TD Passes	5, Taylor Martinez vs. Nebraska, Oct. 23, 2010
Had 6+ TD Passes	6, Graham Harrell vs. Texas Tech, Nov. 8, 2008

OPPONENT INDIVIDUAL RECEIVING

Caught 10+ Passes	10, Sterling Shepard vs. Oklahoma, Nov. 28, 2015
Caught 15+ Passes	15, Jace Amaro at Texas Tech, Nov. 2, 2013
100+ Yards Receiving	103, Phillip Lindsay vs. Colorado, Dec. 29, 2016
Two With 100+ Yards Receiving	175, Ishmael Zamora and 114, Chris Platt at Baylor, Sept. 24, 2016
Three With 100+ Yards Receiving	162, Jalen Saunders, 146, Justin Brown and 103, Kenny Stills at Oklahoma, Nov. 24, 2012
200+ Yards Receiving	210, KD Cannon vs. Baylor, Nov. 21, 2015
Two Players with 200+ Yards Receiving	237, Michael Crabtree -and- 233, Danny Amendola, Texas Tech, Sept. 22, 2007
Had 3+ TD Catches	3, Laquon Treadwell vs. Ole Miss, Jan. 1, 2016
Had 4+ TD Catches	4, Marcus Harris at Wyoming, Sept. 23, 1995
100+ Yards Receiving by a Running Back	103, Phillip Lindsay vs. Colorado, Dec. 29, 2016

OPPONENT INDIVIDUAL DEFENSE

Had 15+ Tackles	15, Denzel Johnson at TCU, Nov. 19, 2016
Had 2+ Interceptions	2, Jordan Thomas vs. Oklahoma, Nov. 28, 2015
Had 3+ Interceptions	3, Allen Chapman at Kansas State, Nov. 3, 2012
Interception Return for a Touchdown	95, Damarcus Fields, at Texas Tech, Sept. 30, 2017
Fumble Return for a Touchdown	Jason Pinnock at Pittsburgh, Sept. 16, 2017
Had 4+ Tackles for Loss	4.5, Travon Blanchard at Baylor, Sept. 24, 2016
Had 5+ Tackles for Loss	6, Dylan Cole vs. Missouri State, Sept. 6, 2014
Had 3+ Sacks	3, Tim Crowder, Texas, Nov. 6, 2004
Had 4+ Sacks	4, Antwaun Bynum vs. Missouri, Oct. 6, 2001
Blocked a Punt	Jayd Kirby at Kansas State, Nov. 5, 2016
Blocked a FG	Travis Britz vs. Kansas State, Oct. 5, 2013
Blocked a PAT attempt	Poona Ford vs. Texas, Oct. 1, 2016
Recorded a safety	Kyle Rose at West Virginia, Oct. 10, 2015

OPPONENT INDIVIDUAL MISCELLANEOUS

KR for a Touchdown	100, Jakeem Grant at Texas Tech, Oct. 31, 2015
PR for a Touchdown	64, Jalen Saunders vs. Oklahoma, Dec. 7, 2013
Punt Blocked for a Touchdown	21, Daniel Gonzalez, Kansas St., Oct. 7, 2006
Returned a blocked FG for a Touchdown	65, Kip Daily, Kansas St., Oct. 5, 2013
Returned a PAT for a score	Frank Alexander, vs. Oklahoma, Nov. 29, 2008
Scored 4+ TD in a game	4, Cooper Rush vs. Central Michigan, Sept. 10, 2016
Passed for 200 Yards & Rushed for 100 Yards	Taylor Martinez, 323 passing/112 rushing vs. Nebraska, Oct. 23, 2010
Punted the Ball 70+ Yards	74, Michael Such vs. Tulsa, Sept. 18, 2010
Punted the Ball 80+ Yards	81, Brian Lewis vs. Oklahoma, Nov. 9, 1996
Kicked a 50-Yard FG	51, Nick Rose vs. Texas, Nov. 16, 2014
Made 4+ FG	4, Jimmy Stevens, Oklahoma, Nov. 27, 2010



BOX SCORES

		GAME ONE Aug. 31, 2017 Stillwater, Okla. Attendance: 56,790 TV: FS1	
TULSA <small>RV/RV</small>		24	
OKLAHOMA STATE <small>10/11</small>		59	

Captains: Mason Rudolph, James Washington, Tre Flowers, Kirk Tucker

Score by Quarters	1	2	3	4	Score
Tulsa	0	17	0	7	24
Oklahoma State	21	17	14	7	59

Scoring Summary

1st	12:59	OSU	Johnson, T 44 yd pass from Rudolph, M. (Ammendola kick)
			8-74 2:01, TLS 0 - OSU 7
	06:35	OSU	Washington, J. 40 yd pass from Rudolph (Ammendola kick)
			6-81 2:13, TLS 0 - OSU 14
	04:08	OSU	Hill, Justice 3 yd run (Ammendola kick)
			2-52 0:17, TLS 0 - OSU 21
2nd	10:38	TLS	Higuera, A. 0 yd fumble recovery (Jones, R kick)
			TLS 7 - OSU 21
	10:06	OSU	King, J.D. 71 yd run (Ammendola kick)
			2-75 0:32, TLS 7 - OSU 28
	06:18	TLS	Taylor II, C. 3 yd run (Jones, R kick)
			13-75 3:48, TLS 14 - OSU 28
	03:29	OSU	Ammendola, Matt 24 yd field goal
			9-60 2:49, TLS 14 - OSU 31
	02:04	OSU	Washington 77 yd pass from Rudolph (Ammendola kick)
			1-77 0:10, TLS 14 - OSU 38
	00:00	TLS	Jones, R. 23 yd field goal
			4-18 0:33, TLS 17 - OSU 38
3rd	06:37	OSU	Rudolph, Mason 1 yd run (Ammendola kick)
			14-80 5:29, TLS 17 - OSU 45
	02:14	OSU	Edison-McGruder, K. 82 yd fumble ret. (Ammendola kick)
			TLS 17 - OSU 52
4th	07:55	OSU	Brown, LD 15 yd run (Ammendola, Matt kick)
			2-20 0:34, TLS 17 - OSU 59
	05:35	TLS	Taylor II, C. 55 yd run (Jones, R. kick)
			6-75 2:20, TLS 24 - OSU 59

	TLS	OSU
FIRST DOWNS	26	25
RUSHES-YARDS (NET)	60-244	37-332
PASSING YDS (NET)	188	308
Passes Att-Comp-Int	38-20-0	26-21-0
TOTAL OFFENSE PLAYS-YARDS	98-432	63-640
Fumble Returns-Yards	1-26	1-82
Punt Returns-Yards	0-0	2-3
Kickoff Returns-Yards	3-45	3-67
Interception Returns-Yards	0-0	0-0
Punts (Number-Avg)	7-44.6	2-40.0
Fumbles-Lost	3-2	2-2
Penalties-Yards	6-48	5-51
Possession Time	36:40	23:20
Third-Down Conversions	16 of 26	5 of 9
Fourth-Down Conversions	1 of 2	0 of 0
Red-Zone Scores-Chances	2-4	4-5
Sacks By: Number-Yards	2-9	1-11

RUSHING: Tulsa-Taylor II, C. 20-111; President, C. 8-69; Brewer, D. 22-33; Brooks, S. 8-28; Skipper, L. 2-3. Oklahoma State-Hill, Justice 15-132; King, J.D. 6-95; Brown, LD 5-92; Johnson, Tyron 1-11; Wilson, Ja'Ron 5-8; Rudolph, Mason 3-3; Washington, James 1-minus 1; Cornelius, Taylor 1-minus 8.

PASSING: Tulsa-President, C. 18-35-0-178; Skipper, L. 2-3-0-10. Oklahoma State-Rudolph, Mason 20-24-0-303; Cornelius, Taylor 1-2-0-5.

RECEIVING: Tulsa-Johnson, K. 7-52; Hobbs, J. 6-71; Stewart, J. 3-30; Carter, N. 2-18; Brewer, D. 1-18; Taylor II, C. 1-minus 1. Oklahoma State-Washington, James 6-145; Ateman, Marcell 4-75; Stoner, Dillon 4-18; Hill, Justice 3-10; Johnson, Tyron 1-44; Lacy, Chris 1-13; Finefuiaki, Sione 1-5; McCleskey, Jalen 1-minus 2.

INTERCEPTIONS: Tulsa-None. Oklahoma State-None.

FUMBLES: Tulsa-Wilson Jr., P. 1-0; President, C. 1-1; Brooks, S. 1-1. Oklahoma State-McCleskey, Jalen 1-1; Rudolph, Mason 1-1.

		GAME TWO Sep. 8, 2017 Mobile, Ala. Attendance: 26,487 TV: ESPN2	
SOUTH ALABAMA		7	
OKLAHOMA STATE <small>11/10</small>		44	

Captains: Larry Williams, Jerel Morrow, DeQuinton Osborne, Chance Cook

Score by Quarters	1	2	3	4	Score
South Alabama	0	0	0	7	7
Oklahoma State	17	3	21	3	44

Scoring Summary

1st	07:32	OSU	Ammendola, Matt 31 yd field goal
			12-57 3:58, USA 0 - OSU 3
	05:31	OSU	Washington, J. 66 yd pass from Rudolph (Ammendola kick)
			2-68 0:29, USA 0 - OSU 10
	01:36	OSU	Ateman, M. 4 yd pass from Rudolph (Ammendola kick)
			7-73 2:23, USA 0 - OSU 17
2nd	00:11	OSU	Ammendola, Matt 53 yd field goal
			8-44 1:06, USA 0 - OSU 20
3rd	11:16	OSU	Ateman, M. 20 yd pass from Rudolph (Ammendola kick)
			4-43 0:58, USA 0 - OSU 27
	07:44	OSU	Rudolph, Mason 10 yd run (Ammendola kick)
			6-63 1:54, USA 0 - OSU 34
	04:12	OSU	Phillips, Justin 25 yd interception return (Ammendola kick)
			USA 0 - OSU 41
4th	10:55	OSU	Ammendola, Matt 48 yd field goal
			12-39 6:29, USA 0 - OSU 44
	04:35	USA	Francis, Mseiah 17 yd pass from Davis (Patterson kick)
			11-83 6:20, USA 7 - OSU 44

	USA	OSU
FIRST DOWNS	12	29
RUSHES-YARDS (NET)	27-41	37-163
PASSING YDS (NET)	134	342
Passes Att-Comp-Int	24-14-1	41-26-0
TOTAL OFFENSE PLAYS-YARDS	51-175	78-505
Fumble Returns-Yards	0-0	0-0
Punt Returns-Yards	0-0	2-13
Kickoff Returns-Yards	4-84	1-18
Interception Returns-Yards	0-0	1-25
Punts (Number-Avg)	7-48.4	2-37.0
Fumbles-Lost	1-1	1-0
Penalties-Yards	3-40	4-25
Possession Time	29:56	30:04
Third-Down Conversions	1 of 10	7 of 16
Fourth-Down Conversions	1 of 1	2 of 2
Red-Zone Scores-Chances	1-2	5-6
Sacks By: Number-Yards	1-1	4-25

RUSHING: South Alabama - Johnson, Xavier 5-36, Moore, Deonta 2-12, Minter, Tra 7-10, Foster, Denzel 2-2, TEAM 1-minus 2, Davis, Dallas 8-minus 8, Garvin, Cole 2-minus 9. Oklahoma State- King, J.D. 8-64, Brown, LD 10-38, Wudtee, Keondre 3-29, Hill, Justice 11-27, Rudolph, Mason 4-18, TEAM 1-minus 13.

PASSING: South Alabama-Davis, Dallas 13-23-1-126, Garvin, Cole 1-1-0-8. Oklahoma State-Rudolph, Mason 25-38-0-335; Wudtee, Keondre 1-3-0-7.

RECEIVING: South Alabama-Way, Jamarius 5-66, McCray, Jordan 3-27, Collier, Sa'Mory 2-3, Francis, Mseiah 1-17, Harris, Sam 1-16, Moore, Deontra 1-4, Minter, Tra 1-1. Oklahoma State-Ateman, Marcell 5-51, Lacy, Chris 4-54, Hill, Justice 4-46, Johnson, Tyron 4-43, McCleskey, Jalen 4-19, Washington, James 2-98, Stoner, Dillon 2-24, Wallace, Tylan 1-7.

INTERCEPTIONS: Tulsa-Davis, Dallas 1. Oklahoma State-None.

FUMBLES: Tulsa-Johnson, Xavier 1-1. Oklahoma State-TEAM 1-0.

		GAME THREE Sep 16, 2017 Pittsburgh, Pa. Attendance: 38,952 TV: ESPN	
PITTSBURGH		21	
OKLAHOMA STATE <small>9/8</small>		59	

Captains: Aaron Cochran, Jalen McCleskey, Kirk Tucker, Jerel Morrow

Score by Quarters	1	2	3	4	Score
South Alabama	0	14	7	0	21
Oklahoma State	21	28	7	3	59

Scoring Summary:

1st	13:00	OSU	Hill, Justice 20 yd run (Ammendola kick)
			7-75 2:00, OSU 7 - UP 0
	07:46	OSU	Stoner 54 yd pass from Rudolph (Ammendola kick)
			10-96 3:16, OSU 14 - UP 0
	03:33	OSU	Ateman 69 yd pass from Rudolph (Ammendola kick)
			6-80 1:32, OSU 21 - UP 0
2nd	13:41	OSU	McCleskey 8 yd pass from Rudolph (Ammendola,kick)
			6-54 1:14, OSU 28 - UP 0
	11:22	OSU	McCleskey 40 yd pass from Rudolph (Ammendola kick)
			3-65 0:39, OSU 35 - UP 0
	09:25	UP	Moss, C. 5 yd run (Kessman kick)
			4-87 1:57, OSU 35 - UP 7
	06:15	OSU	Hill, Justice 15 yd run (Ammendola kick)
			8-82 3:10, OSU 42 - UP 7
	03:40	OSU	McCleskey 48 yd pass from Rudolph (Ammendola kick)
			5-79 1:49, OSU 49 - UP 7
	00:16	UP	Araujo-Lopes 14 yd pass from DiNucci (Kessman kick)
			13-80 3:24, OSU 49 - UP 14
3rd	09:54	OSU	Phillips 10 yd interception return (Ammendola, kick)
			OSU 56 - UP 14
	00:08	UP	Pinnock 0 yd fumble recovery (Kessman kick)
			OSU 56 - UP 21
4th	10:08	OSU	Ammendola, Matt 25 yd field goal
			10-57 5:00, OSU 59 - UP 21

	OSU	UP
FIRST DOWNS	27	17
RUSHES-YARDS (NET)	35-104	34-103
PASSING YDS (NET)	572	288
Passes Att-Comp-Int	37-26-1	35-20-2
TOTAL OFFENSE PLAYS-YARDS	72-676	69-391
Fumble Returns-Yards	0-0	0-0
Punt Returns-Yards	0-0	0-0
Kickoff Returns-Yards	2-41	5-85
Interception Returns-Yards	2-17	1-0
Punts (Number-Avg)	1-45.0	6-48.7
Fumbles-Lost	1-1	0-0
Penalties-Yards	4-30	6-50
Possession Time	28:28	31:32
Third-Down Conversions	10 of 14	5 of 15
Fourth-Down Conversions	0 of 1	1 of 2
Red-Zone Scores-Chances	4-4	2-2
Sacks By: Number-Yards	2-22	1-3

RUSHING: Oklahoma State-Hill, Justice 11-91; King, J.D. 16-35; Brown, LD 4-8; Rudolph, Mason 1-minus 3; TEAM 3-minus 27. Pitt-Moss, C. 12-36; French, M. 3-34; DiNucci, B. 7-18; Araujo-Lopes, R 1-10; Ollison, Q. 7-6; Hall, D. 1-1; Henderson, Q. 1-1; Browne, M. 2-minus 3.

PASSING: Oklahoma State-Rudolph, Mason 23-32-1-497; Cornelius, Taylor 3-5-0-75. Pitt-DiNucci, B. 13-25-2-228; Browne, M. 7-10-0-60.

RECEIVING: Oklahoma State-McCleskey, Jalen 7-162; Washington, James 5-124; Stoner, Dillon 5-100; Ateman, Marcell 4-109; Wallace, Tylan 2-49; Hill, Justice 2-2; Abbott, Britton 1-26. Pitt-Araujo-Lopes, R 6-89; Flanagan, M. 3-43; Mathews, A. 3-32; French, M. 3-16; Henderson, Q. 1-74; Moss, C. 1-12; Hall, D. 1-8; Clark, C. 1-7; Ollison, Q. 1-7.

INTERCEPTIONS: Oklahoma State-Phillips, Justin 1-10; Flowers, Tre 1-7. Pitt-Maddox, A. 1-0.

FUMBLES: Oklahoma State-TEAM 1-1. Pitt-None.



BOX SCORES

	GAME FOUR Sept. 23, 2017 Stillwater, Okla. Attendance: 56,790 TV: ESPN
TCU ^{16/15}	44
OKLAHOMA STATE ^{6/7}	31

Captains: Marcell Ateman, Vili Levini, Jordan Brailford, Britton Abbott

Score by Quarters	1	2	3	4	Score
TCU	6	14	14	10	44
Oklahoma State	7	3	7	14	31

Scoring Summary

1st	10:46	TCU	Song, Jonathan 29 yd field goal 12-64 4:14, TCU 3 - OSU 0
	02:45	TCU	Song, Jonathan 31 yd field goal 14-63 5:40, TCU 6 - OSU 0
	02:15	OSU	Washington 86 yd pass from Rudolph (Ammendola kick) 2-90 0:30, TCU 6 - OSU 7
2nd	14:28	TCU	Anderson, D. 28 yd run (Song, Jonathan kick) 7-75 2:47, TCU 13 - OSU 7
	07:15	TCU	Diarse 9 yd pass from Hill (Song, Jonathan kick) 9-62 4:38, TCU 20 - OSU 7
	04:46	OSU	Ammendola, Matt 29 yd field goal 11-63 2:29, TCU 20 - OSU 10
3rd	11:59	TCU	Anderson, D. 6 yd run (Song, Jonathan kick) 6-42 1:54, TCU 27 - OSU 10
	08:37	OSU	Stoner 14 yd pass from Rudolph (Ammendola kick) 10-78 3:22, TCU 27 - OSU 17
	04:34	TCU	Olonilua, Sewo 1 yd run (Song, Jonathan kick) 9-75 4:03, TCU 34 - OSU 17
4th	12:03	TCU	Song, Jonathan 31 yd field goal 11-66 5:41, TCU 37 - OSU 17
	09:44	OSU	Rudolph, Mason 1 yd run (Ammendola, Matt kick) 10-79 2:19, TCU 37 - OSU 24
	03:03	OSU	Hill, Justice 1 yd run (Ammendola, Matt kick) 5-47 1:24, TCU 37 - OSU 31
	02:37	TCU	Anderson, D. 42 yd run (Song, Jonathan kick) 3-48 0:26, TCU 44 - OSU 31

	TCU	OSU
FIRST DOWNS	32	26
RUSHES-YARDS (NET)	52-238	31-101
PASSING YDS (NET)	228	398
Passes Att-Comp-Int	33-22-1	42-22-3
TOTAL OFFENSE PLAYS-YARDS	85-466	73-499
Fumble Returns-Yards	0-0	0-0
Punt Returns-Yards	1-3	1-0
Kickoff Returns-Yards	3-62	5-86
Interception Returns-Yards	3-2	1-7
Punts (Number-Avg)	2-45.0	3-48.3
Fumbles-Lost	3-0	1-1
Penalties-Yards	4-23	8-77
Possession Time	39:04	20:56
Third-Down Conversions	11 of 19	7 of 14
Fourth-Down Conversions	0 of 0	1 of 2
Red-Zone Scores-Chances	6-6	4-4
Sacks By: Number-Yards	3-18	2-22

RUSHING: TCU-Anderson, D. 26-160; Olonilua, Sewo 9-38; Reagor, Jalen 1-18; Turpin, K. 1-16; Hill, Kenny 10-15; TEAM 3-minus 3; Snell, Kenedy 2-minus 6. Oklahoma State-Hill, Justice 25-102; King, J.D. 1-7; Rudolph, Mason 5-minus 8.

PASSING: TCU-Hill, Kenny 22-33-1-228. Oklahoma State-Rudolph, Mason 22-41-2-398; McCleskey, Jalen 0-1-1-0.

RECEIVING: TCU-White, Desmon 5-25; Anderson, D. 4-41; Diarse, John 3-40; Reagor, Jalen 3-25; Nixon, Shaun 2-22; Turpin, K. 2-21; Olonilua, Sewo 2-11; Austin, Jaelan 1-43. Oklahoma State-Washington, James 6-153; Ateman, Marcell 6-100; McCleskey, Jalen 4-79; Stoner, Dillon 3-39; Hill, Justice 3-27.

INTERCEPTIONS: TCU-Orr, Nick 1-0; Bradley, Chris 1-0; Collier, L.J. 1-minus 2. Oklahoma State-Flowers, Tre 1-7.

FUMBLES: TCU-Hill, Kenny 2-0; Anderson, D. 1-0. Oklahoma State-Rudolph, Mason 1-1.

	GAME FIVE Sept. 30, 2017 Lubbock, Texas Attendance: 60,901 TV: FOX
TEXAS TECH ^{RV/RV}	34
OKLAHOMA STATE ^{15/14}	41

Captains: Brad Lundblade, James Washington, Ramon Richards, Landon Wolf

Score by Quarters	1	2	3	4	Score
Texas Tech	7	10	3	14	34
Oklahoma State	7	14	13	7	41

Scoring Summary

1st	11:15	OSU	Washington 14 yd pass from Rudolph (Ammendola kick) 7-68 1:53, OSU 7 - TTU 0
	07:42	TTU	Fields 95 yd interception return (Barden kick) OSU 7 - TTU 7
2nd	14:14	TTU	Cantrell 3 yd pass from Shimonek (Barden kick) 8-80 4:16, OSU 7 - TTU 14
	09:41	OSU	Hill 5 yd pass from Rudolph (Ammendola kick) 11-75 4:33, OSU 14 - TTU 14
	03:49	OSU	McCleskey 4 yd pass from Rudolph (Ammendola kick) 10-88 3:13, OSU 21 - TTU 14
	00:00	TTU	Barden, Michael 24 yd field goal 11-56 3:49, OSU 21 - TTU 17
3rd	12:50	OSU	Rudolph 8 yd run (Ammendola kick) 8-75 2:10, OSU 28 - TTU 17
	09:40	OSU	Ammendola, Matt 22 yd field goal 4-4 1:32, OSU 31 - TTU 17
	06:18	TTU	Barden, Michael 26 yd field goal 9-64 3:22, OSU 31 - TTU 20
	02:55	OSU	Ammendola, Matt 27 yd field goal 8-65 3:23, OSU 34 - TTU 20
4th	14:53	TTU	Stockton, J. 1 yd run (Barden kick) 8-70 3:02, OSU 34 - TTU 27
	09:56	TTU	Nisby 1 yd run (Barden kick) 7-51 2:53, OSU 34 - TTU 34
	01:12	OSU	Rudolph 16 yd run (Ammendola kick) 6-79 2:09, OSU 41 - TTU 34

	OSU	TTU
FIRST DOWNS	32	25
RUSHES-YARDS (NET)	44-221	26-54
PASSING YDS (NET)	376	330
Passes Att-Comp-Int	38-27-1	46-29-1
TOTAL OFFENSE PLAYS-YARDS	82-597	72-384
Fumble Returns-Yards	0-0	0-0
Punt Returns-Yards	1-12	0-0
Kickoff Returns-Yards	1-31	6-93
Interception Returns-Yards	1-0	1-95
Punts (Number-Avg)	1-35.0	5-32.6
Fumbles-Lost	0-0	0-0
Penalties-Yards	8-78	8-63
Possession Time	30:39	29:21
Third-Down Conversions	6 of 11	5 of 12
Fourth-Down Conversions	0 of 0	0 of 1
Red-Zone Scores-Chances	7-10	5-6
Sacks By: Number-Yards	1-12	1-4

RUSHING: Oklahoma State-Hill, Justice 30-164; Rudolph, Mason 11-50; King, J.D. 2-12; TEAM 1-minus 5. Texas Tech-Stockton, J. 12-28; King, Tre 4-12; Coutee, Keke 1-11; Shimonek, Nic 4-3; Nisby, Desmond 5-0.

PASSING: Oklahoma State-Rudolph, Mason 27-38-1-376. Texas Tech-Shimonek, Nic 29-46-1-330.

RECEIVING: Oklahoma State-Washington, James 9-127; Ateman, Marcell 6-114; McCleskey, Jalen 5-48; Brown, Keenen 2-40; Hill, Justice 2-7; Stoner, Dillon 1-21; Johnson, Tyron 1-12; Lacy, Chris 1-7. Texas Tech-Stockton, J. 7-52; Batson, Cameron 6-84; Cantrell, Dylan 6-67; Coutee, Keke 3-53; Wesley, Antoine 3-38; Willies, D. 3-30; High, Ja'Deion 1-6.

INTERCEPTIONS: Oklahoma State-Brailford, Jordan 1-0. Texas Tech-Fields, D. 1-95.

FUMBLES: Oklahoma State-None. Texas Tech-None.

	GAME SIX Oct. 14, 2017 Stillwater, Okla. Attendance: 56,790 TV: FS1
BAYLOR	14
OKLAHOMA STATE ^{14/14}	59

Captains: Zach Crabtree, Darrion Daniels, Justin Phillips, Cole Walterscheid

Score by Quarters	1	2	3	4	Score
Baylor	7	3	6	0	16
Oklahoma State	7	28	10	14	59

Scoring Summary

1st	08:23	BU	Ebner, Trestan 0 yd fumble recovery (Martin kick) 12-75 6:37, BU 7 - OSU 0
	03:06	OSU	Ateman 38 yd pass from Rudolph (Ammendola kick) 6-52 1:42, BU 7 - OSU 7
2nd	14:44	OSU	McCleskey 25 yd pass from Rudolph (Ammendola kick) 6-80 1:13, BU 7 - OSU 14
	09:18	BU	Martin, Connor 38 yd field goal 11-55 5:26, BU 10 - OSU 14
	08:43	OSU	Hill, Justice 79 yd run (Ammendola kick) 2-80 0:35, BU 10 - OSU 21
	05:14	OSU	Rudolph, Mason 1 yd run (Ammendola kick) 7-81 2:18, BU 10 - OSU 28
	00:37	OSU	King, J.D. 1 yd run (Ammendola kick) 8-69 2:21, BU 10 - OSU 35
3rd	11:47	BU	Martin, Connor 40 yd field goal 10-51 2:52, BU 13 - OSU 35
	09:24	OSU	Ammendola, Matt 40 yd field goal 10-52 2:23, BU 13 - OSU 38
	06:56	BU	Martin, Connor 29 yd field goal 8-66 2:28, BU 16 - OSU 38
	06:24	OSU	Washington 68 yd pass from Rudolph (Ammendola kick) 2-75 0:32, BU 16 - OSU 45
4th	14:55	OSU	Washington, James 2 yd run (Ammendola kick) 13-74 4:26, BU 16 - OSU 52
	10:37	OSU	Cornelius, Taylor 40 yd run (Ammendola kick) 3-59 1:27, BU 16 - OSU 59

	BAY	OSU
FIRST DOWNS	22	29
RUSHES-YARDS (NET)	46-219	38-276
PASSING YDS (NET)	168	471
Passes Att-Comp-Int	36-14-2	33-20-0
TOTAL OFFENSE PLAYS-YARDS	82-387	71-747
Fumble Returns-Yards	0-0	0-0
Punt Returns-Yards	0-0	2-0
Kickoff Returns-Yards	6-85	3-62
Interception Returns-Yards	0-0	2-15
Punts (Number-Avg)	5-46.0	1-54.0
Fumbles-Lost	3-1	2-2
Penalties-Yards	5-39	5-40
Possession Time	35:39	24:21
Third-Down Conversions	7 of 18	5 of 9
Fourth-Down Conversions	0 of 2	1 of 2
Red-Zone Scores-Chances	3-3	4-4
Sacks By: Number-Yards	0-0	1-8

RUSHING: Baylor-Williams, Ter. 10-95; Lovett, John 11-62; Ebner, Trestan 9-37; Brewer, Charlie 5-21; Hasty, Ja'Mycal 6-15; Smith, Zach 4-minus 5; Mims, Denzel 1-minus 6. Oklahoma State-Hill, Justice 14-117; Cornelius, Taylor 3-66; King, J.D. 9-47; Brown, LD 2-19; Wilson, Ja'Ron 6-14; Rudolph, Mason 3-11; Washington, James 1-2.

PASSING: Baylor-Smith, Zach 11-28-1-127; Brewer, Charlie 3-7-1-41; Nicholson, Tony 0-1-0-0. Oklahoma State-Rudolph, Mason 19-31-0-459; Cornelius, Taylor 1-2-0-12.


RECEIVING: Baylor-Nicholson, Tony 4-57; Stricklin, Pooh 3-41; Feuerbacher, J. 2-25; Mims, Denzel 2-20; Jaynes, Tyler 1-12; Holmes, Gavin 1-12; Lovett, John 1-1. Oklahoma State-Washington, James 6-235; Ateman, Marcell 4-119; McCleskey, Jalen 4-49; Johnson, Tyron 3-39; Alexander, Tyrell 1-12; Lacy, Chris 1-10; Hill, Justice 1-7.

INTERCEPTIONS: Baylor-None. Oklahoma State-Akem, Gyasi 1-15; Mwaniki, Thabo 1-0.

FUMBLES: Baylor-Smith, Zach 2-1; Williams, Ter. 1-0. Oklahoma State-McCleskey, Jalen 1-1; Washington, James 1-1.



BOX SCORES

	GAME SEVEN Oct. 21, 2017 Austin, Texas Attendance: 92,506 TV: ABC
TEXAS	10
OKLAHOMA STATE <small>10/11</small>	13

Captains: Justice Hill, Marcus Keyes, Tre Flowers, Ramon Richards

Score by Quarters	1	2	3	4	OT	Score
Oklahoma State	7	0	0	3	3	13
Texas	0	7	3	0	0	10

Scoring Summary

1st 04:51 OSU King, J.D. 7 yd run (Ammendola kick)
10-96 2:52, OSU 7 - UT 0
2nd 13:59 UT Ehlinger, Sam 2 yd run (Rowland kick)
3-86 0:50, OSU 7 - UT 7
3rd 10:42 UT Rowland, Joshua 22 yd field goal
13-71 4:18, OSU 7 - UT 10
4th 12:31 OSU Ammendola, Matt 19 yd field goal
12-74 4:20, OSU 10 - UT 10
OT OT1 OSU Ammendola, Matt 34 yd field goal
4-8 0:00, OSU 13 - UT 10

	OSU	UT
FIRST DOWNS	26	13
RUSHES-YARDS (NET)	51-146	33-42
PASSING YDS (NET)	282	241
Passes Att-Comp-Int	38-25-0	36-22-1
TOTAL OFFENSE PLAYS-YARDS	89-428	69-283
Fumble Returns-Yards	0-0	0-0
Punt Returns-Yards	3-14	1-0
Kickoff Returns-Yards	1-19	2-56
Interception Returns-Yards	1-0	0-0
Punts (Number-Avg)	9-41.6	11-50.9
Fumbles-Lost	4-1	2-0
Penalties-Yards	2-20	8-73
Possession Time	34:15	25:45
Third-Down Conversions	5 of 18	3 of 17
Fourth-Down Conversions	0 of 0	1 of 1
Red-Zone Scores-Chances	3-5	2-3
Sacks By: Number-Yards	3-48	2-14


RUSHING: Oklahoma State-Hill, Justice 33-117; King, J.D. 11-43; Rudolph, Mason 7-minus 14. Texas-Warren III, C. 12-33; Hemphill, Reggi 2-12; Heard, Jerrod 2-4; Carter, Toneil 1-3; Ehlinger, Sam 16-minus 10.


PASSING: Oklahoma State-Rudolph, Mason 25-38-0-282. Texas-Ehlinger, Sam 22-36-1-241.

RECEIVING: Oklahoma State-McCleskey, Jalen 8-78; Ateman, Marcell 4-87; Washington, James 4-32; Hill, Justice 3-29; Lacy, Chris 2-30; Stoner, Dillon 2-15; Johnson, Tyron 2-11. Texas-Leonard, Dorian 4-26; Heard, Jerrod 3-27; Johnson, Collin 3-24; Burt, John 2-99; Hemphill, Reggi 2-20; Warren III, C. 2-12; Brewer, Cade 1-15; Humphrey, Lil'J 1-9; Joe, Lorenzo 1-9; Duvernay, Devin 1-9; Carter, Toneil 1-minus 3; Young, Daniel 1-minus 6.

INTERCEPTIONS: Oklahoma State-Richards, Ramon 1-0. Texas-None.

FUMBLES: Oklahoma State-Lacy, Chris 1-0; Rudolph, Mason 1-0; Hill, Justice 1-1; Stoner, Dillon 1-0. Texas-Ehlinger, Sam 1-0; TEAM 1-0.

	GAME EIGHT Oct. 28, 2017 Morgantown, W.V. Attendance: TV: ABC
WEST VIRGINIA <small>22/22</small>	
OKLAHOMA STATE <small>11/12</small>	

	GAME NINE Nov. 4, 2017 Stillwater, Okla. Attendance: TV: TBA
OKLAHOMA	
OKLAHOMA STATE	



SELECT PLAYERS GAME-BY-GAME STATS

49 MATT AMMENDOLA

KICKER | 5-9 | 195 | R-SOPHOMORE
LANDSDALE, PA./NORTH PENN

Career Highs

Longest FG 53 twice, last at South Alabama 9/8/17
Most FG Made 3 at South Alabama, 9/8/17

2017 Season Highs

Longest FG 53 at South Alabama 9/8/17
Most FG Made 3 at South Alabama, 9/8/17

Ammendola's 2016 Game-by-Game Kicking Stats

Date	Opponent	PAT-A	FGM-FGA	Lg	Blk
Sept. 3	SE Louisiana	0-1	0-0	0	0
Sept. 10	Central Michigan	0-0	1-1	53	0
Sept. 17	Pittsburgh	0-0	0-0	0	0
Sept. 24	at Baylor	0-0	0-0	0	0
Oct. 1	Texas	0-0	0-0	0	0
Oct. 8	Iowa State	0-0	0-0	0	0
Oct. 22	at Kansas	0-0	0-0	0	0
Oct. 29	West Virginia	0-0	0-0	0	0
Nov. 5	at Kansas State	0-0	0-0	0	0
Nov. 12	Texas Tech	0-0	0-0	0	0
Nov. 19	at TCU	0-0	0-0	0	0
Dec. 3	at Oklahoma	0-0	0-0	0	0

Ammendola's 2017 Game-by-Game Kicking Stats

Date	Opponent	PAT-A	FGM-FGA	Lg	Blk
Aug. 31	Tulsa	8-8	1-2	24	0
Sept. 8	at South Alabama	5-5	3-4	53	0
Sept. 16	at Pittsburgh	8-8	1-1	25	0
Sept. 23	TCU	4-4	1-1	29	0
Sept. 30	at Texas Tech	5-5	2-4	27	0
Oct. 14	Baylor	8-8	1-1	40	0
Oct. 21	at Texas	1-1	2-3	34	0
Oct. 28	at West Virginia				
Nov. 4	Oklahoma				
Nov. 11	at Iowa State				
Nov. 18	Kansas State				
Nov. 25	Kansas				

Ammendola's Career Kicking Stats

Year	FGM-FGA	Pct.	1-19	20-29	30-39	40-49	50+	Lg	Blk
2016	1-1	100.0	0-0	0-0	0-0	0-0	1-1	53	0
2017	11-16	68.8	1-2	6-7	2-3	2-3	1-1	53	0
Career	12-17	70.6	1-0	6-7	2-3	2-3	2-2	53	0

3 MARCELL ATEMAN

RECEIVER | 6-4 | 220 | R-SENIOR
DALLAS, TEXAS/WYLIE EAST

Career Highs

Receptions 8 at Iowa State, 11/14/15
Receiving Yards 132 at Iowa State, 11/14/15
Long Reception 82 vs. TCU, 11/7/15

2017 Season Highs

Receptions 6, twice, last at Texas Tech, 9/30/17
Receiving Yards 119 vs. Baylor, 10/14/17
Long Reception 69 at Pittsburgh, 9/16/17

Ateman's 2013 Game-by-Game Receiving Stats

Date	Opponent	No.	Yds.	TD	Long
Aug. 31	vs. Mississippi State	1	6	0	6
Sept. 7	at UTSA	4	40	0	22
Sept. 14	Lamar	3	46	0	29
Sept. 28	at West Virginia	1	6	0	6
Oct. 5	Kansas State	2	10	0	5
Oct. 19	TCU	0	0	0	0
Oct. 26	at Iowa State	0	0	0	0
Nov. 2	at Texas Tech	2	25	0	13

Nov. 9	Kansas	3	53	0	34
Nov. 16	at Texas	1	3	0	3
Nov. 23	Baylor	1	51	0	51
Dec. 7	Oklahoma	0	0	0	0
Jan. 3	vs. Missouri	4	36	0	23

Ateman's 2014 Game-by-Game Receiving Stats

Date	Opponent	No.	Yds.	TD	Long
Aug. 30	vs. Florida State	0	0	0	0
Sept. 6	Missouri State	1	4	0	4
Sept. 13	UTSA	4	70	0	43
Sept. 25	Texas Tech	6	130	0	41
Oct. 4	Iowa State	3	33	0	16
Oct. 11	at Kansas	1	7	0	7
Oct. 18	at TCU	2	-3	0	3
Oct. 25	West Virginia	0	0	0	0
Nov. 1	at Kansas State	2	17	0	9
Nov. 15	Texas	1	10	0	10
Nov. 22	at Baylor	0	0	0	0
Dec. 6	at Oklahoma		DNP		
Jan. 2	vs. Washington	0	0	0	0

Ateman's 2015 Game-by-Game Receiving Stats

Date	Opponent	No.	Yds.	TD	Long
Sept. 3	at Central Michigan	4	75	1	49
Sept. 12	Central Arkansas	4	46	0	21
Sept. 19	UTSA	1	13	1	13
Sept. 26	at Texas	4	69	0	29
Oct. 3	Kansas State	6	101	1	27
Oct. 10	at West Virginia	2	41	0	22
Oct. 24	Kansas	0	0	0	0
Oct. 31	at Texas Tech	3	31	0	13
Nov. 7	TCU	1	82	1	82
Nov. 14	at Iowa State	8	132	1	32
Nov. 21	Baylor	5	83	2	39
Nov. 28	Oklahoma	2	23	0	13
Jan. 1	vs. Ole Miss	5	70	0	27

Ateman's 2016 Game-by-Game Receiving Stats

Date	Opponent	No.	Yds.	TD	Long
Sept. 3	SE Louisiana		DNP		
Sept. 10	Central Michigan		DNP		
Sept. 17	Pittsburgh		DNP		
Sept. 24	at Baylor		DNP		
Oct. 1	Texas		DNP		
Oct. 8	Iowa State		DNP		
Oct. 22	at Kansas		DNP		
Oct. 29	West Virginia		DNP		
Nov. 5	at Kansas State		DNP		
Nov. 12	Texas Tech		DNP		
Nov. 19	at TCU		DNP		
Dec. 3	at Oklahoma		DNP		

Ateman's 2017 Game-by-Game Receiving Stats

Date	Opponent	No.	Yds.	TD	Long
Aug. 31	Tulsa	4	75	0	49
Sept. 8	at South Alabama	5	51	2	20
Sept. 16	at Pittsburgh	4	109	1	69
Sept. 23	TCU	6	100	0	29
Sept. 30	at Texas Tech	6	114	0	30
Oct. 14	Baylor	4	119	1	40
Oct. 21	at Texas	4	87	0	66
Oct. 28	at West Virginia				
Nov. 4	Oklahoma				
Nov. 11	at Iowa State				
Nov. 18	Kansas State				
Nov. 25	Kansas				

Ateman's Career Receiving Stats

Year	G	Rec.	Yds.	Avg.	TD	Long	Avg./G
2013	13	22	276	12.5	0	51	21.2
2014	12	20	268	13.4	0	43	22.3
2015	13	45	766	17.0	5	82	58.9
2016							
				DNP-Injured			
2017	7	33	655	19.8	4	69	93.6
Career	45	120	1965	16.4	9	82	43.7

24 LD BROWN

RUNNING BACK | 5-9 | 193 | R-FRESHMAN
DALLAS, TEXAS/DESOTO

Career Highs

Rushes 10 at South Alabama, 9/8/17
Rushing Yards 92 vs. Tulsa, 8/31/17
Long Rush 73 vs. Tulsa, 8/31/17

2017 Season Highs

Rushes 10 at South Alabama, 9/8/17
Rushing Yards 92 vs. Tulsa, 8/31/17
Long Rush 73 vs. Tulsa, 8/31/17

Brown's 2017 Game-by-Game Rushing Stats

Date	Opponent	No.	Gain	Loss	Net	TD	Long	Avg.
Aug. 31	Tulsa	5	95	3	92	1	73	18.4
Sept. 8	at South Alabama	10	38	0	38	0	13	3.8
Sept. 16	at Pittsburgh	4	12	4	8	0	6	2.0
Sept. 23	TCU				DNP			
Sept. 30	at Texas Tech				DNP			
Oct. 14	Baylor	2	19	0	19	0	12	9.5
Oct. 21	at Texas	0	0	0	0	0	0	0
Oct. 28	at West Virginia							
Nov. 4	Oklahoma							
Nov. 11	at Iowa State							
Nov. 18	Kansas State							
Nov. 25	Kansas							

Brown's 2017 Game-by-Game Receiving Stats

Date	Opponent	No.	Yds.	TD	Long
Aug. 31	Tulsa	0	0	0	0
Sept. 8	at South Alabama	0	0	0	0
Sept. 16	at Pittsburgh	0	0	0	0
Sept. 23	TCU			DNP	
Sept. 30	at Texas Tech			DNP	
Oct. 14	Baylor	0	0	0	0
Oct. 21	at Texas	0	0	0	0
Oct. 28	at West Virginia				
Nov. 4	Oklahoma				
Nov. 11	at Iowa State				
Nov. 18	Kansas State				
Nov. 25	Kansas				

Brown's Career Rushing Stats

Year	G	Att.	Gain	Loss	Net	Avg.	TD	Long	Avg./G
2017	5	21	164	7	157	7.5	1	73	31.4
Career	5	21	164	7	157	7.5	1	73	31.4

Browns's Career Receiving Stats

Year	G	Rec.	Yds.	Avg.	TD	Long	Avg./G
2017	5	0	0	0	0	0	0
Career	5	0	0	0	0	0	0



SELECT PLAYERS GAME-BY-GAME STATS

5 JUSTICE HILL

RUNNING BACK | 5-10 | 185 | SOPHOMORE
TULSA, OKLA./BOOKER T. WASHINGTON

Career Highs

Rushes	33 at Texas, 10/21/17
Rushing Yards	164 at Texas Tech, 9/30/17
Long Rush	38 at Baylor, 9/24/16

2017 Season Highs

Rushes	33 at Texas, 10/21/17
Rushing Yards	164 at Texas Tech, 9/30/17
Long Rush	32 vs. Tulsa, 8/31/17

Hill's 2016 Game-by-Game Rushing Stats

Date	Opponent	No.	Gain	Loss	Net	TD	Long	Avg.
Sept. 3	SE Louisiana	7	33	3	30	0	8	4.3
Sept. 10	Central Michigan	5	31	0	31	0	17	6.2
Sept. 17	Pittsburgh	12	38	10	28	0	18	2.3
Sept. 24	at Baylor	20	128	6	122	1	38	6.1
Oct. 1	Texas	25	143	8	135	1	30	5.4
Oct. 8	Iowa State	18	63	6	57	1	11	3.2
Oct. 22	at Kansas	22	162	0	162	1	32	7.4
Oct. 29	West Virginia	19	56	2	54	0	8	2.8
Nov. 5	at Kansas State	9	44	0	44	0	9	4.9
Nov. 12	Texas Tech	18	127	1	126	1	31	7.0
Nov. 19	at TCU	16	155	1	154	0	32	9.6
Dec. 3	at Oklahoma	16	100	1	99	0	32	6.2
Dec. 29	vs. Colorado	19	107	7	100	1	37	5.3

Hill's 2017 Game-by-Game Rushing Stats

Date	Opponent	No.	Gain	Loss	Net	TD	Long	Avg.
Aug. 31	Tulsa	15	140	8	132	1	32	8.8
Sept. 8	at South Alabama	11	27	0	27	0	7	2.5
Sept. 16	at Pittsburgh	11	91	0	91	2	20	8.3
Sept. 23	TCU	25	109	7	102	1	17	4.1
Sept. 30	at Texas Tech	30	165	1	164	0	24	5.5
Oct. 14	Baylor	14	119	2	117	1	79	8.4
Oct. 21	at Texas	33	127	10	117	0	15	3.5
Oct. 28	at West Virginia							
Nov. 4	Oklahoma							
Nov. 11	at Iowa State							
Nov. 18	Kansas State							
Nov. 25	Kansas							

Hill's 2016 Game-by-Game Receiving Stats

Date	Opponent	No.	Yds.	TD	Long
Sept. 3	SE Louisiana	1	6	0	6
Sept. 10	Central Michigan	0	0	0	0
Sept. 17	Pittsburgh	0	0	0	0
Sept. 24	at Baylor	0	0	0	0
Oct. 1	Texas	0	0	0	0
Oct. 8	Iowa State	2	16	0	11
Oct. 22	at Kansas	1	22	0	22
Oct. 29	West Virginia	0	0	0	0
Nov. 5	at Kansas State	0	0	0	0
Nov. 12	Texas Tech	0	0	0	0
Nov. 19	at TCU	1	2	0	2
Dec. 3	at Oklahoma	0	0	0	0
Dec. 29	vs. Colorado	0	0	0	0

Hill's 2017 Game-by-Game Receiving Stats

Date	Opponent	No.	Yds.	TD	Long
Aug. 31	Tulsa	3	10	0	8
Sept. 8	at South Alabama	4	46	0	14
Sept. 16	at Pittsburgh	2	2	0	3
Sept. 23	TCU	3	27	0	13
Sept. 30	at Texas Tech	2	7	1	5
Oct. 14	Baylor	1	7	0	7
Oct. 21	at Texas	3	29	0	20
Oct. 28	at West Virginia				
Nov. 4	Oklahoma				
Nov. 11	at Iowa State				
Nov. 18	Kansas State				
Nov. 25	Kansas				

Hill's Career Rushing Stats

Year	G	Att.	Gain	Loss	Net	Avg.	TD	Long	Avg./G
2016	13	206	1187	45	1142	5.5	6	38	87.8
2017	7	139	778	28	750	5.4	5	79	107.1
Career	20	345	1965	73	1892	5.5	11	79	94.6

Hill's Career Receiving Stats

Year	G	Rec.	Yds.	Avg.	TD	Long	Avg./G
2016	13	5	46	9.2	0	22	3.5
2017	7	18	128	7.1	1	20	18.3
Career	20	23	174	7.6	1	22	8.7

30 CHUBA HUBBARD

RUNNING BACK | 6-1 | 190 | FRESHMAN
SHERWOOD PARK, ALBERTA, CANADA/BEV FACEY

Career Highs

Rushes	N/A
Rushing Yards	N/A
Long Rush	N/A

2017 Season Highs

Rushes	N/A
Rushing Yards	N/A
Long Rush	N/A

Hubbard's 2017 Game-by-Game Rushing Stats

Date	Opponent	No.	Gain	Loss	Net	TD	Long	Avg.
Aug. 31	Tulsa				DNP			
Sept. 8	at South Alabama				DNP			
Sept. 16	at Pittsburgh				DNP			
Sept. 23	TCU				DNP			
Sept. 30	at Texas Tech				DNP			
Oct. 14	Baylor				DNP			
Oct. 21	at Texas				DNP			
Oct. 28	at West Virginia							
Nov. 4	Oklahoma							
Nov. 11	at Iowa State							
Nov. 18	Kansas State							
Nov. 25	Kansas							

Hubbard's 2017 Game-by-Game Receiving Stats

Date	Opponent	No.	Yds.	TD	Long
Aug. 31	Tulsa				DNP
Sept. 8	at South Alabama				DNP
Sept. 16	at Pittsburgh				DNP
Sept. 23	TCU				DNP
Sept. 30	at Texas Tech				DNP
Oct. 14	Baylor				DNP
Oct. 21	at Texas				DNP
Oct. 28	at West Virginia				
Nov. 4	Oklahoma				
Nov. 11	at Iowa State				
Nov. 18	Kansas State				
Nov. 25	Kansas				

Hubbard's Career Rushing Stats

Year	G	Att.	Gain	Loss	Net	Avg.	TD	Long	Avg./G
2017	-	-	-	-	-	-	-	-	-
Career	-	-	-	-	-	-	-	-	-

Hubbard's Career Receiving Stats

Year	G	Rec.	Yds.	Avg.	TD	Long	Avg./G
2017	-	-	-	-	-	-	-
Career	-	-	-	-	-	-	-

13 TYRON JOHNSON

RECEIVER | 6-1 | 185 | R-SOPHOMORE
NEW ORLEANS, LA/WARREN EASTON/LSU

Career Highs

Receptions	5 at Ole Miss, 2015
Receiving Yards	83 at Ole Miss, 2015
Long Reception	61 vs Western Kentucky, 2015

2017 Season Highs

Receptions	4 at South Alabama, 9/8/17
Receiving Yards	44 vs. Tulsa, 8/31/17
Long Reception	44 vs. Tulsa, 8/31/17

Johnson's 2015 Game-by-Game Receiving Stats (at LSU)

Date	Opponent	No.	Yds.	TD	Long
Sept. 5	McNeese State		DNP		
Sept. 12	at Mississippi State		DNP		
Sept. 19	Auburn	1	0	0	0
Sept. 26	Syracuse	0	0	0	0
Oct. 3	Eastern Michigan	0	0	0	0
Oct. 10	South Carolina	2	6	0	6
Oct. 17	Florida	0	0	0	0
Oct. 24	Western Kentucky	1	61	1	61
Nov. 7	at Alabama	0	0	0	0
Nov. 14	Arkansas		DNP		
Nov. 21	at Ole Miss	5	83	1	39
Nov. 28	Texas A&M	0	0	0	0
Dec. 29	vs. Texas Tech		DNP		

Johnson's 2017 Game-by-Game Receiving Stats

Date	Opponent	No.	Yds.	TD	Long
Aug. 31	Tulsa	1	44	1	44
Sept. 8	at South Alabama	4	43	0	14
Sept. 16	at Pittsburgh		DNP		
Sept. 23	TCU	0	0	0	0
Sept. 30	at Texas Tech	1	12	0	12
Oct. 14	Baylor	3	39	0	17
Oct. 21	at Texas	2	11	0	7
Oct. 28	at West Virginia				
Nov. 4	Oklahoma				
Nov. 11	at Iowa State				
Nov. 18	Kansas State				
Nov. 25	Kansas				

Johnson's Career Receiving Stats

Year	G	Rec.	Yds.	Avg.	TD	Long	Avg./G
2015	9	9	150	16.7	2	61	16.7
2016				Redshirt			
2017	6	11	149	13.5	1	44	24.8
Career	15	20	299	15.0	3	61	19.9

Johnson's Career Special Teams Stats

Year	GP	KR	Yds	Avg	TD	Long	PR	Yds	Avg	TD	Long
2015	9	0	0	0.0	0	0	0	0	0.0	0	0
2016											
2017	6	11	227	20.6	0	31	0	0	0.0	0	0
Career	15	11	227	20.6	0	31	0	0	0.0	0	0



SELECT PLAYERS GAME-BY-GAME STATS

27 J.D. KING

RUNNING BACK | 5-11 | 205 | FRESHMAN
FITZGERALD, GA./FITZGERLAD

Career Highs

Rushes	16 at Pittsburgh, 9/16/17
Rushing Yards	95 vs. Tulsa, 8/31/17
Long Rush	71 vs. Tulsa, 8/31/17

2017 Season Highs

Rushes	16 at Pittsburgh, 9/16/17
Rushing Yards	95 vs. Tulsa, 8/31/17
Long Rush	71 vs. Tulsa, 8/31/17

King's 2017 Game-by-Game Rushing Stats

Date	Opponent	No.	Gain	Loss	Net	TD	Long	Avg.
Aug. 31	Tulsa	6	95	0	95	1	71	15.8
Sept. 8	at South Alabama	8	64	0	64	0	31	8.0
Sept. 16	at Pittsburgh	16	40	5	35	0	6	2.2
Sept. 23	TCU	1	7	0	7	0	7	7.0
Sept. 30	at Texas Tech	2	12	0	12	0	7	6.0
Oct. 14	Baylor	9	47	0	47	1	14	5.2
Oct. 21	at Texas	11	43	0	43	1	10	3.9
Oct. 28	at West Virginia							
Nov. 4	Oklahoma							
Nov. 11	at Iowa State							
Nov. 18	Kansas State							
Nov. 25	Kansas							

King's 2017 Game-by-Game Receiving Stats

Date	Opponent	No.	Yds.	TD	Long
Aug. 31	Tulsa	0	0	0	0
Sept. 8	at South Alabama	0	0	0	0
Sept. 16	at Pittsburgh	0	0	0	0
Sept. 23	TCU	0	0	0	0
Sept. 30	at Texas Tech	0	0	0	0
Oct. 14	Baylor	0	0	0	0
Oct. 21	at Texas	0	0	0	0
Oct. 28	at West Virginia				
Nov. 4	Oklahoma				
Nov. 11	at Iowa State				
Nov. 18	Kansas State				
Nov. 25	Kansas				

King's Career Rushing Stats

Year	G	Att.	Gain	Loss	Net	Avg.	TD	Long	Avg./G
2017	7	53	308	5	303	5.7	3	71	43.3
Career	7	53	308	5	303	5.7	3	71	43.3

King's Career Receiving Stats

Year	G	Rec.	Yds.	Avg.	TD	Long	Avg./G
2017	7	0	0	0.0	0	0	0.0
Career	7	0	0	0.0	0	0	0.0

15 CHRIS LACY

RECEIVER | 6-3 | 205 | SENIOR
DESOTO, TEXAS/DESOTO

Career Highs

Receptions	4, five times, last at South Alabama 9/8/17
Receiving Yards	109 at TCU, 11/19/16
Long Reception	63 at TCU, 11/19/16
Receiving TD	2, twice, last vs. West Virginia, 10/29/16

2017 Season Highs

Receptions	4 at South Alabama, 9/8/17
Receiving Yards	54 at South Alabama, 9/8/17
Long Reception	16 at South Alabama, 9/8/17

Lacy's 2014 Game-by-Game Receiving Stats

Date	Opponent	No.	Yds.	TD	Long
Aug. 30	vs. Florida State	1	5	0	5
Sept. 6	Missouri State	0	0	0	0
Sept. 13	UTSA	1	19	0	19
Sept. 25	Texas Tech	1	23	0	23
Oct. 4	Iowa State	1	0	0	0
Oct. 11	at Kansas	0	0	0	0
Oct. 18	at TCU	0	0	0	0
Oct. 25	West Virginia	0	0	0	0
Nov. 1	at Kansas State	0	0	0	0
Nov. 15	Texas	0	0	0	0
Nov. 22	at Baylor	0	0	0	0
Dec. 6	at Oklahoma		DNP		
Jan. 2	vs. Washington	0	0	0	0

Lacy's 2015 Game-by-Game Receiving Stats

Date	Opponent	No.	Yds.	TD	Long
Sept. 3	at Central Michigan	1	7	0	7
Sept. 12	Central Arkansas	0	0	0	0
Sept. 19	UTSA	0	0	0	0
Sept. 26	at Texas	0	0	0	0
Oct. 3	Kansas State	1	15	0	15
Oct. 10	at West Virginia	0	0	0	0
Oct. 24	Kansas	4	76	2	38
Oct. 31	at Texas Tech	2	22	0	11
Nov. 7	TCU	0	0	0	0
Nov. 14	at Iowa State	0	0	0	0
Nov. 21	Baylor	0	0	0	0
Nov. 28	Oklahoma	0	0	0	0
Jan. 1	vs. Ole Miss	0	0	0	0

Lacy's 2016 Game-by-Game Receiving Stats

Date	Opponent	No.	Yds.	TD	Long
Sept. 3	SE Louisiana		DNP		
Sept. 10	Central Michigan	2	10	0	7
Sept. 17	Pittsburgh	4	64	0	28
Sept. 24	at Baylor	3	32	0	15
Oct. 1	Texas	3	52	0	28
Oct. 8	Iowa State	2	27	0	14
Oct. 22	at Kansas	1	11	0	11
Oct. 29	West Virginia	3	31	2	19
Nov. 5	at Kansas State	3	33	0	17
Nov. 12	Texas Tech	4	100	0	33
Nov. 19	at TCU	4	109	1	63
Dec. 3	at Oklahoma	1	9	0	9
Dec. 29	vs. Colorado	1	11	0	11

Lacy's 2017 Game-by-Game Receiving Stats

Date	Opponent	No.	Yds.	TD	Long
Aug. 31	Tulsa	1	13	0	1
Sept. 8	at South Alabama	4	54	0	16
Sept. 16	at Pittsburgh	0	0	0	0
Sept. 23	TCU		DNP		
Sept. 30	at Texas Tech	1	7	0	7
Oct. 14	Baylor	1	10	0	10
Oct. 21	at Texas	2	30	0	20
Oct. 28	at West Virginia				
Nov. 4	Oklahoma				
Nov. 11	at Iowa State				
Nov. 18	Kansas State				
Nov. 25	Kansas				

Lacy's Career Receiving Stats

Year	G	Rec.	Yds.	Avg.	TD	Long	Avg./G
2014	12	4	47	11.8	0	23	3.9
2015	13	8	120	15.0	2	38	9.2
2016	12	31	489	15.8	3	63	40.8
2017	6	9	114	12.7	0	20	19.0
Career	43	52	770	14.8	5	63	17.9

1 JALEN MCCLESKEY

RECEIVER | 5-10 | 170 | JUNIOR
COVINGTON, LA./COVINGTON

Career Highs

Receptions	11, twice, last vs. West Virginia, 10/29/16
Receiving Yards	162 at Pittsburgh, 9/16/17
Long Reception	56 vs. Central Arkansas, 9/12/15
Long Punt Return	67 (TD) at Texas Tech, 10/31/15

2017 Season Highs

Receptions	8 at Texas, 10/21/17
Receiving Yards	162 at Pittsburgh, 9/16/17
Long Reception	48 at Pittsburgh, 9/16/17

McCleskey's 2015 Game-by-Game Receiving Stats

Date	Opponent	No.	Yds.	TD	Long
Sept. 3	at Central Michigan	1	-1	0	0
Sept. 12	Central Arkansas	1	56	0	56
Sept. 19	UTSA	3	58	0	19
Sept. 26	at Texas	0	0	0	0
Oct. 3	Kansas State	3	12	1	4
Oct. 10	at West Virginia	1	6	0	6
Oct. 24	Kansas	1	20	0	20
Oct. 31	at Texas Tech	5	9	0	4
Nov. 7	TCU	4	30	0	18
Nov. 14	at Iowa State	1	22	0	22
Nov. 21	Baylor	3	16	2	9
Nov. 28	Oklahoma	3	1	0	3
Jan. 1	vs. Ole Miss	3	24	0	20

McCleskey's 2016 Game-by-Game Receiving Stats

Date	Opponent	No.	Yds.	TD	Long
Sept. 3	SE Louisiana	4	27	0	11
Sept. 10	Central Michigan	11	103	1	28
Sept. 17	Pittsburgh	3	17	0	12
Sept. 24	at Baylor	5	77	0	21
Oct. 1	Texas	4	109	2	52
Oct. 8	Iowa State	5	74	1	36
Oct. 22	at Kansas	6	129	0	47
Oct. 29	West Virginia	11	66	1	19
Nov. 5	at Kansas State	8	68	1	19
Nov. 12	Texas Tech	5	50	1	26
Nov. 19	at TCU	5	26	0	9
Dec. 3	at Oklahoma	2	16	0	12
Dec. 29	vs. Colorado	4	50	0	18



SELECT PLAYERS GAME-BY-GAME STATS

McCleskey's 2017 Game-by-Game Receiving Stats

Date	Opponent	No.	Yds.	TD	Long
Aug. 31	Tulsa	1	-2	0	-2
Sept. 8	at South Alabama	4	19	0	13
Sept. 16	at Pittsburgh	7	162	3	48
Sept. 23	TCU	4	79	0	34
Sept. 30	at Texas Tech	5	48	1	21
Oct. 14	Baylor	4	49	1	25
Oct. 21	at Texas	8	78	0	29
Oct. 28	at West Virginia				
Nov. 4	Oklahoma				
Nov. 11	at Iowa State				
Nov. 18	Kansas State				
Nov. 25	Kansas				

McCleskey's Career Receiving Stats

Year	G	Rec.	Yds.	Avg.	TD	Long	Avg./G
2015	13	29	253	8.7	3	56	19.5
2016	13	73	812	11.1	7	52	62.5
2017	7	33	433	13.1	5	48	61.9
Career	33	135	1498	11.1	15	56	45.4

McCleskey's Career Special Teams Stats

Year	GP	KR	Yds	Avg	TD	Long	PR	Yds	Avg	TD	Long
2015	13	1	20	20.0	0	20	22	111	5.0	1	67
2016	13	0	0	0.0	0	0	7	64	9.1	0	18
2017	7	0	0	0.0	0	0	5	16	3.2	0	13
Career	33	1	20	20.0	0	20	34	191	5.6	1	67

2 MASON RUDOLPH

QUARTERBACK | 6-5 | 230 | SENIOR
ROCK HILL, SC/NORTHWESTERN

Career Highs

Completions	34 vs. Kansas State, 10/3/15
Attempts	55 vs. Kansas State, 10/3/15
Yards	540 vs. Pittsburgh, 9/17/16
Passing TD	5, twice, last at Kansas State, 11/5/16
Long Pass	91 vs. Pittsburgh, 9/17/16

2017 Season Highs

Completions	28 at Texas, 10/21/17
Attempts	41 vs. TCU, 9/23/17
Yards	497 at Pittsburgh, 9/16/17
Passing TD	5 at Pittsburgh, 9/16/17
Long Pass	86 vs. TCU, 9/23/17

Rudolph's 2014 Game-by-Game Passing Stats

Date	Opponent	Cmp.	Att.	Int.	Yds.	TD	Long	Sack
Aug. 30	vs. Florida State			DNP				
Sept. 6	Missouri State			DNP				
Sept. 13	UTSA			DNP				
Sept. 25	Texas Tech			DNP				
Oct. 4	Iowa State			DNP				
Oct. 11	at Kansas			DNP				
Oct. 18	at TCU			DNP				
Oct. 25	West Virginia			DNP				
Nov. 1	at Kansas State			DNP				
Nov. 15	Texas			DNP				
Nov. 22	at Baylor	13	25	2	281	2	68	3
Dec. 6	at Oklahoma	19	35	1	273	2	43	2
Jan. 2	vs. Washington	17	26	1	299	2	48	3

Rudolph's 2015 Game-by-Game Passing Stats

Date	Opponent	Cmp.	Att.	Int.	Yds.	TD	Long	Sack
Sept. 3	at Central Michigan	22	32	0	266	1	49	2
Sept. 12	Central Arkansas	23	35	1	401	2	67	1
Sept. 19	UTSA	17	23	0	280	2	46	2
Sept. 26	at Texas	22	34	2	290	1	31	3
Oct. 3	Kansas State	34	55	1	437	3	47	2
Oct. 10	at West Virginia	20	40	3	218	0	31	2
Oct. 24	Kansas	20	26	0	305	1	43	3
Oct. 31	at Texas Tech	21	35	1	285	2	31	2
Nov. 7	TCU	16	24	0	352	5	82	1
Nov. 14	at Iowa State	24	36	0	327	1	32	3
Nov. 21	Baylor	27	50	0	430	3	48	6
Nov. 28	Oklahoma	0	3	1	0	0	0	0
Jan. 1	vs. Ole Miss	18	31	0	179	0	27	3

Rudolph's 2016 Game-by-Game Passing Stats

Date	Opponent	Cmp.	Att.	Int.	Yds.	TD	Long	Sack
Sept. 3	SE Louisiana	18	26	0	188	2	24	2
Sept. 10	Central Michigan	27	43	1	286	2	32	4
Sept. 17	Pittsburgh	26	46	0	540	2	91	3
Sept. 24	at Baylor	27	45	1	279	0	32	4
Oct. 1	Texas	19	28	0	392	3	54	3
Oct. 8	Iowa State	26	44	0	351	4	42	1
Oct. 22	at Kansas	16	24	0	220	1	47	5
Oct. 29	West Virginia	26	36	0	273	3	33	1
Nov. 5	at Kansas State	29	38	2	457	5	82	1
Nov. 12	Texas Tech	20	28	0	395	2	82	2
Nov. 19	at TCU	17	34	0	207	1	63	2
Dec. 3	at Oklahoma	11	25	0	186	0	54	2
Dec. 29	vs. Colorado	22	32	0	314	3	46	1

Rudolph's 2017 Game-by-Game Passing Stats

Date	Opponent	Cmp.	Att.	Int.	Yds.	TD	Long	Sack
Aug. 31	Tulsa	20	24	0	303	3	77	1
Sept. 8	at South Alabama	25	38	0	335	3	66	1
Sept. 16	at Pittsburgh	23	32	1	497	5	69	1
Sept. 23	TCU	22	41	2	398	2	86	3
Sept. 30	at Texas Tech	27	38	1	378	3	37	1
Oct. 14	Baylor	19	31	0	459	3	68	0
Oct. 21	at Texas	25	38	0	282	0	66	2
Oct. 28	at West Virginia							
Nov. 4	Oklahoma							
Nov. 11	at Iowa State							
Nov. 18	Kansas State							
Nov. 25	Kansas							

Rudolph's 2017 Game-by-Game Rushing Stats

Date	Opponent	No.	Gain	Loss	Net	TD	Long	Avg.
Aug. 31	Tulsa	3	4	1	3	1	3	1.0
Sept. 8	at South Alabama	4	19	1	18	1	10	4.5
Sept. 16	at Pittsburgh	1	0	-3	-3	0	0	-3.0
Sept. 23	TCU	5	11	19	-8	1	10	-1.6
Sept. 30	at Texas Tech	11	55	5	50	2	16	4.5
Oct. 14	Baylor	3	11	0	11	1	10	3.7
Oct. 21	at Texas	7	7	21	-14	0	4	-2.0
Oct. 28	at West Virginia							
Nov. 4	Oklahoma							
Nov. 11	at Iowa State							
Nov. 18	Kansas State							
Nov. 25	Kansas							

Rudolph's Career Passing Stats

Year	G	Effic	Cmp-Att-Int	Pct	Yds	TD	Lng	Avg/G
2014	3	154.01	49-86-4	57.0	853	6	68	284.3
2015	13	149.05	264-424-9	62.3	3770	21	82	290.0
2016	13	158.94	284-448-4	63.4	4091	28	91	314.7
2017	7	181.12	161-242-4	66.5	2650	19	86	378.6
Career	36	159.56	758-1200-21	63.2	11364	74	91	315.7

Rudolph's Career Rushing Stats

Year	G	Att.	Gain	Loss	Net	Avg.	TD	Long	Avg/G
2014	3	14	18	51	-33	-2.4	0	7	-11.0
2015	13	64	184	219	-35	-0.5	1	40	-2.7
2016	13	83	264	203	61	0.7	6	25	4.7
2017	7	34	107	50	57	1.7	6	16	8.1
Career	36	198	573	523	50	0.3	13	40	1.4

29 ZACH SINOR

PUNTER | 5-10 | 223 | R-JUNIOR
CASTROVILLE, TEXAS/MEDINA VALLEY

Career Highs

Most Punts	10 vs. Baylor, 2015
Most Punts Downed Inside 20	6 vs. TCU, 2015
Longest Punt	65, twice, last vs. Pittsburgh, 9/17/16

2017 Season Highs

Most Punts	2, twice, last at South Alabama, 9/8/17
Most Punts Downed Inside 20	1 vs. Tulsa, 8/31/17
Longest Punt	45, twice, last at Pittsburgh, 9/16/17

Sinor's 2015 Game-by-Game Punting Stats

Date	Opponent	No.	Yds	Avg.	Long	In20	TB
Sept. 3	at Central Michigan	5	234	46.8	65	2	0
Sept. 12	Central Arkansas	5	217	43.4	50	3	0
Sept. 19	UTSA	5	174	34.8	40	1	0
Sept. 26	at Texas	5	194	38.8	44	2	1
Oct. 3	Kansas State	4	150	37.5	40	2	0
Oct. 10	at West Virginia	8	359	44.9	52	3	1
Oct. 24	Kansas	4	142	35.5	42	2	0
Oct. 31	at Texas Tech	5	201	40.2	43	2	1
Nov. 7	TCU	9	379	42.1	53	6	0
Nov. 14	at Iowa State	3	113	37.7	45	1	0
Nov. 21	Baylor	10	390	39.0	46	4	0
Nov. 28	Oklahoma	5	190	38.0	45	0	0
Jan. 1	vs Ole Miss	7	267	38.1	55	3	0

Sinor's 2016 Game-by-Game Punting Stats

Date	Opponent	No.	Yds	Avg.	Long	In20	TB
Sept. 3	SE Louisiana	3	128	42.7	48	2	0
Sept. 10	Central Michigan	5	190	38.0	46	5	0
Sept. 17	Pittsburgh	6	286	47.7	65	4	0
Sept. 24	at Baylor	2	94	47.0	56	1	0
Oct. 1	Texas	6	276	46.0	53	2	0
Oct. 8	Iowa State	9	364	40.4	57	5	1
Oct. 22	at Kansas	4	168	42.0	53	1	0
Oct. 29	West Virginia	4	179	44.8	59	3	0
Nov. 5	at Kansas State	1	34	34.0	34	1	0
Nov. 12	Texas Tech	3	130	43.3	53	2	0
Nov. 19	at TCU	3	115	38.3	52	3	0
Dec. 3	at Oklahoma	6	240	40.0	58	3	0
Dec. 29	vs. Colorado	4	191	47.8	54	3	0

Sinor's 2017 Game-by-Game Punting Stats

Date	Opponent	No.	Yds	Avg.	Long	In20	TB
Aug. 31	Tulsa	1	37	37.0	37	1	0
Sept. 8	at South Alabama	2	74	37.0	45	0	0
Sept. 16	at Pittsburgh	1	45	45.0	45	0	0
Sept. 23	TCU	3	145	48.3	57	0	1
Sept. 30	at Texas Tech	1	35	35.0	35	0	0
Oct. 14	Baylor	1	54	54.0	54	0	1
Oct. 21	at Texas	9	374	41.6	50	2	1
Oct. 28	at West Virginia						
Nov. 4	Oklahoma						
Nov. 11	at Iowa State						
Nov. 18	Kansas State						
Nov. 25	Kansas						

Sinor's Career Stats

Year	GP	No.	Yards	Avg.	Long	TB	FC	i20	50+	BK
2015	13	75	3010	40.1	65	3	32	31	8	0
2016	13	56	2395	42.8	65	1	21	35	16	2
2017	7	18	764	42.4	57	3	5	3	0	0
Career	33	149	6169	41.4	65	7	58	69	24	2



SELECT PLAYERS GAME-BY-GAME STATS

17 DILLON STONER

RECEIVER | 6-0 | 198 | R-FRESHMAN
TULSA, OKLA./JENKS

Career Highs

Receptions	5 at Pittsburgh, 9/16/17
Receiving Yards	100 at Pittsburgh, 9/16/17
Long Reception	54 at Pittsburgh, 9/16/17

2017 Season Highs

Receptions	5 at Pittsburgh, 9/16/17
Receiving Yards	100 at Pittsburgh, 9/16/17
Long Reception	54 at Pittsburgh, 9/16/17

Stoner's 2016 Game-by-Game Receiving Stats

Date	Opponent	No.	Yds.	TD	Long
Sept. 3	SE Louisiana	2	27	0	17
Sept. 10	Central Michigan	0	0	0	0
Sept. 17	Pittsburgh	0	0	0	0
Sept. 24	at Baylor	3	0	0	4
Oct. 1	Texas		DNP		
Oct. 8	Iowa State		DNP		
Oct. 22	at Kansas		DNP		
Oct. 29	West Virginia		DNP		
Nov. 5	at Kansas State		DNP		
Nov. 12	Texas Tech		DNP		
Nov. 19	at TCU		DNP		
Dec. 3	at Oklahoma		DNP		

Stoner's 2017 Game-by-Game Receiving Stats

Date	Opponent	No.	Yds.	TD	Long
Aug. 31	Tulsa	4	18	0	7
Sept. 8	at South Alabama	2	24	0	13
Sept. 16	at Pittsburgh	5	100	1	54
Sept. 23	TCU	3	39	1	14
Sept. 30	at Texas Tech	1	21	0	21
Oct. 14	Baylor		DNP		
Oct. 21	at Texas	2	15	0	8
Oct. 28	at West Virginia				
Nov. 4	Oklahoma				
Nov. 11	at Iowa State				
Nov. 18	Kansas State				
Nov. 25	Kansas				

Stoner's Career Receiving Stats

Year	G	Rec.	Yds.	Avg.	TD	Long	Avg./G
2016(RS)	4	5	27	5.4	0	17	6.8
2017	6	17	217	12.8	2	54	36.2
Career	10	22	244	11.1	2	54	24.4

28 JAMES WASHINGTON

RECEIVER | 6-0 | 205 | SENIOR
STAMFORD, TEXAS/STAMFORD

Career Highs

Receptions	9, twice, last vs. Colorado, 12/29/16
Receiving Yards	296 vs. Pittsburgh, 9/17/16
Long Reception	91 vs. Pittsburgh, 9/17/16

2017 Season Highs

Receptions	9 at Texas Tech, 9/30/17
Receiving Yards	235 vs. Baylor 10/14/17
Long Reception	86 vs. TCU, 9/23/17

Washington's 2014 Game-by-Game Receiving Stats

Date	Opponent	No.	Yds.	TD	Long
Aug. 30	vs. Florida State	1	5	0	5
Sept. 6	Missouri State	0	0	0	0
Sept. 13	UTSA	1	33	1	33
Sept. 25	Texas Tech	3	87	2	39
Oct. 4	Iowa State	2	3	0	3
Oct. 11	at Kansas	2	17	0	9
Oct. 18	at TCU	0	0	0	0
Oct. 25	West Virginia	5	87	0	38
Nov. 1	at Kansas State	3	33	0	17
Nov. 15	Texas	3	19	1	8
Nov. 22	at Baylor	4	114	1	68
Dec. 6	at Oklahoma	2	25	0	21
Jan. 2	vs. Washington	2	33	1	28

Washington's 2015 Game-by-Game Receiving Stats

Date	Opponent	No.	Yds.	TD	Long
Sept. 3	at Central Michigan	2	19	0	16
Sept. 12	Central Arkansas	3	59	0	40
Sept. 19	UTSA	3	35	0	20
Sept. 26	at Texas	4	42	0	15
Oct. 3	Kansas State	7	100	1	32
Oct. 10	at West Virginia	2	30	0	22
Oct. 24	Kansas	6	103	1	43
Oct. 31	at Texas Tech	4	200	2	73
Nov. 7	TCU	5	184	3	74
Nov. 14	at Iowa State	4	48	0	19
Nov. 21	Baylor	5	88	2	39
Nov. 28	Oklahoma	7	169	1	72
Jan. 1	vs. Ole Miss	1	10	0	9

Washington's 2016 Game-by-Game Receiving Stats

Date	Opponent	No.	Yds.	TD	Long
Sept. 3	SE Louisiana	5	34	0	12
Sept. 10	Central Michigan	5	69	1	32
Sept. 17	Pittsburgh	9	296	2	91
Sept. 24	at Baylor	6	89	0	32
Oct. 1	Texas	3	91	1	54
Oct. 8	Iowa State	8	152	2	42
Oct. 22	at Kansas	1	9	0	9
Oct. 29	West Virginia	6	117	0	33
Nov. 5	at Kansas State	7	117	2	82
Nov. 12	Texas Tech	6	158	1	82
Nov. 19	at TCU	4	27	0	11
Dec. 3	at Oklahoma	2	50	0	44
Dec. 29	vs. Colorado	9	171	1	46

Washington's 2017 Game-by-Game Receiving Stats

Date	Opponent	No.	Yds.	TD	Long
Aug. 31	Tulsa	6	145	2	77
Sept. 8	at South Alabama	2	98	1	66
Sept. 16	at Pittsburgh	5	124	0	39
Sept. 23	TCU	6	153	1	86
Sept. 30	at Texas Tech	9	127	1	30
Oct. 14	Baylor	6	235	1	68
Oct. 21	at Texas	4	32	0	14
Oct. 28	at West Virginia				
Nov. 4	Oklahoma				
Nov. 11	at Iowa State				
Nov. 18	Kansas State				
Nov. 25	Kansas				

Washington's Career Receiving Stats

Year	G	Rec.	Yds.	Avg.	TD	Long	Avg./G
2014	13	28	456	16.3	6	68	35.1
2015	13	53	1087	20.5	10	74	83.6
2016	13	71	1380	19.4	10	91	106.2
2017	7	38	914	24.1	6	86	130.6
Career	46	190	3837	20.2	32	91	83.4

22 JA'RON WILSON

RUNNING BACK | 5-10 | 225 | R-FRESHMAN
EULESS, TEXAS/TRINITY

Career Highs

Rushes	5 vs. Tulsa, 8/31/17
Rushing Yards	8 vs. Tulsa, 8/31/17
Long Rush	5 vs. Tulsa, 8/31/17

2017 Season Highs

Rushes	5 vs. Tulsa, 8/31/17
Rushing Yards	8 vs. Tulsa, 8/31/17
Long Rush	5 vs. Tulsa, 8/31/17

Wilson's 2017 Game-by-Game Rushing Stats

Date	Opponent	No.	Gain	Loss	Net	TD	Long	Avg.
Aug. 31	Tulsa	5	10	2	8	0	5	1.6
Sept. 8	at South Alabama				DNP			
Sept. 16	at Pittsburgh				DNP			
Sept. 23	TCU				DNP			
Sept. 30	at Texas Tech				DNP			
Oct. 14	Baylor	6	18	4	14	0	6	2.3
Oct. 21	at Texas				DNP			
Oct. 28	at West Virginia							
Nov. 4	Oklahoma							
Nov. 11	at Iowa State							
Nov. 18	Kansas State							
Nov. 25	Kansas							

Wilson's 2017 Game-by-Game Receiving Stats

Date	Opponent	No.	Yds.	TD	Long
Aug. 31	Tulsa	0	0	0	0
Sept. 8	at South Alabama				DNP
Sept. 16	at Pittsburgh				DNP
Sept. 23	TCU				DNP
Sept. 30	at Texas Tech				DNP
Oct. 14	Baylor	0	0	0	0
Oct. 21	at Texas				DNP
Oct. 28	at West Virginia				
Nov. 4	Oklahoma				
Nov. 11	at Iowa State				
Nov. 18	Kansas State				
Nov. 25	Kansas				

Wilson's Career Rushing Stats

Year	G	Att.	Gain	Loss	Net	Avg.	TD	Long	Avg./G
2017	2	11	28	6	22	2.0	0	6	11.0
Career	2	11	28	6	22	2.0	0	6	11.0

Wilson's Career Receiving Stats

Year	G	Rec.	Yds.	Avg.	TD	Long	Avg./G
2017	2	0	0	0.0	0	0	0.0
Career	2	0	0	0.0	0	0	0.0



CAREER HIGHS FOR OTHERS (SORTED BY LAST NAME)

Offense

14 TAYLOR CORNELIUS - QB

Completions	6 vs. Southeastern Louisiana, 2016
Attempts	8 vs. Southeastern Louisiana, 2016
Yards	75 at Pittsburgh, 2017
Passing TD	No career passing TD
Long Pass	39 at Pittsburgh, 2017
Rushes	3 vs. Baylor, 2017
Rushing Yards	66 vs. Baylor, 2017
Long Rush	40 vs. Baylor, 2017

11 KEONDRE WUDTEE - QB

Completions	1 at South Alabama, 2017
Attempts	3 at South Alabama, 2017
Yards	7 at South Alabama, 2017
Passing TD	No career passing TD
Long Pass	7 at South Alabama, 2017
Rushes	3 at South Alabama, 2017
Rushing Yards	29 at South Alabama, 2017

Defense

9 GYASI AKEM - LB

Tackles	6, twice, last vs. TCU, 2017
Sacks	0.5 vs. TCU, 2017
TFL	1.0, twice, last vs. Pittsburgh, 2016
Interceptions	1 vs. Baylor, 2017

48 DAWSON BASSETT - LB

Tackles	1, twice, last vs. UTSA, 2015
Sacks	No career sacks
Tackles for Loss	No career tackles for loss
Fumble Recoveries	1 vs. UTSA, 2015

94 JORDAN BRAILFORD - DE

Tackles	7 vs. Baylor, 2017
Sacks	1.5 at Texas, 2017
TFL	1.5, three times, last at Texas, 2017

1 CALVIN BUNDAGE - LB

Tackles	5 at Texas, 2017
TFL	1.0 at TCU, 2016
Sacks	0.5 vs. TCU, 2017
Hurries	1 vs. Baylor, 2017

99 TREY CARTER - DT

Tackles	3 at South Alabama, 2017
TFL	1.5 vs. Colorado, 2016
Sacks	1.0, twice, last at Texas, 2017

2 DARIUS CURRY - CB

Tackles	4, at Central Michigan, 2015
TFL	1.0 vs. Kansas, 2015
Sacks	No career sacks

79 DARRION DANIELS - DT

Tackles	8 vs. TCU, 2017
TFL	1.0, five times, last vs. TCU, 2017
Sacks	0.5, at Central Michigan, 2015

3 KENNETH EDISON-MCGRUDER - LB

Tackles	7 vs. UTSA, 2015
TFL	0.5 vs. Texas Tech, 2016
Sacks	1.0 vs. Tulsa, 2017
Pass Break Ups	1, twice, last at Texas Tech, 2017

31 TRE FLOWERS - S

Tackles	13, at West Virginia, 2015
TFL	1.0, seven times, last at Oklahoma, 2016
Pass Break Ups	3 at Texas Tech, 2017
Interceptions	1, four times, last vs. TCU, 2017

4 A.J. GREEN - CB

Tackles	6, twice, last at Texas, 2017
TFL	1.5 vs. TCU, 2017
Pass Break Ups	1, twice, last at Texas, 2017
Interceptions	No career interceptions

33 KEVIN HENRY - LB

Tackles	6 vs. Tulsa, 2017
TFL	1.0 vs. Tulsa, 2017
Sacks	No career sacks

70 BEN HUGHES - DT

Tackles	1 vs. Kansas, 2015
TFL	No career tackles for loss
Hurries	1 vs. Baylor, 2017

95 VILI LEVENI - DE

Tackles	4, twice, last at Baylor, 2016
Tackles For Loss	2.0 vs. Pittsburgh, 2016
Sacks	1.0, twice, last vs. TCU, 2017

5 JEREL MORROW - S

Tackles	4, three times, last vs. Texas, 2016
TFL	1.0, twice, last vs. Tulsa, 2017
Pass Break Ups	1, five times, last vs. West Virginia, 2016

91 DEQUINTON OSBORNE - DT

Tackles	6 vs. TCU, 2017
Tackles For Loss	2.5 vs. Iowa State, 2016
Sacks	2.5 vs. Iowa State, 2016

93 JARRELL OWENS - DE

Tackles	5 at Oklahoma, 2016
TFL	2.0 at South Alabama, 2017
Sacks	1.0, 5 times, last vs. Central Michigan, 2016
Hurries	1 vs. Baylor, 2017

19 JUSTIN PHILLIPS - LB

Tackles	14 vs. Texas Tech, 2016
Sacks	1.0, four times, last vs. Baylor, 2017
TFL	2.5 vs. Baylor, 2017
Forced Fumbles	2 vs. Baylor, 2017

7 RAMON RICHARDS - S

Tackles	9 at Texas Tech, 2017
Pass Break Ups	2, three times, last at S. Alabama, 2017
Interceptions	1, 9 times, last at Texas, 2017

56 ENOCH SMITH, JR. - LB

Tackles	4 vs. Tulsa, 2017
Sacks	1.0 at South Alabama, 2017
TFL	1.0, twice, last at South Alabama, 2017

12 KIRK TUCKER - LB

Tackles	5, twice, last at South Alabama, 2017
Sacks	1.0 at South Alabama, 2017
TFL	1.0, twice, last at South Alabama, 2017
Forced Fumbles	1 vs. UTSA, 2015

45 CHAD WHITENER - LB

Tackles	19 vs. Baylor, 2015
Tackles for Loss	3.0 vs. Kansas State, 2015
Sacks	2.0 vs. Kansas State, 2015
Interceptions	2 vs. TCU, 2015

8 RODARIUS WILLIAMS - CB

Tackles	7 vs. TCU, 2017
TFL	1 at Texas, 2017
Pass Break Ups	2 vs. Baylor, 2017
Interceptions	No career interceptions

82 COLE WALTERSCHEID

Tackles	7 at Oklahoma, 2016
TFL	4.0 vs. Pittsburgh, 2016
Forced Fumbles	2.0 vs. Pittsburgh, 2016



STARTING LINEUPS/PLAYER CAREER STARTS

GAME-BY-GAME STARTING LINEUPS

STARTING LINEUPS - OFFENSE

		LT	LG	C	RG	RT	WR	WR	WR/CW	WR/CW	RB	QB
8/31	Tulsa	Cochran	Keyes	Lundblade	L.Williams	Crabtree	Washington	McCleskey	Lacy	Abbott	Hill	Rudolph
9/8	at South Alabama	Cochran	Keyes	Lundblade	L.Williams	Crabtree	Washington	McCleskey	Lacy	Abbott	Hill	Rudolph
9/16	at Pittsburgh	Cochran	Keyes	Lundblade	L.Williams	Crabtree	Washington	Lacy	Finefeuiaki	Abbott	Hill	Rudolph
9/23	TCU	Cochran	Keyes	Lundblade	Wilson	Jenkins	Washington	McCleskey	Ateman	Abbott	Hill	Rudolph
9/30	at Texas Tech	Cochran	Keyes	Lundblade	Wilson	Crabtree	Washington	McCleskey	Ateman	Abbott	Hill	Rudolph
10/14	Baylor	Cochran	Keyes	Wilson	Jenkins	Crabtree	Washington	McCleskey	Ateman	K.Brown	Hill	Rudolph
10/21	at Texas	Cochran	Keyes	Wilson	Jenkins	Crabtree	Washington	McCleskey	Ateman	K.Brown	Hill	Rudolph
10/28	at West Virginia											
11/4	Oklahoma											
11/11	at Iowa State											
11/18	Kansas State											
11/25	Kansas											

STARTING LINEUPS - DEFENSE

		DE	DT	DT/S/LB	DE	SLB	MLB	WLB	CB	SS	FS	CB
8/31	Tulsa	Leveni	Osborne	Daniels	Walterscheid	Edison-McGruder	Whitener	Phillips	R.Williams	R.Richards	Flowers	A.Green
9/8	at South Alabama	Leveni	Osborne	Mwaniki	Daniels	Bundage	Whitener	Phillips	R.Williams	R.Richards	Flowers	A.Green
9/16	at Pittsburgh	Leveni	Osborne	Daniels	Walterscheid	Tucker	Whitener	Phillips	R.Williams	R.Richards	Flowers	A.Green
9/23	TCU	Leveni	Osborne	Edison-McGruder	Daniels	Bundage	Whitener	Phillips	R.Williams	R.Richards	Flowers	A.Green
9/30	at Texas Tech	Leveni	Osborne	Daniels	Brailford	Edison-McGruder	Whitener	Phillips	R.Williams	R.Richards	Flowers	A.Green
10/14	Baylor	Leveni	Osborne	Daniels	Brailford	Edison-McGruder	Whitener	Phillips	R.Williams	R.Richards	Flowers	A.Green
10/21	at Texas	Leveni	Osborne	Daniels	Brailford	Bundage	Whitener	Phillips	R.Williams	R.Richards	Flowers	A.Green
10/28	at West Virginia											
11/4	Oklahoma											
11/11	at Iowa State											
11/18	Kansas State											
11/25	Kansas											

CAREER CONSECUTIVE AND TOTAL STARTS

Player, Pos.	Yr.	Consecutive	Total	-----Starts by Year-----				Player, Pos.	Yr.	Consecutive	Total	-----Starts by Year-----			
		Starts	Starts	2017	2016	2015	2014			Starts	Starts	2017	2016	2015	2014
Mason Rudolph, QB	Sr.	21	35	7	13	12	3	Brad Lundblade, OL	Sr.	0	32	5	13	13	1
Ramon Richards, CB	Sr.	20	30	7	13	1	9	Cole Walterscheid, DE	Jr.	0	14	2	13	0	0
Marcus Keyes, OL	So.	20	20	7	13	0	0	Jarrell Owens, DE	Jr.	0	12	0	12	0	0
Aaron Cochran, OL	Sr.	17	23	7	10(at Cal)	6(at Cal)	0(at Cal)	Larry Williams, OL	Sr.	0	8	3	5	0	0
Justice Hill, RB	So.	17	17	7	10	0	0	Kenneth Edison-McGruder, LB	Jr.	0	8	5	4	0	0
James Washington, WR	Sr.	14	37	7	12	13	5	Chris Lacy, WR	Sr.	0	5	3	1	0	0
Tre Flowers, S	Sr.	10	38	7	12	13	6	Britton Abbott, CW	Jr.	0	5	5	0	0	0
Chad Whitener, LB	Sr.	10	27	7	12	8	0	Sione Finefeuiaki, CW	Jr.	0	1	1	0	0	0
Marcell Ateman, WR	Sr.	7	26	7	0	12	7	Thabo Mwaniki, S	Fr.	0	1	1	0	0	0
Justin Phillips, LB	Jr.	7	9	7	2	0	0	Jerel Morrow, S	Sr.	0	1	0	0	0	1
Vili Leveni, DE	Sr.	7	8	7	1	0	0	Kirk Tucker, LB	Sr.	0	1	0	1	0	0
A.J. Green, CB	So.	7	7	7	0	0	0								
DeQuinton Osborne, DT	Sr.	7	7	7	0	0	0								
Darriion Daniels, DT	Jr.	7	7	7	0	0	0								
Rodarius Williams, CB	Fr.	7	7	7	0	0	0								
Jalen McCleskey, WR	Jr.	4	17	6	10	1	0								
Johnny Wilson, OL	So.	4	4	4	0	0	0								
Zachary Crabtree, OL	Sr.	3	40	6	13	13	8								
Jordan Brailford, DE	Jr.	3	3	3	0	0	0								
Tevin Jenkins, OL	R-Fr.	2	3	3	0	0	0								
Keenen Brown, CW	Jr.	2	3	2	1	0	0								
Calvin Bundage, LB	So.	1	3	3	0	0	0								

GAME-BY-GAME CAPTAINS

8/31	Tulsa	Rudolph	Washington	Flowers	Tucker
9/8	at South Alabama	L.Williams	Morrow	Osborne	Cook
9/16	at Pittsburgh	Cochran	McCleskey	Tucker	Morrow
9/23	TCU	Ateman	Leveni	Brailford	Abbott
9/30	at Texas Tech	Lundblade	Washington	R.Richards	Wolf
10/14	Baylor	Crabtree	Daniels	Phillips	Walterscheid
10/21	at Texas	Hill	Keyes	Flowers	R.Richards
10/28	at West Virginia	-	-	-	-
11/4	Oklahoma	-	-	-	-
11/11	at Iowa State	-	-	-	-
11/18	Kansas State	-	-	-	-
11/25	Kansas	-	-	-	-



EXPLOSIVE PLAYS & SCORING SUMMARY

PASSING PLAYS - 20 YARDS OR LONGER (45)

Yds	Connection	Opponent	Result of Pass	Result of Drive
86	Rudolph to Washington	TCU	Touchdown	Touchdown
77	Rudolph to Washington	Tulsa	Touchdown	Touchdown
69	Rudolph to Ateman	Pittsburgh	Touchdown	Touchdown
68	Rudolph to Washington	Baylor	Touchdown	Touchdown
66	Rudolph to Washington	South Alabama	Touchdown	Touchdown
66	Rudolph to Ateman	Texas	1st and 10 at UT 20	Missed Field Goal
58	Rudolph to Washington	Baylor	Fumble at BU 26	Fumble
54	Rudolph to Stoner	Pittsburgh	Touchdown	Touchdown
49	Rudolph to Ateman	Tulsa	1st and Goal at TU 3	Touchdown
48	Rudolph to McCleskey	Pittsburgh	Touchdown	Touchdown
45	Rudolph to Washington	Baylor	1st and 10 at BU 20	Touchdown
44	Rudolph to Johnson	Tulsa	Touchdown	Touchdown
43	Rudolph to Washington	Baylor	1st and Goal at BU 1	Touchdown
40	Rudolph to Washington	Tulsa	Touchdown	Touchdown
40	Rudolph to McCleskey	Pittsburgh	Touchdown	Touchdown
40	Rudolph to Ateman	Baylor	1st and Goal at BU 1	Touchdown
39	Rudolph to Washington	Pittsburgh	1st and 10 at OSU 40	Interception
39	Cornelius to Wallace	Pittsburgh	1st and 10 at PITT 18	Field Goal
38	Rudolph to Ateman	Baylor	Touchdown	Touchdown
37	Rudolph to K.Brown	Texas Tech	1st and 10 at TTU 33	Interception
34	Rudolph to McCleskey	TCU	1st and Goal at TCU 3	Touchdown
33	Rudolph to Ateman	Baylor	1st and 10 at BU 40	Touchdown
31	Rudolph to Washington	Pittsburgh	1st and 10 at PITT 16	Touchdown
30	Rudolph to Washington	South Alabama	1st and Goal at USA 4	Touchdown
30	Rudolph to Washington	Texas Tech	1st and 10 at TTU 19	Touchdown
30	Rudolph to Ateman	Texas Tech	1st and 10 at OSU 42	Touchdown
29	Rudolph to Ateman	TCU	1st and 10 at TCU 23	Interception
29	Rudolph to McCleskey	Texas	1st and 10 at UT 33	Touchdown
27	Rudolph to McCleskey	Pittsburgh	1st and 10 at PITT 21	Touchdown
27	Rudolph to Ateman	TCU	1st and 10 at TCU 28	Touchdown
26	Rudolph to McCleskey	Pittsburgh	1st and 10 at PITT 33	Touchdown
26	Cornelius to Abbott	Pittsburgh	1st and 10 at PITT 37	End of Game
26	Rudolph to Ateman	Texas Tech	1st and 10 at TTU 48	Touchdown
25	Rudolph to McCleskey	Baylor	Touchdown	Touchdown
24	Rudolph to Washington	Pittsburgh	1st and 10 at PITT 25	Interception
23	Rudolph to McCleskey	Texas	1st and 10 at UT 11	Field Goal
23	Rudolph to Washington	Pittsburgh	1st and 10 at 50	Touchdown
21	Rudolph to Ateman	Pittsburgh	1st and 10 at PITT 48	Touchdown
21	Rudolph to McCleskey	TCU	1st and 10 at OSU 46	Punt
21	Rudolph to McCleskey	Texas Tech	1st and 10 at TTU 42	Touchdown
21	Rudolph to Stoner	Texas Tech	1st and 10 at TTU 19	Missed Field Goal
20	Rudolph to Lacy	Texas	1st and Goal at UT 10	Touchdown
20	Rudolph to Hill	Texas	1st and 10 at UT 47	End of Half
20	Rudolph to Ateman	South Alabama	Touchdown	Touchdown
20	Rudolph to Washington	Texas Tech	1st and 10 at TTU 36	Missed Field Goal

RUNNING PLAYS - 20 YARDS OR LONGER (11)

Yds	Rusher	Opponent	Result of Rush	Result of Drive
79	Justice Hill	Baylor	Touchdown	Touchdown
73	LD Brown	Tulsa	1st and Goal at TU 3	Missed Field Goal
71	J.D. King	Tulsa	Touchdown	Touchdown
40	Taylor Cornelius	Baylor	Touchdown	Touchdown
32	Justice Hill	Tulsa	1st and 10 at TU 35	Field Goal
31	J.D. King	South Alabama	1st and 10 at OSU 46	Punt
24	Justice Hill	Texas Tech	1st and 10 at TTU 25	Touchdown
23	Taylor Cornelius	Baylor	1st and 10 at OSU 46	Turnover on Downs
22	Justice Hill	Texas Tech	1st and 10 at TTU 24	Touchdown
21	Justice Hill	Texas Tech	1st and 10 at TTU 31	Field Goal
20	Justice Hill	Pittsburgh	Touchdown	Touchdown

KICK RETURNS - 30 YARDS OR LONGER (0)

Yds	Returner	Opponent	Result of Return	Result of Drive
31	Tyron Johnson	Texas Tech	1st and 10 at OSU 34	Missed Field Goal

PUNT RETURNS - 20 YARDS OR LONGER (0)

Yds	Returner	Opponent	Result of Return	Result of Drive
-				

INTERCEPTION/FUMBLE RETURNS - 20 YARDS OR LONGER (2)

Yds	Returner	Opponent	Result of Return	Result of Drive
82	Kenneth Edison-McGruder	Tulsa	Touchdown	Touchdown
25	Justin Phillips	South Alabama	Touchdown	Touchdown

SEPT. 3 VS. TULSA

QTR.	TIME	PLAYS	YDS.	ELAPSED
1	12:59	8	74	2:01
1	6:35	6	81	2:13
1	4:08	2	52	0:17
2	10:06	2	75	0:32
2	3:29	9	60	2:49
2	2:04	1	77	0:10
3	6:37	14	80	5:29
3	2:14	0	0	0:00
4	7:55	2	20	0:34

SEPT. 8 AT SOUTH ALABAMA

QTR.	TIME	PLAYS	YDS.	ELAPSED
1	7:32	12	57	3:58
1	5:31	2	68	0:29
1	1:36	7	73	2:23
2	0:11	8	44	1:06
3	11:16	4	43	0:58
3	7:44	6	63	1:54
3	4:12	0	0	0:00
4	10:55	12	39	6:29

SEPT. 16 AT PITTSBURGH

QTR.	TIME	PLAYS	YDS.	ELAPSED
1	13:00	7	75	2:00
1	7:46	10	96	3:16
1	3:33	6	80	1:32
2	13:41	6	54	1:14
2	11:22	3	65	0:39
2	6:15	8	82	3:10
2	3:40	5	79	1:49
3	9:54	0	0	0:00
4	10:08	10	57	5:00

SEPT. 23 VS. TCU

QTR.	TIME	PLAYS	YDS.	ELAPSED
1	2:15	2	90	0:30
2	4:46	11	63	2:29
3	8:37	10	78	3:22
4	9:44	10	79	2:19
4	3:03	5	47	1:24

SEPT. 30 AT TEXAS TECH

QTR.	TIME	PLAYS	YDS.	ELAPSED
1	11:15	7	68	1:53
2	9:41	11	75	4:33
2	3:49	10	88	3:13
3	12:50	8	65	2:10
3	9:40	4	4	1:32
3	2:55	8	65	3:23
4	1:12	6	79	2:09

OCT. 14 VS. BAYLOR

QTR.	TIME	PLAYS	YDS.	ELAPSED
1	3:06	6	52	1:42
2	14:44	6	80	1:13
2	8:43	2	80	0:35
2	5:14	7	81	2:18
2	0:37	8	69	2:21
3	9:24	10	52	2:23
3	6:24	2	75	0:32
4	14:55	13	74	4:26
4	10:37	3	59	1:27

OCT. 21 AT TEXAS

QTR.	TIME	PLAYS	YDS.	ELAPSED
1	4:52	10	96	2:52
4	12:31	12	74	4:20
OT	0:00	4	8	0:00

OCT. 28 AT WEST VIRGINIA

QTR.	TIME	PLAYS	YDS.	ELAPSED
------	------	-------	------	---------

NOV. 4 VS. OKLAHOMA

QTR.	TIME	PLAYS	YDS.	ELAPSED
------	------	-------	------	---------

NOV. 11 AT IOWA STATE

QTR.	TIME	PLAYS	YDS.	ELAPSED
------	------	-------	------	---------

NOV. 18 VS. KANSAS STATE

QTR.	TIME	PLAYS	YDS.	ELAPSED
------	------	-------	------	---------

NOV. 25 VS. KANSAS

QTR.	TIME	PLAYS	YDS.	ELAPSED
------	------	-------	------	---------



SCORING DRIVE SUPERLATIVES

SCORING DRIVE SUPERLATIVES

LONGEST TOUCHDOWN PLAYS (20+)

86	Rudolph pass to James Washington vs. TCU
79	Justice Hill run vs. Baylor
77	Rudolph pass to James Washington vs. Tulsa
71	J.D. King run vs. Tulsa
69	Rudolph pass to Marcell Ateman at Pittsburgh
68	Rudolph pass to James Washington vs. Baylor
66	Rudolph pass to James Washington at S. Alabama
54	Rudolph pass to Dillon Stoner at Pittsburgh
48	Rudolph pass to Jalen McCleskey at Pittsburgh
44	Rudolph pass to Tyrone Johnson vs. Tulsa
40	Rudolph pass to James Washington vs. Tulsa
40	Rudolph pass to Jalen McCleskey at Pittsburgh
40	Taylor Cornelius run vs. Baylor
38	Rudolph pass to Marcell Ateman vs. Baylor
25	Rudolph to Jalen McCleskey vs. Baylor
20	Rudolph pass to Marcell Ateman at S. Alabama
20	Justice Hill run at Pittsburgh

FEWEST PLAYS

1 play, 77 yards (TD)	vs. Tulsa
2 plays, 20 yards (TD)	vs. Tulsa
2 plays, 52 yards (TD)	vs. Tulsa
2 plays, 68 yards (TD)	at South Alabama
2 plays, 75 yards (TD)	vs. Tulsa
2 plays, 75 yards (TD)	vs. Baylor
2 plays, 80 yards (TD)	vs. Baylor
2 plays, 90 yards (TD)	vs. TCU
3 plays, 59 yards (TD)	vs. Baylor
3 plays, 65 yards (TD)	at Pittsburgh
4 plays, 4 yards (FG)	at Texas Tech
4 plays, 8 yards (OT - FG)	at Texas
4 plays, 43 yards (TD)	at South Alabama
5 plays, 47 yards (TD)	vs. TCU
5 plays, 79 yards (TD)	at Pittsburgh
6 plays, 52 yards (TD)	vs. Baylor
6 plays, 54 yards (TD)	at Pittsburgh
6 plays, 63 yards (TD)	at South Alabama
6 plays, 79 yards (TD)	at Texas Tech
6 plays, 80 yards (TD)	at Pittsburgh
6 plays, 80 yards (TD)	vs. Baylor
6 plays, 81 yards (TD)	vs. Tulsa
7 plays, 68 yards (TD)	at Texas Tech
7 plays, 73 yards (TD)	at South Alabama
7 plays, 75 yards (TD)	at Pittsburgh
7 plays, 81 yards (TD)	vs. Baylor

MOST PLAYS

14 plays, 80 yards (TD)	vs. Tulsa
13 plays, 74 yards (TD)	vs. Baylor
12 plays, 74 yards (FG)	at Texas
12 plays, 57 yards (FG)	at South Alabama
12 plays, 39 yards (FG)	at South Alabama
11 plays, 75 yards (TD)	at Texas Tech
11 plays, 63 yards (FG)	vs. TCU
10 plays, 96 yards (TD)	at Pittsburgh
10 plays, 96 yards (TD)	at Texas
10 plays, 88 yards (TD)	at Texas Tech
10 plays, 79 yards (TD)	vs. TCU
10 plays, 78 yards (TD)	vs. TCU
10 plays, 57 yards (FG)	at Pittsburgh
10 plays, 52 yards (FG)	vs. Baylor
9 plays, 60 yards (FG)	vs. Tulsa
8 plays, 82 yards (TD)	at Pittsburgh
8 plays, 75 yards (TD)	at Texas Tech
8 plays, 74 yards (TD)	vs. Tulsa
8 plays, 69 yards (TD)	vs. Baylor
8 plays, 65 yards (FG)	at Texas Tech
8 plays, 44 yards (FG)	at South Alabama

MOST YARDS COVERED (80+)

96 yds (TD)	at Texas
96 yds (TD)	at Pittsburgh
90 yds (TD)	vs. TCU
88 yds (TD)	at Texas Tech
82 yds (TD)	at Pittsburgh
81 yds (TD)	vs. Tulsa
81 yds (TD)	vs. Baylor
80 yds (TD)	vs. Tulsa
80 yds (TD)	at Pittsburgh
80 yds (TD)	vs. Baylor

LEAST TIME ELAPSED

-:- (OT) - 4 plays, 8 yards (FG)	at Texas
0:10 - 1 play, 77 yards (TD)	vs. Tulsa
0:17 - 2 plays, 52 yards (TD)	vs. Tulsa
0:29 - 2 plays, 68 yards (TD)	at South Alabama
0:30 - 2 plays, 90 yards (TD)	vs. TCU
0:32 - 2 plays, 75 yards (TD)	vs. Tulsa
0:32 - 2 plays, 75 yards (TD)	vs. Baylor
0:34 - 2 plays, 20 yards (TD)	vs. Tulsa
0:35 - 2 plays, 80 yards (TD)	vs. Baylor
0:39 - 3 plays, 65 yards (TD)	at Pittsburgh
0:58 - 4 plays, 43 yards (TD)	at South Alabama
1:06 - 8 plays, 44 yards (FG)	at South Alabama
1:13 - 6 plays, 80 yards (TD)	vs. Baylor
1:14 - 6 plays, 54 yards (TD)	at Pittsburgh
1:24 - 5 plays, 47 yards (TD)	vs. TCU
1:27 - 3 plays, 59 yards (TD)	vs. Baylor
1:32 - 6 plays, 80 yards (TD)	at Pittsburgh
1:32 - 4 plays, 4 yards (FG)	at Texas Tech
1:42 - 6 plays, 52 yards (TD)	vs. Baylor
1:49 - 5 plays, 79 yards (TD)	at Pittsburgh
1:53 - 7 plays, 68 yards (TD)	at Texas Tech
1:54 - 6 plays, 63 yards (TD)	at South Alabama
2:00 - 7 plays, 75 yards (TD)	at Pittsburgh
2:01 - 8 plays, 74 yards (TD)	vs. Tulsa
2:09 - 6 plays, 79 yards (TD)	at Texas Tech
2:10 - 8 plays, 75 yards (TD)	at Texas Tech
2:13 - 6 plays, 81 yards (TD)	vs. Tulsa
2:18 - 7 plays, 81 yards (TD)	vs. Baylor
2:19 - 10 plays, 79 yards (TD)	vs. TCU
2:21 - 8 plays, 69 yards (TD)	vs. Baylor
2:23 - 7 plays, 73 yards (TD)	at South Alabama
2:23 - 10 plays, 52 yards (FG)	vs. Baylor
2:29 - 11 plays, 63 yards (FG)	vs. TCU
2:49 - 9 plays, 60 yards (FG)	vs. Tulsa
2:52 - 10 plays, 96 yards (TD)	at Texas

MOST TIME ELAPSED

6:29 - 12 plays, 39 yards (FG)	at South Alabama
5:29 - 14 plays, 80 yards (TD)	vs. Tulsa
5:00 - 10 plays, 57 yards (FG)	at Pittsburgh
4:33 - 11 plays, 75 yards (TD)	at Texas Tech
4:26 - 13 plays, 74 yards (TD)	vs. Baylor
4:20 - 12 plays, 74 yards (FG)	at Texas
3:58 - 12 plays, 57 yards (FG)	at South Alabama
3:23 - 8 plays, 65 yards (FG)	at Texas Tech
3:22 - 10 plays, 78 yards (TD)	vs. TCU
3:16 - 10 plays, 96 yards (TD)	at Pittsburgh
3:13 - 10 plays, 88 yards (TD)	at Texas Tech
3:10 - 8 plays, 82 yards (TD)	at Pittsburgh

SCORING DRIVE ANALYSIS

	Oklahoma State		Opponent	
	TD	FG	TD	FG
Negative Yards	0	0	0	0
0-9 yards	0	2	0	0
10-19 yards	0	0	0	1
20-29 yards	1	0	0	0
30-39 yards	0	1	0	0
40-49 yards	2	1	2	0
50-59 yards	4	3	1	3
60-69 yards	5	3	1	5
70-79 yards	13	1	6	1
80-89 yards	8	0	5	0
90-99 yards	3	0	0	0

GAME-OPENING DRIVES

	----- Oklahoma State -----				----- Opponent -----			
	Plays	Yards	TOP	Result	Plays	Yards	TOP	Result
Tulsa	8	74	2:01	TD	9	24	4:11	Punt
South Alabama	3	3	1:09	Punt	3	-1	2:21	Punt
Pittsburgh	7	75	2:00	TD	3	8	1:58	Punt
TCU	6	13	2:21	Punt	12	64	4:14	FG
Texas Tech	7	68	1:53	TD	3	8	1:52	Punt
Baylor	4	23	1:19	Punt	12	75	6:37	TD
Texas	5	14	1:23	Punt	8	26	3:11	Punt
West Virginia								
Oklahoma								
Iowa State								
Kansas State								
Kansas								

SECOND HALF-OPENING DRIVES

	----- Oklahoma State -----				----- Opponent -----			
	Plays	Yards	TOP	Result	Plays	Yards	TOP	Result
Tulsa	14	80	5:29	TD	9	29	2:54	Punt
South Alabama	4	43	0:58	TD	3	20	2:46	Fumble
Pittsburgh	4	74	1:14	INT	7	35	3:09	Punt
TCU	5	18	1:07	INT	6	42	1:54	TD
Texas Tech	8	75	2:10	TD	3	-6	1:38	Punt
Baylor	1	54	0:21	Fumble	10	51	2:52	FG
Texas	3	5	0:41	Punt	13	71	4:18	FG
West Virginia								
Oklahoma								
Iowa State								
Kansas State								
Kansas								



OSU IN THE BIG 12 AND NCAA STATISTICAL RANKINGS

TEAM STATS

Category	Actual	Big 12 Rank	NCAA Rank
Scoring Offense	43.7	1	3
Scoring Defense	22.3	3	43
Total Offense	584.6	1	1
Total Defense	359.7	3	41
Rushing Offense	191.9	4	42
Rushing Defense	134.4	4	36
Passing Offense	392.7	1	1
Passing Yards Allowed	225.3	2	72
Team Passing Efficiency	176.71	2	3
Team Passing Efficiency Defense	109.14	1	19
Passing Yards per Completion	16.46	1	6
Kickoff Returns	20.25	6	83
Kickoff Return Defense	17.59	2	16
Punt Returns	3.82	8	110
Punt Return Defense	-1.5	1	1
Passes Intercepted	8	3	28
Passes Had Intercepted	5	4	47
Net Punting	39.47	5	42
Team Sacks	2	4	64
Team Tackles for Loss	7.4	2	22
Sacks Allowed	1.43	4	30
First Downs Offense	194	1	6
First Downs Defense	147	6	72
3rd Down Conversion Pct	0.495	2	9
3rd Down Conversion Pct Defense	0.41	5	83
4th Down Conversion Pct	0.571	4	53
4th Down Conversion Pct Defense	0.444	4	45
Fewest Penalty Yards Per Game	45.86	2	35
Time of Possession	27:26	9	110
Turnover Margin	0	7	64
Turnovers Gained	12	4	50
Fumbles Recovered	4	6	63
Defensive TDs	3	2	5
Blocked Kicks	1	1	39
Red Zone Offense	0.816	8	82
Red Zone Defense	0.808	4	52
Field Goal Pct	.688	7	NR
PAT Pct	1.000	1	NR

NR: NCAA does not track national rankings in this category.

INDIVIDUAL STATS

2 MASON RUDOLPH - QB	Actual	Big 12 Rank	NCAA Rank
Passing Yards	2,650	1	1
Passing Yards Per Game	378.6	1	1
Passing Yards per Completion	16.46	1	2
Total Offense	386.7	1	2
Passing Efficiency	181.1	2	3
Yards per Pass Attempt	10.95	2	3
Points Responsible For	150	2	4
Points Responsible For Per Game	21.4	2	4
Passing TDs	19	2	8
Completions Per Game	23	3	15
Completion Percentage	0.665	4	17
Rushing TDs	6	4	55
Total Touchdowns	6	7	80

28 JAMES WASHINGTON - WR	Actual	Big 12 Rank	NCAA Rank
Receiving Yards Per Game	130.6	1	1
Receiving Yards	914	1	2
Yards per Reception	24.05	2	6
Receiving TDs	6	3	16
All Purpose	130.71	2	24
Receptions Per Game	5.4	4	40
Total Touchdowns	7	3	48
Scoring	6	11	-
Total Points Scored	42	11	-

1 JALEN MCCLESKEY - WR	Actual	Big 12 Rank	NCAA Rank
Receiving TDs	5	6	33
Receptions Per Game	4.7	9	69
Receiving Yards Per Game	61.9	13	83
Receiving Yards	433	11	89
Total Touchdowns	5	15	-

3 MARCELL ATEMAN - WR	Actual	Big 12 Rank	NCAA Rank
Yards per Reception	19.85	5	17
Receiving Yards	655	6	18
Receiving Yards Per Game	93.6	6	19
Receiving TDs	4	9	57
Receptions Per Game	4.7	9	69
All Purpose	93.57	11	-

13 TYRON JOHNSON - WR	Actual	Big 12 Rank	NCAA Rank
Kickoff Returns	20.6	7	71
Combined Kick Returns	227	7	89

5 JUSTICE HILL - RB	Actual	Big 12 Rank	NCAA Rank
Rushing Yards	750	1	19
Rushing Yards Per Game	107.1	1	21
All Purpose	125.43	3	31
Rush Yards Per Carry	5.4	6	62
Total Touchdowns	6	7	80
Rushing TDs	5	7	84
Total Offense	107.1	8	-

27 J.D. KING - RB	Actual	Big 12 Rank	NCAA Rank
Rushing TDs	3	13	-
Rushing Yards Per Game	43.3	13	-

31 TRE FLOWERS - S	Actual	Big 12 Rank	NCAA Rank
Total Interceptions	2	4	55
Interceptions Per Game	0.3	5	75

5 JEREL MORROW - S	Actual	Big 12 Rank	NCAA Rank
Fumbles Recovered	1	3	61

19 JUSTIN PHILLIPS - LB	Actual	Big 12 Rank	NCAA Rank
Forced Fumbles	0.29	2	32
Total Interceptions	2	4	55
Interceptions Per Game	0.3	5	75

3 K. EDISON-MCGRUDER - LB	Actual	Big 12 Rank	NCAA Rank
Fumbles Recovered	1	3	61

99 TREY CARTER - DT	Actual	Big 12 Rank	NCAA Rank
Forced Fumbles	0.29	2	32

91 DEQUINTON OSBORNE - DT	Actual	Big 12 Rank	NCAA Rank
Fumbles Recovered	1	3	61

82 COLE WALTERSCHEID - DE	Actual	Big 12 Rank	NCAA Rank
Forced Fumbles	0.29	2	32
Fumbles Recovered	1	3	61

49 MATT AMMENDOLA - K	Actual	Big 12 Rank	NCAA Rank
Scoring	10.3	2	8
Total Points Scored	72	2	11
Field Goals Per Game	1.57	3	23
Points Responsible For Per Game	10.3	7	67
Points Responsible For	72	7	70
Field Goal Percentage	0.688	6	73

- Player does not rank in the NCAA top 100 in this category



OKLAHOMA STATE STATISTICS

RECORD:	OVERALL	HOME	AWAY	NEUTRAL
ALL GAMES	6-1-0	2-1-0	4-0-0	0-0-0
CONFERENCE	3-1-0	1-1-0	2-0-0	0-0-0
NON-CONFERENCE	3-0-0	1-0-0	2-0-0	0-0-0

RESULTS

DATE	OPPONENT	W/L	SCORE	ATTEND
Aug 31, 2017	TULSA	W	59-24	56790
Sep 08, 2017	at South Alabama	W	44-7	26487
9/16/17	at Pitt	W	59-21	38952
* Sep 23, 2017	#16 TCU	L	31-44	56790
* Sep 30, 2017	at Texas Tech	W	41-34	60901
* Oct 14, 2017	BAYLOR	W	59-16	56790
* Oct 21, 2017	at Texas	W	OT 13-10	92506
* Oct 28, 2017	at West Virginia			
* Nov. 4, 2017	OKLAHOMA			
* Nov. 11, 2017	at Iowa State			
* Nov. 18, 2017	KANSAS STATE			
* Nov. 25, 2017	KANSAS			

*Big 12 Game

TEAM STATISTICS

	OSU	OPP
SCORING	306	156
Points Per Game	43.7	22.3
Points Off Turnovers	49	48
FIRST DOWNS	194	147
Rushing	69	60
Passing	110	70
Penalty	15	17
RUSHING YARDAGE	1343	941
Yards gained rushing	1493	1182
Yards lost rushing	150	241
Rushing Attempts	273	278
Average Per Rush	4.9	3.4
Average Per Game	191.9	134.4
TDs Rushing	17	11
PASSING YARDAGE	2749	1577
Comp-Att-Int	167-255-5	141-248-8
Average Per Pass	10.8	6.4
Average Per Catch	16.5	11.2
Average Per Game	392.7	225.3
TDs Passing	19	4
TOTAL OFFENSE	4092	2518
Total Plays	528	526
Average Per Play	7.8	4.8
Average Per Game	584.6	359.7
KICK RETURNS: #-Yards	16-324	29-510
PUNT RETURNS: #-Yards	11-42	2-3
INT RETURNS: #-Yards	8-64	5-93
KICK RETURN AVERAGE	20.2	17.6
PUNT RETURN AVERAGE	3.8	-1.5
INT RETURN AVERAGE	8.0	18.6
FUMBLES-LOST	11-7	12-4
PENALTIES-Yards	36-321	40-336
Average Per Game	45.9	48.0
PUNTS-Yards	19-807	43-1986
Average Per Punt	42.5	46.2
Net punt average	39.5	43.8
KICKOFFS-Yards	56-3333	32-2019
Average Per Kick	59.5	63.1
Net kick average	39.7	40.5
TIME OF POSSESSION/Game	27:26	32:34
3RD-DOWN Conversions	45/91	48/117
3rd-Down Pct	49%	41%
4TH-DOWN Conversions	4/7	4/9
4th-Down Pct	57%	44%
SACKS BY-Yards	14-148	10-49
MISC YARDS	0	0
TOUCHDOWNS SCORED	39	18
FIELD GOALS-ATTEMPTS	11-16	10-12
ON-SIDE KICKS	0-0	1-1
RED-ZONE SCORES	(31-38) 82%	(21-26) 81%
RED-ZONE TOUCHDOWNS	(22-38) 58%	(12-26) 46%
PAT-ATTEMPTS	(39-39) 100%	(18-18) 100%
ATTENDANCE	170370	218846
Games/Avg Per Game	3/56790	4/54712
Neutral Site Games		0/0

SCORE BY QUARTERS

	1ST	2ND	3RD	4TH	TOTAL
Oklahoma State	87	93	72	51	306
Opponents	20	65	33	38	156

RUSHING

	GP	Att	Gain	Loss	Net	Avg	TD	Long	Avg/G
Hill, Justice	7	139	778	28	750	5.4	5	79	107.1
King, J.D.	7	53	308	5	303	5.7	3	71	43.3
Brown, LD	5	21	164	7	157	7.5	1	73	31.4
Cornelius, Taylor	3	4	66	8	58	14.5	1	40	19.3
Rudolph, Mason	7	34	107	50	57	1.7	6	16	8.1
Wudtee, Keondre	2	3	29	0	29	9.7	0	18	14.5
Wilson, Ja'Ron	2	11	28	6	22	2.0	0	6	11.0
Johnson, Tyron	6	1	11	0	11	11.0	0	11	1.8
Washington, James	7	2	2	1	1	0.5	1	2	0.1
Total.....	7	273	1493	150	1343	4.9	17	79	191.9
Opponents.....	7	278	1182	241	941	3.4	11	55	134.4

PASSING

	G	Effic	Cmp-Att-Int	Pct	Yds	TD	Lng	Avg/G
Rudolph, Mason	7	181.12	161-242-4	66.5	2650	19	86	378.6
Cornelius, Taylor	3	141.42	5-9-0	55.6	92	0	39	30.7
Wudtee, Keondre	2	52.93	1-3-0	33.3	7	0	7	3.5
McCleskey, Jalen	7	-200.00	0-1-1	0.0	0	0	0	0.0
Total.....	7	176.71	167-255-5	65.5	2749	19	86	392.7
Opponents.....	7	109.14	141-248-8	56.9	1577	4	90	225.3

RECEIVING

	G	No.	Yds	Avg	TD	Long	Avg/G
Washington, James	7	38	914	24.1	6	86	130.6
Ateman, Marcell	7	33	655	19.8	4	69	93.6
McCleskey, Jalen	7	33	433	13.1	5	48	61.9
Hill, Justice	7	18	128	7.1	1	20	18.3
Stoner, Dillon	6	17	217	12.8	2	54	36.2
Johnson, Tyron	6	11	149	13.5	1	44	24.8
Lacy, Chris	6	9	114	12.7	0	20	19.0
Wallace, Tylan	7	3	56	18.7	0	39	8.0
Brown, Keenen	5	2	40	20.0	0	37	8.0
Abbott, Britton	7	1	26	26.0	0	26	3.7
Alexander, Tyrell	5	1	12	12.0	0	12	2.4
Finefeuiaki, Sione	7	1	5	5.0	0	5	0.7
Total.....	7	167	2749	16.5	19	86	392.7
Opponents.....	7	141	1577	11.2	4	90	225.3

TOTAL OFFENSE

	G	Plays	Rush	Pass	Total	Avg/G
Rudolph, Mason	7	276	57	2650	2707	386.7
Hill, Justice	7	139	750	0	750	107.1
King, J.D.	7	53	303	0	303	43.3
Brown, LD	5	21	157	0	157	31.4
Cornelius, Taylor	3	13	58	92	150	50.0
Wudtee, Keondre	2	6	29	7	36	18.0
Wilson, Ja'Ron	2	11	22	0	22	11.0
Johnson, Tyron	6	1	11	0	11	1.8
Washington, James	7	2	1	0	1	0.1
TEAM	4	5	-45	0	-45	-11.2
Total.....	7	528	1343	2749	4092	584.6
Opponents.....	7	526	941	1577	2518	359.7



OKLAHOMA STATE STATISTICS

SCORING

	TD	FGs	Kick	Rush	Rcv	Pass	DXP	Saf	Points
Ammendola, Matt	0	11-16	39-39	0-0	0	0-0	0	0	72
Washington, James	7	0-0	0-0	0-0	0	0-0	0	0	42
Hill, Justice	6	0-0	0-0	0-0	0	0-0	0	0	36
Rudolph, Mason	6	0-0	0-0	0-0	0	0-0	0	0	36
McCleskey, Jalen	5	0-0	0-0	0-0	0	0-0	0	0	30
Ateman, Marcell	4	0-0	0-0	0-0	0	0-0	0	0	24
King, J.D.	3	0-0	0-0	0-0	0	0-0	0	0	18
Phillips, Justin	2	0-0	0-0	0-0	0	0-0	0	0	12
Stoner, Dillon	2	0-0	0-0	0-0	0	0-0	0	0	12
Edison-McGruder, K.	1	0-0	0-0	0-0	0	0-0	0	0	6
Brown, LD	1	0-0	0-0	0-0	0	0-0	0	0	6
Cornelius, Taylor	1	0-0	0-0	0-0	0	0-0	0	0	6
Johnson, Tyron	1	0-0	0-0	0-0	0	0-0	0	0	6
Total.....	39	11-16	39-39	0-0	0	0-0	0	0	306
Opponents.....	18	10-12	18-18	0-0	0	0-0	0	0	156

PUNT RETURNS

	No.	Yds	Avg	TD	Long
McCleskey, Jalen	5	16	3.2	0	13
Stoner, Dillon	3	14	4.7	0	13
Harper, Devin	1	12	12.0	0	0
Johnson, Tyron	1	0	0.0	0	0
Wallace, Tylan	1	0	0.0	0	0
Total.....	11	42	3.8	0	13
Opponents.....	2	-3	-1.5	0	0

INTERCEPTIONS

	No.	Yds	Avg	TD	Long
Flowers, Tre	2	14	7.0	0	7
Phillips, Justin	2	35	17.5	2	25
Mwaniki, Thabo	1	0	0.0	0	0
Richards, Ramon	1	0	0.0	0	0
Akem, Gyasi	1	15	15.0	0	15
Brailford, Jordan	1	0	0.0	0	0
Total.....	8	64	8.0	2	25
Opponents.....	5	93	18.6	1	95

KICK RETURNS

	No.	Yds	Avg	TD	Long
Johnson, Tyron	11	227	20.6	0	31
Brown, LD	2	41	20.5	0	29
Stoner, Dillon	1	23	23.0	0	23
Lacy, Chris	1	15	15.0	0	15
Parker, Austin	1	18	18.0	0	18
Total.....	16	324	20.2	0	31
Opponents.....	29	510	17.6	0	42

FUMBLE RETURNS

	No.	Yds	Avg	TD	Long
Edison-McGruder, K.	1	82	82.0	1	82
Total.....	1	82	82.0	1	82
Opponents.....	1	26	26.0	2	26

ALL-PURPOSE

	G	Rush	Rec	PR	KOR	IR	Tot	Avg/G
Washington, James	7	1	914	0	0	0	915	130.7
Hill, Justice	7	750	128	0	0	0	878	125.4
Ateman, Marcell	7	0	655	0	0	0	655	93.6
McCleskey, Jalen	7	0	433	16	0	0	449	64.1
Johnson, Tyron	6	11	149	0	227	0	387	64.5
King, J.D.	7	303	0	0	0	0	303	43.3
Stoner, Dillon	6	0	217	14	23	0	254	42.3
Brown, LD	5	157	0	0	41	0	198	39.6
Lacy, Chris	6	0	114	0	15	0	129	21.5
Cornelius, Taylor	3	58	0	0	0	0	58	19.3
Rudolph, Mason	7	57	0	0	0	0	57	8.1
Wallace, Tylan	7	0	56	0	0	0	56	8.0
Brown, Keenen	5	0	40	0	0	0	40	8.0
Phillips, Justin	7	0	0	0	0	35	35	5.0
Wudtee, Keondre	2	29	0	0	0	0	29	14.5
Abbott, Britton	7	0	26	0	0	0	26	3.7
Wilson, Ja'Ron	2	22	0	0	0	0	22	11.0
Parker, Austin	4	0	0	0	18	0	18	4.5
Akem, Gyasi	7	0	0	0	0	15	15	2.1
Flowers, Tre	7	0	0	0	0	14	14	2.0
Alexander, Tyrell	5	0	12	0	0	0	12	2.4
Harper, Devin	7	0	0	12	0	0	12	1.7
Finefeuiaki, Sione	7	0	5	0	0	0	5	0.7
TEAM	4	-45	0	0	0	0	-45	-11.2
Total.....	7	1343	2749	42	324	64	4522	646.0
Opponents.....	7	941	1577	-3	510	93	3118	445.4

FIELD GOALS

	FGM-FGA	Pct	01-19	20-29	30-39	40-49	50-99	Lg	Blk
Ammendola, Matt	11-16	68.8	1-2	5-7	2-3	2-3	1-1	53	0

FIELD GOAL SEQUENCE

	Oklahoma State	OPPONENTS
Tulsa	(24),33	(23)
South Alabama	(31),42,(53),(48)	31
Pitt	(25)	49
TCU	(29)	(29),(31),(31)
Texas Tech	22,(22),(27),18	(24),(26)
Baylor	(40)	(38),(40),(29)
Texas	(19),29,(34)	(22)
West Virginia		
Oklahoma		
Iowa State		
Kansas State		
Kansas		

Numbers in parentheses indicate field goal was made.

PUNTING

	No.	Yds	Avg	Long	TB	FC	I20	50+	Blkd
Sinor, Zach	18	764	42.4	57	3	6	3	3	0
Hockett, Matt	1	43	43.0	43	0	1	0	0	0
Total.....	19	807	42.5	57	3	7	3	3	0
Opponents.....	43	1986	46.2	66	3	12	14	16	1

KICKOFFS

	No.	Yds	Avg	TB	OB	Retn	Net	YdLn
Ammendola, Matt	53	3155	59.5	23	2			
Hockett, Matt	3	178	59.3	1	0			
Total.....	56	3333	59.5	24	2	510	39.7	25
Opponents.....	32	2019	63.1	16	0	324	40.5	24



OKLAHOMA STATE STATISTICS

DEFENSIVE STATS

		-----Tackles-----				-Sacks-		---Pass Def---		-Fumbles-		Blkd		
		GP	Solo	Ast	Total	TFL/Yds	No-Yards	Int-Yds	BrUp	QBH	Rcv-Yds	FF	Kick	Saf
31	Flowers, Tre	7	25	13	38	.	.	2-14	6
45	Whitener, Chad	7	26	10	36	4.0-16	.	.	1	3
19	Phillips,Justin	7	26	8	34	5.0-16	1.5-9	2-35	1	.	.	2	.	.
7	Richards, Ramon	7	29	3	32	3.0-14	.	1-0	5
94	Brailford, Jordan	7	16	13	29	4.5-38	3.5-34	1-0	.	1
4	Green, A.J.	7	24	5	29	3.5-9	.	.	2	.	.	1	.	.
8	Williams, Rodarius	7	19	4	23	1.0-6	.	.	5	1
91	Osborne, DeQuinton	7	13	7	20	6.0-33	3.0-27	.	.	2	1-0	.	.	.
79	Daniels,Darrion	7	14	6	20	3.5-7	.	.	2	2
1X	Bundage, Calvin	7	14	3	17	0.5-6	0.5-6	.	.	3
3	Edison-McGruder, K.	4	14	3	17	2.0-12	1.0-11	.	2	.	1-82	.	.	.
9	Akem, Gyasi	7	9	8	17	0.5-6	0.5-6	1-15	.	1
12	Tucker, Kirk	7	10	3	13	1.0-10	1.0-10	.	.	2
1A	Ogbongbemiga, Amen	7	11	2	13	2.0-5
2H	Mwaniki, Thabo	7	10	2	12	.	.	1-0
95	Leveni, Vili	7	7	3	10	1.0-10	1.0-10	.	.	1	.	1	.	.
5X	Morrow, Jerel	7	8	1	9	2.0-2	1-0	.	.	.
82	Walterscheid, Cole	7	9	.	9	3.0-15	.	.	.	1	1-0	2	.	.
99	Carter, Trey	7	8	.	8	2.0-36	1.0-34	.	.	1	.	2	.	.
5F	Smith, Enoch	6	6	1	7	2.0-2	1.0-1	.	.	1
6	Baker, Adrian	6	6	.	6	.	.	.	2
18	Green, Za'Carrius	7	5	1	6
89	Webber, Tralund	7	3	3	6	0.5-1	.	.	.	2
33	Henry, Kevin	1	5	1	6	1.0-2
2X	Curry, Darius	4	5	.	5
1D	Balous, Bryce	7	5	.	5
16	Harper, Devin	7	4	1	5	1	.
35	Cook, Chance	7	4	.	4
25	Kearse, Malik	6	4	.	4	.	.	.	1
90	Bakari, Taaj	6	3	.	3	2.0-4
86	Grant, Triston	3	3	.	3
20	Rodriguez, Malcolm	3	1	2	3
93	Owens, Jarrell	7	2	.	2	2.0-12	.	.	2	3
88	Wolf, Landon	7	2	.	2
49	Ammendola, Matt	7	1	1	2
92	Murray, Cameron	4	2	.	2
17	Stoner, Dillon	6	2	.	2
71	Lundblade, Brad	5	2	.	2
2M	Harper, Madre	2	2	.	2
1	McCleskey,Jalen	7	1	.	1
87	Carter, Logan	6	1	.	1
2I	Brown, Bryce	2	1	.	1
70	Hughes, Ben	3	1	.	1	1
11	Wudtee, Keondre	2	1
Total.....		7	363	104	467	52-262	14-148	8-64	29	26	4-82	8	1	.
Opponents.....		7	362	105	467	35.0-119	10-49	5-93	22	21	7-26	6	.	.



OKLAHOMA STATE STATISTICS

INDIVIDUAL GAME-BY-GAME PASSING

#2 Rudolph, Mason	Att	Comp	Int	Pct	Yards	TD	Long	Sack	Yds	Effic
Tulsa	24	20	0	83.3	303	3	77	1	1	230.6
South Alabama	38	25	0	65.8	335	3	66	1	1	165.9
Pitt	32	23	1	71.9	497	5	69	1	3	247.6
TCU	41	22	2	53.7	398	2	86	3	18	141.5
Texas Tech	38	27	1	71.1	376	3	37	1	4	175.0
Baylor	31	19	0	61.3	459	3	68	0	0	217.6
Texas	38	25	0	65.8	282	0	66	2	14	128.1
TOTALS	242	161	4	66.5	2650	19	86	9	41	181.1

#14 Cornelius, T.	Att	Comp	Int	Pct	Yards	TD	Long	Sack	Yds	Effic
Tulsa	2	1	0	50.0	5	0	5	1	8	71.0
Pitt	5	3	0	60.0	75	0	39	0	0	186.0
Baylor	2	1	0	50.0	12	0	12	0	0	100.4
TOTALS	9	5	0	55.6	92	0	39	1	8	141.4

#11 Wudtee, Keondre	Att	Comp	Int	Pct	Yards	TD	Long	Sack	Yds	Effic
South Alabama	3	1	0	33.3	7	0	7	0	0	52.9
TOTALS	3	1	0	33.3	7	0	7	0	0	52.9

#1 McCleskey, Jalen	Att	Comp	Int	Pct	Yards	TD	Long	Sack	Yds	Effic
TCU	1	0	1	0.0	0	0	0	0	0	-200.0
TOTALS	1	0	1	0.0	0	0	0	0	0	-200.0

INDIVIDUAL GAME-BY-GAME RUSHING

	No-Yds/TD	TU	USA	PITT	TCU	TTU	BAY	UT	WVU	OU	ISU	KSU	KU
Hill, Justice RB	139-750/5	15-132/1	11-27/0	11-91/2	25-102/1	30-164/0	14-117/1	33-117/0					
King, J.D. RB	53-303/3	6-95/1	8-64/0	16-35/0	1-7/0	2-12/0	9-47/1	11-43/1					
Brown, LD RB	21-157/1	5-92/1	10-38/0	4-8/0	DNP	DNP	2-19/0	-					
Cornelius, T. QB	4-58/1	1--8/0	DNP	-	DNP	DNP	3-66/1	DNP					
Rudolph, Mason QB	34-57/6	3-3/1	4-18/1	1-3/0	5--8/1	11-50/2	3-11/1	7--14/0					
Wudtee, Keondre QB	3-29/0	DNP	3-29/0	DNP	DNP	DNP	-	DNP					
Wilson, Ja'Ron RB	11-22/0	5-8/0	DNP	DNP	DNP	DNP	6-14/0	DNP					
Johnson, Tyron WR	1-11/0	1-11/0	-	DNP	-	-	-	-					
Washington, J. WR	2-1/1	1--1/0	-	-	-	-	1-2/1	-					
TEAM	5--45/0	DNP	1--13/0	3--27/0	DNP	1--5/0	DNP	-					

INDIVIDUAL GAME-BY-GAME RECEIVING

	No-Yds/TD	TU	USA	PITT	TCU	TTU	BAY	UT	WVU	OU	ISU	KSU	KU
Washington, J. WR	38-914/6	6-145/2	2-98/1	5-124/0	6-153/1	9-127/1	6-235/1	4-32/0					
Ateman, Marcell WR	33-655/4	4-75/0	5-51/2	4-109/1	6-100/0	6-114/0	4-119/1	4-87/0					
McCleskey, Jalen WR	33-433/5	1--2/0	4-19/0	7-162/3	4-79/0	5-48/1	4-49/1	8-78/0					
Stoner, Dillon WR	17-217/2	4-18/0	2-24/0	5-100/1	3-39/1	1-21/0	DNP	2-15/0					
Johnson, Tyron WR	11-149/1	1-44/1	4-43/0	DNP	-	1-12/0	3-39/0	2-11/0					
Hill, Justice RB	18-128/1	3-10/0	4-46/0	2-2/0	3-27/0	2-7/1	1-7/0	3-29/0					
Lacy, Chris WR	9-114/0	1-13/0	4-54/0	-	DNP	1-7/0	1-10/0	2-30/0					
Wallace, Tylan WR	3-56/0	-	1-7/0	2-49/0	-	-	-	-					
Brown, Keenen CW	2-40/0	DNP	DNP	-	-	2-40/0	-	-					
Abbott, Britton CW	1-26/0	-	-	1-26/0	-	-	-	-					
Alexander, T. WR	1-12/0	-	-	-	-	DNP	1-12/0	DNP					
Finefeuiaki, S. CW	1-5/0	1-5/0	-	-	-	-	-	-					



OKLAHOMA STATE STATISTICS

INDIVIDUAL GAME-BY-GAME TACKLES

	UA-A	TOT	TU	USA	PITT	TCU	TTU	BAY	UT	WVU	OU	ISU	KSU	KU
Flowers, Tre S	25-13	38	5-3	2-1	3-1	4-1	4-1	3-3	4-3					
Whitener, Chad LB	26-10	36	7-0	1-1	4-0	6-3	2-1	3-2	3-3					
Phillips, Justin LB	26-8	34	5-0	1-0	4-1	2-2	4-2	5-1	5-2					
Richards, Ramon S	29-3	32	3-0	1-0	5-0	5-0	7-2	3-0	5-1					
Green, A.J. CB	24-5	29	5-0	1-0	1-0	5-1	3-2	4-1	5-1					
Brailford, J. DE	16-13	29	1-1	1-2	3-0	3-2	3-0	1-6	4-2					
Williams, R. CB	19-4	23	-	4-0	1-0	5-2	3-0	3-2	3-0					
Osborne, D. DT	13-7	20	3-2	2-0	1-0	2-4	1-0	1-1	3-0					
Daniels, Darrion DT	14-6	20	2-0	0-1	-	5-3	4-1	0-1	3-0					
Edison-McGruder LB	14-3	17	5-0	DNP	DNP	3-2	4-0	2-1	DNP					
Bundage, Calvin LB	14-3	17	3-0	1-0	1-1	0-1	2-0	3-0	4-1					
Akem, Gyasi LB	9-8	17	-	1-2	4-1	2-4	0-1	2-0	-					
Tucker, Kirk LB	10-3	13	2-0	2-3	2-0	-	-	2-0	2-0					
Ogbongbemiga LB	11-2	13	3-0	3-0	3-2	-	-	2-0	-					
Mwaniki, Thabo S	10-2	12	2-0	3-0	2-0	0-1	1-0	2-1	-					
Leveni, Vili DE	7-3	10	2-0	0-1	1-0	2-1	2-0	-	0-1					
Walterscheid DE	9-0	9	-	2-0	1-0	2-0	2-0	1-0	1-0					
Morrow, Jerel S	8-1	9	3-0	2-0	1-1	1-0	-	1-0	-					
Carter, Trey DT	8-0	8	2-0	3-0	-	1-0	-	1-0	1-0					
Smith, Enoch DT	6-1	7	4-0	1-0	-	1-0	0-1	DNP	-					
Henry, Kevin LB	5-1	6	5-1	DNP	DNP	DNP	DNP	DNP	DNP					
Baker, Adrian CB	6-0	6	DNP	2-0	3-0	-	1-0	-	-					
Webber, Tralund DE	3-3	6	-	-	1-1	1-1	1-0	0-1	-					
Green, Z. S	5-1	6	2-0	-	3-0	-	-	-	0-1					
Harper, Devin LB	4-1	5	1-1	-	1-0	-	-	2-0	-					
Curry, Darius S	5-0	5	2-0	1-0	1-0	DNP	DNP	1-0	DNP					
Balous, Bryce CB	5-0	5	1-0	-	2-0	-	1-0	1-0	-					
Cook, Chance S	4-0	4	1-0	-	1-0	-	1-0	1-0	-					
Kearse, Malik CB	4-0	4	1-0	2-0	-	DNP	-	1-0	-					
Grant, Triston DE	3-0	3	2-0	-	DNP	DNP	DNP	1-0	DNP					
Rodriguez, M. S	1-2	3	DNP	DNP	DNP	DNP	1-1	-	0-1					
Bakari, Taaj DT	3-0	3	1-0	1-0	-	DNP	1-0	-	-					
Ammendola, Matt	1-1	2	-	0-1	-	-	1-0	-	-					
Owens, Jarrell DE	2-0	2	-	2-0	-	-	-	-	-					
Stoner, Dillon	2-0	2	1-0	-	-	1-0	-	DNP	-					
Lundblade, Brad	2-0	2	-	-	-	2-0	-	DNP	DNP					
Harper, Madre CB	2-0	2	1-0	1-0	DNP	DNP	DNP	DNP	DNP					
Murray, Cameron DT	2-0	2	1-0	-	-	DNP	DNP	1-0	DNP					
Wolf, Landon	2-0	2	-	-	-	1-0	-	-	1-0					
McCleskey, Jalen	1-0	1	-	-	-	-	-	1-0	-					
Hughes, Ben DT	1-0	1	-	1-0	DNP	DNP	DNP	-	DNP					
Brown, Bryce CB	1-0	1	1-0	DNP	DNP	DNP	DNP	-	DNP					
Carter, Logan	1-0	1	1-0	-	-	-	-	-	DNP					

INDIVIDUAL GAME-BY-GAME SACKS

	UA-A	TOT	TU	USA	PITT	TCU	TTU	BAY	UT	WVU	OU	ISU	KSU	KU
Brailford, J. DE	3-1	3.5	-	1.0-6	1.0-15	-	-	-	1.5-13					
Osborne, D. DT	3-0	3.0	-	1.0-8	1.0-7	-	1.0-12	-	-					
Phillips, Justin LB	1-1	1.5	-	-	-	-	-	1.0-8	0.5-1					
Leveni, Vili DE	1-0	1.0	-	-	-	1.0-10	-	-	-					
Smith, Enoch DT	1-0	1.0	-	1.0-1	-	-	-	DNP	-					
Carter, Trey DT	1-0	1.0	-	-	-	-	-	-	1.0-34					
Tucker, Kirk LB	1-0	1.0	-	1.0-10	-	-	-	-	-					
Edison-McGruder LB	1-0	1.0	1.0-11	DNP	DNP	-	-	-	DNP					
Akem, Gyasi LB	0-1	0.5	-	-	-	0.5-6	-	-	-					
Bundage, Calvin LB	0-1	0.5	-	-	-	0.5-6	-	-	-					



OKLAHOMA STATE STATISTICS

INDIVIDUAL GAME-BY-GAME TACKLES FOR LOSS

	UA-A	TOT	TU	USA	PITT	TCU	TTU	BAY	UT	WVU	OU	ISU	KSU	KU
Osborne, D. DT	5-2	6.0	2.0-5	1.0-8	1.0-7	1.0-1	1.0-12	-	-					
Phillips, Justin LB	3-4	5.0	-	1.0-4	-	1.0-1	-	2.5-10	0.5-1					
Brailford, J. DE	3-3	4.5	-	1.0-6	1.0-15	0.5-1	-	0.5-3	1.5-13					
Whitener, Chad LB	3-2	4.0	-	-	-	1.0-6	0.5-1	0.5-3	2.0-6					
Green, A.J. CB	3-1	3.5	-	-	-	1.5-5	1.0-1	-	1.0-3					
Daniels, Darrion DT	3-1	3.5	1.0-2	-	-	1.0-1	0.5-2	-	1.0-2					
Walterscheid DE	3-0	3.0	-	-	-	2.0-14	-	1.0-1	-					
Richards, Ramon S	3-0	3.0	1.0-7	-	-	-	1.0-6	-	1.0-1					
Bakari, Taaj DT	2-0	2.0	-	1.0-3	-	DNP	1.0-1	-	-					
Morrow, Jerel S	2-0	2.0	1.0-1	-	1.0-1	-	-	-	-					
Carter, Trey DT	2-0	2.0	1.0-2	-	-	-	-	-	1.0-34					
Smith, Enoch DT	2-0	2.0	1.0-1	1.0-1	-	-	-	DNP	-					
Ogbongbemiga LB	2-0	2.0	-	1.0-1	-	-	-	1.0-4	-					
Owens, Jarrell DE	2-0	2.0	-	2.0-12	-	-	-	-	-					
Edison-McGruder LB	2-0	2.0	1.0-11	DNP	DNP	-	1.0-1	-	DNP					
Tucker, Kirk LB	1-0	1.0	-	1.0-10	-	-	-	-	-					
Henry, Kevin LB	1-0	1.0	1.0-2	DNP	DNP	DNP	DNP	DNP	DNP					
Williams, R. CB	1-0	1.0	-	-	-	-	-	-	1.0-6					
Leveni, Vili DE	1-0	1.0	-	-	-	1.0-10	-	-	-					
Bundage, Calvin LB	0-1	0.5	-	-	-	0.5-6	-	-	-					
Akem, Gyasi LB	0-1	0.5	-	-	-	0.5-6	-	-	-					
Webber, Tralund DE	0-1	0.5	-	-	-	-	-	0.5-1	-					

INDIVIDUAL GAME-BY-GAME FUMBLES

	No-Lost	TU	USA	PITT	TCU	TTU	BAY	UT	WVU	OU	ISU	KSU	KU
Rudolph, Mason QB	3-2	1-1	-	-	1-1	-	-	1-0					
McCleskey, Jalen WR	2-2	1-1	-	-	-	-	1-1	-					
TEAM	2-1	DNP	1-0	1-1	DNP	-	DNP	-					
Hill, Justice RB	1-1	-	-	-	-	-	-	1-1					
Washington, J. WR	1-1	-	-	-	-	-	1-1	-					
Stoner, Dillon WR	1-0	-	-	-	-	-	DNP	1-0					
Lacy, Chris WR	1-0	-	-	-	DNP	-	-	1-0					

INDIVIDUAL GAME-BY-GAME FUMBLES FORCED

	Number	TU	USA	PITT	TCU	TTU	BAY	UT	WVU	OU	ISU	KSU	KU
Carter, Trey	2	1	-	-	-	-	-	1					
Walterscheid	2	-	1	-	1	-	-	-					
Phillips, Justin	2	-	-	-	-	-	2	-					
Green, A.J.	1	-	-	-	1	-	-	-					
Leveni, Vili	1	-	-	-	1	-	-	-					

INDIVIDUAL GAME-BY-GAME FUMBLES RECOVERED

	Number	TU	USA	PITT	TCU	TTU	BAY	UT	WVU	OU	ISU	KSU	KU
Morrow, Jerel	1	1	-	-	-	-	-	-					
Walterscheid	1	-	-	-	-	-	1	-					
Osborne, D.	1	-	1	-	-	-	-	-					
Edison-McGruder	1	1	DNP	DNP	-	-	-	DNP					

INDIVIDUAL GAME-BY-GAME PUNT RETURNS

	No-Yds	TU	USA	PITT	TCU	TTU	BAY	UT	WVU	OU	ISU	KSU	KU
McCleskey, Jalen	5-16	2-3	2-13	-	-	-	1-0	-					
Stoner, Dillon	3-14	-	-	-	-	-	DNP	3-14					
Harper, Devin	1-12	-	-	-	-	1-12	-	-					
Johnson, Tyron	1-0	-	-	DNP	1-0	-	-	-					
Wallace, Tylan	1-0	-	-	-	-	-	1-0	-					

INDIVIDUAL GAME-BY-GAME KICK RETURNS

	No-Yds	TU	USA	PITT	TCU	TTU	BAY	UT	WVU	OU	ISU	KSU	KU
Johnson, Tyron	11-227	1-29	-	DNP	5-86	1-31	3-62	1-19					
Brown, LD	2-41	-	-	2-41	DNP	DNP	-	-					
Stoner, Dillon	1-23	1-23	-	-	-	-	DNP	-					
Parker, Austin	1-18	-	1-18	-	DNP	DNP	-	DNP					
Lacy, Chris	1-15	1-15	-	-	DNP	-	-	-					

INDIVIDUAL GAME-BY-GAME INTERCEPTION RETURNS

	No-Yds	TU	USA	PITT	TCU	TTU	BAY	UT	WVU	OU	ISU	KSU	KU
Phillips, Justin	2-35	-	1-25	1-10	-	-	-	-					
Flowers, Tre	2-14	-	-	1-7	1-7	-	-	-					
Richards, Ramon	1-0	-	-	-	-	-	-	1-0					
Akem, Gyasi	1-15	-	-	-	-	-	1-15	-					
Mwaniki, Thabo	1-0	-	-	-	-	-	1-0	-					
Brailford, J.	1-0	-	-	-	-	1-0	-	-					

INDIVIDUAL GAME-BY-GAME FUMBLE RETURNS

	No-Yds	TU	USA	PITT	TCU	TTU	BAY	UT	WVU	OU	ISU	KSU	KU
Edison-McGruder	1-82	1-82	DNP	DNP	-	-	-	DNP					



OKLAHOMA STATE STATISTICS

INDIVIDUAL GAME-BY-GAME ALL-PURPOSE YARDS

	TOTAL	TU	USA	PITT	TCU	TTU	BAY	UT	WVU	OU	ISU	KSU	KU
Washington, J.	915	144	98	124	153	127	237	32					
Hill, Justice	878	142	73	93	129	171	124	146					
Ateman, Marcell	655	75	51	109	100	114	119	87					
McCleskey, Jalen	449	1	32	162	79	48	49	78					
Johnson, Tyron	387	84	43	DNP	86	43	101	30					
King, J.D.	303	95	64	35	7	12	47	43					
Stoner, Dillon	254	41	24	100	39	21	DNP	29					
Brown, LD	198	92	38	49	DNP	DNP	19	-					
Lacy, Chris	129	28	54	-	DNP	7	10	30					
Cornelius, T.	58	-8	DNP	-	DNP	DNP	66	DNP					
Rudolph, Mason	57	3	18	-3	-8	50	11	-14					
Wallace, Tylan	56	-	7	49	-	-	-	-					
Brown, Keenen	40	DNP	DNP	-	-	40	-	-					
Phillips, Justin	35	-	25	10	-	-	-	-					
Wudtee, Keondre	29	DNP	29	DNP	DNP	DNP	-	DNP					
Abbott, Britton	26	-	-	26	-	-	-	-					
Wilson, Ja'Ron	22	8	DNP	DNP	DNP	DNP	14	DNP					
Parker, Austin	18	-	18	-	DNP	DNP	-	DNP					
Akem, Gyasi	15	-	-	-	-	-	15	-					
Flowers, Tre	14	-	-	7	7	-	-	-					
Alexander, T.	12	-	-	-	-	DNP	12	DNP					
Harper, Devin	12	-	-	-	-	12	-	-					
Finefeuiaki, S.	5	5	-	-	-	-	-	-					
TEAM	-45	-	-13	-27	-	-5	-	-					

GAME-BY-GAME TEAM COMPARISON

		First Downs					Rushing		Passing		Total Offense	Return	Turn-
TULSA	59-24	25/26	15/14	8/10	2/2		37-332/60-244		21-26-0/20-38-0	308/188	63-640/98-432	152/71	2/2
South Alabama	44-7	29/12	8/2	19/9	2/1		37-163/27-41		26-41-0/14-24-1	342/134	78-505/51-175	56/84	0/2
Pitt	59-21	27/17	7/8	19/9	1/0		35-104/34-103		26-37-1/20-35-2	572/288	72-676/69-391	58/85	2/2
TCU	31-44	26/32	8/14	17/12	1/6		31-101/52-238		22-42-3/22-33-1	398/228	73-499/85-466	93/57	4/1
Texas Tech	41-34	32/25	9/4	20/15	3/6		44-221/26-54		27-38-1/29-46-1	376/330	82-597/72-384	43/188	1/1
BAYLOR	59-16	29/22	12/11	15/10	2/1		38-276/46-219		20-33-0/14-36-2	471/168	71-747/82-387	77/85	2/3
Texas	13-10	26/13	10/7	12/5	4/1		51-146/33-42		25-38-0/22-36-1	282/241	89-428/69-283	33/56	1/1
Totals	306-156	194/147	69/60	110/70	15/17		273-1343/278-941		167-255-5/141-248-8	2749/1577	528-4092/526-2518	512/626	12/12

Note: Game totals are displayed in the format TEAM/OPPONENT for each category

	3rd Down	4th Down	Time of	TOP	Avg	Avg	Avg	Punting	Penalties
Opponent	Conversions	Conversions	Possession	Margin	Yds/Rush	Yds/Pass	Yds/Play	Number-Avg	Number-Yards
TULSA	5-9/16-26	0-0/1-2	23:20/36:40	-13:20	9.0/4.1	11.8/4.9	10.2/4.4	2-40.0/7-44.6	5-51/6-48
South Alabama	7-16/1-10	2-2/1-1	30:04/29:56	0:08	4.4/1.5	8.3/5.6	6.5/3.4	2-37.0/7-48.4	4-25/3-40
Pitt	10-14/5-15	0-1/1-2	28:28/31:32	-3:04	3.0/3.0	15.5/8.2	9.4/5.7	1-45.0/6-48.7	4-30/6-50
TCU	7-14/11-19	1-2/0-0	20:56/39:04	-18:08	3.3/4.6	9.5/6.9	6.8/5.5	3-48.3/2-45.0	8-77/4-23
Texas Tech	6-11/5-12	0-0/0-1	30:39/29:21	1:18	5.0/2.1	9.9/7.2	7.3/5.3	1-35.0/5-32.6	8-78/8-63
BAYLOR	5-9/7-18	1-2/0-2	24:21/35:39	-11:18	7.3/4.8	14.3/4.7	10.5/4.7	1-54.0/5-46.0	5-40/5-39
Texas	5-18/3-17	0-0/1-1	34:15/25:45	8:30	2.9/1.3	7.4/6.7	4.8/4.1	9-41.6/11-50.9	2-20/8-73
Totals	45-91/48-117	4-7/4-9	192:03/227:57	-35:54	4.9/3.4	10.8/6.4	7.8/4.8	19-42.5/43-46.2	321/336

Note: Game totals are displayed in the format TEAM/OPPONENT for each category



OKLAHOMA STATE STATISTICS

GAME-BY-GAME TEAM STATS

Date	Opponent	--RUSHING--				--RECEIVING--				-----PASSING-----				--KICK RET--				--PUNT RET--				tot off
		No.	Yds	TD	Lg	No.	Yds	TD	Lg	Cmp-Att-Int	Yds	TD	Lg	No	Yds	TD	Lg	No	Yds	TD	Lg	
Aug 31, 2017	TULSA	37	332	4	73	21	308	3	77	21-26-0	308	3	77	3	67	0	29	2	3	0	11	640
Sep 08, 2017	at South Alabama	37	163	1	31	26	342	3	66	26-41-0	342	3	66	1	18	0	18	2	13	0	13	505
9/16/17	at Pitt	35	104	2	20	26	572	5	69	26-37-1	572	5	69	2	41	0	29	0	0	0	0	676
Sep 23, 2017	TCU	31	101	2	17	22	398	2	86	22-42-3	398	2	86	5	86	0	23	1	0	0	0	499
Sep 30, 2017	at Texas Tech	44	221	2	24	27	376	3	37	27-38-1	376	3	37	1	31	0	31	1	12	0	0	597
Oct 14, 2017	BAYLOR	38	276	5	79	20	471	3	68	20-33-0	471	3	68	3	62	0	26	2	0	0	0	747
Oct 21, 2017	at Texas	51	146	1	15	25	282	0	66	25-38-0	282	0	66	1	19	0	19	3	14	0	13	428
	Totals	273	1343	17	79	167	2749	19	86	167-255-5	2749	19	86	16	324	0	31	11	42	0	13	4092
	Opponent	278	941	11	55	141	1577	4	90	141-248-8	1577	4	90	29	510	0	42	2	-3	0	0	2518

Date	Opponent	-----TACKLES-----				--SACKS--		--FUMBLE--		Int-Yds	QBH	Pass	Blkd	--Kicks--XPTS--			Saf	Pts	
		Solo	Asst	Total	TFL-Yds	No-Yds	FF	FR-Yds	Brk			Kick	Att-Mad	Run	Rcv				
Aug 31, 2017	TULSA	78	8	86	9.0-31	1.0-11	1	2-82	0-0	3	4	0	8-8	0	0	0	59		
Sep 08, 2017	at South Alabama	41	12	53	9.0-45	4.0-25	1	1-0	1-25	2	4	0	5-5	0	0	0	44		
9/16/17	at Pitt	49	8	57	3.0-23	2.0-22	0	0-0	2-17	6	2	0	8-8	0	0	0	59		
Sep 23, 2017	TCU	54	28	82	10.0-51	2.0-22	3	0-0	1-7	2	3	0	4-4	0	0	0	31		
Sep 30, 2017	at Texas Tech	49	12	61	6.0-24	1.0-12	0	0-0	1-0	8	7	1	5-5	0	0	0	41		
Oct 14, 2017	BAYLOR	48	20	68	6.0-22	1.0-8	2	1-0	2-15	4	5	0	8-8	0	0	0	59		
Oct 21, 2017	at Texas	44	16	60	9.0-66	3.0-48	1	0-0	1-0	1	4	0	1-1	0	0	0	13		
	Totals	363	104	467	52.0-262	14.0-148	8	4-82	8-64	26	29	1	39-39	0	0	0	306		
	Opponent	362	105	467	35.0-119	11.0-50	6	7-26	5-93	21	22	0	18-18	0	0	0	156		

Date	Opponent	-----PUNTING-----										--FIELD GOALS--			-----KICKOFFS-----				
		No	Yds	Avg	Long	Blkd	TB	FC	50+	I20		Att-Made	Lg	Blkd	No	Yds	Avg	TB	OB
Aug 31, 2017	TULSA	2	80	40.0	43	0	0	2	0	1		2-1	24	0	10	642	64.2	7	0
Sep 08, 2017	at South Alabama	2	74	37.0	45	0	0	0	0	0		4-3	53	0	9	558	62.0	3	1
9/16/17	at Pitt	1	45	45.0	45	0	0	1	0	0		1-1	25	0	10	640	64.0	4	1
Sep 23, 2017	TCU	3	145	48.3	57	0	1	1	1	0		1-1	29	0	6	343	57.2	3	0
Sep 30, 2017	at Texas Tech	1	35	35.0	35	0	0	0	0	0		4-2	27	0	8	457	57.1	2	0
Oct 14, 2017	BAYLOR	1	54	54.0	54	0	1	0	1	0		1-1	40	0	10	609	60.9	4	0
Oct 21, 2017	at Texas	9	374	41.6	50	0	1	3	1	2		3-2	34	0	3	84	28.0	1	0
	Totals	19	807	42.5	57	0	3	7	3	3		16-11	53	0	56	3333	59.5	24	2
	Opponent	43	1986	46.2	66	1	3	12	16	14		12-10	40	0	32	2019	63.1	16	0



OKLAHOMA STATE STATISTICS

GAME-BY-GAME OPPONENT TEAM STATS

Date	Opponent	--RUSHING--				--RECEIVING--				-----PASSING-----				--KICK RET--				--PUNT RET--				tot off
		No.	Yds	TD	Lg	No.	Yds	TD	Lg	Cmp-Att-Int	Yds	TD	Lg	No	Yds	TD	Lg	No	Yds	TD	Lg	
Aug 31, 2017	TULSA	60	244	2	55	20	188	0	26	20-38-0	188	0	26	3	45	0	19	0	0	0	0	432
Sep 08, 2017	at South Alabama	27	41	0	19	14	134	1	17	14-24-1	134	1	17	4	84	0	33	0	0	0	0	175
9/16/17	at Pitt	34	103	1	23	20	288	1	74	20-35-2	288	1	74	5	85	0	21	0	0	0	0	391
Sep 23, 2017	TCU	52	238	4	42	22	228	1	43	22-33-1	228	1	43	3	62	0	42	1	-3	0	0	466
Sep 30, 2017	at Texas Tech	26	54	2	14	29	330	1	56	29-46-1	330	1	56	6	93	0	30	0	0	0	0	384
Oct 14, 2017	BAYLOR	46	219	1	39	14	168	0	21	14-36-2	168	0	21	6	85	0	21	0	0	0	0	387
Oct 21, 2017	at Texas	33	42	1	15	22	241	0	90	22-36-1	241	0	90	2	56	0	33	1	0	0	0	283
	Opponent totals	278	941	11	55	141	1577	4	90	141-248-8	1577	4	90	29	510	0	42	2	-3	0	0	2518
	Oklahoma State	273	1343	17	79	167	2749	19	86	167-255-5	2749	19	86	16	324	0	31	11	42	0	13	4092

Date	Opponent	-----TACKLES-----				--SACKS--		--FUMBLE--		Int-Yds	QBH	Pass Brk	Blkd Kick	--Kicks--XPTS--			Saf	Pts
		Solo	Asst	Total	TFL-Yds	No-Yds	FF	FR-Yds	Att-Mad					Run	Rcv			
Aug 31, 2017	TULSA	54	6	60	9.0-29	2.0-9	2	2-26	0-0	1	1	0	0	3-3	0	0	0	24
Sep 08, 2017	at South Alabama	54	15	69	2.0-14	1.0-1	0	0-0	0-0	2	1	0	0	1-1	0	0	0	7
9/16/17	at Pitt	39	26	65	5.0-13	1.0-3	0	1-0	1-0	11	2	0	0	3-3	0	0	0	21
Sep 23, 2017	TCU	49	12	61	6.0-25	3.0-18	1	1-0	3-2	2	2	0	0	5-5	0	0	0	44
Sep 30, 2017	at Texas Tech	56	16	72	3.0-6	2.0-5	0	0-0	1-95	3	4	0	0	4-4	0	0	0	34
Oct 14, 2017	BAYLOR	46	12	58	4.0-8	0.0-0	1	2-0	0-0	0	7	0	0	1-1	0	0	0	16
Oct 21, 2017	at Texas	64	18	82	6.0-24	2.0-14	2	1-0	0-0	2	5	0	0	1-1	0	0	0	10
	Opponent totals	362	105	467	35.0-119	11.0-50	6	7-26	5-93	21	22	0	0	18-18	0	0	0	156
	Oklahoma State	363	104	467	52.0-262	14.0-148	8	4-82	8-64	26	29	1	0	39-39	0	0	0	306

Date	Opponent	No	Yds	-----PUNTING-----					50+	I20	--FIELD GOALS--			No	-----KICKOFFS-----				
				Avg	Long	Blkd	TB	FC			Att-Made	Lg	Blkd		Yds	Avg	TB	OB	
Aug 31, 2017	TULSA	7	312	44.6	60	0	1	2	1	2	1-1	23	0	4	240	60.0	1	0	
Sep 08, 2017	at South Alabama	7	339	48.4	58	0	0	2	3	2	1-0	0	0	2	130	65.0	1	0	
9/16/17	at Pitt	6	292	48.7	63	0	1	2	3	3	1-0	0	0	4	248	62.0	2	0	
Sep 23, 2017	TCU	2	90	45.0	46	0	0	0	0	0	3-3	31	0	9	573	63.7	4	0	
Sep 30, 2017	at Texas Tech	5	163	32.6	51	1	0	2	1	1	2-2	26	0	5	322	64.4	4	0	
Oct 14, 2017	BAYLOR	5	230	46.0	58	0	0	0	2	1	3-3	40	0	5	314	62.8	2	0	
Oct 21, 2017	at Texas	11	560	50.9	66	0	1	4	6	5	1-1	22	0	3	192	64.0	2	0	
	Opponent totals	43	1986	46.2	66	1	3	12	16	14	12-10	40	0	32	2019	63.1	16	0	
	Oklahoma State	19	807	42.5	57	0	3	7	3	3	16-11	53	0	56	3333	59.5	24	2	



OKLAHOMA STATE STATISTICS

INDIVIDUAL GAME HIGHS

Rushes	33	Hill, Justice at Texas (Oct 21, 2017)
Yards Rushing	164	Hill, Justice at Texas Tech (Sep 30, 2017)
TD Rushes	2	Hill, Justice at Pitt (9/16/17)
Long Rush	79	Rudolph, Mason at Texas Tech (Sep 30, 2017)
Pass attempts	41	Hill, Justice vs Baylor (Oct 14, 2017)
Pass completions	27	Rudolph, Mason vs TCU (Sep 23, 2017)
Yards Passing	497	Rudolph, Mason at Texas Tech (Sep 30, 2017)
TD Passes	5	Rudolph, Mason at Pitt (9/16/17)
Long Pass	86	Rudolph, Mason vs TCU (Sep 23, 2017)
Receptions	9	Washington, James at Texas Tech (Sep 30, 2017)
Yards Receiving	235	Washington, James vs Baylor (Oct 14, 2017)
TD Receptions	3	McCleskey, Jalen at Pitt (9/16/17)
Long Reception	86	Washington, James vs TCU (Sep 23, 2017)
Field Goals	3	Ammendola, Matt at South Alabama (Sep 08, 2017)
Long Field Goal	53	Ammendola, Matt at South Alabama (Sep 08, 2017)
Punts	9	Sinor, Zach at Texas (Oct 21, 2017)
Punting Avg	54.0	Sinor, Zach vs Baylor (Oct 14, 2017)
Long Punt	57	Sinor, Zach vs TCU (Sep 23, 2017)
Punts inside 20	2	Sinor, Zach at Texas (Oct 21, 2017)
Long Punt Return	13	McCleskey, Jalen at South Alabama (Sep 08, 2017)
Long Kickoff Return	31	Stoner, Dillon at Texas (Oct 21, 2017)
Tackles	9	Johnson, Tyron at Texas Tech (Sep 30, 2017)
Sacks	1.5	Whitener, Chad vs TCU (Sep 23, 2017)
Tackles For Loss	2.5	Richards, Ramon at Texas Tech (Sep 30, 2017)
Interceptions	1	Brailford, Jordan at Texas (Oct 21, 2017)
		Phillips, Justin vs Baylor (Oct 14, 2017)
		Phillips, Justin at South Alabama (Sep 08, 2017)
		Phillips, Justin at Pitt (9/16/17)
		Flowers, Tre at Pitt (9/16/17)
		Flowers, Tre vs TCU (Sep 23, 2017)
		Brailford, Jordan at Texas Tech (Sep 30, 2017)
		Mwaniki, Thabo vs Baylor (Oct 14, 2017)
		Akem, Gyasi vs Baylor (Oct 14, 2017)
		Richards, Ramon at Texas (Oct 21, 2017)

TEAM GAME HIGHS

Rushes	51	at Texas (Oct 21, 2017)
Yards Rushing	332	vs Tulsa (Aug 31, 2017)
Yards Per Rush	9.0	vs Tulsa (Aug 31, 2017)
TD Rushes	5	vs Baylor (Oct 14, 2017)
Pass attempts	42	vs TCU (Sep 23, 2017)
Pass completions	27	at Texas Tech (Sep 30, 2017)
Yards Passing	572	at Pitt (9/16/17)
Yards Per Pass	15.5	at Pitt (9/16/17)
TD Passes	5	at Pitt (9/16/17)
Total Plays	89	at Texas (Oct 21, 2017)
Total Offense	747	vs Baylor (Oct 14, 2017)
Yards Per Play	10.5	vs Baylor (Oct 14, 2017)
Points	59	vs Tulsa (Aug 31, 2017)
		at Pitt (9/16/17)
		vs Baylor (Oct 14, 2017)
Sacks By	4	at South Alabama (Sep 08, 2017)
First Downs	32	at Texas Tech (Sep 30, 2017)
Penalties	8	vs TCU (Sep 23, 2017)
		at Texas Tech (Sep 30, 2017)
Penalty Yards	78	at Texas Tech (Sep 30, 2017)
Turnovers	4	vs TCU (Sep 23, 2017)
Interceptions By	2	at Pitt (9/16/17)
		vs Baylor (Oct 14, 2017)
Punts	9	at Texas (Oct 21, 2017)
Punting Avg	54.0	vs Baylor (Oct 14, 2017)
Long Punt	57	vs TCU (Sep 23, 2017)
Punts inside 20	2	at Texas (Oct 21, 2017)
Long Punt Return	13	at South Alabama (Sep 08, 2017)
		at Texas (Oct 21, 2017)

OPPONENT INDIVIDUAL GAME HIGHS

Rushes	26	Anderson, D., vs TCU (Sep 23, 2017)
Yards Rushing	160	Anderson, D., vs TCU (Sep 23, 2017)
TD Rushes	3	Anderson, D., vs TCU (Sep 23, 2017)
Long Rush	55	TAYLOR II, C., vs Tulsa (Aug 31, 2017)
Pass attempts	46	Shimonek, Nic, at Texas Tech (Sep 30, 2017)
Pass completions	29	Shimonek, Nic, at Texas Tech (Sep 30, 2017)
Yards Passing	330	Shimonek, Nic, at Texas Tech (Sep 30, 2017)
TD Passes	1	Davis, Dallas, at South Alabama (Sep 08, 2017)
		DiNucci, B., at Pitt (9/16/17)
		Hill, Kenny, vs TCU (Sep 23, 2017)
		Shimonek, Nic, at Texas Tech (Sep 30, 2017)
Long Pass	90	Ehlinger, Sam, at Texas (Oct 21, 2017)
Receptions	7	JOHNSON, K., vs Tulsa (Aug 31, 2017)
		Stockton, J., at Texas Tech (Sep 30, 2017)
Yards Receiving	99	Burt, John, at Texas (Oct 21, 2017)
TD Receptions	1	Francis, Mseiah, at South Alabama (Sep 08, 2017)
		Araujo-Lopes, R, at Pitt (9/16/17)
		Diarse, John, vs TCU (Sep 23, 2017)
		Cantrell, Dylan, at Texas Tech (Sep 30, 2017)
		Burt, John, at Texas (Oct 21, 2017)
Long Reception	90	Song, Jonathan, vs TCU (Sep 23, 2017)
Field Goals	3	Martin, Connor, vs Baylor (Oct 14, 2017)
Long Field Goal	40	Martin, Connor, vs Baylor (Oct 14, 2017)
Punts	11	Dickson, Michae, at Texas (Oct 21, 2017)
Punting Avg	50.9	Dickson, Michae, at Texas (Oct 21, 2017)
Long Punt	66	Dickson, Michae, at Texas (Oct 21, 2017)
Punts inside 20	5	Dickson, Michae, at Texas (Oct 21, 2017)
Long Punt Return	0	
Long Kickoff Return	42	
Tackles	14	Turpin, K., vs TCU (Sep 23, 2017)
Sacks	2.0	Jefferson, Mali, at Texas (Oct 21, 2017)
Tackles For Loss	3.0	Hager, Breckyn, at Texas (Oct 21, 2017)
Interceptions	1	WHITFIELD, M., vs Tulsa (Aug 31, 2017)
		Maddox, A., at Pitt (9/16/17)
		Orr, Nick, vs TCU (Sep 23, 2017)
		Collier, L.J., vs TCU (Sep 23, 2017)
		Bradley, Chris, vs TCU (Sep 23, 2017)
		Fields, D., at Texas Tech (Sep 30, 2017)

OPPONENT TEAM GAME HIGHS

Rushes	60	vs Tulsa (Aug 31, 2017)
Yards Rushing	244	vs Tulsa (Aug 31, 2017)
Yards Per Rush	4.8	vs Baylor (Oct 14, 2017)
TD Rushes	4	vs TCU (Sep 23, 2017)
Pass attempts	46	at Texas Tech (Sep 30, 2017)
Pass completions	29	at Texas Tech (Sep 30, 2017)
Yards Passing	330	at Texas Tech (Sep 30, 2017)
Yards Per Pass	8.2	at Pitt (9/16/17)
TD Passes	1	at South Alabama (Sep 08, 2017)
		at Pitt (9/16/17)
		vs TCU (Sep 23, 2017)
		at Texas Tech (Sep 30, 2017)
Total Plays	98	vs Tulsa (Aug 31, 2017)
Total Offense	466	vs TCU (Sep 23, 2017)
Yards Per Play	5.7	at Pitt (9/16/17)
Points	44	vs TCU (Sep 23, 2017)
Sacks By	3	vs TCU (Sep 23, 2017)
First Downs	32	vs TCU (Sep 23, 2017)
Penalties	8	at Texas Tech (Sep 30, 2017)
		at Texas (Oct 21, 2017)
Penalty Yards	73	at Texas (Oct 21, 2017)
Turnovers	3	vs Baylor (Oct 14, 2017)
Interceptions By	3	vs TCU (Sep 23, 2017)
Punts	11	at Texas (Oct 21, 2017)
Punting Avg	50.9	at Texas (Oct 21, 2017)
Long Punt	66	at Texas (Oct 21, 2017)
Punts inside 20	5	at Texas (Oct 21, 2017)
Long Punt Return	0	



OKLAHOMA STATE STATISTICS

GAME-BY-GAME PLAYER PARTICIPATION

		TU	USA	PITT	TCU	TTU	BAY	UT	WVU	OU	ISU	KSU	KU
41	Abbott, Britton	7/5	START	START	START	START	XXX	XXX					
9	Akern, Gyasi	7/-	XXX	XXX	XXX	XXX	XXX	XXX					
10	Alexander, T.	5/-	XXX	XXX	XXX	XXX	XXX	XXX					
49	Ammendola, Matt	7/-	XXX	XXX	XXX	XXX	XXX	XXX					
3X	Ateman, Marcell	7/4	XXX	XXX	XXX	START	START	START					
90	Bakari, Taaj	6/-	XXX	XXX	XXX	XXX	XXX	XXX					
6	Baker, Adrian	6/-	XXX	XXX	XXX	XXX	XXX	XXX					
1D	Balous, Bryce	7/-	XXX	XXX	XXX	XXX	XXX	XXX					
37	Barksdale-Blair	1/-	XXX	XXX	XXX	XXX	XXX	XXX					
94	Brailford, J.	7/3	XXX	XXX	XXX	XXX	START	START					
2I	Brown, Bryce	2/-	XXX	XXX	XXX	XXX	XXX	XXX					
6X	Brown, Keenen	5/2	XXX	XXX	XXX	XXX	START	START					
24	Brown, LD	5/-	XXX	XXX	XXX	XXX	XXX	XXX					
1X	Bundage, Calvin	7/3	XXX	START	XXX	START	XXX	XXX					
87	Carter, Logan	6/-	XXX	XXX	XXX	XXX	XXX	XXX					
99	Carter, Trey	7/-	XXX	XXX	XXX	XXX	XXX	XXX					
78	Cochran, Aaron	7/7	START	START	START	START	START	START					
35	Cook, Chance	7/-	XXX	XXX	XXX	XXX	XXX	XXX					
14	Cornelius, T.	3/-	XXX	XXX	XXX	XXX	XXX	XXX					
60	Crabtree, Zach	6/6	START	START	START	START	START	START					
2X	Curry, Darius	4/-	XXX	XXX	XXX	XXX	XXX	XXX					
79	Daniels, Darrión	7/7	START	START	START	START	START	START					
3	Edison-McGruder	4/4	START	START	START	START	START	START					
47	Ferguson, Tyler	3/-	XXX	XXX	XXX	XXX	XXX	XXX					
42	Finefeuiaki, S.	7/1	XXX	XXX	START	XXX	XXX	XXX					
31	Flowers, Tre	7/7	START	START	START	START	START	START					
66	Galea, Lemaefe	5/-	XXX	XXX	XXX	XXX	XXX	XXX					
76	Galloway, Dylan	7/-	XXX	XXX	XXX	XXX	XXX	XXX					
86	Grant, Triston	3/-	XXX	XXX	XXX	XXX	XXX	XXX					
4	Green, A.J.	7/7	START	START	START	START	START	START					
18	Green, Z.	7/-	XXX	XXX	XXX	XXX	XXX	XXX					
16	Harper, Devin	7/-	XXX	XXX	XXX	XXX	XXX	XXX					
25	Harper, Madre	2/-	XXX	XXX	XXX	XXX	XXX	XXX					
33	Henry, Kevin	1/-	XXX	XXX	XXX	XXX	XXX	XXX					
5	Hill, Justice	7/7	START	START	START	START	START	START					
59	Hockett, Matt	3/-	XXX	XXX	XXX	XXX	XXX	XXX					
70	Hughes, Ben	3/-	XXX	XXX	XXX	XXX	XXX	XXX					
4J	Hupp, Luke	2/-	XXX	XXX	XXX	XXX	XXX	XXX					
73	Jenkins, Teven	7/3	XXX	XXX	XXX	START	XXX	START					
13	Johnson, Tyron	6/-	XXX	XXX	XXX	XXX	XXX	XXX					
2D	Kearse, Malik	6/-	XXX	XXX	XXX	XXX	XXX	XXX					
75	Keyes, Marcus	7/7	START	START	START	START	START	START					
27	King, J.D.	7/-	XXX	XXX	XXX	XXX	XXX	XXX					
15	Lacy, Chris	6/3	START	START	START	XXX	XXX	XXX					
95	Leveni, Vili	7/7	START	START	START	START	START	START					
71	Lundblade, Brad	5/5	START	START	START	START	START	START					
1	McCleskey, Jalen	7/6	START	START	XXX	START	START	START					
2E	McKnight, Cole	1/-	XXX	XXX	XXX	XXX	XXX	XXX					
5X	Morrow, Jerel	7/-	XXX	XXX	XXX	XXX	XXX	XXX					
92	Murray, Cameron	4/-	XXX	XXX	XXX	XXX	XXX	XXX					
2H	Mwaniki, Thabo	7/1	XXX	START	XXX	XXX	XXX	XXX					
68	Noel, Delonte	4/-	XXX	XXX	XXX	XXX	XXX	XXX					
1A	Ogbongbemiga	7/-	XXX	XXX	XXX	XXX	XXX	XXX					
91	Osborne, D.	7/7	START	START	START	START	START	START					
93	Owens, Jarrell	7/-	XXX	XXX	XXX	XXX	XXX	XXX					
8I	Parker, Austin	4/-	XXX	XXX	XXX	XXX	XXX	XXX					
19	Phillips, Justin	7/7	START	START	START	START	START	START					
38	Redwine-Bryant	3/-	XXX	XXX	XXX	XXX	XXX	XXX					
57	Reed, Walker	2/-	XXX	XXX	XXX	XXX	XXX	XXX					
7	Richards, Ramon	7/7	START	START	START	START	START	START					
20	Rodriguez, M.	3/-	XXX	XXX	XXX	XXX	XXX	XXX					
2	Rudolph, Mason	7/7	START	START	START	START	START	START					
50	Schneider, Ry	4/-	XXX	XXX	XXX	XXX	XXX	XXX					
29	Sinor, Zach	7/-	XXX	XXX	XXX	XXX	XXX	XXX					
5F	Smith, Enoch	6/-	XXX	XXX	XXX	XXX	XXX	XXX					
17	Stoner, Dillon	6/-	XXX	XXX	XXX	XXX	XXX	XXX					
12	Tucker, Kirk	7/1	XXX	XXX	START	XXX	XXX	XXX					
63	Walkingstick, S.	7/-	XXX	XXX	XXX	XXX	XXX	XXX					
80	Wallace, Tylan	7/-	XXX	XXX	XXX	XXX	XXX	XXX					
82	Walterscheid	7/2	START	START	START	XXX	XXX	XXX					
28	Washington, J.	7/7	START	START	START	START	START	START					
89	Webber, Tralund	7/-	XXX	XXX	XXX	XXX	XXX	XXX					
45	Whitener, Chad	7/7	START	START	START	START	START	START					
56	Williams, Larry	3/3	START	START	START	START	START	START					
8	Williams, R.	7/7	START	START	START	START	START	START					
22	Wilson, Ja'Ron	2/-	XXX	XXX	XXX	XXX	XXX	XXX					
72	Wilson, Johnny	7/4	XXX	XXX	XXX	START	START	START					
88	Wolf, Landon	7/-	XXX	XXX	XXX	XXX	XXX	XXX					
11	Wudtee, Keondre	2/-	XXX	XXX	XXX	XXX	XXX	XXX					