



2016 OKLAHOMA STATE COWBOY BASEBALL

Wade McWhorter • Coordinator, Media Relations • (405) 744-7853 (o) or 612-5240 (c) • wade.mcwhorter@okstate.edu
Oklahoma State Athletics Media Relations • 220 Athletics Center, Stillwater, OK 74078 • www.okstate.com

2016 SCHEDULE

Feb. 19	at UT Arlington%	L, 2-3
Feb. 20	vs. Stephen F. Austin%	W, 8-2
Feb. 20	at UT Arlington%	W, 5-3
Feb. 21	vs. Stephen F. Austin%	L, 4-5 (10)
Feb. 26	at #10 North Carolina	L, 1-2
Feb. 27	at #10 North Carolina	L, 6-7 (10)
Feb. 28	at #10 North Carolina	L, 3-4
March 1	<i>Incarnate Word</i>	<i>W, 7-1</i>
March 2	<i>Incarnate Word</i>	<i>W, 3-2</i>
March 4	<i>Indiana State</i>	<i>W, 1-0</i>
March 5	<i>Indiana State</i>	<i>W, 9-2</i>
March 6	<i>Indiana State</i>	<i>L, 0-2</i>
March 8	at #12 Missouri State	W, 6-5 (10)
March 11	<i>Abilene Christian</i>	<i>W, 9-2</i>
March 12	<i>Abilene Christian</i>	<i>W, 16-0</i>
March 14	<i>Abilene Christian</i>	<i>W, 8-4</i>
March 15	at #26 Dallas Baptist	W, 7-6
March 18	<i>#18 Michigan</i>	<i>W, 6-3</i>
March 19	<i>#18 Michigan</i>	<i>W, 5-4</i>
March 20	<i>#18 Michigan</i>	<i>L, 2-4</i>
March 22	at Wichita State	W, 17-0
March 24	at Kansas State*	W, 2-1
March 25	at Kansas State*	W, 5-4
March 26	at Kansas State*	W, 5-4 (10)
March 29	<i>#15 Arkansas</i>	<i>W, 5-4</i>
April 1	at West Virginia*	L, 4-5 (10)
April 2	at West Virginia*	L, 3-4
April 3	at West Virginia*	W, 8-1
April 8	<i>#19 Texas Tech*</i>	<i>L, 1-5</i>
April 9	<i>#19 Texas Tech*</i>	<i>L, 2-8</i>
April 10	<i>#19 Texas Tech*</i>	<i>L, 5-15 (7)</i>
April 12	<i>Oral Roberts</i>	<i>L, 0-4</i>
April 15	at Baylor*	W, 6-2
April 16	at Baylor* (DH, Game 1)	W, 10-7
	at Baylor* (DH, Game 2)	W, 3-1
April 20	at Oklahoma	W, 4-3
April 22	<i>#4 TCU*</i>	<i>W, 9-0</i>
April 23	<i>#4 TCU*</i>	<i>L, 6-11</i>
April 24	<i>#4 TCU*</i>	<i>W, 11-7</i>
April 26	at Arkansas	L, 6-7
April 30	at Texas* (DH, Game 1)	W, 3-0
	at Texas* (DH, Game 2)	W, 6-3
	at Texas*	W, 8-4
May 1		W, 9-0
May 6	<i>Prairie View A&M</i>	<i>W, 12-0</i>
May 7	<i>Prairie View A&M</i>	<i>W, 8-7 (11)</i>
May 10	<i>Dallas Baptist</i>	<i>L, 1-9</i>
May 13	Oklahoma* (OKC)	W, 10-9
May 14	Oklahoma* (Tulsa)	L, 1-3
May 15	Oklahoma* (Tulsa)	L, 1-3
May 17	at Oral Roberts	L, 1-3
May 20	<i>Kansas* (DH, Game 1)</i>	<i>W, 4-3</i>
	<i>Kansas* (DH, Game 2)</i>	<i>W, 9-2</i>
May 21	<i>Kansas*</i>	<i>W, 8-1</i>
May 25	vs. Texas#	W, 10-4
May 26	vs. #11 TCU#	L, 5-13
May 27	vs. Texas#	L, 8-12
June 3	vs. Nebraska\$	W, 6-0
June 4	at #8 Clemson\$	W, 12-2
June 5	at #8 Clemson\$	W, 9-2
June 11-13	NCAA Columbia Super Regional	
June 14-25	College World Series!	

Bold italics indicates home game • All Times Central

* — Big 12 Conference game

% — Clay Gould Classic • Arlington, Texas

— Chickasaw Bricktown Ballpark • Oklahoma City

\$ — NCAA Clemson Regional

! — TD Ameritrade Park • Omaha, Neb.



Oklahoma State (39-20) vs. South Carolina (46-16) at the NCAA Columbia Super Regional

**Founders Park (8,242)
Columbia, S.C.**

Sat., June 11-Mon., June 13



Oklahoma State

Oklahoma State makes its second NCAA Super Regional appearance in the last three seasons this weekend at the NCAA Columbia Super Regional as the Cowboys take on host South Carolina. The best-of-three series begins Saturday at 2 p.m. (CST), with Sunday's contest also scheduled for a 2 p.m. start. Monday's if-necessary game would be at noon, 3 p.m. or 6 p.m. OSU is 39-20 on the season and ranked as high as 12th nationally.

Led by Donnie Walton and J.R. Davis, the Cowboys are hitting a collective .268, while Big 12 Conference Pitcher of the Year Thomas Hatch highlights a pitching staff that has posted a 3.34 ERA.

Cowboys At The NCAA Baseball Championship

Oklahoma State is making its 42nd appearance in the NCAA Baseball Championship, which ranks as fourth most all time, and the Cowboys own a 143-89 (.616) record in the tourney, with the 143 wins seventh on the all-time list. The Cowboys have also made 19 College World Series appearances, which is tied for sixth all time.

OSU earned an NCAA Super Regional berth for the fourth time in program history (1999, 2007, 2014) after knocking off No. 7 national seed Clemson on its home field to claim the 14th Regional championship in program history. The Super Regional appearance is OSU's second in four seasons under head coach Josh Holliday, who has led the Pokes to NCAA Regional play in each of his years at the helm. In Holliday's first season coaching his alma mater, OSU advanced to the finals of the 2013 NCAA Louisville Regional as the No. 3 seed, and in 2014, the top-seeded Pokes captured their first Regional championship since 2007. Last season, OSU hosted a Regional as a No. 1 seed for a second-straight year and went 1-2.

About The Gamecocks

South Carolina captured the NCAA Columbia Regional title as the tourney's top seed to advance to the 12th Super Regional in program history. The Gamecocks are hitting .293 and sport a 3.28 team ERA.

OSU is 3-0 all time against South Carolina. All three meetings were at the College World Series (1981, '82 and '85).

Watch, Listen, Follow

All games of the NCAA Columbia Super Regional will air live on ESPN2 or ESPNU, with Mark Neely and Todd Walker on the call.

All OSU baseball games are carried live by Stillwater Radio and air on KSPI 93.7 FM or 780 AM. Rex Holt, who is in his 34th season on the air with Cowboy baseball, will call the action, with Matt "Chief" Davis providing color commentary. Radio broadcasts are also available online at okstate.com/watch.

Live stats for all NCAA Baseball Championship games can be found at www.ncaa.com. Additionally, fans can follow the official OSU Baseball Twitter account, @OSUBaseball, for in-game updates.

OSU PROBABLE STARTERS

Position Players		2016 Statistics					Noteworthy
Pos.	No.	Player	GP-GS	Avg.	HR	RBI	
C	16	Collin Theroux	56-53	.161	5	27	.317 on-base percentage
1B	22	Dustin Williams	57-57	.219	14	42	Leads Big 12 in home runs
2B	3	J.R. Davis	51-50	.360	1	31	Cowboys are 31-11 w/Davis hitting leadoff
SS	5	Donnie Walton	59-57	.350	3	43	All-Big 12 First Team in 2014, 2015 & 2016
3B	7	Garrett Benge	59-57	.297	4	38	Named to All-Big 12 Second Team
RF	28	Corey Hassel	59-59	.291	6	37	Team-high 18 doubles, 19 sac bunts, 15 steals
CF	8	Ryan Sluder	49-45	.213	3	18	All-Big 12 Second Team in 2015
LF	13	Jon Littell	52-51	.264	2	23	Hit .615 (8-for-13) at Clemson Regional
DH	24	Conor Costello	28-22	.367	5	30	.633 slugging percentage

Starting Pitchers

R/L	No.	Player	W-L	ERA	Last Appearance	W-L	IP	H	R	ER	BB	SO
R	45	Thomas Hatch	7-2	2.16	6/3 vs. Nebraska	W	7.0	6	0	0	2	10
R	37	Tyler Buffett	7-3	3.34	6/4 at Clemson	W	7.0	7	1	1	3	6
R	34	Jensen Elliott	9-2	3.27	6/5 at Clemson	W	6.0	4	1	1	1	8



2016 COWBOY BASEBALL ROSTER

NUMERICAL ROSTER

No.	Name	Pos.	B/T	Ht.	Wt.	Class	Hometown (High School/Previous School)
1	Alex Shaver	OF	L/L	5-11	189	Fr.	Sugarland, Texas (George Ranch HS)
2	J.R. Davis	INF	R/R	5-9	187	Jr.	Vallejo, Calif. (St. Patrick-St. Vincent HS/Contra Costa CC)
3	Garrett McCain	OF	R/L	6-0	186	So.	Wylie, Texas (Wylie East HS)
4	Jacob Chappell	INF	R/R	6-0	164	So.	Guthrie, Okla. (Guthrie HS)
5	Donnie Walton	INF	S/R	5-10	184	Sr.	Tulsa, Okla. (Bishop Kelley HS)
6	David Petrino	INF	R/R	5-10	198	Sr.	Springdale, Ark. (Shiloh Christian/Central Arizona CC)
7	Garrett Benge	INF	L/R	5-11	200	So.	Yukon, Okla. (Yukon HS/Cowley County CC)
8	Ryan Sluder	OF	R/R	6-2	197	Jr.	Amarillo, Texas (Amarillo HS)
13	Jon Littell	OF	R/R	6-3	205	So.	Stillwater, Okla. (Stillwater HS)
15	Garrett Williams	LHP	L/L	6-1	204	Jr.	Lubbock, Texas (Calvary Baptist HS)
16	Collin Theroux	C	R/R	6-1	223	Jr.	San Mateo, Calif. (Junipero Serra HS/San Joaquin Delta CC)
17	Baylor Rowlett	C	R/R	6-0	198	Fr.	College Station, Texas (College Station HS)
18	Colin Simpson	C	L/R	5-9	227	Fr.	Edmond, Okla. (Memorial HS)
19	Carson Teel	LHP	L/L	6-0	170	R-Fr.	Stillwater, Okla. (Stillwater HS)
22	Dustin Williams	1B	L/R	6-2	229	Jr.	Weatherford, Texas (Weatherford HS)
23	Bryce Verplank	RHP/OF	R/R	6-4	223	Fr.	Flower Mound, Texas (Marcus HS)
24	Conor Costello	RHP/OF	R/R	6-3	211	Sr.	Edmond, Okla. (Santa Fe HS/Arkansas)
25	Trey Cobb	RHP	R/R	6-1	199	Jr.	Broken Arrow, Okla. (Broken Arrow HS)
26	Luke Matheny	RHP	R/R	6-2	199	Fr.	Chesterfield, Mo. (Westminster Christian)
27	Michael Mertz	RHP	R/R	6-2	209	Jr.	Pflugerville, Texas (Pflugerville HS/Cisco College)
28	Corey Hassel	OF/RHP	R/R	5-10	175	Sr.	Stillwater, Okla. (Stillwater HS)
30	Remy Reed	RHP	R/R	6-5	225	Jr.	Frisco, Texas (Frisco HS/Navarro College)
31	Matt Wilson	LHP	L/L	6-5	209	So.	Dallas, Texas (Highland Park HS)
32	Ben Leeper	RHP	R/R	5-11	193	Fr.	Southlake, Texas (Southlake Carroll HS)
33	Mason O'Brien	1B	L/L	6-0	193	So.	Owasso, Okla. (Owasso HS)
34	Jensen Elliott	RHP	R/R	6-6	206	Fr.	Coppell, Texas (Coppell HS)
36	Max Simpson	RHP	R/R	6-3	201	So.	Tulsa, Okla. (Bishop Kelley HS/Hutchinson CC)
37	Tyler Buffett	RHP	R/R	6-2	197	Jr.	Albuquerque, N.M. (Albuquerque Academy)
38	Nick Gallo	INF	R/R	5-10	181	Jr.	West Palm Beach, Fla. (Palm Beach Gardens HS/Palm Beach St. CC)
39	Alex Hackerott	LHP	R/L	6-2	196	Sr.	Sand Springs, Okla. (Charles Page HS)
42	Jake Cowan	RHP	R/R	6-1	201	So.	Mangum, Okla. (Mangum HS/Cowley County CC)
43	Blake Battenfield	RHP	R/R	6-4	210	So.	Claremore, Okla. (Verdigris HS)
44	Andrew Rosa	INF	R/R	6-2	188	So.	Owasso, Okla. (Owasso HS)
45	Thomas Hatch	RHP	R/R	6-1	190	So.	Tulsa, Okla. (Jenks HS)
46	Joe Lienhard	RHP	R/R	6-4	239	Fr.	Wichita, Kan. (Kapaun Mt. Carmel HS)

ALPHABETICAL ROSTER

No.	Name	Pos.
43	Battenfield, Blake	RHP
7	Benge, Garrett	INF
37	Buffett, Tyler	RHP
4	Chappell, Jacob	INF
25	Cobb, Trey	RHP
24	Costello, Conor	RHP/OF
42	Cowan, Jake	RHP
2	Davis, J.R.	INF
34	Elliott, Jensen	RHP
38	Gallo, Nick	INF
39	Hackerott, Alex	LHP
28	Hassel, Corey	OF/RHP
45	Hatch, Thomas	RHP
32	Leeper, Ben	RHP
46	Lienhard, Joe	RHP
13	Littell, Jon	OF
26	Matheny, Luke	RHP
3	McCain, Garrett	OF
27	Mertz, Michael	RHP
33	O'Brien, Mason	1B
6	Petrino, David	INF
30	Reed, Remy	RHP
44	Rosa, Andrew	INF
17	Rowlett, Baylor	C
1	Shaver, Alex	OF
18	Simpson, Colin	C
36	Simpson, Max	RHP
8	Sluder, Ryan	OF
19	Teel, Carson	LHP
16	Theroux, Collin	C
23	Verplank, Bryce	RHP/OF
5	Walton, Donnie	INF
22	Williams, Dustin	1B
15	Williams, Garrett	LHP
31	Wilson, Matt	LHP

COACHES

- 9 Josh Holliday – Head Coach (Fourth Season)
- 10 Rob Walton – Assistant Coach (Fourth Season)
- 12 James Vilade – Assistant Coach (First Season)
- 40 Mark Ginther – Volunteer Assistant Coach (Second Season)
- Heath Holliday – Director of Baseball Operations (First Season)
- Victor Romero – Graduate Manager (Second Season)

PRONUNCIATION GUIDE

Benge	like binge (binj)
Hackerott	hacker-it
Lienhard	lin-hard
Littell	li-tell
Matheny	ma-thee-knee
Remy Reed	rimmy
Sluder	slew-der
Theroux	th-row
Vilade	rhymes with made

ROSTER BREAKDOWN

BY CLASS

- Seniors (5):** Costello, Hackerott, Hassel, Petrino, Walton
- Juniors (10):** Buffett, Cobb, Davis, Gallo, Mertz, Reed, Sluder, Theroux, D. Williams, G. Williams
- Sophomores (11):** Battenfield, Benge, Chappell, Cowan, Hatch, Littell, McCain, O'Brien, Rosa, M. Simpson, Wilson
- Redshirt Freshmen (1):** Teel
- Freshmen (8):** Elliott, Leeper, Lienhard, Matheny, Rowlett, Shaver, C. Simpson, Verplank

BY STATE

- Oklahoma (16):** Battenfield, Benge, Chappell, Cobb, Costello, Cowan, Hackerott, Hassel, Hatch, Littell, O'Brien, Rosa, C. Simpson, M. Simpson, Teel, Walton
- Texas (12):** Elliott, Leeper, McCain, Mertz, Reed, Rowlett, Shaver, Sluder, Verplank, D. Williams, G. Williams, Wilson
- California (2):** Davis, Theroux
- Arkansas (1):** Petrino
- Florida (1):** Gallo
- Kansas (1):** Lienhard
- Missouri (1):** Matheny
- New Mexico (1):** Buffett



RADIO/TV CHART



1

Alex Shaver
OF • L/L • 5-11, 189
Fr. • Sugarland, Texas




2

J.R. Davis
INF • R/R • 5-9, 187
Jr. • Vallejo, Calif.




3

Garrett McCain
OF • R/L • 6-0, 186
So. • Wylie, Texas




4

Jacob Chappell
INF • R/R • 6-0, 164
So. • Guthrie, Okla.



5

Donnie Walton
INF • S/R • 5-10, 184
Sr. • Tulsa, Okla.



6

David Petrino
INF • R/R • 5-10, 198
Sr. • Springdale, Ark.




7

Garrett Bengel
INF • L/R • 5-11, 200
So. • Yukon, Okla.



8

Ryan Sluder
OF • R/R • 6-2, 197
Jr. • Amarillo, Texas




13

Jon Littell
OF • R/R • 6-3, 205
So. • Stillwater, Okla.




15

Garrett Williams
LHP • 6-1, 204
Jr. • Lubbock, Texas




16

Collin Theroux
C • R/R • 6-1, 223
Jr. • San Mateo, Calif.




17

Baylor Rowlett
C • R/R • 6-0, 198
Fr. • College Station, Texas




18

Colin Simpson
C • L/R • 5-9, 227
Fr. • Edmond, Okla.




19

Carson Teel
LHP • 6-0, 170
R-Fr. • Stillwater, Okla.



22

Dustin Williams
1B • L/R • 6-2, 229
Jr. • Weatherford, Texas



23

Bryce Verplank
RHP/OF • R/R • 6-4, 223
Fr. • Flower Mound, Texas




24

Conor Costello
RHP/OF • R/R • 6-3, 211
Sr. • Edmond, Okla.




25

Trey Cobb
RHP • 6-1, 199
Jr. • Broken Arrow, Okla.




26

Luke Matheny
RHP • 6-2, 191
Fr. • Chesterfield, Mo.




27

Michael Mertz
RHP • 6-2, 209
Jr. • Pflugerville, Texas




28

Corey Hassel
OF/RHP • R/R • 5-10, 175
Sr. • Stillwater, Okla.




30

Remy Reed
RHP • 6-5, 225
Jr. • Frisco, Texas




31

Matt Wilson
LHP • 6-5, 209
So. • Dallas, Texas



32

Ben Leeper
RHP • 5-11, 193
Fr. • Southlake, Texas



33

Mason O'Brien
1B • L/L • 6-0, 193
So. • Owasso, Okla.




34

Jensen Elliott
RHP • 6-6, 206
Fr. • Coppell, Texas




36

Max Simpson
RHP • 6-3, 201
So. • Tulsa, Okla.




37

Tyler Buffett
RHP • 6-2, 197
Jr. • Albuquerque, N.M.




38

Nick Gallo
INF • R/R • 5-10, 181
Jr. • West Palm Beach, Fla.



39

Alex Hackerott
LHP • 6-2, 196
Sr. • Sand Springs, Okla.




42

Jake Cowan
RHP • 6-1, 201
So. • Mangum, Okla.



43

Blake Battenfield
RHP • 6-4, 210
So. • Claremore, Okla.



44

Andrew Rosa
INF • R/R • 6-2, 188
So. • Owasso, Okla.




45

Thomas Hatch
RHP • 6-1, 190
So. • Tulsa, Okla.



46

Joe Lienhard
RHP • 6-4, 239
Fr. • Wichita, Kan.



9

Josh Holliday
Head Coach
Fourth Season



12

James Vilade
Asst. Coach/Recruiting
First Season



10

Rob Walton
Asst. Coach/Pitching
Fourth Season



40

Mark Ginther
Volunteer Asst. Coach
Second Season



Heath Holliday
Director of Operations
First Season



GAME NOTES



2016 BIG 12 CONFERENCE STANDINGS

	Big 12		Overall		
	W	L	W	L	T
Texas Tech	19	5	44	17	0
Oklahoma State	16	8	39	20	0
TCU	15	9	45	15	0
West Virginia	12	11	36	22	0
Oklahoma	11	13	30	27	1
Baylor	10	14	24	29	0
Texas	10	14	25	32	0
Kansas State	8	16	26	31	0
Kansas	6	17	20	35	1

NCAA Columbia Super Regional Schedule (Best-of-Three series; All Times Central)

Saturday		
Oklahoma State at South Carolina		2 p.m.
Sunday		
Oklahoma State at South Carolina		2 p.m.
Monday		
Oklahoma State at South Carolina*		TBD

* - if necessary

NCAA College Station Super Regional Schedule (Best-of-Three series; All Times Central)

Friday		
TCU at Texas A&M		8 p.m.
Saturday		
TCU at Texas A&M		8 p.m.
Sunday		
TCU at Texas A&M*		8 p.m.

* - if necessary

NCAA Lubbock Super Regional Schedule (Best-of-Three series; All Times Central)

Friday		
East Carolina at Texas Tech		7 p.m.
Saturday		
East Carolina at Texas Tech		2 p.m.
Sunday		
East Carolina at Texas Tech*		2 p.m.

* - if necessary

...

2016 Big 12 Preseason Coaches Poll

- TCU (3)
- Oklahoma State (3)**
- Texas (3)
- Oklahoma
- Texas Tech
- West Virginia
- Kansas
- Kansas State
- Baylor

In The Polls

OSU is ranked as high as 12th — by both *Collegiate Baseball* and the NCBWA — in the most recent national polls. The Cowboys are also ranked 16th by Perfect Game, 20th in the *USA Today* coaches poll and 24th by *Baseball America*.

OSU has been ranked in at least one national poll for 68 consecutive weeks dating back to 2013, when the Cowboys were in the polls for the final 14 weeks of the season. During that time, they have spent 16 weeks in the Top 10 and been ranked as high as No. 3 (by the NCBWA in 2014). They finished the '14 season ranked 10th in each of the final polls, marking the 19th time in program history OSU ended the season in the top 10 in the national polls.

2,500 Club

Oklahoma State entered 2016 as one of only 18 programs in Division I history to reach 2,500 victories, beginning the year with 2,513 all-time wins. Of those achieving that feat, only one has played fewer seasons than OSU's 104 (Florida State with 68).

OSU entered the 2016 season ranked sixth all time in NCAA history with a .665 winning percentage.

The Century Mark

In his third season as head coach at his alma mater, Josh Holliday became the sixth skipper to record 100 career wins at Oklahoma State. Holliday's 100th win came on March 13, 2015, against Grand Canyon in his 143rd game, making him the second-fastest Cowboy boss to reach 100 victories.

Coach	Games to reach 100 wins	Season reached 100 wins
Toby Greene	140	8th
Josh Holliday	143	3rd
Gary Ward	146	3rd
Tom Holliday	147	3rd
Chet Bryan	161	6th
Frank Anderson	162	3rd

Omaha

The Cowboys' coaching staff is no stranger to the College World Series, with Josh Holliday and Rob Walton combining for nine CWS appearances as either a player or coach.

Holliday played on a pair of CWS teams at OSU (1996 & 1999) and has coached in the CWS as an assistant at Georgia Tech (2006), Arizona State (2009) and Vanderbilt (2011).

Walton spent four seasons as a pitcher at OSU from 1983-86, and each of those teams appeared in the CWS.

Baseball In Their Blood

Baseball — and Oklahoma State — is definitely a family affair for Josh Holliday.

Josh's father, Tom, served as an OSU assistant coach for 19 years then took over as the Cowboys' head coach from 1997-2003, leading the program to its last College World Series appearance in 1999 (and coaching Josh in his final three collegiate seasons). Tom has spent four decades as a collegiate coach and was inducted into the Cowboy Baseball Hall of Fame in 2016.

Josh's younger brother, Matt, is an outfielder for the St. Louis Cardinals. In 12 major league seasons, Matt has been named to seven MLB All-Star teams.

Josh's uncle, Dave Holliday, was an OSU assistant coach from 1981-88 and has since held a variety of roles in Major League Baseball, including his current spot as a professional scout for the Atlanta Braves.

Home Sweet Home

Allie P. Reynolds Stadium has been home to Oklahoma State baseball since April 4, 1981, and in those 35 seasons, the Cowboys have been nearly unbeatable on their home field.

OSU is 898-215 (.807) all time at Reynolds Stadium and has lost more than two consecutive games on its home turf only six times (six in a row in 2007; four straight in 2016; three in a row in 2010, 2012, 2013 and 2014).

The Cowboys were 18-7 on their home field in 2016.

On The Road Again and Again and Again and Again and Again and Again and Again and...

As has become commonplace, OSU opened Big 12 Conference play on the road in 2016.

The Cowboys have begun league play at Allie P. Reynolds Stadium only twice since 2003 (in 2005 and 2013), and this season OSU opened at Kansas State.

The trend will continue in the near future as the conference office has set schedules for 2017 and 2018, and in each of those seasons, OSU opens Big 12 action away from Stillwater.

Since 2004 and spanning through 2018, OSU will have opened conference play on the road 13 times and only two times at home. Since Big 12 baseball began play in 1997, the Cowboys will have opened league play on the road 16 times and just six times in Stillwater.

Big 12 Home Series Winning Streak Snapped

Prior to being swept by Texas Tech (April 8-10), OSU had not lost a three-game Big 12 Conference series at Allie P. Reynolds Stadium since 2012 when it was swept by Texas A&M on the final weekend of the season. From 2013-15, the Cowboys won nine consecutive three-game league series on their home field following a split in a rain-shortened two-game series with Baylor to open league play in 2013. (In 2015 OSU lost its only game vs. West Virginia in Stillwater — the final two games of the series were canceled due to weather).

OSU has won 11 of its 12 home conference series in four seasons under Josh Holliday.



GAME NOTES



Josh Holliday Head Coach, Fourth Season

Josh Holliday returned home to take over the Oklahoma State baseball program when he was named the 15th head coach in program history on June 8, 2012.

Holliday's hire has paid huge and immediate dividends as he has led the OSU program back to national prominence in his first three years at the helm.

Since taking over the reins, Holliday has guided the Cowboys to three-straight NCAA Tournament appearances, the program's first-ever regular season Big 12 Conference championship and its third NCAA Super Regional berth. During Holliday's three-year tenure, the Cowboys have won 127 games, the second-highest win total among Big 12 teams during that span.

The Oklahoma State alumnus and native of Stillwater made an immediate impact in his first season at the helm, leading the Cowboys to a 41-19 record and the finals of the NCAA Louisville Regional.

OSU's 41 wins in 2013 was its most since 2008, and the Cowboys' second-place finish in the Big 12 Conference was also its best in five years.

Under Holliday's direction, the Cowboys won five of their eight Big 12 series, including four in a row to end the season, and OSU had 11 players garner All-Big 12 accolades, its most since 2008.

OSU's second season under Holliday was even better, and he became the first-ever Cowboy skipper to be named the Big 12 Conference Coach of the Year.

In 2014, the Cowboys went 48-18, marking the most wins for the program since 1994. OSU captured the Big 12 regular season crown with an 18-6 mark, then went on to win the NCAA Stillwater Regional championship and advance to the NCAA Stillwater Super Regional, its first Super Regional appearance since 2007.

The 2014 season also saw the Cowboys win their final seven Big 12 Conference series and rank in the top 10 nationally in five categories, including home runs, walks, sacrifice bunts and winning percentage.

Further adding to the accolades, 2014 also saw a pair of Cowboys — Brendan McCurry and Zach Fish — earn All-America honors. Fish was named the Big 12 Player of the Year and was one of 11 Cowboys to garner All-Big 12 accolades, which included a school-record six first-team honorees.

Holliday is the first former OSU player to serve as the program's head coach. A four-year letterwinner for the Cowboys from 1996-99, Holliday was a starter on teams that made four NCAA Tournament appearances and reached the College World Series in 1996 and 1999.

For 11 years, Holliday served as an assistant coach at some of the nation's top baseball programs. He started his coaching career at OSU before serving on the staffs at North Carolina State, Georgia Tech, Arizona State and Vanderbilt. He coached seven NCAA Tournament teams and three of those advanced to the College World Series (Georgia Tech in 2006, Arizona State in 2009 and Vanderbilt in 2011).

A four-year letterwinner who played in 256 games, which ranks second all time at OSU, Holliday compiled a career .311 batting average to go along with 53 home runs, 62 doubles and 237 RBIs. He was inducted into the OSU Baseball Hall of Fame in 2003.

Holliday's name is prominent throughout the OSU record book. He is OSU's all-time leader in base on balls with 225 and ranks in the top five on the Cowboys' career lists in games, at bats, runs, hits, doubles, total bases, RBIs and hit by pitches while ranking seventh in homers.

Holliday was a three-time All-Big 12 performer, earning first-team honors in 1998 (at catcher) and 1999 (at third base). He was a second-team selection as a utility player in 1997 and was named the Big Eight Conference Freshman of the Year and a Freshman All-American in 1996.

Holliday Year-By-Year At OSU

	Overall	Big 12
2013	41-19	13-10
2014	48-18	18-6
2015	38-20	14-8
2016	39-20	16-8
Totals	166-77 (.683)	61-32 (.656)

THE JOSH HOLLIDAY FILE

- **1996-99:** Played at Oklahoma State
- **1999-00:** Played in Toronto Blue Jays organization
- **2001-03:** Oklahoma State assistant coach
- **2004:** North Carolina State assistant coach
- **2005-07:** Georgia Tech assistant coach
- **2008-09:** Arizona State assistant coach
- **2010-12:** Vanderbilt assistant coach
- **2013-pres.:** Oklahoma State head coach

Building A Winner

In the first four seasons as head coach at his alma mater (2013-15), Josh Holliday has built quite an impressive resume. Just a few of the highlights:

- OSU's .690 winning percentage was the highest among Big 12 teams from 2013-15;
- OSU finished first or second in the conference standings each year (1st in 2014; 2nd in 2013, 2015 and 2016);
- The Cowboys finished in the top 10 in the national rankings in 2014 after ending the 2013 season ranked as high as No. 19. In 2015, they were ranked as high as 17th in the final polls;
- In 2014, OSU advanced to the third Super Regional in program history and won its first-ever Big 12 Conference regular season championship;
- OSU hosted NCAA Regionals in 2014 and 2015 and was the top-seeded team both times;
- The Cowboys have earned four NCAA Regional berths and advanced to an NCAA Super Regional twice;
- OSU won at least five of its eight Big 12 Conference series each season (5 in 2013, 7 in 2014, 6 in 2015, 5 in 2016).

Big 12's Best

Oklahoma State's .690 winning percentage (127-57) from 2013-15 marked the highest in the Big 12 Conference during that span. TCU came in second at .677, with the Cowboys only trailing the Horned Frogs by one in the win column.

OSU has also finished first or second in the league standings each of the last four years, and the Cowboys are the only Big 12 team during that span to finish over .500 in conference play each year.

Comeback Cowboys

Come-from-behind victories have become a trend for the Cowboys under Josh Holliday. OSU has overcome deficits to win 70 games in Holliday's four seasons, notching 18 comeback wins in 2013, 28 in 2014, 15 in 2015 and nine in 2016.

Awards Show

Highlighted by Thomas Hatch and Donnie Walton, OSU had nine players earn All-Big 12 honors in 2016, including tying league champion Texas Tech with four first-team selections.

Hatch was named the Big 12 Pitcher of the Year, while Walton became the first Cowboy in program history — and one of only 10 in Big 12 history — to earn All-Big 12 First Team honors three times in a career. Joining that duo on the first team was Tyler Buffett and J.R. Davis, while Garrett Bengé picked up All-Big 12 Second Team honors.

Earning All-Big 12 honorable mention accolades were Trey Cobb, Jensen Elliott, Corey Hassel and Dustin Williams, while Elliott was also named to the Big 12 All-Freshman Team.

I Feel A Draft

OSU has nine players on its 2016 roster who have been Major League Baseball Draft picks, including a pair of two-time draftees in Conor Costello (2011, Cincinnati, 16th/2015, Pittsburgh 38th) and Donnie Walton (2012, NY Mets, 36th/2015, Milwaukee, 23rd). Other MLB Draft picks include: Garrett Bengé (2015, Cleveland, 22nd); Thomas Hatch (2013, Colorado, 32nd); Jon Littell (2014, Washington, 39th); David Petrino (2014, Chicago Cubs, 39th); Andrew Rosa (2013, Boston, 30th); Collin Theroux (2015, Minnesota, 33rd); and Garrett Williams (2013, San Diego, 33rd).

Close Calls

OSU is 39-21 in one-run games since 2013, including a 13-8 mark this season. After losing their first five one-run games this season, including four via walk-off, the Cowboys won nine in a row before dropping two at West Virginia. Under head coach Josh Holliday (2013-pres.), 39 of the Cowboys' 77 losses have come by two runs or less, including 12 in 2016.

Small Ball

OSU has smashed program records for sacrifice bunts under Josh Holliday.

In 2014, the Cowboys were third nationally with 88 sacrifice bunts, which trumped the 2013 team's 74 sac bunts to set a program record. Donnie Walton ranked fourth in the NCAA in 2014 with 22 sac bunts and has racked up an OSU career-record 55 sacrifice bunts, a total which ranks seventh on the NCAA's all-time list.

Last season, OSU led the NCAA with 81 sacrifice bunts, and four different Cowboys had at least 10 sac bunts.

Swept Away

OSU made history with its sweep of Texas in Austin as it marked the first time OSU has swept three Big 12 road series in a single season. The Cowboys also swept Kansas State and Baylor on the road this year.

The Cowboys finished the season 10-2 in Big 12 road games, the lone losses coming at West Virginia.

Strong-Armed

In four seasons under the direction of coach Rob Walton, OSU's pitching staff turned in impressive numbers.

The Cowboys' success under Walton from 2013-15 includes 16 All-Big 12 pitchers, two consensus first-team All-Americans, two Big 12 Pitcher of the Year winners and a first-round Major League Baseball Draft pick.

Here's just a sampling of how the Cowboys have performed under Walton:

- OSU's pitching staff led the Big 12 in ERA in conference-only games in 2014 (2.43) and 2015 (2.50).
- The Cowboys' 2.84 ERA in 2015 ranked eighth nationally and was the lowest by an OSU pitching staff since 1973.
- OSU recorded seven shutouts in 2013 and 2014 and has eight in 2016, marking three of only six times in program history the Cowboys have tallied seven or more. In the 26 seasons prior to 2013, OSU reached seven shutouts only once.
- Jason Hursh was a first-round pick in the 2013 MLB Draft, Brendan McCurry (2014) and Michael Freeman (2015) were first-team All-Americans and Freeman (2015) and Thomas Hatch (2016) were named Big 12 Pitcher of the Year.
- Freeman's 1.31 ERA ranked sixth in the NCAA in 2015 and was the fifth lowest in a single season in OSU history.
- McCurry set OSU records for single-season saves (19) and career saves (27).



GAME NOTES

COWBOY BASEBALL BY THE NUMBERS

2,513/ .665	OSU entered the 2016 season, the 105th in program history, with 2,475 wins and a .665 winning percentage
118	OSU Cowboys have earned All-American honors 118 times in the program's history
100	Career home runs hit by Cowboy Pete Incaviglia, an NCAA record
61	OSU's record for wins in a season, set in 1984 & 1988
58	Consecutive game hitting streak for Robin Ventura in 1987, an NCAA record
48/143	Number of home runs & RBIs for Pete Incaviglia during the 1985 season, both NCAA records
42	NCAA Tournament berths for OSU, the fourth-highest total all time
42	Number of Cowboys to earn All-Big 12 First Team honors
31	Conference championships for the Cowboys (24 Big Eight, 5 Missouri Valley, 2 Big 12)
24	Big Eight Conference championships, a record
23	Cowboys have been named first-team All-American
19	College World Series appearances by OSU, which ranks sixth all time
18	Cowboys drafted in the first round of the Major League Baseball Draft
16	OSU won an NCAA record 16-straight Big Eight Conference championships from 1981-1996
14	Top 10 finishes in Baseball America final season polls (since 1981)
7	50 win seasons by the Cowboys
6	Berths in the College World Series championship game
4	Cowboys in the National College Baseball Hall of Fame - Robin Ventura, Pete Incaviglia, Gary Ward & Tom Borland
4	NCAA Super Regional appearances by the Cowboys - 1999, 2007, 2014, 2016
3	Cowboys named Big 12 Conference Pitcher of the Year - Thomas Hatch (2016), Michael Freeman (2014) & Andrew Heaney (2012)
2	Cowboy alumni who are Major League Baseball managers - Robin Ventura (White Sox) & John Farrell (Red Sox)
2	Cowboys named Big 12 Conference Player of the Year - Zach Fish (2014) & Tyler Mach (2006)
1	National championship for OSU, which came in 1959
1	Golden Spikes Award winner - Robin Ventura in 1988

Dealing

OSU ranks second in the Big 12 with a 3.34 team ERA, with four Cowboys ranking in the top 10 in the league in ERA — Thomas Hatch (1st at 2.16), Jensen Elliott (5th at 3.27) and Tyler Buffett and Trey Cobb (tied for 8th at 3.34).

OSU leads the conference with a .240 opponent batting average, 534 strikeouts and four complete games and ranks second in saves (18) and shutouts (8).

Back In The Saddle

Donnie Walton spurned professional baseball last summer to return for his senior season with the Cowboys in 2016.

Walton has established himself as one of the Big 12's elite players since arriving on campus in 2013. In 219 career games, which ranks eighth on the OSU's all-time list, the switch hitter owns a .318 batting average to go along with 11 home runs, 135 RBIs, 44 doubles and an OSU-record 55 sacrifice bunts (which ranks seventh on the NCAA's all-time list).

Primarily a shortstop throughout his career, Walton is one of just 10 players in conference history to earn All-Big 12 First Team accolades three times (2014-16) and the first Cowboy to achieve the feat.

A 23rd-round draft pick of the Milwaukee Brewers last June, Walton chose not to sign a pro contract and instead starred in the prestigious Cape Cod Baseball League. He was named the CCBL All-Star Game MVP and then earned the Star of Stars Award as the most valuable player of the CCBL playoffs after leading the Yarmouth-Dennis Red Sox to the league championship.

Walton was one of 50 players on USA Baseball's 2016 Golden Spikes Award Preseason Watch List and was named to the Brooks Wallace Award (nation's top shortstop) Watch List by the National College Baseball Hall of Fame.

Hometown Hero

Corey Hassel played in 86 games and hit just .208 in his first two seasons at OSU, but the Stillwater native had a breakout junior campaign for his hometown Cowboys in 2015.

Used mostly as a late-game defensive replacement and pinch runner in 2013 and 2014, Hassel became a regular starter in the outfield as a junior and led the Cowboys with a .312 batting average. He also topped OSU in multi-hit games (18) and multi-RBI efforts (11) en route to All-Big 12 Second Team honors. In conference play, Hassel hit .344 with two home runs and 18 RBIs and led OSU in numerous offensive categories, including RBIs, hits (31) and doubles (6).

The only Cowboy to start all 59 games this season, Hassel leads OSU with 18 doubles, 19 sacrifice bunts — which ranks third nationally — and 15 stolen bases.

The Candyman Can

Tyler Buffett was reliable on the mound in his first two seasons in Stillwater, but he has taken on a starring role in 2016.

In a team-high 34 appearances, 31 of those in relief, the junior right-hander is 7-2 with nine saves and a 3.34 ERA, with the seven wins and nine saves marking career highs. A unanimous All-Big 12 First Team pick, he leads the conference in appearances and ranks second in saves while he's also in the top 10 in opponent batting average (.236) and ERA.

In the month of March, Buffett appeared in 11 of OSU's 18 games and went 4-0 with four saves and a 1.54 ERA to go along with 27 strikeouts in 23 1/3 innings. He was named the Big 12 Pitcher of the Week twice (March 7th and 28th).

Named to the National Pitcher of the Year Award Watch List by the National College Baseball Hall of Fame and the NCBWA's Stopper of the Year Watch List, Buffett was 2-0 with six saves in 13 relief outings in Big 12 play. He allowed only eight runs in 21.1 innings while racking up 21 strikeouts against league foes.

Deep Threat

Dustin Williams tied for the OSU lead with six home runs last season — and in 15 games this year, he'd already equaled his long ball total of a year ago.

The Cowboys' junior first baseman currently leads the Big 12 lead with 14 homers, the most by an OSU player since 2009 when Neil Medchill also had 14, and he was named an honorable mention all-conference performer.

The left-handed hitting Williams was named the Big 12 Player of the Week on March 14 following a three-game stretch that saw him go 5-for-11 (.455) at the plate with four home runs, seven RBIs, 17 total bases and a 1.545 slugging percentage. He homered in all three games — including twice in one of them — and also drove in multiple runs in each contest.

Workhorse

Trey Cobb became the Cowboys' go-to pitcher out of the bullpen in 2015. His team-high 31 appearances marked the third most in a single season in OSU history, and the right-hander compiled a 5-2 record and two saves to go along with a 2.61 ERA. In 58.2 innings — all in relief — Cobb racked up 53 strikeouts, and opponents hit just .221 against him as he earned honorable mention All-Big 12 accolades.

An honorable mention All-Big 12 selection again in 2016, Cobb has made 20 appearances this season, 12 of those as a starter, and is 4-7 with three saves and a 3.34 ERA. He also ranks fourth in the Big 12 with 91 strikeouts in 72.2 innings, including a career-high 13 in six innings of work in a win against 18th-ranked Michigan and 12 in a victory vs. Baylor.

The opening day starter for the Cowboys vs. UT Arlington, Cobb's next six appearances came in relief before he re-joined the weekend starting rotation March 14 against Abilene Christian.

Cobb was named the Big 12 Pitcher of the Week twice this season — April 4 and April 18.

Hit Man

Garrett Bengé put up video game numbers at the junior college level last season, and he's proving to be a valuable hitter in his first season in an OSU uniform.

As a freshman at Cowley County CC, Bengé was the 2015 NJCAA Division I Player of the Year after hitting .502 with 19 home runs, 97 RBIs, 26 doubles and four triples. In 59 games, he collected 103 hits and a .946 slugging percentage.

Now manning the hot corner in Stillwater, Bengé has swung a consistent bat for the Cowboys as he's hitting .297 with 38 RBIs and a .447 slugging percentage, and he earned All-Big 12 Second Team honors as an infielder.



GAME NOTES

CHASING HISTORY OSU CAREER/SEASON RECORDS

Career Sacrifice Hits

1. Donnie Walton (2013-pres.)	55
2. Gage Green (2012-15)	36
Fred Ocasio (1991-94)	36
4. Corey Hassel (2013-pres.)	34

Career Triples

1. Benji de la Rosa (1980-82)	20
...	
9. Five players tied with	10
...	
-- Dustin Williams (2014-pres.)	9

Career Sacrifice Flies

1. Peter Prodanov (1992-95)	19
2. Donnie Walton (2013-pres.) & one other	15

Career Hits

1. Robin Ventura (1986-88)	329
...	
9. Peter Prodanov (1992-95)	260
10. Donnie Walton (2013-pres.)	254

Career Games

1. Brad Beanblossom (1987-90)	271
...	
7. Jimbo McAuliff (1998-01)	226
8. Donnie Walton (2013-pres.)	219
Peter Prodanov (1992-95)	219

Career At-Bats

1. Brad Beanblossom (1987-90)	941
...	
4. Mark Ginther (2009-12)	808
5. Donnie Walton (2013-pres.)	798

Career Appearances

1. Rob Gaiko (1992-95)	87
Rob Linfante (1991-94)	87
...	
7. Trey Cobb (2014-pres.) & one other	69
8. Alex Hackerott (2013-pres.) & one other	68
9. Tyler Buffett (2014-pres.) & one other	67

Career Shutouts

1. John Farrell (1981-84)	6
2. Three tied with	4
3. Thomas Hatch & seven others with	3

Season Sacrifice Hits

1. Donnie Walton (2014)	22
2. Corey Hassel (2016)	19

Season Shutouts

1. John Farrell (1984)	5
2. Jim Jacobsen (1973)	4
3. Thomas Hatch (2016) & five others with	3

Season Saves

1. Brendan McCurry (2014)	19
2. Three tied with	10
5. Tyler Buffett (2016)	9
Jordy Mercer (2008)	9

Season Appearances

1. Brendan McCurry (2014)	35
5. Tyler Buffett (2016) & one other with	34

Hit For Cycle in Big 12 Era (since 1997)

J.R. Davis vs. West Virginia	4/3/16
Zach Johnson vs. Kansas State	4/29/11
Josh Fields vs. UT Pan American	4/15/03

Injuries Take A Toll

Several key Cowboys have missed significant time this season due to injury. A shoulder issue kept Garrett Williams out of action until a relief appearance on March 25, while three starters have also been out extended periods — Conor Costello has missed 18 games due to a broken hamate and a sprained knee, Ryan Sluder (thumb) missed nine games and Colin Simpson (hamate) was out of action for 15.

After fouling a ball off his foot against Arkansas on March 29, Donnie Walton had to leave the game and was limited to pinch hitting and DH duties in the series at West Virginia.

The Cyclist

J.R. Davis made history in the series finale at West Virginia when he joined Josh Fields (2003) and Zach Johnson (2011) as the only OSU players to hit for the cycle during the Big 12 era (since 1997). The Cowboy second baseman is also one of just 18 Big 12 players to ever hit for the cycle.

After leading off Sunday's game vs. WVU with a walk, Davis delivered an RBI triple in the third and a leadoff single in the sixth. In the eighth, he hit his first-career home run, a two-run shot, and then in the ninth he recorded an RBI double to complete the cycle. He finished the historic day 4-for-4 with a career-high four RBIs and three runs scored.

Davis, a JUCO transfer who had not played since 2014 prior to joining OSU this season, appeared in just one of the Cowboys' first nine games this season but was inserted in the starting lineup at second base March 1 vs. Indiana State and has not left since while flourishing as an All-Big 12 First Team infielder. He leads the Pokes with a .360 batting average in 51 games, and the Cowboys are 31-11 with Davis batting in the leadoff spot.

Friday Night Filth

Thomas Hatch missed the 2015 season with a sprained UCL, but he returned to the OSU rotation as the Cowboys' Friday night starter this year and captured Big 12 Pitcher of the Year and All-American honors.

Hatch has made 16 starts as a redshirt sophomore and is 7-2 with a 2.16 ERA that leads the Big 12. The right-hander also leads the conference with 112.1 innings pitched, and he has worked six or more innings in 13 of his 16 starts, including three complete games.

Hatch's three complete games also leads the Big 12, and he's been dominant in those performances (vs. TCU, Texas and Prairie View), tossing shutouts in all three to become just the 10th pitcher in Big 12 history to record three shutouts in a season. Against No. 4 TCU, he racked up a career-high 10 strikeouts and did not allow a runner past first base until the ninth inning; he followed that with six-strikeout effort in blanking Texas as he became the first Cowboy pitcher since All-American Andrew Heaney in 2012 to record consecutive shutouts. Against PVAMU, he took a perfect game into the seventh and struck out a career-high 11 while allowing just two hits and facing only one hitter over the minimum.

In Big 12 play, Hatch was 4-2 with a 2.45 ERA and tossed two shutouts in eight starts.

Of the 94 hits Hatch has allowed this season, only nine have gone for extra bases.

Hatch Went Streaking

Thomas Hatch did not allow an earned run in 38 2/3 consecutive innings over a stretch from the seventh inning of his start against Texas Tech on April 8 until the fourth inning vs. Oklahoma on May 13. The only runs he gave up during the streak were two of the unearned variety against Baylor on April 15.

Hatch also recorded a streak of 33 consecutive scoreless frames from the seventh inning vs. Baylor until the fourth inning against Oklahoma.

Fantastic Freshman

OSU's pitching staff is arguably the best in the Big 12, and Jensen Elliott is a big reason why. The freshman right-hander has been in the Cowboys' weekend starting rotation throughout the year, making 16 starts and compiling a 9-2 record and 3.27 ERA. He led OSU with five wins in Big 12 play, where he was 5-1 in eight starts.

Elliott won his first-career start on Feb. 20 at UT Arlington with five shutout innings, and in the series finale at West Virginia he became the first OSU freshman since Matt Smith in 1998 to throw a complete game. In that game, he threw 133 pitches and allowed just one run on four hits while striking out four in a performance that earned him Big 12 Pitcher of the Week honors. He was also named the Big 12 Newcomer of the Week on April 18 following his win over Baylor.

All-American Cowboys

Thomas Hatch has picked up All-America Third Team honors from both *Baseball America* and *Collegiate Baseball*, while Donnie Walton was also named to the *Baseball America* All-America Third Team. OSU Cowboys have now earned All-America honors 118 times in program history.

Jensen Elliott also earned elite status nationally as he was tabbed a Freshman All-American by *Collegiate Baseball*.

Award Tour

OSU finished 2016 with 12 conference weekly award winners, the most by a team in a single season in Big 12 history (previous record was 11 by Baylor in 2012). The Cowboys also set a record with seven pitcher of the week honorees.

Tyler Buffett (March 7 and March 28), Trey Cobb (April 4 and April 18) and Thomas Hatch (April 25 and May 9) were each named Big 12 Pitcher of the Week twice, while Jensen Elliott earned Big 12 Pitcher of the Week (April 4) and Newcomer of the Week (April 18) honors. Other winners were Dustin Williams (Player of the Week on March 14), J.R. Davis (Newcomer of the Week on April 4 and May 23) and Corey Hassel (Player of the Week on May 23).

Short Hops

OSU entered the NCAA tournament 32nd in the official NCAA RPI ... OSU is 9-9 against ranked teams in 2016 ... The Cowboys have turned 68 double plays this season, which ranks fourth nationally ... OSU ranks 17th in the NCAA with a .978 fielding percentage.



GAME NOTES

AWARD TOUR 2016 OSU AWARDS & ACCOLADES

Big 12 Weekly Awards

Tyler Buffett	Co-Big 12 Pitcher of Week, 3/7
Dustin Williams	Big 12 Player of Week, 3/14
Trey Cobb	Big 12 Pitcher of the Week, 3/21
Tyler Buffett	Big 12 Pitcher of Week, 3/28
J.R. Davis	Big 12 Newcomer of Week, 4/4
Jensen Elliott	Big 12 Pitcher of Week, 4/4
Trey Cobb	Big 12 Pitcher of the Week, 4/18
Jensen Elliott	Big 12 Newcomer of Week, 4/18
Thomas Hatch	Big 12 Pitcher of Week, 4/25
Thomas Hatch	Big 12 Pitcher of Week, 5/9
Corey Hassel	Big 12 Co-Player of Week, 5/23
J.R. Davis	Big 12 Newcomer of Week, 5/23

National Awards

Donnie Walton	Golden Spikes Award Watch List
Donnie Walton	Brooks Wallace Award Watch List
Conor Costello	Senior CLASS Award candidate
Tyler Buffett	Nat'l. Pitcher of Year Watch List
Tyler Buffett	NCBWA Stopper of Year Watch List
Thomas Hatch	Nat'l. Pitcher of Year Watch List
Thomas Hatch	Gregg Olson Award semifinalist

All-Big 12 Team

Donnie Walton	First Team INF
J.R. Davis	First Team INF
Thomas Hatch	First Team SP/Pitcher of the Year
Tyler Buffett	First Team RP
Garrett Bengel	Second Team INF
Trey Cobb	Honorable Mention
Jensen Elliott	HMI/All-Freshman Team
Dustin Williams	Honorable Mention
Corey Hassel	Honorable Mention

NCAA Clemson Regional All-Tournament Team

J.R. Davis, 2B
Corey Hassel, OF, Most Valuable Player
Jon Littell, OF
Conor Costello, DH
Thomas Hatch, P
Jensen Elliott, P

All-American

Thomas Hatch	Collegiate Baseball, 3rd Team
Thomas Hatch	Baseball America, 3rd Team
Donnie Walton	Baseball America, 3rd Team
Jensen Elliott	Collegiate Baseball Freshman AA

Cowboys Crowned In Clemson

Oklahoma State captured the 14th NCAA Regional championship in program history last Sunday night as the Cowboys knocked off top-seeded and host Clemson at the NCAA Clemson Regional. The second-seeded Pokes went 3-0 at the tourney, defeating Nebraska in the opener by a 6-0 count before beating the Tigers 12-2 and 9-2 to advance to the fourth NCAA Super Regional in school history.

Highlights

- The Cowboys are making their second Super Regional appearance in the last three years and their second in four seasons under head coach Josh Holliday. OSU hosted UC Irvine in the Stillwater Super Regional in 2014.
- Six Cowboys were named to the NCAA Clemson Regional All-Tournament Team. Outfielder Corey Hassel was named the tourney's most valuable player, and he was joined on the all-tournament team by J.R. Davis, Jon Littell, Conor Costello, Jensen Elliott and Thomas Hatch.
- OSU recorded a .385 batting average in Clemson, while the pitching staff turned in a 1.00 ERA. Both marks were the best among all 64 NCAA Regional teams competing last week.
- The Cowboys committed only one error and turned a pair of double plays. OSU ranks third nationally in double plays with 68 and is 17th with a .978 fielding percentage.
- OSU's shutout of Nebraska marked its eighth shutout of 2016, which is tied for the second-highest single-season total in school history. The Cowboys also had eight shutouts in 1986, with the 1984 club owning the record with 13.
- Thomas Hatch had 10 strikeouts against Nebraska to bring his 2016 season total to 102, becoming only the 13th pitcher in OSU history to record 100 strikeouts in a season and the first since Andrew Heaney had 140 in 2012. The Cowboys have now had a pitcher reach 100 strikeouts in a season 16 times (three players have done it twice).
- Over his last eight games, Conor Costello is hitting .531 (17-for-32) with four doubles, three homers, 15 RBIs and a .398 slugging percentage. He has hit safely in all eight games and has multiple hits in six of them.

Pitching Excellence

- OSU recorded a 1.00 ERA in Clemson, allowing only three earned runs (four total) in 27 innings. The Cowboys also racked up 33 strikeouts and issued only 10 walks, and the opposition hit just .206 against them.
- The Cowboys' starting rotation of Thomas Hatch, Tyler Buffett and Jensen Elliott was dominant. That trio combined for 20 innings of work and allowed only two earned runs on 17 hits while striking out 24 and walking six.
- Both Buffett and Hatch picked up their seventh wins of the season, while Elliott now leads the Cowboys with nine.
- Hatch opened the tourney with seven shutout innings against Nebraska in which he struck out 10 and scattered six hits. It marked the third time this season the right-hander reached double digit strikeouts in a game.
- Buffett made just his third start of the season in the Saturday game against Clemson, but he tied a career-long with seven innings and allowed only one run against a Tigers' club that had scored 42 runs in its previous two games and was on a 10-game winning streak.
- Buffett's appearance was his 34th of the season, tying him with Marv Rockman (1987) for second most in a season in program history and leaving him one shy of Brendan McCurry's record 35, set in 2014.
- Elliott continued to silence Clemson's bats in the Regional final as the freshman righty tied a career high with eight strikeouts and allowed just one run in six innings against the Tigers.
- After being a starter in his last 11 outings, Trey Cobb was used out of the bullpen in Clemson and shined in that role. In two appearances, he worked six innings and struck out eight while allowing only one run on four hits.
- Cobb earned a save with three scoreless innings in the Regional final against Clemson, which included him pitching out of a seventh-inning jam that saw the Tigers bring the tying run to the plate in a 5-2 game.

Aluminum Awakening

- OSU outscored its opposition by a 27-4 margin at the Clemson Regional. Along with a .385 batting average, the Cowboys slugged seven doubles and three home runs for a .532 slugging percentage.
- The Cowboys' hot hitting saw them raise their season batting average seven points, from .261 to .268.
- Conor Costello was the Regional's leading hitter. The Cowboys' DH hit .667, going 8-for-12 at the plate and recording two homers, two doubles and seven RBIs to go along with a 1.333 slugging percentage.
- Jon Littell was 8-for-13 (.615) in three games with a double and three RBIs, while leadoff batter J.R. Davis hit .467 with two RBIs and a stolen base and scored a team-high five runs.
- Costello and Littell ranked second and third, respectively, in batting average in NCAA Regional play. Costello also ranked third with a .714 on-base percentage.
- Davis had a pair of three-hit games to take over the OSU team lead in batting average at .360, and he also extended his streak of reaching base safely to 19 games.
- Corey Hassel's numbers at the plate included a .455 average, two doubles, a homer and six RBIs. He delivered three hits and four RBIs, all coming on a key fifth inning grand slam, to lead OSU in Sunday's championship game.
- Hassel extended his season-long hitting streak to 12 games, and he has also reached base safely in 18-straight games.





COWBOYS IN THE RANKINGS

Baseball America (May 30)

1. Texas A&M	45-14
2. Florida	47-13
3. Miami (Fla.)	45-11
4. Mississippi State	41-16
5. LSU	42-18
6. Mississippi	43-17
7. Louisville	47-12
8. Texas Tech	41-16
9. Clemson	42-18
10. TCU	42-15
11. Virginia	37-20
12. Vanderbilt	43-17
13. Florida State	37-20
14. South Carolina	42-15
15. Coastal Carolina	44-15
16. Tulane	39-19
17. Florida Atlantic	38-17
18. Southern Miss	40-18
19. Louisiana-Lafayette	41-19
20. Bryant	47-10
21. Cal State Fullerton	35-21
22. North Carolina State	35-20
23. Ohio State	43-18
24. Oklahoma State	36-20
25. Rice	41-17

USA Today (May 30)

1. Texas A&M	45-14
2. Florida	47-13
3. Miami (Fla.)	45-11
4. Mississippi State	41-16
5. Louisville	47-12
6. LSU	42-18
7. Mississippi	43-17
8. Vanderbilt	43-17
9. TCU	42-15
10. Clemson	42-18
11. Texas Tech	41-16
12. Florida State	37-20
13. South Carolina	42-15
14. Virginia	37-20
15. Louisiana-Lafayette	41-19
16. Coastal Carolina	44-15
17. North Carolina State	35-20
18. Southern Miss	40-18
19. Florida Atlantic	38-17
20. Oklahoma State	36-20
21. Tulane	39-19
22. Bryant	47-10
23. UC Santa Barbara	37-18
24. Cal State Fullerton	35-21
25. Ohio State	43-18

NCBWA (June 8)

1. Texas A&M	48-14
2. Miami (Fla.)	48-11
3. Florida	50-13
4. Mississippi State	44-16
5. Louisville	50-12
6. LSU	45-19
7. TCU	45-15
8. Texas Tech	44-17
9. South Carolina	46-16
10. Florida State	40-20
11. Coastal Carolina	47-16
12. Oklahoma State	39-20
13. UC Santa Barbara	40-18
14. Arizona	42-21
15. Clemson	44-20
16. East Carolina	37-21
15. North Carolina State	38-22
18. Vanderbilt	43-19
19. Mississippi	43-19
20. Boston College	34-20
21. Virginia	38-22
22. Louisiana-Lafayette	43-21
23. Tulane	41-21
24. Southern Miss	41-20
25. Dallas Baptist	44-19
26. Florida Atlantic	39-19
27. Louisiana Tech	42-20
28. Rice	38-24
29. Cal State Fullerton	36-23
30. Georgia Tech	38-25

Collegiate Baseball (June 8)

1. Texas A&M	48-14
2. Florida	50-13
3. Miami (Fla.)	48-11
4. Mississippi State	44-16
5. Louisville	50-12
6. South Carolina	46-16
7. Texas Tech	44-17
8. LSU	45-19
9. Florida State	40-20
10. TCU	45-15
11. Coastal Carolina	47-16
12. Oklahoma State	39-20
13. Arizona	42-21
14. UC Santa Barbara	40-18
15. East Carolina	37-21
16. Boston College	34-20
17. Virginia	38-22
18. Clemson	44-20
19. Louisiana-Lafayette	43-21
20. North Carolina State	38-22
21. Xavier	32-20
22. Washington	33-23
23. Vanderbilt	43-19
24. Dallas Baptist	44-19
25. Tulane	41-21
26. South Alabama	42-22
27. Southern Miss	41-20
28. Cal State Fullerton	36-23
29. Arizona State	36-23
30. Rice	38-24

D1Baseball (May 31)

1. Texas A&M	45-14
2. Miami (Fla.)	45-11
3. Florida	47-13
4. Mississippi State	41-16
5. Louisville	47-12
6. LSU	42-18
7. Mississippi	43-17
8. Clemson	42-18
9. Texas Tech	41-16
10. Virginia	37-20
11. Vanderbilt	43-17
12. South Carolina	42-15
13. TCU	42-15
14. Florida State	37-20
15. Tulane	39-19
16. North Carolina State	35-20
17. Coastal Carolina	44-15
18. Louisiana-Lafayette	41-19
19. Southern Miss	40-18
20. Ohio State	43-18
21. Rice	35-22
22. Cal State Fullerton	35-21
23. Florida Atlantic	38-17
24. Dallas Baptist	41-17
25. Bryant	47-10

Perfect Game (May 30)

1. Texas A&M	45-14
2. Florida	47-13
3. Miami (Fla.)	45-11
4. Mississippi State	41-16
5. Louisville	47-12
6. LSU	42-18
7. Mississippi	43-17
8. Clemson	42-18
9. Texas Tech	41-16
10. Vanderbilt	43-17
11. TCU	42-15
12. South Carolina	42-15
13. Florida State	37-20
14. Bryant	47-10
15. Coastal Carolina	44-15
16. Oklahoma State	36-20
17. Virginia	37-20
18. Louisiana-Lafayette	41-19
19. Tulane	39-19
20. North Carolina State	35-20
21. UNC Wilmington	37-17
22. Southern Miss	40-18
23. Cal State Fullerton	35-21
24. Ohio State	43-18
25. Florida Atlantic	38-17

Cowboys Week-By-Week In The National Polls

	Baseball America	USA Today	NCBWA	Collegiate Baseball	D1Baseball	Perfect Game
Preseason	9	10	11	25	8	7
Feb. 22	13	No poll	16	NR	12	11
Feb. 29	22	No poll	27	NR	25	24
March 7	22	NR	26	NR	25	23
March 14	22	NR	24	NR	25	23
March 21	19	25	22	NR	22	20
March 28	16	20	18	NR	21	16
April 4	16	25	19	NR	23	17
April 11	NR	RV	27	NR	NR	NR
April 18	NR	RV	25	NR	NR	NR
April 25	25	22	21	30	23	18
May 2	18	19	18	16	20	14
May 9	16	15	15	12	18	13
May 16	20	15	15	14	21	12
May 23	17	16	16	12	19	11
May 30/31	24	20	18	18	NR	16
June 8	24	20	12	12	NR	16



2016 OVERALL STATISTICS

(All games Sorted by Batting avg)

Record: 39-20 Home: 18-7 Away: 17-8 Neutral: 4-5 Big 12: 16-8

Player	avg	gp-gs	ab	r	h	2b	3b	hr	rbi	tb	slg%	bb	hp	so	gdp	ob%	sf	sh	sb-att	po	a	e	fld%	
2 Davis, J.R.	.360	51-50	197	41	71	12	2	1	31	90	.457	24	5	19	7	.441	1	4	9-11	88	156	10	.961	
5 Walton, Donnie	.350	59-57	223	44	78	14	1	3	43	103	.462	32	9	29	2	.446	3	3	13-17	65	165	7	.970	
7 Benge, Garrett	.297	59-57	219	35	65	15	3	4	38	98	.447	31	3	44	4	.387	3	0	7-8	38	84	9	.931	
28 Hassel, Corey	.291	59-59	227	45	66	18	2	6	37	106	.467	20	9	58	4	.367	3	19	15-25	98	6	2	.981	
13 Littell, Jon	.264	52-51	182	25	48	9	1	2	23	65	.357	18	1	39	2	.333	0	7	3-5	72	5	0	1.000	
22 Williams, Dustin	.219	57-57	201	31	44	5	1	14	42	93	.463	32	0	72	0	.323	2	0	4-6	504	28	6	.989	
8 Sluder, Ryan	.213	47-45	164	30	35	9	1	3	18	55	.335	13	6	41	3	.293	1	9	7-8	63	0	0	1.000	
16 Theroux, Collin	.161	56-53	161	27	26	5	0	5	27	46	.286	34	3	87	1	.317	1	8	0-0	478	47	4	.992	

24 Costello, Conor	.367	28-22	90	15	33	9	0	5	30	57	.633	16	2	20	0	.468	1	0	4-5	3	0	1	.750	
44 Rosa, Andrew	.235	31-15	68	12	16	1	0	0	10	17	.250	10	5	14	1	.373	0	1	3-5	49	2	0	1.000	
18 Simpson, Colin	.214	31-17	84	15	18	3	1	2	9	29	.345	10	1	30	0	.305	0	0	0-0	36	9	1	.978	
3 McCain, Garrett	.203	40-21	74	22	15	3	0	0	6	18	.243	17	5	18	1	.385	0	3	11-13	47	0	1	.979	
4 Chappell, Jacob	.190	36-11	42	3	8	0	0	0	4	8	.190	4	0	12	1	.255	1	5	2-2	25	58	3	.965	
6 Petrino, David	.150	20-5	40	4	6	2	0	0	3	8	.200	2	2	5	1	.222	1	0	0-1	6	7	0	1.000	
38 Gallo, Nick	.000	2-0	0	0	0	0	0	0	0	0	.000	0	0	0	0	.000	0	0	0-0	0	0	0	.000	
45 Hatch, Thomas	.000	5-5	0	0	0	0	0	0	0	0	.000	0	0	0	0	.000	0	0	0-0	5	29	3	.919	
25 Cobb, Trey	.000	6-6	0	0	0	0	0	0	0	0	.000	0	0	0	0	.000	0	0	0-0	5	14	0	1.000	
Totals	.268	59	1972	349	529	105	12	45	321	793	.402	263	51	488	27	.366	17	59	78-106	1591	672	52	.978	
Opponents	.240	59	1953	231	469	68	8	20	211	613	.314	238	47	534	55	.335	13	38	35-51	1550	556	80	.963	

LOB - Team (464), Opp (469). DPs turned - Team (68), Opp (38). CI - Team (2), Theroux 2, Opp (1). IBB - Team (7), Davis 3, Littell 1, Benge 1, McCain 1, Williams, D. 1, Opp (5). Picked off - Davis 2, Hassel 2, Littell 1, Benge 1, McCain 1, Costello 1.

(All games Sorted by Earned run avg)

Player	era	w-l	app	gs	cg	sho	sv	ip	h	r	er	bb	so	2b	3b	hr	b/avg	wp	hp	bk	sfa	sha		
45 Hatch, Thomas	2.16	7-2	16	16	3	3/2	0	112.1	94	30	27	28	102	6	1	2	.234	5	7	1	1	10		
34 Elliott, Jensen	3.27	9-2	16	16	1	0/2	0	85.1	78	34	31	34	69	13	0	4	.240	10	8	0	3	4		
37 Buffett, Tyler	3.34	7-3	34	3	0	0/4	9	67.1	59	31	25	29	66	12	0	0	.236	5	7	0	1	7		
25 Cobb, Trey	3.34	4-7	20	12	0	0/2	3	72.2	74	32	27	28	91	10	1	5	.266	3	6	1	1	6		

31 Wilson, Matt	0.00	0-0	1	0	0	0/1	0	1.0	1	0	0	0	0	0	0	0	.333	0	0	0	0	0		
19 Teel, Carson	2.93	1-0	16	0	0	0/1	0	15.1	14	9	5	9	16	1	0	2	.237	4	1	0	0	1		
32 Leeper, Ben	3.18	0-0	2	2	0	0/0	0	5.2	3	2	2	4	8	1	0	0	.150	2	1	0	0	0		
46 Lienhard, Joe	3.38	1-0	15	2	0	0/1	0	18.2	14	10	7	12	18	2	1	0	.209	0	0	0	0	1		
43 Battenfield, Blake	3.49	1-1	23	0	0	0/0	2	28.1	29	15	11	16	16	2	0	1	.276	0	3	0	2	3		
42 Cowan, Jake	3.72	0-1	7	0	0	0/0	0	9.2	6	4	4	8	12	1	1	0	.176	0	0	1	1	0		
30 Reed, Remy	3.82	4-1	23	0	0	0/1	1	35.1	25	16	15	16	44	8	1	1	.202	5	3	0	1	3		
39 Hackerott, Alex	4.05	1-0	12	0	0	0/0	0	6.2	7	3	3	3	7	0	0	2	.269	0	0	0	0	0		
27 Mertz, Michael	4.44	1-3	21	7	0	0/3	3	50.2	42	27	25	39	58	9	0	2	.231	7	6	1	0	3		
24 Costello, Conor	5.68	1-0	3	0	0	0/0	0	6.1	9	5	4	1	6	1	1	0	.346	0	0	1	1	0		
15 Williams, Garrett	6.23	2-0	12	1	0	0/0	0	13.0	11	11	9	10	19	2	2	1	.250	1	4	0	2	0		
36 Simpson, Max	9.00	0-0	3	0	0	0/0	0	2.0	3	2	2	1	2	0	0	0	.333	0	1	0	0	0		
Totals	3.34	39-20	59	59	4	8/5	18	530.1	469	231	197	238	534	68	8	20	.240	42	47	5	13	38		
Opponents	5.14	20-39	59	59	0	2/2	8	516.2	529	349	295	263	488	105	12	45	.268	43	51	10	17	59		

PB - Team (22), Theroux 18, Simpson, C. 4, Opp (16). Pickoffs - Team (8), Hatch 4, Elliott 2, Reed 2, Opp (8). SBA/ATT - Theroux (25-39), Cobb (8-12), Mertz (8-12), Simpson, C. (10-11), Elliott (7-8), Hatch (5-7), Buffett (2-4), Lienhard (1-3), Battenfield (2-3), Costello (1-1), Leeper (1-1).



2016 BIG 12 CONFERENCE STATISTICS

(Big 12 games only Sorted by Batting avg)

Record: 16-8 Home: 5-4 Away: 10-2 Neutral: 1-2 Big 12: 16-8

Player	avg	gp-gs	ab	r	h	2b	3b	hr	rbi	tb	slg%	bb	hp	so	gdp	ob%	sf	sh	sb-att	po	a	e	fld%
2 Davis, J.R.	.378	24-24	98	19	37	7	1	1	21	49	.500	7	3	10	3	.431	1	2	2-3	46	75	3	.976
5 Walton, Donnie	.368	24-22	95	13	35	7	0	1	21	45	.474	5	3	8	1	.413	1	1	2-3	26	75	3	.971
13 Littell, Jon	.246	21-21	69	7	17	5	0	1	9	25	.362	7	1	14	1	.325	0	3	2-2	32	3	0	1.000
28 Hassel, Corey	.245	24-24	98	15	24	6	1	2	12	38	.388	2	2	31	2	.275	0	10	4-7	38	4	1	.977
7 Benge, Garrett	.220	24-24	91	14	20	4	0	3	16	33	.363	15	2	20	3	.343	0	0	2-2	17	35	6	.897
8 Sluder, Ryan	.211	24-24	90	15	19	1	0	1	10	23	.256	5	2	21	1	.265	1	5	3-4	36	0	0	1.000
22 Williams, Dustin	.195	22-22	77	11	15	0	0	5	15	30	.390	14	0	24	0	.319	0	0	1-3	214	11	1	.996

24 Costello, Conor	.500	8-5	18	3	9	2	0	1	4	14	.778	4	1	3	0	.609	0	0	3-3	2	0	1	.667
6 Petrino, David	.278	9-0	18	1	5	1	0	0	1	6	.333	0	1	3	0	.316	0	0	0-1	0	0	0	.000
3 McCain, Garrett	.273	17-3	11	6	3	1	0	0	0	4	.364	5	1	3	0	.529	0	0	0-0	8	0	0	1.000
18 Simpson, Colin	.214	18-9	56	10	12	3	0	2	8	21	.375	4	1	21	0	.279	0	0	0-0	16	5	0	1.000
44 Rosa, Andrew	.190	11-5	21	2	4	0	0	0	3	4	.190	2	2	3	0	.320	0	0	1-2	27	1	0	1.000
16 Theroux, Collin	.182	23-21	55	11	10	0	0	1	4	13	.236	15	3	33	0	.384	0	3	0-0	171	26	1	.995
4 Chappell, Jacob	.167	11-4	12	3	2	0	0	0	1	2	.167	2	0	6	0	.286	0	2	1-1	10	16	0	1.000
38 Gallo, Nick	.000	2-0	0	0	0	0	0	0	0	0	.000	0	0	0	0	.000	0	0	0-0	0	0	0	.000
45 Hatch, Thomas	.000	4-4	0	0	0	0	0	0	0	0	.000	0	0	0	0	.000	0	0	0-0	2	14	1	.941
25 Cobb, Trey	.000	4-4	0	0	0	0	0	0	0	0	.000	0	0	0	0	.000	0	0	0-0	2	9	0	1.000
Totals	.262	24	809	130	212	37	2	18	125	307	.379	87	22	200	11	.349	3	26	21-31	651	304	21	.978
Opponents	.252	24	803	109	202	29	3	11	97	270	.336	99	20	207	25	.347	4	18	14-18	639	221	30	.966

LOB - Team (178), Opp (184). DPs turned - Team (29), Opp (15). IBB - Team (3), Littell 1, McCain 1, Davis 1, Opp (2). Picked off - Hassel 1, McCain 1, Davis 1.

(Big 12 games only Sorted by Earned run avg)

Player	era	w-l	app	gs	cg	sho	sv	ip	h	r	er	bb	so	2b	3b	hr	b/avg	wp	hp	bk	sfa	sha	
45 Hatch, Thomas	2.45	4-2	8	8	2	2/0	0	58.2	45	18	16	19	52	3	0	2	.223	5	5	0	0	7	
25 Cobb, Trey	3.96	1-4	8	8	0	0/0	0	38.2	42	19	17	15	50	6	1	3	.278	2	4	1	0	4	
34 Elliott, Jensen	4.23	5-1	8	8	1	0/0	0	44.2	36	22	21	20	27	7	0	3	.216	5	5	0	0	1	

19 Teel, Carson	1.93	0-0	6	0	0	0/0	0	4.2	5	5	1	3	2	0	0	1	.263	0	0	0	0	0	
39 Hackerott, Alex	2.70	1-0	5	0	0	0/0	0	3.1	4	1	1	0	3	0	0	0	.308	0	0	0	0	0	
37 Buffett, Tyler	3.38	2-0	13	0	0	0/0	6	21.1	21	8	8	8	21	4	0	0	.263	2	3	0	0	3	
46 Lienhard, Joe	3.38	0-0	3	0	0	0/0	0	2.2	1	2	1	1	1	0	0	0	.111	0	0	0	0	0	
24 Costello, Conor	4.15	1-0	2	0	0	0/0	0	4.1	5	3	2	1	2	1	0	0	.313	0	0	0	1	0	
42 Cowan, Jake	4.15	0-0	3	0	0	0/0	0	4.1	3	2	2	4	8	0	0	0	.200	0	0	0	1	0	
27 Mertz, Michael	4.35	0-0	7	0	0	0/0	1	10.1	8	6	5	10	14	2	0	0	.222	3	0	0	0	2	
15 Williams, Garrett	6.35	2-0	4	0	0	0/0	0	5.2	5	5	4	4	9	1	2	0	.263	1	1	0	1	0	
30 Reed, Remy	6.55	0-0	10	0	0	0/0	0	11.0	9	9	8	6	13	3	0	1	.231	2	1	0	1	0	
43 Battenfield, Blake	11.05	0-1	9	0	0	0/0	0	7.1	18	9	9	8	5	2	0	1	.486	0	1	0	0	1	
Totals	3.94	16-8	24	24	3	2/0	7	217.0	202	109	95	99	207	29	3	11	.252	20	20	1	4	18	
Opponents	4.65	8-16	24	24	0	0/0	3	213.0	212	130	110	87	200	37	2	18	.262	16	22	5	3	26	

PB - Team (8), Theroux 6, Simpson, C. 2, Opp (5). Pickoffs - Team (6), Hatch 3, Reed 2, Elliott 1, Opp (3). SBA/ATT - Theroux (11-15), Cobb (6-6), Elliott (3-4), Hatch (3-4), Simpson, C. (3-3), Mertz (1-2), Buffett (1-2).



NCAA CLEMSON REGIONAL STATISTICS

(NCAA CLEMSON REGIONAL Sorted by Batting avg)

Record: 3-0 Home: 0-0 Away: 2-0 Neutral: 1-0 Big 12: 0-0

Player	avg	gp-gs	ab	r	h	2b	3b	hr	rbi	tb	slg%	bb	hp	so	gdp	ob%	sf	sh	sb-att	po	a	e	fld%		
24 Costello, Conor	.667	3-3	12	4	8	2	0	2	7	16	1.333	2	0	2	0	.714	0	0	0-0	0	0	0	.000		
13 Littell, Jon	.615	3-3	13	4	8	1	0	0	3	9	.692	0	0	1	0	.615	0	0	0-0	1	1	0	1.000		
2 Davis, J.R.	.467	3-3	15	5	7	0	0	0	2	7	.467	0	0	1	1	.467	0	1	1-1	5	9	0	1.000		
28 Hassel, Corey	.455	3-3	11	2	5	2	0	1	6	10	.909	2	1	2	1	.533	1	1	0-2	3	0	1	.750		
5 Walton, Donnie	.308	3-3	13	2	4	0	0	0	2	4	.308	3	0	1	1	.438	0	0	0-0	3	10	0	1.000		
7 Benge, Garrett	.267	3-3	15	3	4	0	0	0	2	4	.267	0	0	2	0	.267	0	0	0-0	2	7	0	1.000		
16 Theroux, Collin	.222	3-3	9	2	2	1	0	0	3	3	.333	1	0	6	0	.273	1	2	0-0	33	1	0	1.000		
8 Sluder, Ryan	.200	3-3	10	3	2	1	0	0	1	3	.300	2	1	2	1	.385	0	0	0-0	1	0	0	1.000		
22 Williams, Dustin	.182	3-3	11	1	2	0	0	0	1	2	.182	2	0	6	0	.308	0	0	0-0	31	3	0	1.000		

3 McCain, Garrett	.000	1-0	0	1	0	0	0	0	0	0	.000	0	0	0	0	.000	0	0	1-1	0	0	0	.000		
Totals	.385	3	109	27	42	7	0	3	27	58	.532	12	2	23	4	.448	2	4	2-4	81	33	1	.991		
Opponents	.206	3	97	4	20	2	0	0	4	22	.227	10	2	33	2	.291	1	0	0-0	75	28	5	.954		

LOB - Team (27), Opp (25). DPs turned - Team (2), Opp (4). Picked off - Hassel 1.

(NCAA CLEMSON REGIONAL Sorted by Earned run avg)

Player	era	w-l	app	gs	cg	sho	sv	ip	h	r	er	bb	so	2b	3b	hr	b/avg	wp	hp	bk	sfa	sha
45 Hatch, Thomas	0.00	1-0	1	1	0	0/1	0	7.0	6	0	0	2	10	0	0	0	.231	0	0	1	0	0
25 Cobb, Trey	0.00	0-0	2	0	0	0/1	1	5.0	0	0	0	3	6	0	0	0	.000	1	1	0	1	0
37 Buffett, Tyler	1.29	1-0	1	1	0	0/0	0	7.0	7	1	1	3	6	1	0	0	.269	0	0	0	0	0
34 Elliott, Jensen	1.50	1-0	1	1	0	0/0	0	6.0	4	1	1	1	8	0	0	0	.182	0	0	0	0	0

15 Williams, Garrett	0.00	0-0	2	0	0	0/0	0	1.0	1	1	0	0	2	0	0	0	.250	0	1	0	0	0
46 Lienhard, Joe	9.00	0-0	1	0	0	0/0	0	1.0	2	1	1	1	1	1	0	0	.400	0	0	0	0	0
Totals	1.00	3-0	3	3	0	1/1	1	27.0	20	4	3	10	33	2	0	0	.206	1	2	1	1	0
Opponents	7.92	0-3	3	3	0	0/0	0	25.0	42	27	22	12	23	7	0	3	.385	0	2	0	2	4

PB - Team (2), Theroux 2, Opp (1). Pickoffs - Team (0), Opp (1).



2016 SUMMARY

Score by innings	1	2	3	4	5	6	7	8	9	EX	Total
Oklahoma State	44	26	52	29	39	54	37	46	12	10	349
Opponents	25	14	25	25	16	34	18	45	23	6	231

Record when ...

Overall	39-20	After 6 leading	32-3
Conference	16-8 trailing	2-13
Non-Conference	23-12 tied	5-4
Home games	18-7	After 7 leading	33-3
Away games	17-8 trailing	2-13
Neutral site	4-5 tied	4-3
Day games	22-12	After 8 leading	36-1
Night games	17-8 trailing	1-15
vs Left starter	14-8 tied	2-3
vs Right starter	25-12		
1-Run games	13-8	Hit 0 home runs	16-12
2-Run games	2-4	... 1 home run	12-6
5+Run games	16-5	... 2+ home runs	11-2
Extra innings	4-3		
Shutouts	8-2	Opponent 0 home runs	31-12
	 1 home run	7-5
Scoring 0-2 runs	2-10 2+ HRs	1-3
..... 3-5 runs	10-6		
..... 6-9 runs	19-4	Made 0 errors	13-8
..... 10+ runs	8-0 1 error	20-8
	 2+ errors	6-4
Opponent 0-2 runs	21-2		
..... 3-5 runs	13-10	Opp. made 0 errors	7-9
..... 6-9 runs	5-4 1 error	13-9
..... 10+ runs	0-4 2+ errors	19-2
Scored in 1st inning	17-6	Out-hit opponent	26-2
Opp. scored in 1st	6-12	Out-hit by opponent	9-15
Scores first	33-7	Hits are tied	4-3
Opp. scores first	6-13		

Record when team scores:

Runs	0	1	2	3	4	5	6	7	8	9	10+
W-L	0-2	1-5	1-3	3-2	2-2	5-2	5-3	2-0	7-1	5-0	8-0

Record when opponent scores:

Runs	0	1	2	3	4	5	6	7	8	9	10+
W-L	8-0	5-0	8-2	5-3	7-4	1-3	1-0	3-2	0-1	1-1	0-4

Record when leading after:

Inn.	1	2	3	4	5	6	7	8
W-L	16-4	19-5	28-3	30-1	32-2	32-3	33-3	36-1

Record when trailing after:

Inn.	1	2	3	4	5	6	7	8
W-L	3-9	2-9	2-8	2-11	3-14	2-13	2-13	1-15

Record when tied after:

Inn.	1	2	3	4	5	6	7	8
W-L	20-7	18-6	9-9	7-8	4-4	5-4	4-3	2-3

Current winning streak: 3

Longest winning streak: 7

Longest losing streak: 4

Home attendance : 25069 (24 dates avg = 1044)

Away attendance : 103858 (33 dates avg = 3147)

Total attendance: 128927 (57 dates avg = 2261)



2016 MISCELLANEOUS STATS

Multiple Hit Games	2	3	4	5+	Total
5 Walton, Donnie	16	7	1	-	24
2 Davis, J.R.	16	5	2	-	23
28 Hassel, Corey	14	4	-	-	18
7 Bengel, Garrett	11	4	-	-	15
13 Littell, Jon	10	4	-	-	14
22 Williams, Dustin	9	1	-	-	10
8 Sluder, Ryan	8	1	-	-	9
24 Costello, Conor	5	4	-	-	9
16 Theroux, Collin	4	1	-	-	5
18 Simpson, Colin	3	1	-	-	4
44 Rosa, Andrew	3	1	-	-	4
3 McCain, Garrett	2	1	-	-	3
6 Petrino, David	1	-	-	-	1
4 Chappell, Jacob	1	-	-	-	1
TEAM	103	34	3	0	140

Multiple RBI Games	2	3	4	5+	Total
5 Walton, Donnie	9	2	1	-	12
22 Williams, Dustin	6	3	1	1	11
24 Costello, Conor	6	2	2	-	10
2 Davis, J.R.	9	-	1	-	10
7 Bengel, Garrett	5	5	-	-	10
28 Hassel, Corey	7	-	2	-	9
16 Theroux, Collin	3	3	2	-	8
13 Littell, Jon	4	1	1	-	6
8 Sluder, Ryan	5	-	-	-	5
18 Simpson, Colin	2	-	-	-	2
44 Rosa, Andrew	2	-	-	-	2
6 Petrino, David	1	-	-	-	1
3 McCain, Garrett	-	1	-	-	1
TEAM	59	17	10	1	87

Hitting Streaks	Longest	Current
5 Walton, Donnie	16	4
28 Hassel, Corey	12	12
2 Davis, J.R.	9	9
7 Bengel, Garrett	9	5
24 Costello, Conor	8	8
13 Littell, Jon	6	3
22 Williams, Dustin	6	2
16 Theroux, Collin	5	2
3 McCain, Garrett	5	-
18 Simpson, Colin	4	-
8 Sluder, Ryan	3	-
4 Chappell, Jacob	3	-
44 Rosa, Andrew	3	-
6 Petrino, David	2	-

Reached Base Streaks	Longest	Current
5 Walton, Donnie	22	9
2 Davis, J.R.	19	19
28 Hassel, Corey	18	18
7 Bengel, Garrett	17	5
22 Williams, Dustin	13	2
24 Costello, Conor	12	8
16 Theroux, Collin	11	2
8 Sluder, Ryan	9	9
44 Rosa, Andrew	9	-
18 Simpson, Colin	8	1
3 McCain, Garrett	7	-
13 Littell, Jon	7	3
4 Chappell, Jacob	3	-
6 Petrino, David	3	-



2016 STARTING LINEUPS

Starting Lineup By Position (Team W-L record when starter)

PITCHER:		
45 Hatch, Thomas	16	(11-5)
34 Elliott, Jensen	16	(12-4)
25 Cobb, Trey	12	(7-5)
27 Mertz, Michael	7	(3-4)
37 Buffett, Tyler	3	(2-1)
32 Leeper, Ben	2	(1-1)
46 Lienhard, Joe	2	(2-0)
15 Williams, Garrett	1	(1-0)
CATCHER:		
16 Theroux, Collin	53	(35-18)
18 Simpson, Colin	6	(4-2)
FIRST BASE:		
22 Williams, Dustin	57	(38-19)
44 Rosa, Andrew	2	(1-1)
SECOND BASE:		
2 Davis, J.R.	49	(34-15)
4 Chappell, Jacob	8	(3-5)
6 Petrino, David	2	(2-0)
THIRD BASE:		
7 Bengé, Garrett	56	(38-18)
6 Petrino, David	2	(1-1)
44 Rosa, Andrew	1	(0-1)
SHORTSTOP:		
5 Walton, Donnie	56	(38-18)
4 Chappell, Jacob	3	(1-2)
LEFT FIELD:		
13 Littell, Jon	50	(35-15)
3 McCain, Garrett	6	(3-3)
24 Costello, Conor	2	(1-1)
44 Rosa, Andrew	1	(0-1)
CENTER FIELD:		
8 Sluder, Ryan	45	(29-16)
3 McCain, Garrett	13	(10-3)
28 Hassel, Corey	1	(0-1)
RIGHT FIELD:		
28 Hassel, Corey	58	(39-19)
13 Littell, Jon	1	(0-1)
DESIGNATED HITTER:		
24 Costello, Conor	20	(12-8)
18 Simpson, Colin	11	(7-4)
44 Rosa, Andrew	11	(11-0)
25 Cobb, Trey	6	(2-4)
45 Hatch, Thomas	5	(3-2)
3 McCain, Garrett	2	(1-1)
7 Bengé, Garrett	1	(0-1)
5 Walton, Donnie	1	(1-0)
2 Davis, J.R.	1	(1-0)
6 Petrino, David	1	(1-0)

Starting Lineup By Lineup Spot (Team W-L record when starter)

LEADOFF:		
2 Davis, J.R.	42	(31-11)
28 Hassel, Corey	12	(6-6)
3 McCain, Garrett	3	(0-3)
44 Rosa, Andrew	1	(1-0)
8 Sluder, Ryan	1	(1-0)
2ND SPOT:		
28 Hassel, Corey	38	(28-10)
3 McCain, Garrett	6	(5-1)
13 Littell, Jon	4	(2-2)
8 Sluder, Ryan	4	(1-3)
2 Davis, J.R.	3	(0-3)
44 Rosa, Andrew	3	(2-1)
5 Walton, Donnie	1	(1-0)
3RD SPOT:		
5 Walton, Donnie	56	(38-18)
7 Bengé, Garrett	3	(1-2)
CLEANUP:		
7 Bengé, Garrett	34	(21-13)
22 Williams, Dustin	15	(12-3)
24 Costello, Conor	7	(4-3)
28 Hassel, Corey	3	(2-1)
5TH SPOT:		
22 Williams, Dustin	16	(8-8)
24 Costello, Conor	11	(7-4)
7 Bengé, Garrett	10	(10-0)
18 Simpson, Colin	10	(7-3)
28 Hassel, Corey	6	(3-3)
25 Cobb, Trey	2	(2-0)
8 Sluder, Ryan	2	(1-1)
45 Hatch, Thomas	2	(1-1)
6TH SPOT:		
8 Sluder, Ryan	18	(12-6)
22 Williams, Dustin	18	(12-6)
13 Littell, Jon	12	(10-2)
18 Simpson, Colin	4	(2-2)
7 Bengé, Garrett	3	(1-2)
44 Rosa, Andrew	2	(1-1)
2 Davis, J.R.	2	(1-1)
7TH SPOT:		
8 Sluder, Ryan	19	(13-6)
44 Rosa, Andrew	9	(8-1)
22 Williams, Dustin	8	(6-2)
13 Littell, Jon	8	(4-4)
7 Bengé, Garrett	7	(5-2)
25 Cobb, Trey	2	(0-2)
24 Costello, Conor	2	(0-2)
6 Petrino, David	2	(2-0)
3 McCain, Garrett	1	(0-1)
18 Simpson, Colin	1	(1-0)
8TH SPOT:		
13 Littell, Jon	27	(19-8)
16 Theroux, Collin	15	(10-5)
2 Davis, J.R.	3	(3-0)
4 Chappell, Jacob	2	(1-1)
25 Cobb, Trey	2	(0-2)
18 Simpson, Colin	2	(1-1)
24 Costello, Conor	2	(2-0)
45 Hatch, Thomas	2	(1-1)
6 Petrino, David	2	(1-1)
8 Sluder, Ryan	1	(1-0)
3 McCain, Garrett	1	(0-1)
9TH SPOT:		
16 Theroux, Collin	38	(25-13)
3 McCain, Garrett	10	(9-1)
4 Chappell, Jacob	9	(3-6)
6 Petrino, David	1	(1-0)
45 Hatch, Thomas	1	(1-0)



2016 OSU GAME HIGHS

TEAM GAME HIGHS

Batting

At bats: 45 - at Baylor (Apr 15, 2016)
 Runs scored: 17 - at Wichita State (Mar 22, 2016)
 Hits: 17 - vs Abilene Christian (Mar 12, 2016)
 17 - at Clemson (Jun 04, 2016)
 RBIs: 16 - at Wichita State (Mar 22, 2016)
 Doubles: 6 - vs Abilene Christian (Mar 12, 2016)
 Triples: 2 - at Wichita State (Mar 22, 2016)
 2 - vs Prairie View A&M (May 07, 2016)
 2 - vs Dallas Baptist (May 10, 2016)
 Home runs: 3 - vs Abilene Christian (Mar 12, 2016)
 Total bases: 32 - vs Abilene Christian (Mar 12, 2016)
 Walks: 11 - vs Michigan (Mar 19, 2016)
 Strikeouts: 16 - at Missouri State (Mar 08, 2016)
 Sac hits: 3 - (7 times)
 Sac flies: 2 - vs Incarnate Word (Mar 01, 2016)
 2 - vs Abilene Christian (Mar 14, 2016)
 Stolen bases: 8 - vs Incarnate Word (Mar 01, 2016)
 Hit by pitch: 4 - at Dallas Baptist (Mar 15, 2016)
 Caught stealing: 2 - at Dallas Baptist (Mar 15, 2016)
 2 - vs Texas Tech (Apr 10, 2016)
 Runners LOB: 16 - vs Dallas Baptist (May 10, 2016)
 Hit into DP: 3 - vs Stephen F. Austin (Feb 21, 2016 at Arlington, Texas)
 3 - at Clemson (Jun 04, 2016)

Fielding

Putouts: 36 - at Baylor (Apr 15, 2016)
 Assists: 26 - at Baylor (Apr 15, 2016)
 Errors: 4 - vs Abilene Christian (Mar 14, 2016)
 Passed balls: 2 - vs Stephen F. Austin (Feb 20, 2016 at Arlington, Texas)
 2 - at Kansas State (Mar 25, 2016)
 DPs turned: 4 - vs Texas Tech (Apr 09, 2016)
 4 - at Baylor (Apr 15, 2016)

Pitching

Innings pitched: 12.0 - at Baylor (Apr 15, 2016)
 Runs allowed: 15 - vs Texas Tech (Apr 10, 2016)
 Earned runs: 15 - vs Texas Tech (Apr 10, 2016)
 Walks allowed: 10 - at North Carolina (Feb 27, 2016)
 10 - vs Oklahoma (May 14, 2016 at Tulsa, Okla.)
 Strikeouts: 17 - vs Michigan (Mar 19, 2016)
 Hits allowed: 18 - vs Texas Tech (Apr 10, 2016)
 Doubles allowed: 4 - vs Texas Tech (Apr 09, 2016)
 4 - at Oklahoma (Apr 20, 2016)
 4 - vs Oklahoma (May 14, 2016 at Tulsa, Okla.)
 Triples allowed: 1 - (8 times)
 Homers allowed: 2 - (4 times)
 Wild pitches: 2 - (10 times)
 Hit batters: 4 - at Texas (May 01, 2016)

INDIVIDUAL GAME HIGHS

Batting

At bats: 6 - (9 times)
 Runs scored: 3 - (10 times)
 Hits: 4 - Davis, J.R. at West Virginia (Apr 03, 2016)
 4 - Davis, J.R. vs TCU (Apr 22, 2016)
 4 - Walton, Donnie vs Kansas (May 20, 2016)
 RBIs: 5 - Williams, Dustin at North Carolina (Feb 27, 2016)
 Doubles: 2 - (7 times)
 Triples: 1 - (12 times)
 Home runs: 2 - Williams, Dustin vs Abilene Christian (Mar 12, 2016)
 2 - Williams, Dustin vs Oklahoma (May 14, 2016 at Tulsa, Okla.)
 Total bases: 10 - Davis, J.R. at West Virginia (Apr 03, 2016)
 Walks: 3 - (5 times)
 Strikeouts: 4 - (8 times)
 Sac hits: 3 - Hassel, Corey vs TCU (Apr 22, 2016)
 Sac flies: 1 - (17 times)
 Stolen bases: 4 - McCain, Garrett vs Incarnate Word (Mar 01, 2016)
 Hit by pitch: 2 - McCain, Garrett vs Abilene Christian (Mar 14, 2016)
 2 - Walton, Donnie at Dallas Baptist (Mar 15, 2016)
 2 - Rosa, Andrew vs Michigan (Mar 19, 2016)
 Caught stealing: 2 - Hassel, Corey at Dallas Baptist (Mar 15, 2016)
 Runners LOB: 6 - Hassel, Corey at Kansas State (Mar 26, 2016)
 6 - Sluder, Ryan vs Kansas (May 20, 2016)

Fielding

Putouts: 18 - Theroux, Collin vs Michigan (Mar 19, 2016)
 Assists: 9 - Walton, Donnie at Baylor (Apr 15, 2016)
 Errors: 2 - Elliott, Jensen at Kansas State (Mar 26, 2016)
 Passed balls: 2 - Theroux, Collin vs Stephen F. Austin (Feb 20, 2016 at Arlington, Texas)
 2 - Theroux, Collin at Kansas State (Mar 25, 2016)

Pitching

Innings pitched: 9.0 - (4 times)
 Runs allowed: 8 - Elliott, Jensen vs Texas Tech (Apr 10, 2016)
 Earned runs: 8 - Elliott, Jensen vs Texas Tech (Apr 10, 2016)
 Walks allowed: 5 - Mertz, Michael at North Carolina (Feb 27, 2016)
 Strikeouts: 13 - Cobb, Trey vs Michigan (Mar 19, 2016)
 Hits allowed: 11 - Cobb, Trey at West Virginia (Apr 02, 2016)
 Doubles allowed: 3 - Mertz, Michael at Oklahoma (Apr 20, 2016)
 Triples allowed: 1 - (8 times)
 Homers allowed: 2 - Cobb, Trey at West Virginia (Apr 02, 2016)
 2 - Hackerott, Alex vs TCU (May 26, 2016 at Oklahoma City, Okla.)
 Wild pitches: 2 - (6 times)
 Hit batters: 3 - Mertz, Michael at Wichita State (Mar 22, 2016)
 3 - Cobb, Trey at Texas (May 01, 2016)



2016 OPPONENT GAME HIGHS

OPPONENT TEAM GAME HIGHS

Batting

At bats: 44 - vs TCU (May 26, 2016 at Oklahoma City, Okla.)
 Runs scored: 15 - vs Texas Tech (Apr 10, 2016)
 Hits: 18 - vs Texas Tech (Apr 10, 2016)
 RBIs: 14 - vs Texas Tech (Apr 10, 2016)
 Doubles: 4 - vs Texas Tech (Apr 09, 2016)
 4 - at Oklahoma (Apr 20, 2016)
 4 - vs Oklahoma (May 14, 2016 at Tulsa, Okla.)
 Triples: 1 - (8 times)
 Home runs: 2 - (4 times)
 Total bases: 28 - vs TCU (May 26, 2016 at Oklahoma City, Okla.)
 Walks: 10 - at North Carolina (Feb 27, 2016)
 10 - vs Oklahoma (May 14, 2016 at Tulsa, Okla.)
 Strikeouts: 17 - vs Michigan (Mar 19, 2016)
 Sac hits: 2 - (9 times)
 Sac flies: 2 - vs Abilene Christian (Mar 14, 2016)
 Stolen bases: 5 - at North Carolina (Feb 27, 2016)
 Hit by pitch: 4 - at Texas (May 01, 2016)
 Caught stealing: 2 - vs Texas (May 25, 2016 at Oklahoma City, Okla.)
 Runners LOB: 14 - vs Indiana State (Mar 05, 2016)
 Hit into DP: 4 - vs Texas Tech (Apr 09, 2016)
 4 - at Baylor (Apr 15, 2016)

Fielding

Putouts: 36 - at Baylor (Apr 15, 2016)
 Assists: 17 - vs Stephen F. Austin (Feb 21, 2016 at Arlington, Texas)
 Errors: 4 - vs Stephen F. Austin (Feb 21, 2016 at Arlington, Texas)
 4 - vs Incarnate Word (Mar 01, 2016)
 4 - at Clemson (Jun 04, 2016)
 Passed balls: 3 - vs Oklahoma (May 14, 2016 at Tulsa, Okla.)
 DPs turned: 3 - vs Stephen F. Austin (Feb 21, 2016 at Arlington, Texas)
 3 - at Clemson (Jun 04, 2016)

Pitching

Innings pitched: 12.0 - at Baylor (Apr 15, 2016)
 Runs allowed: 17 - at Wichita State (Mar 22, 2016)
 Earned runs: 14 - at Wichita State (Mar 22, 2016)
 Walks allowed: 11 - vs Michigan (Mar 19, 2016)
 Strikeouts: 16 - at Missouri State (Mar 08, 2016)
 Hits allowed: 17 - vs Abilene Christian (Mar 12, 2016)
 17 - at Clemson (Jun 04, 2016)
 Doubles allowed: 6 - vs Abilene Christian (Mar 12, 2016)
 Triples allowed: 2 - at Wichita State (Mar 22, 2016)
 2 - vs Prairie View A&M (May 07, 2016)
 2 - vs Dallas Baptist (May 10, 2016)
 Homers allowed: 3 - vs Abilene Christian (Mar 12, 2016)
 Wild pitches: 4 - vs Michigan (Mar 19, 2016)
 Hit batters: 4 - at Dallas Baptist (Mar 15, 2016)

OPPONENT INDIVIDUAL GAME HIGHS

Batting

At bats: 6 - Wade vs TCU (May 26, 2016 at Oklahoma City, Okla.)
 Runs scored: 3 - (5 times)
 Hits: 4 - Raley vs Texas Tech (Apr 09, 2016)
 RBIs: 7 - Davis, M. vs Texas Tech (Apr 10, 2016)
 Doubles: 2 - (5 times)
 Triples: 1 - (8 times)
 Home runs: 2 - Cramer, J. at West Virginia (Apr 01, 2016)
 Total bases: 8 - Cramer, J. at West Virginia (Apr 01, 2016)
 Walks: 4 - Wade vs TCU (Apr 23, 2016)
 4 - O'Brien, A. vs Oklahoma (May 13, 2016 at Oklahoma City, Okla.)
 Strikeouts: 4 - Hannah vs Dallas Baptist (May 10, 2016)
 4 - Watson vs TCU (May 26, 2016 at Oklahoma City, Okla.)
 Sac hits: 2 - McLaughlin vs Kansas (May 20, 2016)
 Sac flies: 1 - (13 times)
 Stolen bases: 2 - Dattres, K at North Carolina (Feb 27, 2016)
 Hit by pitch: 2 - (4 times)
 Caught stealing: 1 - (16 times)
 Runners LOB: 5 - (6 times)

Fielding

Putouts: 17 - Fultz, M. at Missouri State (Mar 08, 2016)
 17 - Moore, T. at Kansas State (Mar 26, 2016)
 Assists: 7 - Neuse, S. at Oklahoma (Apr 20, 2016)
 Errors: 3 - Lopez, R. vs Incarnate Word (Mar 01, 2016)
 Passed balls: 3 - DeRenzo, D. vs Oklahoma (May 14, 2016 at Tulsa, Okla.)

Pitching

Innings pitched: 9.0 - Donato, C. at West Virginia (Apr 01, 2016)
 Runs allowed: 8 - Williams, Dustin vs Prairie View A&M (May 06, 2016)
 8 - C.Philpott vs Prairie View A&M (May 07, 2016)
 8 - SCHMIDT at Clemson (Jun 04, 2016)
 Earned runs: 8 - C.Philpott vs Prairie View A&M (May 07, 2016)
 Walks allowed: 6 - Adcock vs Michigan (Mar 19, 2016)
 Strikeouts: 10 - Irvin, J. at Oklahoma (Apr 20, 2016)
 Hits allowed: 9 - Krauth, B. vs Kansas (May 20, 2016)
 9 - SCHMIDT at Clemson (Jun 04, 2016)
 Doubles allowed: 4 - Fischer, C. at Kansas State (Mar 26, 2016)
 4 - Williams, Dustin vs Prairie View A&M (May 06, 2016)
 Triples allowed: 2 - C.Philpott vs Prairie View A&M (May 07, 2016)
 Homers allowed: 3 - G. deMeyere vs Abilene Christian (Mar 12, 2016)
 Wild pitches: 3 - Cheray, A. at Missouri State (Mar 08, 2016)
 3 - Nutof vs Michigan (Mar 19, 2016)
 Hit batters: 2 - (6 times)



2016 OSU GAME-BY-GAME

Batting (All games)

Date	Opponent	ab	r	h	rbi	2b	3b	hr	tb	bb	ibb	sb	cs	hbp	sac	sf	gdp	k	po	a	e	lob	avg	
Feb 19	at UT Arlington	32	2	7	1	0	1	0	9	3	0	0	0	0	1	1	1	6	24	10	1	8	.219	
Feb 20	vs Stephen F. Austin	34	8	12	7	2	0	0	14	6	0	1	1	1	0	0	1	5	27	17	0	9	.288	
Feb 20	at UT Arlington	32	5	7	5	1	1	1	13	2	0	0	1	0	0	1	0	5	27	12	1	3	.265	
Feb 21	vs Stephen F. Austin	37	4	9	4	2	0	0	11	7	0	1	1	0	0	0	3	5	28	11	1	10	.259	
Feb 26	at North Carolina	30	1	4	1	0	0	1	7	3	0	2	1	1	1	0	0	12	25	14	1	7	.236	
Feb 27	at North Carolina	36	6	9	6	1	0	1	13	5	0	0	0	1	1	0	0	12	28	13	2	7	.239	
Feb 28	at North Carolina	37	3	9	3	1	0	1	13	2	0	1	0	0	0	0	0	9	25	10	0	9	.239	
Mar 01	INCARNATE WORD	31	7	9	4	4	0	0	13	5	0	8	1	2	0	2	0	7	27	7	1	9	.245	
Mar 02	INCARNATE WORD	27	3	6	3	1	0	0	7	3	0	0	1	1	2	0	0	7	27	9	2	6	.243	
Mar 04	INDIANA STATE	27	1	5	1	1	0	0	6	6	1	2	1	0	1	0	0	8	27	11	1	9	.238	
Mar 05	INDIANA STATE	35	9	13	7	2	1	2	23	4	0	3	0	1	1	0	1	6	27	7	1	8	.251	
Mar 06	INDIANA STATE	26	0	3	0	0	0	0	3	5	0	0	1	0	0	0	2	6	27	9	0	4	.242	
Mar 08	at Missouri State	32	6	5	5	1	0	1	9	6	1	2	0	0	3	2	1	0	16	30	7	1	8	.236
Mar 11	ABILENE CHRISTIAN	30	8	8	8	3	0	2	17	4	0	1	1	0	0	1	0	5	27	13	0	3	.238	
Mar 12	ABILENE CHRISTIAN	43	16	17	14	6	0	3	32	3	0	2	0	2	0	0	0	7	27	12	1	8	.252	
Mar 14	ABILENE CHRISTIAN	27	8	10	7	2	0	0	12	7	0	4	1	2	3	2	0	6	27	13	4	9	.258	
Mar 15	at Dallas Baptist	31	7	9	7	2	0	0	11	7	0	0	2	4	3	1	0	8	27	12	1	12	.260	
Mar 18	MICHIGAN	28	6	5	5	1	0	2	12	8	0	2	1	0	1	0	0	8	27	11	2	7	.256	
Mar 19	MICHIGAN	26	5	2	4	1	1	0	5	11	0	1	0	2	1	0	0	14	27	6	1	11	.248	
Mar 20	MICHIGAN	29	2	4	2	1	0	0	5	6	0	0	0	0	1	1	0	10	27	9	0	8	.243	
Mar 22	at Wichita State	44	17	16	16	3	2	2	29	7	0	0	1	2	0	0	0	8	27	8	1	9	.251	
*Mar 24	at Kansas State	30	2	5	2	0	0	0	5	4	1	1	1	1	1	0	1	10	27	15	1	7	.247	
*Mar 25	at Kansas State	32	5	6	5	1	0	2	13	8	0	2	0	1	0	0	1	13	27	17	1	9	.245	
*Mar 26	at Kansas State	40	5	11	4	5	0	1	19	5	1	2	1	1	0	1	0	14	30	14	3	12	.246	
Mar 29	ARKANSAS	31	5	8	3	2	0	1	13	4	0	2	0	1	0	0	2	6	27	10	2	7	.247	
*Apr 01	at West Virginia	32	4	3	4	0	0	2	9	1	0	0	1	1	0	0	0	10	27	16	1	0	.241	
*Apr 02	at West Virginia	29	3	6	2	1	0	0	7	4	0	0	0	2	1	0	2	4	24	8	1	6	.240	
*Apr 03	at West Virginia	35	8	10	8	1	1	2	19	3	0	0	0	0	1	1	0	10	27	13	1	5	.241	
*Apr 08	TEXAS TECH	34	1	8	1	1	0	0	9	4	1	0	1	1	0	0	0	10	27	16	1	11	.241	
*Apr 09	TEXAS TECH	33	2	9	2	1	0	1	13	0	0	0	0	0	0	0	2	8	27	16	0	4	.242	
*Apr 10	TEXAS TECH	31	5	12	5	2	0	0	14	3	0	0	2	0	0	0	0	2	21	11	2	8	.247	
Apr 12	ORAL ROBERTS	27	0	3	0	0	0	0	3	4	0	1	1	1	2	0	0	13	27	6	0	7	.243	
*Apr 15	at Baylor	45	6	10	6	5	0	0	15	3	0	0	0	0	3	0	0	8	36	26	1	9	.242	
*Apr 16	at Baylor	35	10	11	9	0	0	1	14	6	0	2	1	1	1	0	1	9	27	11	2	6	.245	
*Apr 16	at Baylor	29	3	5	3	2	0	0	7	6	0	0	1	1	3	0	0	6	27	14	1	9	.243	
Apr 20	at Oklahoma	38	4	12	3	1	0	0	13	2	0	2	0	0	0	0	1	14	27	12	1	9	.245	
*Apr 22	TCU	35	9	13	9	3	0	0	16	3	0	1	0	1	3	0	0	7	27	14	1	9	.249	
*Apr 23	TCU	38	6	10	6	1	0	1	14	2	0	0	0	1	0	0	0	4	27	12	3	8	.249	
*Apr 24	TCU	35	11	12	11	0	0	2	18	5	0	2	0	1	0	0	0	14	27	9	0	6	.252	
Apr 26	at Arkansas	34	6	8	6	2	0	2	16	5	0	1	0	0	2	0	0	9	24	10	0	8	.251	
*Apr 30	at Texas	32	3	8	2	0	0	0	8	3	0	0	1	1	2	0	0	11	27	14	0	8	.251	
*Apr 30	at Texas	35	6	10	5	3	0	0	13	1	0	1	0	0	3	1	0	4	27	11	0	7	.252	
*May 01	at Texas	34	8	10	8	2	0	0	12	3	0	0	0	3	2	0	0	9	27	8	0	7	.253	
May 06	PRAIRIE VIEW A&M	33	9	9	8	5	0	1	17	8	0	1	0	0	1	1	0	3	27	12	0	10	.254	
May 07	PRAIRIE VIEW A&M	36	12	15	11	4	2	1	26	6	0	5	0	1	0	1	1	4	27	17	0	9	.258	
May 10	DALLAS BAPTIST	44	8	15	8	2	2	1	24	9	2	4	0	0	3	0	0	12	33	12	1	16	.260	
*May 13	vs Oklahoma	31	1	6	1	1	0	0	7	4	0	1	0	2	1	0	1	10	27	14	0	10	.259	
*May 14	vs Oklahoma	37	10	13	10	4	0	2	23	5	0	4	0	1	2	0	0	12	27	10	1	11	.261	
*May 15	vs Oklahoma	29	1	5	1	0	0	0	5	2	0	1	0	1	0	0	2	6	27	11	0	4	.259	
May 17	at Oral Roberts	28	1	3	1	0	0	1	6	7	0	1	0	1	1	0	0	8	24	6	1	9	.257	
*May 20	KANSAS	29	4	6	4	1	0	1	10	4	0	0	1	0	1	0	0	6	27	10	0	6	.256	
*May 20	KANSAS	39	9	14	9	2	1	2	24	3	0	2	0	0	1	0	0	8	27	8	1	10	.258	
*May 21	KANSAS	30	8	9	8	1	0	1	13	5	0	2	0	2	1	0	1	5	27	6	0	6	.259	
May 25	vs Texas	40	10	13	9	3	0	1	19	1	0	2	0	0	0	0	0	11	27	9	0	7	.260	
May 26	vs TCU	34	5	9	4	3	0	0	12	2	0	2	1	1	2	0	0	10	27	11	2	7	.260	
May 27	vs Texas	35	8	11	6	4	0	0	15	6	0	4	0	0	0	0	0	5	24	9	1	6	.261	
Jun 03	vs Nebraska	37	6	13	6	0	0	1	16	3	0	2	0	1	0	0	0	11	27	11	0	11	.263	
Jun 04	at Clemson	40	12	17	12	4	0	0	21	6	0	0	1	0	2	1	3	6	27	14	1	10	.266	
Jun 05	at Clemson	32	9	12	9	3	0	2	21	3	0	0	1	1	2	1	1	6	27	8	0	6	.268	
Totals		1972	349	529	321	105	12	45	793	263	7	78	28	51	59	17	27	488	1591	672	52	464	.268	



2016 OSU GAME-BY-GAME

Pitching (All games)

Date	Opponent	ip	h	r	er	bb	so	2b	3b	hr	wp	bk	hbp	dp	ibb	score	w-l	sv	era
Feb 19	at UT Arlington	8.0	7	3	1	3	6	0	0	0	0	0	0	3	0	2-3	0-1	0	1.12
Feb 20	vs Stephen F. Austin	9.0	5	2	2	3	2	0	0	0	0	0	0	3	0	8-2	1-1	0	1.59
Feb 20	at UT Arlington	9.0	7	3	3	3	5	1	0	0	2	0	2	0	0	5-3	2-1	1	2.08
Feb 21	vs Stephen F. Austin	9.1	8	5	5	8	9	2	1	0	2	0	2	1	2	4-5	2-2	1	2.80
Feb 26	at North Carolina	8.1	11	2	2	3	6	2	0	0	0	0	1	1	0	1-2	2-3	1	2.68
Feb 27	at North Carolina	9.1	9	7	5	10	6	1	0	0	0	0	1	2	0	6-7	2-4	1	3.06
Feb 28	at North Carolina	8.1	5	4	4	4	7	2	0	0	0	0	2	0	0	3-4	2-5	1	3.23
Mar 01	INCARNATE WORD	9.0	4	1	1	7	9	0	0	0	0	0	0	2	0	7-1	3-5	1	2.94
Mar 02	INCARNATE WORD	9.0	7	2	2	6	8	0	0	0	1	0	0	0	0	3-2	4-5	2	2.84
Mar 04	INDIANA STATE	9.0	6	0	0	0	8	0	0	0	0	0	0	1	0	1-0	5-5	3	2.55
Mar 05	INDIANA STATE	9.0	12	2	2	3	9	0	0	1	1	0	0	0	0	9-2	6-5	4	2.50
Mar 06	INDIANA STATE	9.0	7	2	2	2	12	1	0	0	1	0	1	0	0	0-2	6-6	4	2.45
Mar 08	at Missouri State	10.0	8	5	3	9	9	2	0	2	1	0	0	1	0	6-5	7-6	4	2.48
Mar 11	ABILENE CHRISTIAN	9.0	9	2	2	0	10	0	0	0	0	0	0	1	0	8-2	8-6	4	2.44
Mar 12	ABILENE CHRISTIAN	9.0	7	0	0	3	8	2	0	0	2	0	0	2	0	16-0	9-6	4	2.28
Mar 14	ABILENE CHRISTIAN	9.0	8	4	2	2	8	1	0	0	0	0	0	2	0	8-4	10-6	4	2.26
Mar 15	at Dallas Baptist	9.0	4	6	5	6	11	3	0	0	1	0	2	2	0	7-6	11-6	5	2.42
Mar 18	MICHIGAN	9.0	7	3	2	6	6	0	0	0	0	0	1	2	0	6-3	12-6	6	2.40
Mar 19	MICHIGAN	9.0	9	4	3	3	17	1	0	1	0	0	1	0	0	5-4	13-6	7	2.43
Mar 20	MICHIGAN	9.0	8	4	2	4	10	1	0	0	1	0	0	0	0	2-4	13-7	7	2.41
Mar 22	at Wichita State	9.0	2	0	0	2	12	0	0	0	1	0	3	0	0	17-0	14-7	7	2.29
*Mar 24	at Kansas State	9.0	5	1	1	4	13	0	0	1	2	0	0	1	0	2-1	15-7	8	2.23
*Mar 25	at Kansas State	9.0	8	4	1	7	8	2	0	0	1	0	0	2	0	5-4	16-7	9	2.18
*Mar 26	at Kansas State	10.0	9	4	3	4	9	2	0	0	2	0	3	1	1	5-4	17-7	9	2.20
Mar 29	ARKANSAS	9.0	8	4	3	6	10	2	0	0	2	1	0	2	0	5-4	18-7	10	2.24
*Apr 01	at West Virginia	9.0	9	5	4	4	7	1	0	2	0	0	1	0	1	4-5	18-8	10	2.30
*Apr 02	at West Virginia	8.0	11	4	4	2	9	1	0	2	0	0	0	0	0	3-4	18-9	10	2.38
*Apr 03	at West Virginia	9.0	4	1	1	4	4	0	0	1	1	0	1	2	0	8-1	19-9	10	2.33
*Apr 08	TEXAS TECH	9.0	9	5	4	3	6	1	0	0	0	0	0	1	0	1-5	19-10	10	2.39
*Apr 09	TEXAS TECH	9.0	17	8	8	4	7	4	1	0	1	0	0	4	0	2-8	19-11	10	2.57
*Apr 10	TEXAS TECH	7.0	18	15	15	4	6	3	0	1	0	0	1	2	0	5-15	19-12	10	3.00
Apr 12	ORAL ROBERTS	9.0	5	4	4	6	16	2	0	1	1	0	2	1	0	0-4	19-13	10	3.03
*Apr 15	at Baylor	12.0	11	2	0	4	10	1	0	0	0	0	1	4	0	6-2	20-13	10	2.91
*Apr 16	at Baylor	9.0	9	7	2	2	13	1	0	1	1	0	0	0	0	10-7	21-13	10	2.88
*Apr 16	at Baylor	9.0	3	1	1	3	3	0	0	0	1	0	2	1	0	3-1	22-13	11	2.83
Apr 20	at Oklahoma	9.0	6	3	2	5	7	4	0	0	0	0	0	0	0	4-3	23-13	12	2.80
*Apr 22	TCU	9.0	5	0	0	1	10	0	0	0	1	0	0	1	0	9-0	24-13	12	2.73
*Apr 23	TCU	9.0	13	11	10	9	11	0	0	1	2	0	1	2	0	6-11	24-14	12	2.92
*Apr 24	TCU	9.0	11	7	7	5	7	2	0	1	2	0	1	1	0	11-7	25-14	13	3.02
Apr 26	at Arkansas	8.0	11	7	7	4	6	1	1	1	0	1	2	0	0	6-7	25-15	13	3.13
*Apr 30	at Texas	9.0	5	0	0	1	6	0	0	0	0	0	1	2	0	3-0	26-15	13	3.05
*Apr 30	at Texas	9.0	7	3	3	3	11	2	0	0	0	0	1	1	0	6-3	27-15	14	3.05
*May 01	at Texas	9.0	7	4	4	4	11	1	0	0	0	0	4	1	0	8-4	28-15	14	3.08
May 06	PRAIRIE VIEW A&M	9.0	2	0	0	0	11	0	0	0	0	0	0	2	0	9-0	29-15	14	3.01
May 07	PRAIRIE VIEW A&M	9.0	9	0	0	5	9	0	0	0	1	0	0	3	0	12-0	30-15	14	2.94
May 10	DALLAS BAPTIST	11.0	9	7	7	3	12	1	1	1	1	1	3	3	0	8-7	31-15	14	3.01
*May 13	vs Oklahoma	9.0	6	9	9	7	9	2	0	1	2	0	1	0	0	1-9	31-16	14	3.14
*May 14	vs Oklahoma	9.0	13	9	9	10	8	4	0	0	2	0	0	1	0	10-9	32-16	15	3.26
*May 15	vs Oklahoma	9.0	9	3	3	4	11	1	1	0	1	1	0	0	0	1-3	32-17	15	3.26
May 17	at Oral Roberts	8.0	7	3	3	3	15	0	0	0	1	0	0	0	0	1-3	32-18	15	3.26
*May 20	KANSAS	9.0	7	3	3	1	9	0	0	0	0	0	2	0	0	4-3	33-18	16	3.25
*May 20	KANSAS	9.0	5	2	2	7	5	1	0	0	1	0	0	1	0	9-2	34-18	16	3.23
*May 21	KANSAS	9.0	1	1	1	2	14	0	1	0	0	0	0	1	0	8-1	35-18	16	3.19
May 25	vs Texas	9.0	10	4	4	3	13	2	0	0	0	0	2	0	0	10-4	36-18	17	3.20
May 26	vs TCU	9.0	17	13	13	1	13	3	1	2	1	0	1	1	1	5-13	36-19	17	3.38
May 27	vs Texas	8.0	13	12	8	6	4	3	1	0	1	0	1	0	0	8-12	36-20	17	3.47
Jun 03	vs Nebraska	9.0	6	0	0	3	12	0	0	0	0	1	1	1	0	6-0	37-20	17	3.41
Jun 04	at Clemson	9.0	9	2	2	4	9	2	0	0	0	0	0	1	0	12-2	38-20	17	3.38
Jun 05	at Clemson	9.0	5	2	1	3	12	0	0	0	1	0	1	0	0	9-2	39-20	18	3.34
Totals		530.1	469	231	197	238	534	68	8	20	42	5	47	68	5	349-231	39-20	18	3.34



2016 OPPONENT GAME-BY-GAME

Batting (All games)

Date	Opponent	ab	r	h	rbi	2b	3b	hr	tb	bb	ibb	sb	cs	hbp	sac	sf	qdp	k	po	a	e	lob	avg
Feb 19	at UT Arlington	28	3	7	3	0	0	0	7	3	0	0	0	0	1	0	3	6	27	13	1	5	.250
Feb 20	vs Stephen F. Austin	27	2	5	2	0	0	0	5	3	0	0	0	0	1	1	2	2	24	9	2	3	.218
Feb 20	at UT Arlington	35	3	7	3	1	0	0	8	3	0	0	0	2	0	0	0	5	27	9	0	10	.211
Feb 21	vs Stephen F. Austin	35	5	8	4	2	1	0	12	8	2	2	0	2	1	0	1	9	30	17	4	13	.216
Feb 26	at North Carolina	34	2	11	2	2	0	0	13	3	0	1	0	1	1	0	1	6	27	8	1	12	.239
Feb 27	at North Carolina	35	7	9	5	1	0	0	10	10	0	5	1	1	0	0	2	6	30	13	0	11	.242
Feb 28	at North Carolina	29	4	5	4	2	0	0	7	4	0	1	0	2	1	0	0	7	27	6	1	7	.233
Mar 01	INCARNATE WORD	30	1	4	1	0	0	0	4	7	0	0	0	0	0	0	1	9	24	9	4	9	.221
Mar 02	INCARNATE WORD	32	2	7	2	0	0	0	7	6	0	2	0	0	2	0	0	8	24	8	1	11	.221
Mar 04	INDIANA STATE	32	0	6	0	0	0	0	6	0	0	0	0	0	1	0	0	8	24	5	1	6	.218
Mar 05	INDIANA STATE	39	2	12	2	0	0	1	15	3	0	1	0	0	0	1	0	9	24	9	1	14	.228
Mar 06	INDIANA STATE	34	2	7	1	1	0	0	8	2	0	0	0	1	0	0	0	12	27	14	0	8	.226
Mar 08	at Missouri State	36	5	8	4	2	0	2	16	9	0	0	1	0	1	0	1	9	30	7	1	11	.225
Mar 11	ABILENE CHRISTIAN	34	2	9	2	0	0	0	9	0	0	1	0	0	0	0	1	10	24	12	1	5	.228
Mar 12	ABILENE CHRISTIAN	32	0	7	0	2	0	0	9	3	0	0	0	0	0	0	2	8	24	4	3	8	.228
Mar 14	ABILENE CHRISTIAN	34	4	8	4	1	0	0	9	2	0	0	1	0	0	2	1	8	24	13	3	7	.228
Mar 15	at Dallas Baptist	30	6	4	5	3	0	0	7	6	0	0	1	2	0	0	1	11	27	12	2	5	.223
Mar 18	MICHIGAN	31	3	7	3	0	0	0	7	6	0	0	0	1	2	0	1	6	24	11	1	11	.223
Mar 19	MICHIGAN	35	4	9	4	1	0	1	13	3	0	1	1	1	0	0	0	17	24	7	2	9	.225
Mar 20	MICHIGAN	34	4	8	4	1	0	0	9	4	0	0	0	0	1	1	0	10	27	8	0	9	.226
Mar 22	at Wichita State	28	0	2	0	0	0	0	2	2	0	2	1	3	0	0	0	12	27	13	1	6	.219
*Mar 24	at Kansas State	31	1	5	1	0	0	1	8	4	0	1	0	0	0	0	1	13	27	11	2	7	.217
*Mar 25	at Kansas State	34	4	8	2	2	0	0	10	7	0	1	0	0	1	0	2	8	27	5	0	11	.218
*Mar 26	at Kansas State	38	4	9	4	2	0	0	11	4	1	0	0	3	2	0	1	9	30	6	3	13	.219
Mar 29	ARKANSAS	34	4	8	3	2	0	0	10	6	0	0	1	0	1	0	2	10	24	10	1	10	.219
*Apr 01	at West Virginia	33	5	9	5	1	0	2	16	4	1	0	1	1	1	1	0	7	30	6	0	8	.221
*Apr 02	at West Virginia	34	4	11	4	1	0	2	18	2	0	1	0	0	1	0	0	9	27	11	1	9	.225
*Apr 03	at West Virginia	29	1	4	1	0	0	1	7	4	0	0	1	1	0	0	2	4	27	7	1	6	.222
*Apr 08	TEXAS TECH	33	5	9	5	1	0	0	10	3	0	0	0	0	2	0	1	6	27	14	0	6	.224
*Apr 09	TEXAS TECH	38	8	17	8	4	1	0	23	4	0	0	1	0	2	0	4	7	27	13	0	9	.233
*Apr 10	TEXAS TECH	38	15	18	14	3	0	1	24	4	0	0	0	1	0	0	1	6	21	4	1	7	.242
Apr 12	ORAL ROBERTS	31	4	5	4	2	0	1	10	6	0	1	0	2	1	0	0	16	27	10	0	9	.239
*Apr 15	at Baylor	40	2	11	1	1	0	0	12	4	0	0	0	1	1	0	3	10	36	15	3	8	.241
*Apr 16	at Baylor	37	7	9	6	1	0	1	13	2	0	1	0	0	1	0	0	13	27	8	0	6	.241
*Apr 16	at Baylor	29	1	3	1	0	0	0	3	3	0	1	0	2	0	0	1	3	27	10	1	6	.237
Apr 20	at Oklahoma	32	3	6	3	4	0	0	10	5	0	0	1	0	0	0	0	7	27	12	1	7	.236
*Apr 22	TCU	29	0	5	0	0	0	0	5	1	0	0	0	0	0	0	1	10	24	11	2	3	.234
*Apr 23	TCU	37	11	13	9	0	0	1	16	9	0	3	0	1	0	1	1	11	27	10	1	10	.238
*Apr 24	TCU	36	7	11	6	2	0	1	16	5	0	0	0	1	0	1	1	7	24	4	2	9	.240
Apr 26	at Arkansas	32	7	11	7	1	1	1	17	4	0	0	1	2	1	1	0	6	27	8	1	9	.242
*Apr 30	at Texas	28	0	5	0	0	0	0	5	1	0	1	0	1	2	0	2	6	27	10	2	5	.241
*Apr 30	at Texas	32	3	7	3	2	0	0	9	3	0	2	0	1	1	0	1	11	27	12	3	7	.240
*May 01	at Texas	31	4	7	4	1	0	0	8	4	0	1	0	4	1	0	0	11	27	10	0	9	.240
May 06	PRAIRIE VIEW A&M	28	0	2	0	0	0	0	2	0	0	0	0	0	0	0	2	11	24	3	2	1	.237
May 07	PRAIRIE VIEW A&M	33	0	9	0	0	0	0	9	5	0	2	0	0	0	0	3	9	24	8	3	11	.238
May 10	DALLAS BAPTIST	38	7	9	7	1	1	1	15	3	0	1	0	3	0	1	3	12	32	10	0	5	.238
*May 13	vs Oklahoma	34	9	6	7	2	0	1	11	7	0	1	0	1	0	0	0	9	27	11	0	6	.236
*May 14	vs Oklahoma	39	9	13	8	4	0	0	17	10	0	0	0	0	0	0	1	8	24	10	3	13	.239
*May 15	vs Oklahoma	34	3	9	3	1	1	0	12	4	0	1	1	0	1	0	0	11	27	9	1	9	.239
May 17	at Oral Roberts	29	3	7	3	0	0	0	7	3	0	0	0	0	2	0	0	15	27	9	0	7	.239
*May 20	KANSAS	31	3	7	3	0	0	0	7	1	0	0	0	2	2	0	0	9	24	9	1	6	.239
*May 20	KANSAS	32	2	5	1	1	0	0	6	7	0	0	0	0	0	0	1	5	24	5	3	10	.237
*May 21	KANSAS	26	1	1	1	0	1	0	3	2	0	0	0	0	0	1	1	14	24	10	0	1	.235
May 25	vs Texas	33	4	10	4	2	0	0	12	3	0	1	2	0	1	0	1	13	24	5	3	6	.236
May 26	vs TCU	44	13	17	12	3	1	2	28	1	1	0	1	1	0	0	0	13	27	13	3	6	.239
May 27	vs Texas	35	12	13	12	3	1	0	18	6	0	0	0	1	2	1	0	4	27	12	1	9	.242
Jun 03	vs Nebraska	32	0	6	0	0	0	0	6	3	0	0	0	1	0	0	1	12	24	6	0	9	.241
Jun 04	at Clemson	34	2	9	2	2	0	0	11	4	0	0	0	0	0	0	1	9	27	13	4	9	.241
Jun 05	at Clemson	31	2	5	2	0	0	0	5	3	0	0	0	1	0	1	0	12	24	9	1	7	.240
Totals		1953	231	469	211	68	8	20	613	238	5	35	16	47	38	13	55	534	1550	556	80	469	.240



2016 OPPONENT GAME-BY-GAME

Pitching (All games)

Date	Opponent	ip	h	r	er	bb	so	2b	3b	hr	wp	bk	hbp	dp	ibb	score	w-l	sv	era
Feb 19	at UT Arlington	9.0	7	2	1	3	6	0	1	0	0	1	0	1	0	3-2	1-0	1	1.00
Feb 20	vs Stephen F. Austin	8.0	12	8	5	6	5	2	0	0	1	0	1	1	0	2-8	1-1	1	3.18
Feb 20	at UT Arlington	9.0	7	5	5	2	5	1	1	1	0	0	0	1	0	3-5	1-2	1	3.81
Feb 21	vs Stephen F. Austin	10.0	9	4	3	7	5	2	0	0	0	0	0	3	0	5-4	2-2	1	3.50
Feb 26	at North Carolina	9.0	4	1	1	3	12	0	0	1	1	0	1	0	0	2-1	3-2	1	3.00
Feb 27	at North Carolina	10.0	9	6	6	5	12	1	0	1	0	0	1	0	0	7-6	4-2	1	3.44
Feb 28	at North Carolina	9.0	9	3	3	2	9	1	0	1	0	0	0	0	0	4-3	5-2	1	3.38
Mar 01	Incarnate Word	8.0	9	7	5	5	7	4	0	0	1	1	2	0	0	1-7	5-3	1	3.62
Mar 02	Incarnate Word	8.0	6	3	3	3	7	1	0	0	0	0	1	0	0	2-3	5-4	1	3.60
Mar 04	Indiana State	8.0	5	1	1	6	8	1	0	0	0	0	0	1	1	0-1	5-5	1	3.38
Mar 05	Indiana State	8.0	13	9	8	4	6	2	1	2	1	0	1	1	0	2-9	5-6	1	3.84
Mar 06	Indiana State	9.0	3	0	0	5	6	0	0	0	0	0	0	2	0	2-0	6-6	2	3.51
Mar 08	at Missouri State	10.0	5	6	4	6	16	1	0	1	3	0	3	0	1	5-6	6-7	2	3.52
Mar 11	Abilene Christian	8.0	8	8	8	4	5	3	0	2	0	0	0	0	0	2-8	6-8	2	3.88
Mar 12	Abilene Christian	8.0	17	16	13	3	7	6	0	3	2	1	2	0	0	0-16	6-9	2	4.53
Mar 14	Abilene Christian	8.0	10	8	6	7	6	2	0	0	0	0	2	0	0	4-8	6-10	2	4.66
Mar 15	at Dallas Baptist	9.0	9	7	5	7	8	2	0	0	1	0	4	0	0	6-7	6-11	2	4.68
Mar 18	Michigan	8.0	5	6	6	8	8	1	0	2	1	1	0	0	0	3-6	6-12	2	4.79
Mar 19	Michigan	8.0	2	5	5	11	14	1	1	0	4	1	2	0	0	4-5	6-13	2	4.83
Mar 20	Michigan	9.0	4	2	2	6	10	1	0	0	2	0	0	0	0	4-2	7-13	3	4.68
Mar 22	at Wichita State	9.0	16	17	14	7	8	3	2	2	3	0	2	1	0	0-17	7-14	3	5.14
*Mar 24	at Kansas State	9.0	5	2	2	4	10	0	0	0	0	0	1	1	1	1-2	7-15	3	4.99
*Mar 25	at Kansas State	9.0	6	5	5	8	13	1	0	2	1	1	1	1	0	4-5	7-16	3	4.99
*Mar 26	at Kansas State	10.0	11	5	4	5	14	5	0	1	0	1	1	0	1	4-5	7-17	3	4.93
Mar 29	Arkansas	8.0	8	5	4	4	6	2	0	1	0	0	1	2	0	4-5	7-18	3	4.91
*Apr 01	at West Virginia	10.0	3	4	4	1	10	0	0	2	0	0	1	0	0	5-4	8-18	3	4.86
*Apr 02	at West Virginia	9.0	6	3	3	4	4	1	0	0	1	0	2	2	0	4-3	9-18	4	4.78
*Apr 03	at West Virginia	9.0	10	8	5	3	10	1	1	2	1	0	0	0	0	1-8	9-19	4	4.79
*Apr 08	Texas Tech	9.0	8	1	1	4	10	1	0	0	2	1	1	0	1	5-1	10-19	4	4.66
*Apr 09	Texas Tech	9.0	9	2	2	0	8	1	0	1	1	0	0	2	0	8-2	11-19	4	4.57
*Apr 10	Texas Tech	7.0	12	5	5	3	2	2	0	0	0	1	0	1	0	15-5	12-19	4	4.62
Apr 12	Oral Roberts	9.0	3	0	0	4	13	0	0	0	0	0	1	0	0	4-0	13-19	4	4.47
*Apr 15	at Baylor	12.0	10	6	4	3	8	5	0	0	0	0	0	1	0	2-6	13-20	4	4.41
*Apr 16	at Baylor	9.0	11	10	10	6	9	0	0	1	3	0	1	1	0	7-10	13-21	4	4.57
*Apr 16	at Baylor	9.0	5	3	3	6	6	2	0	0	1	0	1	0	0	1-3	13-22	4	4.53
Apr 20	at Oklahoma	9.0	12	4	3	2	14	1	0	0	0	0	0	1	0	3-4	13-23	4	4.49
*Apr 22	TCU	8.0	13	9	4	3	7	3	0	0	1	0	1	0	0	0-9	13-24	4	4.49
*Apr 23	TCU	9.0	10	6	6	2	4	1	0	1	1	0	1	0	0	11-6	14-24	5	4.53
*Apr 24	TCU	8.0	12	11	11	5	14	0	0	2	1	0	1	1	0	7-11	14-25	5	4.71
Apr 26	at Arkansas	9.0	8	6	5	5	9	2	0	2	0	0	0	0	0	7-6	15-25	6	4.72
*Apr 30	at Texas	9.0	8	3	1	3	11	0	0	0	0	0	1	0	0	0-3	15-26	6	4.62
*Apr 30	at Texas	9.0	10	6	2	1	4	3	0	0	0	0	0	0	0	3-6	15-27	6	4.56
*May 01	at Texas	9.0	10	8	8	3	9	2	0	0	2	1	3	1	0	4-8	15-28	6	4.64
May 06	Prairie View A&M	8.0	9	9	7	8	3	5	0	1	0	0	0	0	0	0-9	15-29	6	4.71
May 07	Prairie View A&M	8.0	15	12	12	6	4	4	2	1	1	0	1	1	0	0-12	15-30	6	4.89
May 10	Dallas Baptist	10.2	15	8	8	9	12	2	2	1	1	0	0	0	2	7-8	15-31	6	4.94
*May 13	vs Oklahoma	9.0	6	1	1	4	10	1	0	0	1	0	2	1	0	9-1	16-31	6	4.85
*May 14	vs Oklahoma	8.0	13	10	8	5	12	4	0	2	0	0	1	0	0	9-10	16-32	6	4.93
*May 15	vs Oklahoma	9.0	5	1	1	2	6	0	0	0	0	0	1	2	0	3-1	17-32	7	4.85
May 17	at Oral Roberts	9.0	3	1	1	7	8	0	0	1	1	0	1	1	0	3-1	18-32	8	4.77
*May 20	Kansas	8.0	6	4	3	4	6	1	0	1	0	0	0	0	0	3-4	18-33	8	4.74
*May 20	Kansas	8.0	14	9	9	3	8	2	1	2	0	0	0	0	0	2-9	18-34	8	4.84
*May 21	Kansas	8.0	9	8	8	5	5	1	0	1	0	0	2	1	0	1-8	18-35	8	4.91
May 25	vs Texas	8.0	13	10	8	1	11	3	0	1	3	0	0	0	0	4-10	18-36	8	4.98
May 26	vs TCU	9.0	9	5	4	2	10	3	0	0	1	0	1	1	0	13-5	19-36	8	4.96
May 27	vs Texas	9.0	11	8	7	6	5	4	0	0	0	0	0	2	0	12-8	20-36	8	5.00
Jun 03	vs Nebraska	8.0	13	6	6	3	11	0	0	1	0	0	1	0	0	0-6	20-37	8	5.03
Jun 04	at Clemson	9.0	17	12	8	6	6	4	0	0	0	0	0	3	0	2-12	20-38	8	5.08
Jun 05	at Clemson	8.0	12	9	8	3	6	3	0	2	0	0	1	1	0	2-9	20-39	8	5.14
Totals		516.2	529	349	295	263	488	105	12	45	43	10	51	38	7	231-349	20-39	8	5.14



PLAYER CAREER/SEASON HIGHS

#43 Blake Battenfield, RHP

Season Highs

IP	4.0	vs. North Carolina	Feb. 27
H	8	vs. Texas Tech	April 10
ER	5	vs. Texas Tech	April 10
BB	2	last time vs. Baylor	April 15
SO	3	vs. Dallas Baptist	March 15

Career Highs

IP	5.0	vs. Illinois	3/6/15
H	8	vs. Texas Tech	April 10
ER	5	vs. Texas Tech	April 10
BB	3	last time vs. Kansas State	3/28/15
SO	4	last time vs. Illinois	3/6/15

#7 Garrett Benge, INF

Season/Career Highs

H	3	last time vs. Dallas Baptist	May 10
R	2	last time vs. Oklahoma	May 14
RBI	3	last time vs. TCU	April 23
BB	2	last time vs. Oklahoma	May 13
SO	3	last time vs. Oklahoma	May 14
SB	1	last time vs. Kansas	May 20

#37 Tyler Buffett, RHP

Season Highs

IP	7.0	vs. Clemson	June 4
H	7	vs. Clemson	June 4
ER	6	vs. TCU	May 26
BB	4	vs. Stephen F. Austin	Feb. 21
SO	7	vs. Dallas Baptist	March 15

Career Highs

IP	7.0	last time vs. Clemson	June 4
H	9	vs. Oklahoma	5/23/14
ER	6	vs. TCU	May 26
BB	5	vs. Texas	4/26/14
SO	7	vs. Dallas Baptist	March 15

#4 Jacob Chappell, INF

Season Highs

H	2	vs. UT Arlington	Feb. 19
R	1	vs. West Virginia	April 3
RBI	1	last time vs. West Virginia	April 2
BB	2	vs. Kansas State	March 26
SO	2	last time vs. West Virginia	April 1
SB	1	vs. Kansas State	March 26

Career Highs

H	2	last time vs. UT Arlington	Feb. 19
R	3	vs. Dallas Baptist	5/12/15
RBI	3	vs. Texas Tech	4/25/15
BB	3	last time vs. Michigan	5/14/15
SO	3	last time vs. St. John's	5/29/15
SB	2	vs. Western Illinois	3/1/15

#25 Trey Cobb, RHP

Season/Career Highs

IP	8.0	vs. Baylor	April 16
H	11	vs. West Virginia	April 2
ER	5	vs. TCU	April 23
BB	4	last time vs. TCU	April 23
SO	13	vs. Michigan	March 19

#24 Conor Costello, RHP/OF

Season Highs (Hitting)

H	3	last time vs. Clemson	June 4
R	2	last time vs. Clemson	June 4
RBI	4	last time vs. Nebraska	June 3
BB	2	last time vs. Baylor	April 16
SO	3	last time vs. TCU	March 26
SB	2	vs. TCU	April 24

Season Highs (Pitching)

IP	3.1	vs. Oklahoma	May 14
H	4	last time vs. Oklahoma	May 14
ER	2	last time vs. Oklahoma	May 14
BB	1	vs. Oklahoma	May 14
SO	4	vs. Dallas Baptist	May 10

OSU Career Highs (Hitting)

H	3	last time vs. Clemson	June 4
R	2	last time vs. Clemson	June 4
RBI	4	last time vs. Nebraska	June 3
BB	3	vs. Alcorn State	2/19/14
SO	3	last time vs. Michigan	5/16/15
SB	2	last time vs. TCU	April 24

OSU Career Highs (Pitching)

IP	7.0	vs. St. John's	5/31/15
H	8	vs. Oklahoma	4/7/15
ER	3	vs. San Diego	3/9/14
BB	4	vs. San Diego	3/9/14
SO	4	last time vs. Dallas Baptist	May 10

#42 Jake Cowan, RHP

Season/Career Highs

IP	2.0	last time vs. Oklahoma	May 13
H	2	last time vs. Oklahoma	May 13
ER	2	last time vs. Oklahoma	May 13
BB	3	vs. Oklahoma	May 13
SO	5	vs. Oklahoma	May 13

#2 J.R. Davis, INF

Season/Career Highs

H	4	last time vs. TCU	April 22
R	3	last time vs. Texas	March 25
RBI	4	vs. West Virginia	April 3
BB	3	last time vs. Oral Roberts	May 17
SO	2	vs. Oral Roberts	April 12
SB	1	last time vs. Nebraska	June 3

#34 Jensen Elliott, RHP

Season/Career Highs

IP	9.0	vs. West Virginia	April 3
H	8	last time vs. Texas Tech	April 10
ER	8	vs. Texas Tech	April 10
BB	4	last time vs. Kansas	May 20
SO	8	last time vs. Clemson	June 5

#39 Alex Hackerott, LHP

Season Highs

IP	1.2	vs. Kansas	May 21
H	3	vs. TCU	May 26
ER	2	vs. TCU	May 26
BB	2	vs. Stephen F. Austin	Feb. 21
SO	3	vs. Oral Roberts	May 17

Career Highs

IP	3.2	last time vs. Incarnate Word	2/14/14
H	4	vs. Oral Roberts	4/22/14
ER	3	last time vs. Oral Roberts	4/22/14
BB	2	last time vs. Stephen F. Austin	Feb. 21
SO	4	last time vs. Baylor	3/21/14

#28 Corey Hassel, OF/RHP

Season/Career Highs

H	3	last time vs. Clemson	June 5
R	3	vs. Abilene Christian	March 12
RBI	4	last time vs. Clemson	June 5
BB	2	vs. Clemson	June 4
SO	4	last time vs. TCU	April 24
SB	2	last time vs. Oklahoma	May 14

Career Highs (Pitching)

IP	3.0	vs. Texas	4/3/15
H	1	last time vs. Dallas Baptist	4/21/15
ER	1	last time vs. Dallas Baptist	4/21/15
BB	1	vs. TCU	5/25/14
SO	3	last time vs. Texas	4/3/15

#45 Thomas Hatch, RHP

Season/Career Highs

IP	9.0	last time vs. Prairie View A&M	May 6
H	9	last time vs. TCU	May 26
ER	7	vs. Oklahoma	May 13
BB	4	last time vs. Oklahoma	May 13
SO	11	vs. Prairie View A&M	May 6

#32 Ben Leeper, RHP

Season/Career Highs

IP	3.0	vs. Incarnate Word	March 1
H	2	vs. Incarnate Word	March 1
ER	1	last time vs. Incarnate Word	March 1
BB	3	vs. Incarnate Word	March 1
SO	5	vs. Incarnate Word	March 1

#46 Joe Lienhard, RHP

Season/Career Highs

IP	3.0	vs. Incarnate Word	March 2
H	3	vs. Incarnate Word	March 2
ER	2	vs. Arkansas	April 26
BB	4	vs. Missouri State	March 8
SO	4	vs. Oral Roberts	May 17

#13 Jon Littell, OF

Season Highs

H	3	last time vs. Clemson	June 4
R	3	vs. Clemson	June 4
RBI	4	vs. Abilene Christian	March 12
BB	3	vs. Michigan	March 19
SO	2	last time vs. Oral Roberts	May 17
SB	1	last time vs. Baylor	April 16

Career Highs

H	3	last time vs. Kansas State	March 26
R	4	vs. Oklahoma	4/7/15
RBI	4	vs. Abilene Christian	March 12
BB	3	vs. Michigan	March 19
SO	3	vs. Western Illinois	2/27/15
SB	1	last time vs. Baylor	April 16

#3 Garrett McCain, OF

Season Highs

H	3	vs. Incarnate Word	March 1
R	3	vs. Abilene Christian	March 14
RBI	3	vs. Wichita State	March 22
BB	2	vs. Abilene Christian	March 11
SO	3	last time vs. Oral Roberts	April 12
SB	4	vs. Incarnate Word	March 1

Career Highs

H	3	last time vs. Incarnate Word	March 1
R	3	vs. Abilene Christian	March 14
RBI	3	vs. Wichita State	March 22
BB	3	vs. Arkansas	5/30/15
SO	3	last time vs. Oral Roberts	April 12
SB	4	vs. Incarnate Word	March 1

#14 Michael Mertz, RHP

Season/Career Highs

IP	7.0	vs. Wichita State	March 22
H	6	vs. Indiana State	March 6
ER	3	last time vs. Texas	May 27
BB	5	vs. North Carolina	Feb. 27
SO	10	vs. Oral Roberts	April 12



PLAYER CAREER/SEASON HIGHS

#6 David Petrino, INF

Season Highs

H	2	vs. Texas Tech	April 9
R	2	vs. Abilene Christian	March 12
RBI	2	vs. Abilene Christian	March 14
BB	1	last time vs. Abilene Christian	March 12
SO	2	last time vs. TCU	April 23
SB	n/a		

Career Highs

H	4	vs. Oklahoma	4/7/15
R	4	vs. Oklahoma	4/7/15
RBI	2	last time vs. Abilene Christian	March 14
BB	2	vs. Alcorn State	3/10/15
SO	3	vs. Dallas Baptist	4/21/15
SB	1	last time vs. Baylor	4/18/15

#30 Remy Reed, RHP

Season Highs

IP	3.1	vs. Michigan	March 18
H	4	vs. Stephen F. Austin	Feb. 21
ER	4	vs. Stephen F. Austin	Feb. 21
BB	2	last time vs. Texas	May 1
SO	4	last time vs. Texas	May 25

Career Highs

IP	6.0	vs. Central Arkansas	3/17/15
H	7	vs. Michigan	5/14/15
ER	4	vs. Stephen F. Austin	Feb. 21
BB	2	last time vs. Texas	May 1
SO	4	last time vs. Texas	May 25

#44 Andrew Rosa, INF

Season Highs

H	3	vs. Wichita State	March 22
R	2	last time vs. Wichita State	March 22
RBI	2	last time vs. Oklahoma	April 20
BB	2	last time vs. Michigan	March 19
SO	4	vs. Missouri State	March 8
SB	1	last time vs. Arkansas	March 29

Career Highs

H	3	vs. Wichita State	March 22
R	3	vs. Alcorn State	2/18/14
RBI	2	last time vs. Wichita State	March 22
BB	2	last time vs. Michigan	March 19
SO	4	vs. Missouri State	March 8
SB	1	last time vs. Arkansas	March 29

#18 Colin Simpson, C

Season/Career Highs

H	3	vs. Oklahoma	May 14
R	2	last time vs. Dallas Baptist	May 10
RBI	2	last time vs. Texas	May 1
BB	2	vs. Arkansas	April 26
SO	4	vs. TCU	April 24
SB	n/a		

#36 Max Simpson, RHP

Season/Career Highs

IP	1.0	vs. Abilene Christian	March 11
H	2	vs. UT Arlington	Feb. 20
ER	2	vs. UT Arlington	Feb. 20
BB	1	vs. UT Arlington	Feb. 20
SO	2	vs. Abilene Christian	March 11

#8 Ryan Sluder, OF

Season Highs

H	3	vs. Prairie View A&M	May 7
R	2	last time vs. Clemson	June 4
RBI	2	last time vs. Prairie View A&M	May 7
BB	2	vs. Kansas State	March 25
SO	3	last time vs. Oklahoma	April 20
SB	2	vs. TCU	May 26

Career Highs

H	4	vs. Kansas State	3/28/15
R	3	vs. Texas Tech	4/26/15
RBI	3	vs. Dallas Baptist	4/21/15
BB	2	last time vs. Kansas State	March 25
SO	3	last time vs. Oklahoma	April 20
SB	2	last time vs. TCU	May 26

#19 Carson Teel, LHP

Season/Career Highs

IP	2.0	last time vs. Oklahoma	April 20
H	3	vs. Texas	May 1
ER	1	last time vs. Oral Roberts	May 17
BB	1	last time vs. Kansas	May 20
SO	3	last time vs. Prairie View A&M	May 7

#16 Collin Theroux, C

Season/Career Highs

H	3	vs. Abilene Christian	March 12
R	2	last time vs. TCU	April 22
RBI	4	last time vs. Dallas Baptist	May 10
BB	3	vs. Michigan	March 18
SO	4	last time vs. Wichita State	March 22
SB	n/a		

#5 Donnie Walton, INF

Season Highs

H	4	vs. Kansas	May 20
R	3	last time vs. Abilene Christian	March 12
RBI	4	vs. Kansas	May 20
BB	3	vs. Michigan	March 20
SO	2	last time vs. Texas	May 25
SB	2	last time vs. Incarnate Word	March 1

Career Highs

H	4	vs. Kansas	May 20
R	3	last time vs. Abilene Christian	March 12
RBI	4	vs. Kansas	May 20
BB	4	vs. Kansas	5/24/13
SO	3	vs. Baylor	3/21/14
SB	2	last time vs. Incarnate Word	March 1

#22 Dustin Williams, 1B

Season Highs

H	3	vs. Abilene Christian	March 12
R	3	last time vs. TCU	April 24
RBI	5	vs. North Carolina	Feb. 27
BB	2	last time vs. Kansas	May 21
SO	4	vs. Michigan	March 19
SB	1	last time vs. Texas	May 27

Career Highs

H	4	vs. Texas Tech	4/25/15
R	3	last time vs. TCU	April 24
RBI	5	last time vs. North Carolina	Feb. 27
BB	4	vs. Michigan	5/15/15
SO	4	last time vs. Michigan	March 19
SB	1	last time vs. Texas	May 27

#15 Garrett Williams, LHP

Season Highs (Pitching)

IP	4.0	vs. Dallas Baptist	May 10
H	3	last time vs. Dallas Baptist	May 10
ER	4	vs. Dallas Baptist	May 10
BB	2	last time vs. Dallas Baptist	May 10
SO	7	vs. Kansas	May 21

Career Highs (Pitching)

IP	6.0	last time vs. Alcorn State	3/11/15
H	6	last time vs. TCU	3/30/14
ER	6	vs. Oklahoma	4/15/14
BB	4	last time vs. Wichita State	3/24/15
SO	12	vs. Alcorn State	3/11/15

Career Highs (Hitting)

H	1	last time vs. Kansas	4/18/14
R	1	last time vs. West Virginia	4/13/14
RBI	4	vs. Oakland	2/23/14
BB	2	vs. West Virginia	4/12/14
SO	2	last time vs. Oklahoma	4/15/14
SB	n/a		



PLAYER CAREER STATISTICS

Battenfield, Blake

Year	avg	gp-gs	ab	r	h	2b	3b	hr	rbi	tb	slg%	bb	hbp	so	gdp	ob%	sf	sh	sb-att	po	a	e	fld%
2014	.000	0-0	0	0	0	0	0	0	0	0	.000	0	0	0	0	.000	0	0	0-0	2	11	0	1.000
2015	.000	0-0	0	0	0	0	0	0	0	0	.000	0	0	0	0	.000	0	0	0-0	0	3	0	1.000
2016	.000	0-0	0	0	0	0	0	0	0	0	.000	0	0	0	0	.000	0	0	0-0	1	5	0	1.000
TOTAL	.000	0-0	0	0	0	0	0	0	0	0	.000	0	0	0	0	.000	0	0	0-0	3	19	0	1.000

Year	era	w-l	app	qs	cq	sho	sv	ip	h	r	er	bb	so	2b	3b	hr	bf	bavq	wp	hbp	bk	sfa	sha
2014	1.69	4-0	27	0	0	0/2	0	53.1	42	11	10	20	38	9	1	0	217	.218	5	1	0	0	3
2015	3.60	0-1	6	2	0	0/0	0	15.0	12	6	6	9	12	1	1	1	66	.218	0	0	0	2	0
2016	3.49	1-1	23	0	0	0/0	2	28.1	29	15	11	16	16	2	0	1	129	.276	0	3	0	2	3
TOTAL	2.51	5-2	56	2	0	0/2	2	96.2	83	32	27	45	66	12	2	2	412	.235	5	4	0	4	6

Buffett, Tyler

Year	avg	gp-gs	ab	r	h	2b	3b	hr	rbi	tb	slg%	bb	hbp	so	gdp	ob%	sf	sh	sb-att	po	a	e	fld%
2014	.000	1-1	0	0	0	0	0	0	0	0	.000	0	0	0	0	.000	0	0	0-0	2	5	1	.875
2015	.000	0-0	0	0	0	0	0	0	0	0	.000	0	0	0	0	.000	0	0	0-0	4	9	0	1.000
2016	.000	0-0	0	0	0	0	0	0	0	0	.000	0	0	0	0	.000	0	0	0-0	3	16	0	1.000
TOTAL	.000	1-1	0	0	0	0	0	0	0	0	.000	0	0	0	0	.000	0	0	0-0	9	30	1	.975

Year	era	w-l	app	qs	cq	sho	sv	ip	h	r	er	bb	so	2b	3b	hr	bf	bavq	wp	hbp	bk	sfa	sha
2014	2.95	2-1	14	10	0	0/1	0	55.0	52	21	18	24	36	5	1	1	240	.249	2	5	2	0	2
2015	3.65	3-3	19	3	0	0/1	0	44.1	56	20	18	7	32	6	1	1	189	.324	1	3	0	1	5
2016	3.34	7-3	34	3	0	0/4	9	67.1	59	31	25	29	66	12	0	0	294	.236	5	7	0	1	7
TOTAL	3.29	12-7	67	16	0	0/6	9	166.2	167	72	61	60	134	23	2	2	723	.264	8	15	2	2	14

Chappell, Jacob

Year	avg	gp-gs	ab	r	h	2b	3b	hr	rbi	tb	slg%	bb	hbp	so	gdp	ob%	sf	sh	sb-att	po	a	e	fld%
2015	.250	55-51	144	33	36	4	2	0	21	44	.306	32	4	39	1	.400	0	16	6-6	47	123	15	.919
2016	.190	36-11	42	3	8	0	0	0	4	8	.190	4	0	12	1	.255	1	5	2-2	25	58	3	.965
TOTAL	.237	91-62	186	36	44	4	2	0	25	52	.280	36	4	51	2	.370	1	21	8-8	72	181	18	.934

Cobb, Trey

Year	avg	gp-gs	ab	r	h	2b	3b	hr	rbi	tb	slg%	bb	hbp	so	gdp	ob%	sf	sh	sb-att	po	a	e	fld%
2014	.000	0-0	0	0	0	0	0	0	0	0	.000	0	0	0	0	.000	0	0	0-0	2	6	2	.800
2015	.000	1-1	0	0	0	0	0	0	0	0	.000	0	0	0	0	.000	0	0	0-0	8	12	0	1.000
2016	.000	6-6	0	0	0	0	0	0	0	0	.000	0	0	0	0	.000	0	0	0-0	5	14	0	1.000
TOTAL	.000	7-7	0	0	0	0	0	0	0	0	.000	0	0	0	0	.000	0	0	0-0	15	32	2	.959

Year	era	w-l	app	qs	cq	sho	sv	ip	h	r	er	bb	so	2b	3b	hr	bf	bavq	wp	hbp	bk	sfa	sha
2014	3.12	0-0	18	1	0	0/0	0	34.2	37	19	12	18	28	3	1	1	164	.266	0	3	1	0	4
2015	2.61	5-2	31	0	0	0/2	2	58.2	48	18	17	19	53	6	1	1	246	.221	8	6	1	0	4
2016	3.34	4-7	20	12	0	0/2	3	72.2	74	32	27	28	91	10	1	5	320	.266	3	6	1	1	6
TOTAL	3.04	9-9	69	13	0	0/4	5	166.0	159	69	56	65	172	19	3	7	730	.251	11	15	3	1	14

Costello, Conor

Year	avg	gp-gs	ab	r	h	2b	3b	hr	rbi	tb	slg%	bb	hbp	so	gdp	ob%	sf	sh	sb-att	po	a	e	fld%
2014	.240	59-52	192	28	46	10	0	9	27	83	.432	23	11	59	3	.349	3	2	4-6	87	0	2	.978
2015	.240	49-48	183	32	44	7	0	6	35	69	.377	25	5	52	2	.343	3	1	13-14	51	6	2	.966
2016	.367	28-22	90	15	33	9	0	5	30	57	.633	16	2	20	0	.468	1	0	4-5	3	0	1	.750
TOTAL	.265	136-122	465	75	123	26	0	20	92	209	.449	64	18	131	5	.370	7	3	21-25	141	6	5	.967

Year	era	w-l	app	qs	cq	sho	sv	ip	h	r	er	bb	so	2b	3b	hr	bf	bavq	wp	hbp	bk	sfa	sha
2014	6.43	0-1	2	2	0	0/0	0	7.0	10	6	5	5	4	0	0	0	36	.345	0	2	0	0	0
2015	1.67	2-0	7	6	0	0/2	1	32.1	27	6	6	6	18	4	0	3	129	.225	0	2	0	0	1
2016	5.68	1-0	3	0	0	0/0	0	6.1	9	5	4	1	6	1	1	0	28	.346	0	0	1	1	0
TOTAL	2.96	3-1	12	8	0	0/2	1	45.2	46	17	15	12	28	5	1	3	193	.263	0	4	1	1	1



PLAYER CAREER STATISTICS

Hackerott, Alex

Year	avg	gp-gs	ab	r	h	2b	3b	hr	rbi	tb	slg%	bb	hbp	so	qdp	ob%	sf	sh	sb-att	po	a	e	fld%
2013	.000	0-0	0	0	0	0	0	0	0	0	.000	0	0	0	0	.000	0	0	0-0	2	2	1	.800
2014	.000	0-0	0	0	0	0	0	0	0	0	.000	0	0	0	0	.000	0	0	0-0	1	4	0	1.000
2015	.000	0-0	0	0	0	0	0	0	0	0	.000	0	0	0	0	.000	0	0	0-0	1	0	1	.500
2016	.000	0-0	0	0	0	0	0	0	0	0	.000	0	0	0	0	.000	0	0	0-0	1	2	1	.750
TOTAL	.000	0-0	0	0	0	0	0	0	0	0	.000	0	0	0	0	.000	0	0	0-0	5	8	3	.813

Year	era	w-l	app	qs	cq	sho	sv	ip	h	r	er	bb	so	2b	3b	hr	bf	bavg	wp	hbp	bk	sfa	sha
2013	1.64	1-0	16	0	0	0/1	0	22.0	13	4	4	6	24	2	0	1	84	.173	0	0	0	1	2
2014	3.00	4-1	28	0	0	0/3	0	27.0	19	14	9	9	26	5	0	2	112	.194	0	2	0	1	2
2015	3.38	1-0	12	0	0	0/0	0	5.1	9	3	2	5	8	1	0	0	31	.375	2	0	0	1	1
2016	4.05	1-0	12	0	0	0/0	0	6.2	7	3	3	3	7	0	0	2	29	.269	0	0	0	0	0
TOTAL	2.66	7-1	68	0	0	0/4	0	61.0	48	24	18	23	65	8	0	5	256	.215	2	2	0	3	5

Hassel, Corey

Year	avg	gp-gs	ab	r	h	2b	3b	hr	rbi	tb	slg%	bb	hbp	so	qdp	ob%	sf	sh	sb-att	po	a	e	fld%
2013	.263	33-3	19	6	5	0	0	0	3	5	.263	6	0	5	0	.407	2	1	1-1	10	0	1	.909
2014	.172	53-4	29	2	5	1	0	0	5	6	.207	6	2	10	0	.342	1	4	2-4	28	1	1	.967
2015	.312	54-46	199	27	62	10	1	3	33	83	.417	9	4	50	1	.352	1	10	13-17	78	4	1	.988
2016	.291	59-59	227	45	66	18	2	6	37	106	.467	20	9	58	4	.367	3	19	15-25	98	6	2	.981
TOTAL	.291	199-112	474	80	138	29	3	9	78	200	.422	41	15	123	5	.361	7	34	31-47	214	11	5	.978

Year	era	w-l	app	qs	cq	sho	sv	ip	h	r	er	bb	so	2b	3b	hr	bf	bavg	wp	hbp	bk	sfa	sha
2014	9.00	0-0	1	0	0	0/0	0	1.0	1	1	1	1	1	0	0	0	5	.333	0	0	0	1	0
2015	1.69	1-0	3	0	0	0/1	0	5.1	2	1	1	0	7	1	0	0	19	.105	1	0	0	0	0
TOTAL	2.84	1-0	4	0	0	0/1	0	6.1	3	2	2	1	8	1	0	0	24	.136	1	0	0	1	0

Hatch, Thomas

Year	avg	gp-gs	ab	r	h	2b	3b	hr	rbi	tb	slg%	bb	hbp	so	qdp	ob%	sf	sh	sb-att	po	a	e	fld%
2014	.000	0-0	0	0	0	0	0	0	0	0	.000	0	0	0	0	.000	0	0	0-0	1	10	1	.917
2016	.000	5-5	0	0	0	0	0	0	0	0	.000	0	0	0	0	.000	0	0	0-0	5	29	3	.919
TOTAL	.000	5-5	0	0	0	0	0	0	0	0	.000	0	0	0	0	.000	0	0	0-0	6	39	4	.918

Year	era	w-l	app	qs	cq	sho	sv	ip	h	r	er	bb	so	2b	3b	hr	bf	bavg	wp	hbp	bk	sfa	sha
2014	5.28	2-2	13	9	0	0/1	0	46.0	50	33	27	19	36	10	3	1	209	.286	5	2	0	4	9
2016	2.16	7-2	16	16	3	3/2	0	112.1	94	30	27	28	102	6	1	2	448	.234	5	7	1	1	10
TOTAL	3.07	9-4	29	25	3	3/3	0	158.1	144	63	54	47	138	16	4	3	657	.250	10	9	1	5	19

Littell, Jon

Year	avg	gp-gs	ab	r	h	2b	3b	hr	rbi	tb	slg%	bb	hbp	so	qdp	ob%	sf	sh	sb-att	po	a	e	fld%
2015	.226	30-23	93	18	21	4	0	0	15	25	.269	8	1	23	1	.286	3	0	2-3	47	0	1	.979
2016	.264	52-51	182	25	48	9	1	2	23	65	.357	18	1	39	2	.333	0	7	3-5	72	5	0	1.000
TOTAL	.251	82-74	275	43	69	13	1	2	38	90	.327	26	2	62	3	.317	3	7	5-8	119	5	1	.992

McCain, Garrett

Year	avg	gp-gs	ab	r	h	2b	3b	hr	rbi	tb	slg%	bb	hbp	so	qdp	ob%	sf	sh	sb-att	po	a	e	fld%
2015	.319	30-18	72	18	23	3	1	0	13	28	.389	11	9	17	0	.467	0	4	7-7	5	0	0	1.000
2016	.203	40-21	74	22	15	3	0	0	6	18	.243	17	5	18	1	.385	0	3	11-13	47	0	1	.979
TOTAL	.260	70-39	146	40	38	6	1	0	19	46	.315	28	14	35	1	.426	0	7	18-20	52	0	1	.981

Mertz, Michael

Year	avg	gp-gs	ab	r	h	2b	3b	hr	rbi	tb	slg%	bb	hbp	so	qdp	ob%	sf	sh	sb-att	po	a	e	fld%
2015	.000	0-0	0	0	0	0	0	0	0	0	.000	0	0	0	0	.000	0	0	0-0	0	1	0	1.000
2016	.000	0-0	0	0	0	0	0	0	0	0	.000	0	0	0	0	.000	0	0	0-0	0	7	0	.875
TOTAL	.000	0-0	0	0	0	0	0	0	0	0	.000	0	0	0	0	.000	0	0	0-0	0	8	1	.889

Year	era	w-l	app	qs	cq	sho	sv	ip	h	r	er	bb	so	2b	3b	hr	bf	bavg	wp	hbp	bk	sfa	sha
2015	2.45	0-0	3	0	0	0/0	0	3.2	2	1	1	2	4	0	0	0	16	.143	1	0	0	0	0
2016	4.44	1-3	21	7	0	0/3	3	50.2	42	27	25	39	58	9	0	2	230	.231	7	6	1	0	3
TOTAL	4.31	1-3	24	7	0	0/3	3	54.1	44	28	26	41	62	9	0	2	246	.224	8	6	1	0	3



PLAYER CAREER STATISTICS

Petrino, David

Year	avg	gp-gs	ab	r	h	2b	3b	hr	rbi	tb	slg%	bb	hbp	so	gdp	ob%	sf	sh	sb-att	po	a	e	fld%
2015	.257	38-13	70	14	18	2	1	0	9	22	.314	5	6	15	3	.358	0	0	2-2	9	20	4	.879
2016	.150	20-5	40	4	6	2	0	0	3	8	.200	2	2	5	1	.222	1	0	0-1	6	7	0	1.000
TOTAL	.218	58-18	110	18	24	4	1	0	12	30	.273	7	8	20	4	.310	1	0	2-3	15	27	4	.913

Reed, Remy

Year	avg	gp-gs	ab	r	h	2b	3b	hr	rbi	tb	slg%	bb	hbp	so	gdp	ob%	sf	sh	sb-att	po	a	e	fld%
2015	.000	0-0	0	0	0	0	0	0	0	0	.000	0	0	0	0	.000	0	0	0-0	5	12	1	.944
2016	.000	0-0	0	0	0	0	0	0	0	0	.000	0	0	0	0	.000	0	0	0-0	0	4	1	.800
TOTAL	.000	0-0	0	0	0	0	0	0	0	0	.000	0	0	0	0	.000	0	0	0-0	5	16	2	.913

Year	era	w-l	app	qs	cq	sho	sv	ip	h	r	er	bb	so	2b	3b	hr	bf	bavg	wp	hbp	bk	sfa	sha
2015	1.57	3-2	23	5	0	0/1	0	46.0	40	14	8	13	30	4	0	3	189	.247	1	2	0	3	9
2016	3.82	4-1	23	0	0	0/1	1	35.1	25	16	15	16	44	8	1	1	147	.202	5	3	0	1	3
TOTAL	2.55	7-3	46	5	0	0/2	1	81.1	65	30	23	29	74	12	1	4	336	.227	6	5	0	4	12

Rosa, Andrew

Year	avg	gp-gs	ab	r	h	2b	3b	hr	rbi	tb	slg%	bb	hbp	so	gdp	ob%	sf	sh	sb-att	po	a	e	fld%
2014	.243	21-9	37	9	9	1	0	1	6	13	.351	6	0	11	0	.349	0	1	2-2	7	18	2	.926
2015	.333	9-0	9	2	3	1	0	1	2	7	.778	2	0	2	0	.455	0	0	0-0	1	2	1	.750
2016	.235	31-15	68	12	16	1	0	0	10	17	.250	10	5	14	1	.373	0	1	3-5	49	2	0	1.000
TOTAL	.246	61-24	114	23	28	3	0	2	18	37	.325	18	5	27	1	.372	0	2	5-7	57	22	3	.963

Sluder, Ryan

Year	avg	gp-gs	ab	r	h	2b	3b	hr	rbi	tb	slg%	bb	hbp	so	gdp	ob%	sf	sh	sb-att	po	a	e	fld%
2014	.284	35-14	67	11	19	1	0	0	7	20	.299	8	0	10	0	.360	0	2	1-3	26	1	1	.964
2015	.309	50-44	162	36	50	14	0	6	22	82	.506	23	2	34	0	.401	0	7	5-7	66	0	0	1.000
2016	.213	47-45	164	30	35	9	1	3	18	55	.335	13	6	41	3	.293	1	9	7-8	63	0	0	1.000
TOTAL	.265	132-103	393	77	104	24	1	9	47	157	.399	44	8	85	3	.350	1	18	13-18	155	1	1	.994

Walton, Donnie

Year	avg	gp-gs	ab	r	h	2b	3b	hr	rbi	tb	slg%	bb	hbp	so	gdp	ob%	sf	sh	sb-att	po	a	e	fld%
2013	.287	55-54	188	27	54	8	1	1	27	67	.356	25	2	30	4	.372	3	18	7-10	75	172	6	.976
2014	.310	66-66	252	45	78	15	0	3	36	102	.405	38	5	36	7	.407	2	22	7-10	88	198	17	.944
2015	.326	39-36	135	26	44	7	1	4	29	65	.481	22	2	23	2	.410	7	12	3-3	54	119	10	.945
2016	.350	59-57	223	44	78	14	1	3	43	103	.462	32	9	29	2	.446	3	3	13-17	65	165	7	.970
TOTAL	.318	219-213	798	142	254	44	3	11	135	337	.422	117	18	118	15	.410	15	55	30-40	282	654	40	.959

Williams, Dustin

Year	avg	gp-gs	ab	r	h	2b	3b	hr	rbi	tb	slg%	bb	hbp	so	gdp	ob%	sf	sh	sb-att	po	a	e	fld%
2014	.216	45-23	102	20	22	1	4	3	21	40	.392	25	0	31	0	.367	1	0	2-2	99	1	0	1.000
2015	.276	57-53	192	37	53	11	4	6	38	90	.469	37	1	59	3	.396	0	2	5-6	496	44	3	.994
2016	.219	57-57	201	31	44	5	1	14	42	93	.463	32	0	72	0	.323	2	0	4-6	504	28	6	.989
TOTAL	.240	159-133	495	88	119	17	9	23	101	223	.451	94	1	162	3	.361	3	2	11-14	1099	73	9	.992

Williams, Garrett

Year	avg	gp-gs	ab	r	h	2b	3b	hr	rbi	tb	slg%	bb	hbp	so	gdp	ob%	sf	sh	sb-att	po	a	e	fld%
2014	.222	16-3	18	3	4	0	0	1	7	7	.389	7	0	9	0	.407	2	0	0-0	1	10	1	.917
2015	.000	0-0	0	0	0	0	0	0	0	0	.000	0	0	0	0	.000	0	0	0-0	1	3	0	1.000
2016	.000	0-0	0	0	0	0	0	0	0	0	.000	0	0	0	0	.000	0	0	0-0	0	1	0	1.000
TOTAL	.222	16-3	18	3	4	0	0	1	7	7	.389	7	0	9	0	.407	2	0	0-0	2	14	1	.941

Year	era	w-l	app	qs	cq	sho	sv	ip	h	r	er	bb	so	2b	3b	hr	bf	bavg	wp	hbp	bk	sfa	sha
2014	5.40	4-1	18	7	0	0/2	2	41.2	39	34	25	31	50	3	0	2	200	.250	4	8	1	1	4
2015	4.91	1-0	18	2	0	0/2	0	18.1	8	10	10	19	25	2	0	1	81	.131	1	0	1	0	1
2016	6.23	2-0	12	1	0	0/0	0	13.0	11	11	9	10	19	2	2	1	60	.250	1	4	0	2	0
TOTAL	5.42	7-1	48	10	0	0/4	2	73.0	58	55	44	60	94	7	2	4	341	.222	6	12	2	3	5



INDIVIDUAL GAME-BY-GAME

#43 Battenfield, Blake - 5 games (All games)

Date	Opponent	Pos	AB	R	H	RBI	2B	3B	HR	BB	SB	CS	HBP	SAC	SF	GDP	K	PO	A	E	Avg
Feb 27	at North Carolina	p	0	0	0	0	0	0	0	0	0	0	0	0	0	0	0	0	1	0	.000
Apr 10	TEXAS TECH	p	0	0	0	0	0	0	0	0	0	0	0	0	0	0	0	1	0	0	.000
Apr 15	at Baylor	p	0	0	0	0	0	0	0	0	0	0	0	0	0	0	0	0	2	0	.000
Apr 26	at Arkansas	p	0	0	0	0	0	0	0	0	0	0	0	0	0	0	0	0	1	0	.000
May 17	at Oral Roberts	p	0	0	0	0	0	0	0	0	0	0	0	0	0	0	0	0	1	0	.000
Totals		0gs	0	0	0	0	0	0	0	0	0	0	0	0	0	0	0	1	5	0	.000

On base pct. .000 • Slugging pct. .000

#43 Battenfield, Blake - 23 appearances (All games)

Date	Opponent	GS	IP	H	R	ER	BB	SO	2B	3B	HR	WP	BK	HBP	IBB	Score	W-L	Sv	ERA	NP
Feb 20	at UT Arlington		1.1	0	0	0	1	0	0	0	0	0	0	0	0	5-3	0-0	0	0.00	23
Feb 21	vs Stephen F. Austin		2.0	1	0	0	0	1	0	0	0	0	0	0	0	4-5	0-0	0	0.00	27
Feb 27	at North Carolina		4.0	3	3	1	2	2	0	0	0	0	0	1	0	6-7	0-0	0	1.23	63
Mar 01	INCARNATE WORD		2.0	2	0	0	1	0	0	0	0	0	0	0	0	7-1	0-0	0	0.96	32
Mar 05	INDIANA STATE		2.0	2	0	0	1	0	0	0	0	0	0	0	0	9-2	1-0	0	0.79	26
Mar 08	at Missouri State		1.1	0	0	0	2	1	0	0	0	0	0	0	0	6-5	1-0	0	0.71	21
Mar 14	ABILENE CHRISTIAN		1.0	0	2	0	1	0	0	0	0	0	0	0	0	8-4	1-0	0	0.66	23
Mar 15	at Dallas Baptist		2.0	0	0	0	0	3	0	0	0	0	0	0	0	7-6	1-0	1	0.57	16
Mar 18	MICHIGAN		0.1	0	0	0	0	0	0	0	0	0	0	0	0	6-3	1-0	2	0.56	4
Mar 20	MICHIGAN		0.1	0	0	0	0	1	0	0	0	0	0	0	0	2-4	1-0	2	0.55	6
Mar 25	at Kansas State		0.2	1	0	0	0	0	0	0	0	0	0	0	0	5-4	1-0	2	0.53	11
Mar 26	at Kansas State		0.0	1	0	0	1	0	0	0	0	0	0	0	0	5-4	1-0	2	0.53	6
Apr 01	at West Virginia		0.0	1	1	1	0	0	0	0	1	0	0	0	0	4-5	1-1	2	1.06	1
Apr 10	TEXAS TECH		3.0	8	5	5	1	2	2	0	0	0	0	0	0	5-15	1-1	2	3.15	71
Apr 15	at Baylor		2.2	2	0	0	2	2	0	0	0	0	0	1	0	6-2	1-1	2	2.78	46
Apr 20	at Oklahoma		1.1	0	0	0	0	0	0	0	0	0	0	0	0	4-3	1-1	2	2.62	20
Apr 23	TCU		0.0	3	3	3	1	0	0	0	0	0	0	0	0	6-11	1-1	2	3.75	14
Apr 26	at Arkansas		1.0	1	1	1	0	0	0	0	0	0	0	1	0	6-7	1-1	2	3.96	21
May 01	at Texas		0.1	1	0	0	1	0	0	0	0	0	0	0	0	8-4	1-1	2	3.91	16
May 10	DALLAS BAPTIST		1.0	0	0	0	0	1	0	0	0	0	0	0	0	8-7	1-1	2	3.76	14
May 14	vs Oklahoma		0.1	1	0	0	1	0	0	0	0	0	0	0	0	10-9	1-1	2	3.71	8
May 17	at Oral Roberts		1.1	2	0	0	0	2	0	0	0	0	0	0	0	1-3	1-1	2	3.54	19
May 21	KANSAS		0.1	0	0	0	1	1	0	0	0	0	0	0	0	8-1	1-1	2	3.49	12
Totals		0	28.1	29	15	11	16	16	2	0	1	0	0	3	0	136-115	1-1	2	3.49	-



INDIVIDUAL GAME-BY-GAME

#7 Benge, Garrett - 59 games (All games)

Date	Opponent	Pos	AB	R	H	RBI	2B	3B	HR	BB	SB	CS	HBP	SAC	SF	GDP	K	PO	A	E	Avg
Feb 19	at UT Arlington	*3b	4	0	1	0	0	0	0	0	0	0	0	0	0	0	2	0	1	0	.250
Feb 20	vs Stephen F. Austin	*3b	3	1	1	1	0	0	0	0	0	0	1	0	0	0	0	1	2	0	.286
Feb 20	at UT Arlington	*3b	3	0	0	0	0	0	0	1	0	0	0	0	0	0	1	1	4	0	.200
Feb 21	vs Stephen F. Austin	*3b	1	0	1	0	0	0	0	0	0	0	0	0	0	0	0	1	0	0	.273
Feb 26	at North Carolina	*3b	4	1	1	1	0	0	1	0	0	0	0	0	0	0	3	1	2	0	.267
Feb 27	at North Carolina	*3b	5	1	1	0	1	0	0	0	0	0	0	0	0	0	3	1	0	0	.250
Feb 28	at North Carolina	*3b	3	0	1	0	0	0	0	1	0	0	0	0	0	0	1	1	4	0	.261
Mar 01	INCARNATE WORD	*3b	4	2	2	0	2	0	0	0	0	1	0	0	0	0	1	0	1	0	.296
Mar 02	INCARNATE WORD	*3b	3	0	1	0	0	0	0	1	0	0	0	0	0	0	0	1	0	0	.300
Mar 04	INDIANA STATE	*3b	3	0	1	0	0	0	0	1	0	0	0	0	0	0	1	0	1	1	.303
Mar 05	INDIANA STATE	*3b	3	1	0	0	0	0	0	2	1	0	0	0	0	1	0	2	4	1	.278
Mar 06	INDIANA STATE	*3b	3	0	0	0	0	0	0	0	0	0	0	0	0	0	2	0	0	0	.256
Mar 08	at Missouri State	ph/3b	1	0	1	3	0	0	0	0	0	0	0	0	1	0	0	0	0	0	.275
Mar 11	ABILENE CHRISTIAN	*3b	4	1	3	0	1	0	0	0	1	0	0	0	0	0	0	1	1	0	.318
Mar 12	ABILENE CHRISTIAN	*3b	3	1	1	1	1	0	0	0	0	0	0	0	0	0	0	0	1	0	.319
Mar 14	ABILENE CHRISTIAN	*3b	3	0	1	0	0	0	0	2	0	0	0	0	0	0	0	0	4	1	.320
Mar 15	at Dallas Baptist	*3b	5	1	2	2	0	0	0	0	0	0	0	0	0	0	1	0	2	0	.327
Mar 18	MICHIGAN	*3b	3	1	0	0	0	0	0	1	0	0	0	0	0	0	1	0	1	0	.310
Mar 19	MICHIGAN	*3b	3	0	1	3	0	1	0	1	0	0	0	0	0	0	0	1	1	0	.311
Mar 20	MICHIGAN	*dh	3	0	1	2	1	0	0	0	0	0	0	0	1	0	0	0	0	0	.312
Mar 22	at Wichita State	*3b	5	2	3	2	1	1	0	1	0	0	0	0	0	0	0	1	1	0	.333
Mar 24	at Kansas State	*3b	4	0	1	1	0	0	0	0	0	0	0	0	0	0	2	0	2	0	.329
Mar 25	at Kansas State	*3b	3	1	1	0	0	0	0	1	0	0	0	0	0	1	0	0	3	0	.329
Mar 26	at Kansas State	*3b	5	1	1	1	0	0	1	0	0	0	0	0	0	0	3	2	3	0	.321
Mar 29	ARKANSAS	*3b	4	0	1	0	0	0	0	0	0	0	0	0	0	0	3	0	1	0	.318
Apr 01	at West Virginia	*3b	4	1	1	3	0	0	1	0	0	0	0	0	0	0	2	0	2	0	.315
Apr 02	at West Virginia	*3b	2	0	1	0	0	0	0	1	0	0	1	0	0	0	0	1	1	0	.319
Apr 03	at West Virginia	*3b	4	0	0	0	0	0	0	1	0	0	0	0	0	0	2	0	2	1	.305
Apr 08	TEXAS TECH	*3b	3	0	1	1	0	0	0	1	0	0	0	0	0	0	0	0	3	1	.306
Apr 09	TEXAS TECH	*3b	4	0	0	0	0	0	0	0	0	0	0	0	0	0	3	3	1	0	.294
Apr 10	TEXAS TECH	*3b	4	0	1	0	0	0	0	0	0	0	0	0	0	0	0	0	0	1	.292
Apr 12	ORAL ROBERTS	*3b	4	0	2	0	0	0	0	0	1	0	0	0	0	0	1	1	1	0	.300
Apr 15	at Baylor	*3b	5	0	1	1	1	0	0	1	0	0	0	0	0	0	0	1	1	1	.296
Apr 16	at Baylor-1	*3b	4	2	2	3	0	0	0	1	0	0	0	0	0	0	1	2	1	1	.303
Apr 16	at Baylor-2	*3b	3	0	1	0	1	0	0	1	0	0	0	0	0	0	0	2	1	0	.303
Apr 20	at Oklahoma	*3b	5	2	3	0	1	0	0	0	0	0	0	0	0	0	1	1	1	0	.315
Apr 22	TCU	*3b	4	1	2	1	0	0	0	0	1	0	1	0	0	0	1	0	1	0	.321
Apr 23	TCU	*3b	4	2	1	3	0	0	1	1	0	0	0	0	0	0	0	0	1	1	.319
Apr 24	TCU	*3b	5	0	0	0	0	0	0	0	0	0	0	0	0	0	2	0	1	0	.307
Apr 26	at Arkansas	*3b	5	0	2	1	0	0	0	0	1	0	0	0	0	0	0	0	0	0	.310
Apr 30	at Texas-1	*3b	2	0	1	0	0	0	0	2	0	0	0	0	0	0	0	0	5	0	.313
Apr 30	at Texas-2	*3b	5	2	0	0	0	0	0	0	0	0	0	0	0	0	1	0	1	0	.303
May 01	at Texas	*3b	4	1	2	0	1	0	0	1	0	0	0	0	0	0	0	1	0	0	.308
May 06	PRAIRIE VIEW A&M	*3b	2	2	1	1	1	0	0	2	0	0	0	0	1	0	0	1	3	0	.310
May 07	PRAIRIE VIEW A&M	*3b	4	0	2	2	0	1	0	0	1	0	0	0	0	0	0	1	3	0	.315
May 10	DALLAS BAPTIST	*3b	4	1	3	0	1	0	0	1	0	0	0	0	0	0	0	0	1	0	.325
May 13	vs Oklahoma	*3b	2	0	0	0	0	0	0	2	0	0	0	0	0	1	0	0	1	0	.321
May 14	vs Oklahoma	*3b	5	2	2	2	0	0	0	0	0	0	0	0	0	0	3	1	1	0	.324
May 15	vs Oklahoma	*3b	4	0	0	0	0	0	0	0	0	0	0	0	0	1	0	1	1	0	.316
May 17	at Oral Roberts	*3b	3	0	1	0	0	0	0	1	0	0	0	0	0	0	0	0	1	0	.317
May 20	KANSAS-1	*3b	4	0	0	0	0	0	0	0	0	0	0	0	0	0	0	1	0	0	.310
May 20	KANSAS-2	*3b	4	1	1	0	1	0	0	1	1	0	0	0	0	0	0	2	3	0	.309
May 21	KANSAS	*3b	3	0	0	0	0	0	0	1	0	0	0	0	0	0	0	0	0	0	.304
May 25	vs Texas	*3b	5	0	0	0	0	0	0	0	0	0	0	0	0	0	0	1	1	0	.296
May 26	vs TCU	*3b	4	0	2	1	1	0	0	0	0	0	0	0	0	0	1	0	0	0	.300
May 27	vs Texas	*3b	4	1	1	0	0	0	0	1	0	0	0	0	0	0	0	1	1	0	.299
Jun 03	vs Nebraska	*3b	5	1	1	1	0	0	0	0	0	0	0	0	0	0	0	0	3	0	.297
Jun 04	at Clemson	*3b	6	1	2	1	0	0	0	0	0	0	0	0	0	0	1	0	3	0	.298
Jun 05	at Clemson	*3b	4	1	1	0	0	0	0	0	0	0	0	0	0	0	1	2	1	0	.297
Totals			57gs	219	35	65	38	15	3	4	31	7	1	3	0	3	44	38	84	9	.297

On base pct. .387 • Slugging pct. .447



INDIVIDUAL GAME-BY-GAME

#37 Buffett, Tyler - 12 games (All games)

Date	Opponent	Pos	AB	R	H	RBI	2B	3B	HR	BB	SB	CS	HBP	SAC	SF	GDP	K	PO	A	E	Avg
Feb 21	vs Stephen F. Austin	p	0	0	0	0	0	0	0	0	0	0	0	0	0	0	0	0	2	0	.000
Feb 26	at North Carolina	p	0	0	0	0	0	0	0	0	0	0	0	0	0	0	0	0	3	0	.000
Feb 28	at North Carolina	p	0	0	0	0	0	0	0	0	0	0	0	0	0	0	0	0	1	0	.000
Mar 06	INDIANA STATE	p	0	0	0	0	0	0	0	0	0	0	0	0	0	0	0	2	0	0	.000
Mar 15	at Dallas Baptist	*p	0	0	0	0	0	0	0	0	0	0	0	0	0	0	0	0	1	0	.000
Mar 25	at Kansas State	p	0	0	0	0	0	0	0	0	0	0	0	0	0	0	0	1	2	0	.000
Mar 26	at Kansas State	p	0	0	0	0	0	0	0	0	0	0	0	0	0	0	0	0	1	0	.000
Apr 10	TEXAS TECH	p	0	0	0	0	0	0	0	0	0	0	0	0	0	0	0	0	1	0	.000
Apr 16	at Baylor-2	p	0	0	0	0	0	0	0	0	0	0	0	0	0	0	0	0	2	0	.000
May 14	vs Oklahoma	p	0	0	0	0	0	0	0	0	0	0	0	0	0	0	0	0	1	0	.000
May 15	vs Oklahoma	p	0	0	0	0	0	0	0	0	0	0	0	0	0	0	0	0	1	0	.000
Jun 04	at Clemson	*p	0	0	0	0	0	0	0	0	0	0	0	0	0	0	0	0	1	0	.000
Totals		2gs	0	0	0	0	0	0	0	0	0	0	0	0	0	0	0	3	16	0	.000

On base pct. .000 • Slugging pct. .000

#37 Buffett, Tyler - 34 appearances (All games)

Date	Opponent	GS	IP	H	R	ER	BB	SO	2B	3B	HR	WP	BK	HBP	IBB	Score	W-L	Sv	ERA	NP
Feb 19	at UT Arlington		3.0	1	0	0	1	1	0	0	0	0	0	0	0	2-3	0-0	0	0.00	30
Feb 21	vs Stephen F. Austin		3.1	2	0	0	4	2	0	0	0	0	0	0	1	4-5	0-0	0	0.00	56
Feb 26	at North Carolina		3.1	4	1	1	1	3	1	0	0	0	0	0	0	1-2	0-1	0	0.93	48
Feb 28	at North Carolina		3.1	1	1	1	1	3	0	0	0	0	0	0	0	3-4	0-1	0	1.38	50
Mar 02	INCARNATE WORD		2.0	1	0	0	1	3	0	0	0	1	0	0	0	3-2	1-1	0	1.20	34
Mar 04	INDIANA STATE		1.0	0	0	0	0	2	0	0	0	0	0	0	0	1-0	2-1	0	1.12	10
Mar 06	INDIANA STATE		3.1	1	0	0	0	5	0	0	0	0	0	0	0	0-2	2-1	0	0.93	46
Mar 12	ABILENE CHRISTIAN		1.0	1	0	0	0	0	0	0	0	0	0	0	0	16-0	2-1	0	0.89	6
Mar 15	at Dallas Baptist	*	6.0	3	2	1	1	7	2	0	0	1	0	1	0	7-6	3-1	0	1.03	101
Mar 19	MICHIGAN		2.0	2	2	2	3	2	0	0	0	0	0	0	0	5-4	3-1	1	1.59	41
Mar 22	at Wichita State		1.0	0	0	0	0	0	0	0	0	0	0	0	0	17-0	3-1	1	1.53	12
Mar 24	at Kansas State		1.0	1	0	0	0	2	0	0	0	0	0	0	0	2-1	3-1	2	1.48	18
Mar 25	at Kansas State		2.0	2	0	0	0	1	0	0	0	0	0	0	0	5-4	3-1	3	1.39	34
Mar 26	at Kansas State		3.0	1	0	0	1	4	0	0	0	0	0	1	0	5-4	4-1	3	1.27	41
Mar 29	ARKANSAS		1.0	2	1	1	0	1	1	0	0	0	0	0	0	5-4	4-1	4	1.49	24
Apr 01	at West Virginia		1.0	2	1	1	1	2	1	0	0	0	0	0	1	4-5	4-1	4	1.69	25
Apr 10	TEXAS TECH		1.1	1	0	0	1	2	0	0	0	0	0	0	0	5-15	4-1	4	1.63	32
Apr 12	ORAL ROBERTS		1.1	0	0	0	2	3	0	0	0	0	0	2	0	0-4	4-1	4	1.58	33
Apr 15	at Baylor		1.1	0	0	0	0	1	0	0	0	0	0	0	0	6-2	5-1	4	1.52	19
Apr 16	at Baylor-2		1.1	1	0	0	0	1	0	0	0	0	0	1	0	3-1	5-1	5	1.48	20
Apr 20	at Oklahoma		1.0	2	2	1	1	1	0	0	0	0	0	0	0	4-3	5-1	6	1.65	22
Apr 24	TCU		3.0	5	2	2	1	1	0	0	0	1	0	0	0	11-7	5-1	7	1.93	60
Apr 26	at Arkansas		0.2	0	0	0	0	0	0	0	0	0	0	0	0	6-7	5-1	7	1.90	7
Apr 30	at Texas-2		2.1	2	0	0	1	3	1	0	0	0	0	1	0	6-3	5-1	8	1.81	45
May 01	at Texas		1.0	0	0	0	0	2	0	0	0	0	0	0	0	8-4	5-1	8	1.78	11
May 07	PRAIRIE VIEW A&M		1.0	1	0	0	0	1	0	0	0	0	0	0	0	12-0	5-1	8	1.74	18
May 10	DALLAS BAPTIST		3.0	0	0	0	0	2	0	0	0	0	0	0	0	8-7	6-1	8	1.65	36
May 14	vs Oklahoma		1.1	3	4	4	3	1	1	0	0	1	0	0	0	10-9	6-1	8	2.25	37
May 15	vs Oklahoma		1.0	3	1	1	0	0	1	0	0	0	0	0	0	1-3	6-1	8	2.37	19
May 17	at Oral Roberts	*	1.0	3	2	2	1	3	0	0	0	0	0	0	0	1-3	6-2	8	2.64	30
May 20	KANSAS-1		1.2	0	0	0	0	1	0	0	0	0	0	0	0	4-3	6-2	9	2.56	22
May 26	vs TCU		0.0	4	6	6	1	0	1	0	0	1	0	1	1	5-13	6-3	9	3.47	19
May 27	vs Texas		0.2	3	5	1	1	0	2	0	0	0	0	0	0	8-12	6-3	9	3.58	17
Jun 04	at Clemson	*	7.0	7	1	1	3	6	1	0	0	0	0	0	0	12-2	7-3	9	3.34	106
Totals		3	67.1	59	31	25	29	66	12	0	0	5	0	7	3	190-144	7-3	9	3.34	-



INDIVIDUAL GAME-BY-GAME

#4 Chappell, Jacob - 36 games (All games)

Date	Opponent	Pos	AB	R	H	RBI	2B	3B	HR	BB	SB	CS	HBP	SAC	SF	GDP	K	PO	A	E	Avg
Feb 19	at UT Arlington	*2b	3	0	2	0	0	0	0	0	0	0	0	0	0	0	0	1	4	1	.667
Feb 20	vs Stephen F. Austin	*2b	4	0	0	1	0	0	0	0	0	0	0	0	0	0	1	2	7	0	.286
Feb 20	at UT Arlington	2b	0	0	0	0	0	0	0	0	0	0	0	0	0	0	0	0	0	0	.286
Feb 21	vs Stephen F. Austin	*2b	3	0	1	0	0	0	0	0	0	0	0	0	0	0	1	2	4	0	.300
Feb 26	at North Carolina	*2b	3	0	1	0	0	0	0	0	0	0	0	0	0	0	1	0	5	0	.308
Feb 27	at North Carolina	*2b	1	0	0	0	0	0	0	0	0	0	0	1	0	0	0	1	4	0	.286
Feb 28	at North Carolina	*2b	4	0	0	0	0	0	0	0	0	0	0	0	0	0	1	2	2	0	.222
Mar 01	INCARNATE WORD	*2b	3	0	0	1	0	0	0	0	0	0	0	0	1	0	0	2	4	0	.190
Mar 02	INCARNATE WORD	2b	0	0	0	0	0	0	0	0	0	0	0	0	0	0	0	0	1	0	.190
Mar 04	INDIANA STATE	2b	0	0	0	0	0	0	0	0	0	0	0	0	0	0	0	0	1	0	.190
Mar 05	INDIANA STATE	2b	0	0	0	0	0	0	0	0	0	0	0	0	0	0	0	0	0	0	.190
Mar 08	at Missouri State	2b	1	0	0	0	0	0	0	0	0	0	0	0	0	0	0	0	2	0	.182
Mar 11	ABILENE CHRISTIAN	2b	0	0	0	0	0	0	0	0	0	0	0	0	0	0	0	0	0	0	.182
Mar 12	ABILENE CHRISTIAN	ph/2b	2	0	0	0	0	0	0	1	0	0	0	0	0	0	0	2	4	0	.167
Mar 14	ABILENE CHRISTIAN	2b	0	0	0	0	0	0	0	0	0	0	0	1	0	0	0	1	1	1	.167
Mar 15	at Dallas Baptist	2b	1	0	0	0	0	0	0	0	0	0	0	0	0	0	1	1	1	0	.160
Mar 18	MICHIGAN	2b	1	0	0	0	0	0	0	0	0	0	0	0	0	0	0	0	1	0	.154
Mar 19	MICHIGAN	2b	0	0	0	0	0	0	0	1	0	0	0	0	0	0	0	1	0	0	.154
Mar 22	at Wichita State	2b	1	0	1	1	0	0	0	0	0	0	0	0	0	0	0	0	1	0	.185
Mar 24	at Kansas State	2b	0	0	0	0	0	0	0	0	0	0	0	0	0	0	0	0	2	0	.185
Mar 25	at Kansas State	2b	1	0	0	0	0	0	0	0	0	0	0	0	0	0	1	2	2	0	.179
Mar 26	at Kansas State	*2b	3	0	0	0	0	0	0	2	1	0	0	0	0	0	2	3	2	0	.161
Mar 29	ARKANSAS	ss	1	0	0	0	0	0	0	0	0	0	0	0	0	1	0	0	0	1	.156
Apr 01	at West Virginia	*ss	2	0	0	0	0	0	0	0	0	0	0	0	0	0	2	1	2	0	.147
Apr 02	at West Virginia	*ss	1	0	0	1	0	0	0	0	0	0	0	1	0	0	0	0	2	0	.143
Apr 03	at West Virginia	*ss	3	1	1	0	0	0	0	0	0	0	0	1	0	0	0	3	5	0	.158
Apr 15	at Baylor	pr	0	1	0	0	0	0	0	0	0	0	0	0	0	0	0	0	0	0	.158
Apr 16	at Baylor-1	2b	0	0	0	0	0	0	0	0	0	0	0	0	0	0	0	0	1	0	.158
Apr 23	TCU	2b	1	1	1	0	0	0	0	0	0	0	0	0	0	0	0	0	0	0	.179
Apr 24	TCU	2b	0	0	0	0	0	0	0	0	0	0	0	0	0	0	0	1	0	0	.179
Apr 26	at Arkansas	pr	0	0	0	0	0	0	0	0	0	0	0	0	0	0	0	0	0	0	.179
May 06	PRAIRIE VIEW A&M	2b	0	0	0	0	0	0	0	0	0	0	0	0	0	0	0	0	0	0	.179
May 07	PRAIRIE VIEW A&M	3b	1	0	1	0	0	0	0	0	0	0	0	0	0	0	0	0	0	0	.200
May 10	DALLAS BAPTIST	pr/3b	0	0	0	0	0	0	0	0	1	0	0	1	0	0	0	0	0	0	.200
May 13	vs Oklahoma	ph	1	0	0	0	0	0	0	0	0	0	0	0	0	0	1	0	0	0	.195
May 26	vs TCU	ph	1	0	0	0	0	0	0	0	0	0	0	0	0	0	1	0	0	0	.190
Totals		11gs	42	3	8	4	0	0	0	4	2	0	0	5	1	1	12	25	58	3	.190

On base pct. .255 • Slugging pct. .190



INDIVIDUAL GAME-BY-GAME

#25 Cobb, Trey - 16 games (All games)

Date	Opponent	Pos	AB	R	H	RBI	2B	3B	HR	BB	SB	CS	HBP	SAC	SF	GDP	K	PO	A	E	Avg
Feb 19	at UT Arlington	*p	0	0	0	0	0	0	0	0	0	0	0	0	0	0	0	1	0	0	.000
Mar 06	INDIANA STATE	p	0	0	0	0	0	0	0	0	0	0	0	0	0	0	0	0	1	0	.000
Mar 14	ABILENE CHRISTIAN	*p	0	0	0	0	0	0	0	0	0	0	0	0	0	0	0	1	1	0	.000
Mar 19	MICHIGAN	*p	0	0	0	0	0	0	0	0	0	0	0	0	0	0	0	0	1	0	.000
Mar 25	at Kansas State	*p	0	0	0	0	0	0	0	0	0	0	0	0	0	0	0	0	2	0	.000
Apr 01	at West Virginia	*dh	0	0	0	0	0	0	0	0	0	0	0	0	0	0	0	0	0	0	.000
Apr 02	at West Virginia	*p	0	0	0	0	0	0	0	0	0	0	0	0	0	0	0	0	2	0	.000
Apr 08	TEXAS TECH	*dh	0	0	0	0	0	0	0	0	0	0	0	0	0	0	0	0	0	0	.000
Apr 10	TEXAS TECH	*dh	0	0	0	0	0	0	0	0	0	0	0	0	0	0	0	0	0	0	.000
Apr 12	ORAL ROBERTS	*dh	0	0	0	0	0	0	0	0	0	0	0	0	0	0	0	0	0	0	.000
Apr 16	at Baylor-1	*p	0	0	0	0	0	0	0	0	0	0	0	0	0	0	0	2	2	0	.000
Apr 23	TCU	*p	0	0	0	0	0	0	0	0	0	0	0	0	0	0	0	0	2	0	.000
Apr 24	TCU	*dh	0	0	0	0	0	0	0	0	0	0	0	0	0	0	0	0	0	0	.000
May 01	at Texas	*p	0	0	0	0	0	0	0	0	0	0	0	0	0	0	0	0	1	0	.000
May 06	PRAIRIE VIEW A&M	*dh	0	0	0	0	0	0	0	0	0	0	0	0	0	0	0	0	0	0	.000
May 25	vs Texas	*p	0	0	0	0	0	0	0	0	0	0	0	0	0	0	0	1	2	0	.000
Totals		15gs	0	0	0	0	0	0	0	0	0	0	0	0	0	0	0	5	14	0	.000

On base pct. .000 • Slugging pct. .000

#25 Cobb, Trey - 20 appearances (All games)

Date	Opponent	GS	IP	H	R	ER	BB	SO	2B	3B	HR	WP	BK	HBP	IBB	Score	W-L	Sv	ERA	NP
Feb 19	at UT Arlington	*	5.0	6	3	1	2	5	0	0	0	0	0	0	0	2-3	0-1	0	1.80	87
Feb 27	at North Carolina		1.0	2	1	1	3	1	0	0	0	0	0	0	0	6-7	0-2	0	3.00	30
Feb 28	at North Carolina		0.1	1	1	1	1	0	0	0	0	0	0	0	0	3-4	0-3	0	4.26	10
Mar 02	INCARNATE WORD		1.0	0	0	0	0	2	0	0	0	0	0	0	0	3-2	0-3	1	3.68	9
Mar 04	INDIANA STATE		1.0	0	0	0	0	1	0	0	0	0	0	0	0	1-0	0-3	2	3.24	10
Mar 06	INDIANA STATE		1.0	0	0	0	0	0	0	0	0	0	0	0	0	0-2	0-3	2	2.89	8
Mar 08	at Missouri State		2.2	4	1	1	1	2	1	0	1	0	0	0	0	6-5	1-3	2	3.00	48
Mar 14	ABILENE CHRISTIAN	*	7.0	7	2	2	1	6	1	0	0	0	0	0	0	8-4	2-3	2	2.84	103
Mar 19	MICHIGAN	*	6.0	6	2	1	0	13	1	0	1	0	0	1	0	5-4	3-3	2	2.52	118
Mar 25	at Kansas State	*	4.1	3	1	0	4	5	1	0	0	0	0	0	0	5-4	3-3	2	2.15	79
Apr 02	at West Virginia	*	6.1	11	4	4	1	8	1	0	2	0	0	0	0	3-4	3-4	2	2.78	107
Apr 09	TEXAS TECH	*	4.1	9	4	4	2	3	2	0	0	0	0	0	0	2-8	3-5	2	3.38	80
Apr 16	at Baylor-1	*	8.0	7	3	2	1	12	1	0	0	1	0	0	0	10-7	4-5	2	3.19	126
Apr 23	TCU	*	4.1	5	5	5	4	7	0	0	1	0	0	1	0	6-11	4-6	2	3.78	109
May 01	at Texas	*	4.1	3	0	0	0	6	1	0	0	0	0	3	0	8-4	4-6	2	3.49	71
May 15	vs Oklahoma	*	6.0	4	2	2	3	8	0	1	0	1	1	0	0	1-3	4-7	2	3.45	119
May 21	KANSAS	*	1.0	0	0	0	0	1	0	0	0	0	0	0	0	8-1	4-7	2	3.39	14
May 25	vs Texas	*	4.0	6	3	3	2	5	1	0	0	0	0	0	0	10-4	4-7	2	3.59	74
Jun 03	vs Nebraska		2.0	0	0	0	1	2	0	0	0	0	0	1	0	6-0	4-7	2	3.49	30
Jun 05	at Clemson		3.0	0	0	0	2	4	0	0	0	1	0	0	0	9-2	4-7	3	3.34	46
Totals		12	72.2	74	32	27	28	91	10	1	5	3	1	6	0	102-79	4-7	3	3.34	-



INDIVIDUAL GAME-BY-GAME

#24 Costello, Conor - 29 games (All games)

Date	Opponent	Pos	AB	R	H	RBI	2B	3B	HR	BB	SB	CS	HBP	SAC	SF	GDP	K	PO	A	E	Avg
Feb 19	at UT Arlington	*dh	4	1	0	0	0	0	0	0	0	0	0	0	0	0	0	0	0	0	.000
Feb 20	vs Stephen F. Austin	*dh	4	1	2	2	1	0	0	1	0	0	0	0	0	0	0	0	0	0	.250
Feb 20	at UT Arlington	*dh	3	1	1	2	0	0	0	0	0	0	0	0	1	0	0	0	0	0	.273
Feb 21	vs Stephen F. Austin	*dh	4	1	1	2	1	0	0	1	0	0	0	0	0	0	0	0	0	0	.267
Feb 26	at North Carolina	*dh	3	0	0	0	0	0	0	1	0	0	0	0	0	0	1	0	0	0	.222
Feb 27	at North Carolina	*dh	3	0	1	1	0	0	0	1	0	0	1	0	0	0	1	0	0	0	.238
Feb 28	at North Carolina	ph/dh	3	0	1	0	0	0	0	1	0	0	0	0	0	0	0	0	0	0	.250
Mar 01	INCARNATE WORD	*dh	3	0	0	0	0	0	0	2	0	0	0	0	0	0	3	0	0	0	.222
Mar 05	INDIANA STATE	*dh	4	1	1	2	0	0	1	0	0	0	0	0	0	0	0	0	0	0	.226
Mar 06	INDIANA STATE	*dh	2	0	1	0	0	0	0	2	0	1	0	0	0	0	0	0	0	0	.242
Apr 01	at West Virginia	p	0	0	0	0	0	0	0	0	0	0	0	0	0	0	0	0	0	1	.242
Apr 12	ORAL ROBERTS	ph/dh	2	0	0	0	0	0	0	1	0	0	0	0	0	0	1	0	0	0	.229
Apr 15	at Baylor	ph	1	0	1	0	0	0	0	0	0	0	0	0	0	0	0	0	0	0	.250
Apr 16	at Baylor-2	*dh	2	0	0	0	0	0	0	2	0	0	0	0	0	0	0	0	0	0	.237
Apr 23	TCU	ph	1	0	0	0	0	0	0	0	0	0	0	0	0	0	1	0	0	0	.231
Apr 24	TCU	*of	3	2	3	3	0	1	1	2	0	0	0	0	0	0	0	2	0	0	.286
May 06	PRAIRIE VIEW A&M	ph/dh	4	0	2	3	1	0	0	0	0	0	0	0	0	0	1	0	0	0	.304
May 07	PRAIRIE VIEW A&M	*dh	3	0	1	0	1	0	0	0	0	0	0	0	0	0	0	0	0	0	.306
May 13	vs Oklahoma	*dh	4	0	1	0	1	0	0	0	0	0	0	0	0	0	1	0	0	0	.302
May 15	vs Oklahoma	ph	1	0	0	0	0	0	0	0	0	0	0	0	0	0	0	0	0	0	.296
May 17	at Oral Roberts	*dh	4	0	0	0	0	0	0	0	0	0	0	0	0	0	2	0	0	0	.276
May 20	KANSAS-1	*dh	3	0	1	1	0	0	0	1	0	0	0	0	0	0	1	0	0	0	.279
May 21	KANSAS	*dh	3	1	3	0	1	0	0	0	1	0	1	0	0	0	0	0	0	0	.312
May 25	vs Texas	*dh	5	1	2	4	0	0	1	0	0	0	0	0	0	0	1	0	0	0	.319
May 26	vs TCU	*dh	4	1	1	2	0	0	0	0	0	0	0	0	0	0	3	0	0	0	.315
May 27	vs Texas	*of	5	1	2	1	1	0	0	0	1	0	0	0	0	0	2	1	0	0	.321
Jun 03	vs Nebraska	*dh	4	1	3	4	0	0	1	1	0	0	0	0	0	0	1	0	0	0	.341
Jun 04	at Clemson	*dh	4	2	3	1	1	0	0	1	0	0	0	0	0	0	0	0	0	0	.360
Jun 05	at Clemson	*dh	4	1	2	2	1	0	1	0	0	0	0	0	0	0	1	0	0	0	.367
Totals		22gs	90	15	33	30	9	0	5	16	4	1	2	0	1	0	20	3	0	1	.367

On base pct. .468 • Slugging pct. .633

#24 Costello, Conor - 3 appearances (All games)

Date	Opponent	GS	IP	H	R	ER	BB	SO	2B	3B	HR	WP	BK	HBP	IBB	Score	W-L	Sv	ERA	NP
Apr 01	at West Virginia		1.0	1	1	0	0	0	0	0	0	0	0	0	0	4-5	0-0	0	0.00	17
May 10	DALLAS BAPTIST		2.0	4	2	2	0	4	0	1	0	0	1	0	0	8-7	0-0	0	6.00	32
May 14	vs Oklahoma		3.1	4	2	2	1	2	1	0	0	0	0	0	0	10-9	1-0	0	5.68	53
Totals		0	6.1	9	5	4	1	6	1	1	0	0	1	0	0	22-21	1-0	0	5.68	-



INDIVIDUAL GAME-BY-GAME

#42 Cowan, Jake - 3 games (All games)

Date	Opponent	Pos	AB	R	H	RBI	2B	3B	HR	BB	SB	CS	HBP	SAC	SF	GDP	K	PO	A	E	Avg
Apr 26	at Arkansas	p	0	0	0	0	0	0	0	0	0	0	0	0	0	0	0	0	1	0	.000
May 17	at Oral Roberts	p	0	0	0	0	0	0	0	0	0	0	0	0	0	0	0	0	1	0	.000
May 21	KANSAS	p	0	0	0	0	0	0	0	0	0	0	0	0	0	0	0	0	1	0	.000
Totals		0gs	0	0	0	0	0	0	0	0	0	0	0	0	0	0	0	0	3	0	.000

On base pct. .000 • Slugging pct. .000

#42 Cowan, Jake - 7 appearances (All games)

Date	Opponent	GS	IP	H	R	ER	BB	SO	2B	3B	HR	WP	BK	HBP	IBB	Score	W-L	Sv	ERA	NP
Mar 01	INCARNATE WORD		2.0	0	0	0	2	2	0	0	0	0	0	0	0	7-1	0-0	0	0.00	34
Mar 20	MICHIGAN		1.2	1	0	0	1	1	0	0	0	0	0	0	0	2-4	0-0	0	0.00	33
Apr 23	TCU		1.2	1	0	0	1	2	0	0	0	0	0	0	0	6-11	0-0	0	0.00	33
Apr 26	at Arkansas		0.2	2	2	2	0	1	1	1	0	0	1	0	0	6-7	0-1	0	3.00	20
May 13	vs Oklahoma		2.0	2	2	2	3	5	0	0	0	0	0	0	0	1-9	0-1	0	4.50	47
May 17	at Oral Roberts		1.0	0	0	0	1	0	0	0	0	0	0	0	0	1-3	0-1	0	4.00	14
May 21	KANSAS		0.2	0	0	0	0	1	0	0	0	0	0	0	0	8-1	0-1	0	3.72	6
Totals		0	9.2	6	4	4	8	12	1	1	0	0	1	0	0	31-36	0-1	0	3.72	-



INDIVIDUAL GAME-BY-GAME

#2 Davis, J.R. - 51 games (All games)

Date	Opponent	Pos	AB	R	H	RBI	2B	3B	HR	BB	SB	CS	HBP	SAC	SF	GDP	K	PO	A	E	Avg
Feb 27	at North Carolina	ph/2b	2	0	0	0	0	0	0	0	0	0	0	0	0	0	1	1	3	0	.000
Mar 04	INDIANA STATE	*2b	2	0	2	0	0	0	0	1	1	0	0	0	0	0	0	3	5	0	.500
Mar 05	INDIANA STATE	*2b	4	1	2	0	0	0	0	0	1	0	0	0	0	0	0	3	2	0	.500
Mar 06	INDIANA STATE	*2b	3	0	0	0	0	0	0	0	0	0	0	0	0	1	0	0	2	0	.364
Mar 08	at Missouri State	*2b	2	0	0	0	0	0	0	1	0	0	1	0	0	0	0	3	2	1	.308
Mar 11	ABILENE CHRISTIAN	*2b	4	1	1	0	0	0	0	0	0	0	0	0	0	0	0	0	5	0	.294
Mar 12	ABILENE CHRISTIAN	*2b	3	0	0	0	0	0	0	0	0	0	0	0	0	0	0	0	1	0	.250
Mar 14	ABILENE CHRISTIAN	*2b	2	1	1	0	0	0	0	1	0	0	0	1	0	0	0	1	4	1	.273
Mar 15	at Dallas Baptist	*2b	4	2	3	0	1	0	0	1	0	0	0	0	0	0	0	0	5	1	.346
Mar 18	MICHIGAN	*2b	4	0	1	1	0	0	0	0	0	0	0	0	0	0	0	3	5	0	.333
Mar 19	MICHIGAN	*2b	3	1	0	0	0	0	0	1	0	0	0	0	0	0	0	0	1	0	.303
Mar 20	MICHIGAN	*2b	4	0	2	0	0	0	0	1	0	0	0	0	0	0	0	2	3	0	.324
Mar 22	at Wichita State	*2b	4	1	1	0	0	0	0	1	0	1	0	0	0	0	1	1	2	0	.317
Mar 24	at Kansas State	*2b	4	0	1	0	0	0	0	0	0	0	0	0	0	1	1	0	3	0	.311
Mar 25	at Kansas State	*2b	3	0	1	0	0	0	0	0	1	0	1	0	0	0	1	1	2	0	.312
Mar 26	at Kansas State	*dh	5	1	1	2	1	0	0	0	0	0	0	0	1	0	1	0	0	0	.302
Mar 29	ARKANSAS	*2b	4	0	2	0	1	0	0	0	0	0	0	0	0	1	0	3	3	1	.316
Apr 01	at West Virginia	*2b	3	0	0	0	0	0	0	0	0	0	0	0	0	0	0	3	5	0	.300
Apr 02	at West Virginia	*2b	4	0	0	1	0	0	0	0	0	0	0	0	0	0	0	1	3	0	.281
Apr 03	at West Virginia	*2b	4	3	4	4	1	1	1	1	0	0	0	0	0	0	0	2	3	0	.324
Apr 08	TEXAS TECH	*2b	4	1	1	0	0	0	0	1	0	0	0	0	0	0	1	4	4	0	.319
Apr 09	TEXAS TECH	*2b	4	0	3	0	0	0	0	0	0	0	0	0	0	1	0	5	5	0	.342
Apr 10	TEXAS TECH	*2b	4	1	2	2	1	0	0	0	0	0	0	0	0	0	0	2	5	1	.350
Apr 12	ORAL ROBERTS	*2b	4	0	0	0	0	0	0	0	0	0	0	0	0	0	2	1	3	0	.333
Apr 15	at Baylor	*2b	6	0	0	0	0	0	0	0	0	0	0	0	0	0	0	5	8	0	.311
Apr 16	at Baylor-1	*2b	4	1	2	2	0	0	0	1	0	1	0	0	0	0	1	0	1	0	.319
Apr 16	at Baylor-2	*2b	4	1	2	2	1	0	0	0	0	0	1	0	0	0	1	6	0	0	.327
Apr 20	at Oklahoma	*2b	4	0	1	0	0	0	0	1	1	0	0	0	0	1	0	1	4	0	.324
Apr 22	TCU	*2b	4	3	4	1	1	0	0	1	0	0	0	0	0	0	0	2	2	1	.349
Apr 23	TCU	*2b	4	1	1	0	0	0	0	0	0	0	0	0	0	0	0	1	2	0	.345
Apr 24	TCU	*2b	4	1	2	0	0	0	0	1	0	0	0	0	0	0	1	3	3	0	.351
Apr 26	at Arkansas	*2b	5	1	0	0	0	0	0	0	0	0	0	0	0	0	0	4	3	0	.336
Apr 30	at Texas-1	*2b	5	0	2	2	0	0	0	0	0	0	0	0	0	0	1	2	3	0	.339
Apr 30	at Texas-2	*2b	5	1	1	0	1	0	0	0	0	0	0	0	0	0	0	3	2	0	.333
May 01	at Texas	*2b	3	0	0	1	0	0	0	0	0	0	1	1	0	0	1	2	2	0	.326
May 06	PRAIRIE VIEW A&M	*2b	5	2	2	2	1	0	0	0	0	0	0	0	0	0	0	1	1	0	.328
May 07	PRAIRIE VIEW A&M	*2b	4	2	2	2	0	1	0	1	1	0	0	0	0	0	1	1	2	0	.333
May 10	DALLAS BAPTIST	*2b	4	0	2	0	0	0	0	3	1	0	0	0	0	0	1	1	8	1	.338
May 13	vs Oklahoma	*2b	3	0	2	1	0	0	0	0	0	0	1	0	0	0	0	2	7	0	.345
May 14	vs Oklahoma	*2b	4	1	1	0	0	0	0	1	1	0	0	0	0	0	0	2	2	1	.342
May 15	vs Oklahoma	*2b	3	0	1	0	0	0	0	1	0	0	0	0	0	1	1	1	1	0	.342
May 17	at Oral Roberts	*2b	1	0	0	0	0	0	0	3	1	0	1	0	0	0	1	0	1	1	.340
May 20	KANSAS-1	*2b	4	1	1	0	0	0	0	0	0	0	0	0	0	0	0	2	3	0	.338
May 20	KANSAS-2	*2b	5	1	2	1	1	0	0	0	0	0	0	0	0	0	1	2	1	0	.339
May 21	KANSAS	*2b	5	2	3	2	0	0	0	0	0	0	0	0	0	0	0	0	2	0	.347
May 25	vs Texas	*2b	5	3	2	1	1	0	0	0	0	0	0	0	0	0	1	3	0	0	.349
May 26	vs TCU	*2b	3	1	1	0	0	0	0	1	0	0	0	0	0	0	0	2	5	0	.348
May 27	vs Texas	*2b	4	1	2	2	1	0	0	1	0	0	0	0	0	0	0	3	2	1	.352
Jun 03	vs Nebraska	*2b	5	2	3	1	0	0	0	0	1	0	0	0	0	0	0	3	2	0	.358
Jun 04	at Clemson	*2b	6	2	3	1	0	0	0	0	0	0	0	0	0	1	0	2	5	0	.363
Jun 05	at Clemson	*2b	4	1	1	0	0	0	0	0	0	0	0	1	0	0	1	0	2	0	.360
Totals		50gs	197	41	71	31	12	2	1	24	9	2	5	4	1	7	19	88	156	10	.360

On base pct. .441 • Slugging pct. .457



INDIVIDUAL GAME-BY-GAME

#34 Elliott, Jensen - 11 games (All games)

Date	Opponent	Pos	AB	R	H	RBI	2B	3B	HR	BB	SB	CS	HBP	SAC	SF	GDP	K	PO	A	E	Avg
Feb 20	at UT Arlington	*p	0	0	0	0	0	0	0	0	0	0	0	0	0	0	0	1	1	0	.000
Mar 12	ABILENE CHRISTIAN	*p	0	0	0	0	0	0	0	0	0	0	0	0	0	0	0	0	1	0	.000
Mar 26	at Kansas State	*p	0	0	0	0	0	0	0	0	0	0	0	0	0	0	0	0	2	2	.000
Apr 03	at West Virginia	*p	0	0	0	0	0	0	0	0	0	0	0	0	0	0	0	0	2	0	.000
Apr 16	at Baylor-2	*p	0	0	0	0	0	0	0	0	0	0	0	0	0	0	0	0	2	0	.000
Apr 24	TCU	*p	0	0	0	0	0	0	0	0	0	0	0	0	0	0	0	0	2	0	.000
Apr 30	at Texas-2	*p	0	0	0	0	0	0	0	0	0	0	0	0	0	0	0	0	3	0	.000
May 07	PRAIRIE VIEW A&M	*p	0	0	0	0	0	0	0	0	0	0	0	0	0	0	0	0	4	0	.000
May 20	KANSAS-2	*p	0	0	0	0	0	0	0	0	0	0	0	0	0	0	0	1	1	0	.000
May 27	vs Texas	*p	0	0	0	0	0	0	0	0	0	0	0	0	0	0	0	0	2	0	.000
Jun 05	at Clemson	*p	0	0	0	0	0	0	0	0	0	0	0	0	0	0	0	2	0	0	.000
Totals		11gs	0	0	0	0	0	0	0	0	0	0	0	0	0	0	0	4	20	2	.000

On base pct. .000 • Slugging pct. .000

#34 Elliott, Jensen - 16 appearances (All games)

Date	Opponent	GS	IP	H	R	ER	BB	SO	2B	3B	HR	WP	BK	HBP	IBB	Score	W-L	Sv	ERA	NP
Feb 20	at UT Arlington	*	5.0	4	0	0	0	5	0	0	0	1	0	1	0	5-3	1-0	0	0.00	85
Feb 28	at North Carolina	*	4.2	3	2	2	2	4	2	0	0	0	0	2	0	3-4	1-0	0	1.86	73
Mar 05	INDIANA STATE	*	4.0	8	2	2	2	5	0	0	1	1	0	0	0	9-2	1-0	0	2.63	83
Mar 12	ABILENE CHRISTIAN	*	5.0	2	0	0	3	6	2	0	0	2	0	0	0	16-0	2-0	0	1.93	74
Mar 20	MICHIGAN	*	6.0	7	4	2	3	8	1	0	0	0	0	0	0	2-4	2-1	0	2.19	109
Mar 26	at Kansas State	*	6.0	6	2	1	2	5	2	0	0	1	0	1	1	5-4	2-1	0	2.05	117
Apr 03	at West Virginia	*	9.0	4	1	1	4	4	0	0	1	1	0	1	0	8-1	3-1	0	1.82	133
Apr 10	TEXAS TECH	*	2.2	8	8	8	1	2	1	0	1	0	0	1	0	5-15	3-2	0	3.40	52
Apr 16	at Baylor-2	*	7.0	2	1	1	1	1	0	0	0	1	0	1	0	3-1	4-2	0	3.10	113
Apr 24	TCU	*	5.1	5	4	4	4	5	1	0	1	0	0	1	0	11-7	5-2	0	3.46	106
Apr 30	at Texas-2	*	5.0	4	2	2	0	4	1	0	0	0	0	0	0	6-3	6-2	0	3.47	96
May 07	PRAIRIE VIEW A&M	*	5.1	7	0	0	1	4	0	0	0	0	0	0	0	12-0	7-2	0	3.18	87
May 14	vs Oklahoma	*	3.2	5	3	3	4	5	2	0	0	1	0	0	0	10-9	7-2	0	3.41	99
May 20	KANSAS-2	*	6.0	2	1	1	4	1	0	0	0	1	0	0	0	9-2	8-2	0	3.25	105
May 27	vs Texas	*	4.2	7	3	3	2	2	1	0	0	1	0	0	0	8-12	8-2	0	3.40	86
Jun 05	at Clemson	*	6.0	4	1	1	1	8	0	0	0	0	0	0	0	9-2	9-2	0	3.27	105
Totals		16	85.1	78	34	31	34	69	13	0	4	10	0	8	1	121-69	9-2	0	3.27	-



INDIVIDUAL GAME-BY-GAME

#38 Gallo, Nick - 2 games (All games)

Date	Opponent	Pos	AB	R	H	RBI	2B	3B	HR	BB	SB	CS	HBP	SAC	SF	GDP	K	PO	A	E	Avg
Apr 01	at West Virginia	ss	0	0	0	0	0	0	0	0	0	0	0	0	0	0	0	0	0	0	.000
Apr 02	at West Virginia	ss	0	0	0	0	0	0	0	0	0	0	0	0	0	0	0	0	0	0	.000
Totals		0gs	0	0	0	0	0	0	0	0	0	0	0	0	0	0	0	0	0	0	.000

On base pct. .000 • Slugging pct. .000



INDIVIDUAL GAME-BY-GAME

#39 Hackerott, Alex - 4 games (All games)

Date	Opponent	Pos	AB	R	H	RBI	2B	3B	HR	BB	SB	CS	HBP	SAC	SF	GDP	K	PO	A	E	Avg	
Feb 21	vs Stephen F. Austin	p	0	0	0	0	0	0	0	0	0	0	0	0	0	0	0	0	0	1	0	.000
Mar 25	at Kansas State	p	0	0	0	0	0	0	0	0	0	0	0	0	0	0	0	1	0	0	0	.000
Apr 09	TEXAS TECH	p	0	0	0	0	0	0	0	0	0	0	0	0	0	0	0	0	1	0	0	.000
Apr 20	at Oklahoma	p	0	0	0	0	0	0	0	0	0	0	0	0	0	0	0	0	1	0	0	.000
Totals		0gs	0	0	0	0	0	0	0	0	0	0	0	0	0	0	0	1	2	1		.000

On base pct. .000 • Slugging pct. .000

#39 Hackerott, Alex - 12 appearances (All games)

Date	Opponent	GS	IP	H	R	ER	BB	SO	2B	3B	HR	WP	BK	HBP	IBB	Score	W-L	Sv	ERA	NP
Feb 20	vs Stephen F. Austin		0.1	0	0	0	0	0	0	0	0	0	0	0	0	8-2	0-0	0	0.00	5
Feb 21	vs Stephen F. Austin		0.0	0	0	0	2	0	0	0	0	0	0	0	1	4-5	0-0	0	0.00	11
Mar 18	MICHIGAN		0.2	0	0	0	1	0	0	0	0	0	0	0	0	6-3	0-0	0	0.00	8
Mar 20	MICHIGAN		0.1	0	0	0	0	0	0	0	0	0	0	0	0	2-4	0-0	0	0.00	4
Mar 25	at Kansas State		0.1	0	0	0	0	0	0	0	0	0	0	0	0	5-4	0-0	0	0.00	8
Apr 09	TEXAS TECH		0.2	2	0	0	0	1	0	0	0	0	0	0	0	2-8	0-0	0	0.00	13
Apr 20	at Oklahoma		0.1	0	0	0	0	0	0	0	0	0	0	0	0	4-3	0-0	0	0.00	2
Apr 23	TCU		0.1	2	1	1	0	0	0	0	0	0	0	0	0	6-11	0-0	0	3.00	8
May 01	at Texas		0.1	0	0	0	0	0	0	0	0	0	0	0	0	8-4	1-0	0	2.70	6
May 17	at Oral Roberts		1.0	0	0	0	0	3	0	0	0	0	0	0	0	1-3	1-0	0	2.08	14
May 21	KANSAS		1.2	0	0	0	0	2	0	0	0	0	0	0	0	8-1	1-0	0	1.50	16
May 26	vs TCU		0.2	3	2	2	0	1	0	0	2	0	0	0	0	5-13	1-0	0	4.05	21
Totals		0	6.2	7	3	3	3	7	0	0	2	0	0	0	1	59-61	1-0	0	4.05	-



INDIVIDUAL GAME-BY-GAME

#28 Hassel, Corey - 59 games (All games)

Date	Opponent	Pos	AB	R	H	RBI	2B	3B	HR	BB	SB	CS	HBP	SAC	SF	GDP	K	PO	A	E	Avg
Feb 19	at UT Arlington	*of	2	0	0	1	0	0	0	0	0	0	0	1	1	0	0	1	0	0	.000
Feb 20	vs Stephen F. Austin	*of	4	1	2	0	0	0	0	1	1	0	0	0	0	0	1	2	0	0	.333
Feb 20	at UT Arlington	*of	3	1	1	0	0	1	0	1	0	1	0	0	0	0	0	3	0	0	.333
Feb 21	vs Stephen F. Austin	*of	4	1	2	0	1	0	0	1	1	0	0	0	0	1	1	2	0	0	.385
Feb 26	at North Carolina	*of	4	0	1	0	0	0	0	0	0	0	0	0	0	0	0	0	0	0	.353
Feb 27	at North Carolina	*of	5	1	1	0	0	0	0	0	0	0	0	0	0	0	2	3	0	0	.318
Feb 28	at North Carolina	*of	5	1	1	0	0	0	0	0	0	0	0	0	0	0	1	2	0	0	.296
Mar 01	INCARNATE WORD	*of	4	2	1	1	1	0	0	0	2	0	1	0	0	0	0	3	0	0	.290
Mar 02	INCARNATE WORD	*of	2	2	2	1	1	0	0	1	0	0	1	0	0	0	0	4	1	0	.333
Mar 04	INDIANA STATE	*of	3	0	0	0	0	0	0	1	0	1	0	0	0	0	1	1	0	0	.306
Mar 05	INDIANA STATE	*of	3	1	0	0	0	0	0	1	0	0	1	0	0	0	0	1	0	0	.282
Mar 06	INDIANA STATE	*of	3	0	1	0	0	0	0	1	0	0	0	0	0	0	1	0	0	0	.286
Mar 08	at Missouri State	*of	2	1	0	0	0	0	0	1	0	0	1	1	0	0	1	2	0	0	.273
Mar 11	ABILENE CHRISTIAN	*of	4	1	2	2	2	0	0	0	0	0	0	0	0	0	0	2	0	0	.292
Mar 12	ABILENE CHRISTIAN	*of	6	3	3	1	1	0	1	0	1	0	0	0	0	0	1	0	0	0	.315
Mar 14	ABILENE CHRISTIAN	*of	2	2	2	2	0	0	0	1	1	0	0	1	1	0	0	0	0	0	.339
Mar 15	at Dallas Baptist	*of	2	1	1	1	0	0	0	1	0	2	1	1	0	0	0	0	0	0	.345
Mar 18	MICHIGAN	*of	3	2	1	0	1	0	0	1	1	0	0	0	0	0	1	3	0	0	.344
Mar 19	MICHIGAN	*of	3	0	0	0	0	0	0	1	0	0	0	0	0	0	3	2	0	0	.328
Mar 20	MICHIGAN	*of	4	0	0	0	0	0	0	0	0	0	0	0	0	0	2	3	0	0	.309
Mar 22	at Wichita State	*of	5	2	2	4	1	0	1	0	0	0	1	0	0	0	1	3	0	0	.315
Mar 24	at Kansas State	*of	4	0	1	1	0	0	0	0	0	0	0	0	0	0	1	1	0	0	.312
Mar 25	at Kansas State	*of	5	0	0	0	0	0	0	0	0	0	0	0	0	0	3	1	0	0	.293
Mar 26	at Kansas State	*of	5	1	2	0	2	0	0	0	0	1	1	0	0	0	1	2	0	0	.299
Mar 29	ARKANSAS	*of	4	0	1	0	0	0	0	0	0	0	0	0	0	0	0	2	0	0	.297
Apr 01	at West Virginia	*of	4	0	1	0	0	0	0	0	0	1	0	0	0	0	1	3	0	0	.295
Apr 02	at West Virginia	*of	3	0	0	0	0	0	0	1	0	0	0	0	0	1	0	2	0	0	.286
Apr 03	at West Virginia	*of	4	1	1	0	0	0	0	0	0	0	0	0	0	0	0	2	0	0	.284
Apr 08	TEXAS TECH	*of	5	0	1	0	0	0	0	0	0	0	0	0	0	0	2	0	0	0	.280
Apr 09	TEXAS TECH	*of	4	0	0	0	0	0	0	0	0	0	0	0	0	0	0	3	0	0	.270
Apr 10	TEXAS TECH	*of	4	1	1	1	1	0	0	0	0	0	0	0	0	0	1	0	0	0	.270
Apr 12	ORAL ROBERTS	*of	3	0	0	0	0	0	0	0	0	0	0	1	0	0	0	1	2	0	.263
Apr 15	at Baylor	*of	4	1	2	1	2	0	0	1	0	0	0	1	0	0	1	0	0	0	.270
Apr 16	at Baylor-1	*of	5	1	1	0	0	0	0	0	0	0	0	0	0	1	2	2	0	0	.268
Apr 16	at Baylor-2	*of	4	0	0	0	0	0	0	0	0	0	0	1	0	0	4	2	0	0	.260
Apr 20	at Oklahoma	*of	5	0	1	0	0	0	0	0	0	0	0	0	0	0	2	0	0	0	.257
Apr 22	TCU	*of	2	0	1	2	0	0	0	0	0	0	0	3	0	0	0	1	0	0	.261
Apr 23	TCU	*of	4	1	1	0	0	0	0	0	0	0	0	0	0	0	0	1	2	1	.261
Apr 24	TCU	*of	5	0	0	0	0	0	0	0	0	0	0	0	0	0	4	1	0	0	.252
Apr 26	at Arkansas	*of	4	0	0	0	0	0	0	0	0	0	0	1	0	0	2	3	0	0	.245
Apr 30	at Texas-1	*of	5	0	0	0	0	0	0	0	0	0	0	0	0	0	3	1	0	0	.237
Apr 30	at Texas-2	*of	4	2	1	0	1	0	0	0	1	0	0	1	0	0	0	4	0	0	.237
May 01	at Texas	*of	5	0	3	2	0	0	0	0	0	0	0	0	0	0	1	2	1	0	.248
May 06	PRAIRIE VIEW A&M	*of	4	2	3	2	1	0	1	1	1	0	0	0	0	0	1	2	0	0	.260
May 07	PRAIRIE VIEW A&M	*of	4	1	2	1	1	0	0	1	1	0	0	0	0	0	0	0	0	0	.266
May 10	DALLAS BAPTIST	*of	6	0	1	1	0	0	0	1	0	0	0	0	0	0	1	2	0	0	.263
May 13	vs Oklahoma	*of	2	0	0	0	0	0	0	0	0	0	1	1	0	0	1	1	0	0	.260
May 14	vs Oklahoma	*of	4	2	2	1	0	0	0	0	2	0	0	1	0	0	2	1	1	0	.265
May 15	vs Oklahoma	*of	4	1	1	0	0	0	0	0	1	0	0	0	0	0	1	0	0	0	.265
May 17	at Oral Roberts	*of	3	0	1	0	0	0	0	1	0	0	0	0	0	0	0	1	1	0	.266
May 20	KANSAS-1	*of	3	1	2	1	0	0	1	0	0	1	0	1	0	0	0	2	0	0	.272
May 20	KANSAS-2	*of	5	2	2	1	0	1	0	0	0	0	0	0	0	0	2	4	0	0	.275
May 21	KANSAS	*of	4	1	1	2	0	0	1	0	0	0	0	1	0	0	1	2	0	0	.275
May 25	vs Texas	*of	5	1	2	1	0	0	0	0	1	0	0	0	0	0	1	2	0	0	.278
May 26	vs TCU	*of	2	1	2	0	0	0	0	0	0	1	0	2	0	0	0	1	0	0	.284
May 27	vs Texas	*of	5	1	1	1	0	0	0	0	1	0	0	0	0	0	1	5	0	0	.282
Jun 03	vs Nebraska	*of	4	1	1	0	0	0	0	0	0	0	1	0	0	0	2	1	0	0	.282
Jun 04	at Clemson	*of	2	0	1	2	1	0	0	2	0	1	0	1	1	0	0	0	0	1	.284
Jun 05	at Clemson	*of	5	1	3	4	1	0	1	0	0	1	0	0	1	0	0	2	0	0	.291
Totals		59gs	227	45	66	37	18	2	6	20	15	10	9	19	3	4	58	98	6	2	.291

On base pct. .367 • Slugging pct. .467



INDIVIDUAL GAME-BY-GAME

#45 Hatch, Thomas - 19 games (All games)

Date	Opponent	Pos	AB	R	H	RBI	2B	3B	HR	BB	SB	CS	HBP	SAC	SF	GDP	K	PO	A	E	Avg
Feb 20	vs Stephen F. Austin	*p	0	0	0	0	0	0	0	0	0	0	0	0	0	0	0	0	3	0	.000
Feb 26	at North Carolina	*p	0	0	0	0	0	0	0	0	0	0	0	0	0	0	0	1	2	0	.000
Mar 04	INDIANA STATE	*p	0	0	0	0	0	0	0	0	0	0	0	0	0	0	0	0	1	0	.000
Mar 11	ABILENE CHRISTIAN	*p	0	0	0	0	0	0	0	0	0	0	0	0	0	0	0	1	1	0	.000
Mar 18	MICHIGAN	*p	0	0	0	0	0	0	0	0	0	0	0	0	0	0	0	0	1	1	.000
Mar 24	at Kansas State	*p	0	0	0	0	0	0	0	0	0	0	0	0	0	0	0	0	0	1	.000
Mar 29	ARKANSAS	*dh	0	0	0	0	0	0	0	0	0	0	0	0	0	0	0	0	0	0	.000
Apr 01	at West Virginia	*p	0	0	0	0	0	0	0	0	0	0	0	0	0	0	0	0	2	0	.000
Apr 08	TEXAS TECH	*p	0	0	0	0	0	0	0	0	0	0	0	0	0	0	0	1	2	0	.000
Apr 09	TEXAS TECH	*dh	0	0	0	0	0	0	0	0	0	0	0	0	0	0	0	0	0	0	.000
Apr 22	TCU	*p	0	0	0	0	0	0	0	0	0	0	0	0	0	0	0	0	5	0	.000
Apr 23	TCU	*dh	0	0	0	0	0	0	0	0	0	0	0	0	0	0	0	0	0	0	.000
Apr 30	at Texas-1	*p	0	0	0	0	0	0	0	0	0	0	0	0	0	0	0	0	3	0	.000
Apr 30	at Texas-2	*dh	0	0	0	0	0	0	0	0	0	0	0	0	0	0	0	0	0	0	.000
May 01	at Texas	*dh	0	0	0	0	0	0	0	0	0	0	0	0	0	0	0	0	0	0	.000
May 06	PRAIRIE VIEW A&M	*p	0	0	0	0	0	0	0	0	0	0	0	0	0	0	0	0	6	0	.000
May 20	KANSAS-1	*p	0	0	0	0	0	0	0	0	0	0	0	0	0	0	0	1	2	0	.000
May 26	vs TCU	*p	0	0	0	0	0	0	0	0	0	0	0	0	0	0	0	1	0	1	.000
Jun 03	vs Nebraska	*p	0	0	0	0	0	0	0	0	0	0	0	0	0	0	0	0	1	0	.000
Totals		19gs	0	0	0	0	0	0	0	0	0	0	0	0	0	0	0	5	29	3	.000

On base pct. .000 • Slugging pct. .000

#45 Hatch, Thomas - 16 appearances (All games)

Date	Opponent	GS	IP	H	R	ER	BB	SO	2B	3B	HR	WP	BK	HBP	IBB	Score	W-L	Sv	ERA	NP
Feb 20	vs Stephen F. Austin	*	7.0	5	2	2	2	1	0	0	0	0	0	0	0	8-2	0-0	0	2.57	79
Feb 26	at North Carolina	*	5.0	7	1	1	2	3	1	0	0	0	0	1	0	1-2	0-0	0	2.25	78
Mar 04	INDIANA STATE	*	7.0	6	0	0	0	5	0	0	0	0	0	0	0	1-0	0-0	0	1.42	89
Mar 11	ABILENE CHRISTIAN	*	8.0	8	2	2	0	8	0	0	0	0	0	0	0	8-2	1-0	0	1.67	112
Mar 18	MICHIGAN	*	4.0	6	3	2	3	3	0	0	0	0	0	1	0	6-3	1-0	0	2.03	80
Mar 24	at Kansas State	*	6.0	3	0	0	4	8	0	0	0	2	0	0	0	2-1	2-0	0	1.70	103
Apr 01	at West Virginia	*	7.0	5	2	2	3	5	0	0	1	0	0	1	0	4-5	2-0	0	1.84	106
Apr 08	TEXAS TECH	*	7.0	7	4	4	3	4	0	0	0	0	0	0	0	1-5	2-1	0	2.29	114
Apr 15	at Baylor	*	8.0	9	2	0	2	7	1	0	0	0	0	0	0	6-2	2-1	0	1.98	112
Apr 22	TCU	*	9.0	5	0	0	1	10	0	0	0	1	0	0	0	9-0	3-1	0	1.72	121
Apr 30	at Texas-1	*	9.0	5	0	0	1	6	0	0	0	0	0	1	0	3-0	4-1	0	1.52	117
May 06	PRAIRIE VIEW A&M	*	9.0	2	0	0	0	11	0	0	0	0	0	0	0	9-0	5-1	0	1.36	93
May 13	vs Oklahoma	*	5.1	4	7	7	4	4	2	0	1	2	0	1	0	1-9	5-2	0	1.97	98
May 20	KANSAS-1	*	7.1	7	3	3	1	8	0	0	0	0	0	2	0	4-3	6-2	0	2.10	121
May 26	vs TCU	*	6.2	9	4	4	0	9	2	1	0	0	0	0	0	5-13	6-2	0	2.31	117
Jun 03	vs Nebraska	*	7.0	6	0	0	2	10	0	0	0	0	1	0	0	6-0	7-2	0	2.16	108
Totals		16	112.1	94	30	27	28	102	6	1	2	5	1	7	0	74-47	7-2	0	2.16	-



INDIVIDUAL GAME-BY-GAME

#46 Lienhard, Joe - 1 game (All games)

Date	Opponent	Pos	AB	R	H	RBI	2B	3B	HR	BB	SB	CS	HBP	SAC	SF	GDP	K	PO	A	E	Avg	
Mar 02	INCARNATE WORD	*p	0	0	0	0	0	0	0	0	0	0	0	0	0	0	0	0	1	0	0	.000
Totals		1gs	0	0	0	0	0	0	0	0	0	0	0	0	0	0	0	0	1	0	0	.000

On base pct. .000 • Slugging pct. .000

#46 Lienhard, Joe - 15 appearances (All games)

Date	Opponent	GS	IP	H	R	ER	BB	SO	2B	3B	HR	WP	BK	HBP	IBB	Score	W-L	Sv	ERA	NP
Feb 27	at North Carolina		1.0	1	0	0	0	1	1	0	0	0	0	0	0	6-7	0-0	0	0.00	19
Mar 02	INCARNATE WORD	*	3.0	3	1	1	3	2	0	0	0	0	0	0	0	3-2	0-0	0	2.25	59
Mar 08	at Missouri State	*	2.1	1	3	1	4	1	0	0	0	0	0	0	0	6-5	0-0	0	2.84	49
Mar 15	at Dallas Baptist		0.1	0	0	0	1	1	0	0	0	0	0	0	0	7-6	0-0	0	2.70	9
Mar 19	MICHIGAN		1.0	1	0	0	0	2	0	0	0	0	0	0	0	5-4	0-0	0	2.35	21
Mar 25	at Kansas State		0.0	1	2	1	1	0	0	0	0	0	0	0	0	5-4	0-0	0	3.52	12
Apr 20	at Oklahoma		1.0	0	0	0	1	0	0	0	0	0	0	0	0	4-3	1-0	0	3.12	19
Apr 26	at Arkansas		2.0	2	2	2	1	2	0	0	0	0	0	0	0	6-7	1-0	0	4.22	45
May 07	PRAIRIE VIEW A&M		1.0	1	0	0	0	1	0	0	0	0	0	0	0	12-0	1-0	0	3.86	14
May 13	vs Oklahoma		1.2	0	0	0	0	0	0	0	0	0	0	0	0	1-9	1-0	0	3.38	19
May 17	at Oral Roberts		2.0	0	0	0	0	4	0	0	0	0	0	0	0	1-3	1-0	0	2.93	23
May 21	KANSAS		1.0	0	0	0	0	1	0	0	0	0	0	0	0	8-1	1-0	0	2.76	12
May 26	vs TCU		1.0	0	0	0	0	2	0	0	0	0	0	0	0	5-13	1-0	0	2.60	12
May 27	vs Texas		0.1	2	1	1	0	0	0	1	0	0	0	0	0	8-12	1-0	0	3.06	7
Jun 04	at Clemson		1.0	2	1	1	1	1	1	0	0	0	0	0	0	12-2	1-0	0	3.38	30
Totals		2	18.2	14	10	7	12	18	2	1	0	0	0	0	0	89-78	1-0	0	3.38	-



INDIVIDUAL GAME-BY-GAME

#13 Littell, Jon - 52 games (All games)

Date	Opponent	Pos	AB	R	H	RBI	2B	3B	HR	BB	SB	CS	HBP	SAC	SF	GDP	K	PO	A	E	Avg
Feb 20	vs Stephen F. Austin	*of	5	1	2	2	0	0	0	0	0	1	0	0	0	1	1	2	0	0	.400
Feb 20	at UT Arlington	*of	4	2	2	1	0	0	0	0	0	0	0	0	0	0	1	2	0	0	.444
Feb 21	vs Stephen F. Austin	*of	5	1	1	0	0	0	0	0	0	0	0	0	0	0	1	0	0	0	.357
Feb 26	at North Carolina	*of	4	0	1	0	0	0	0	0	0	1	0	0	0	0	1	2	0	0	.333
Feb 28	at North Carolina	*of	5	0	2	0	0	0	0	0	0	0	0	0	0	0	2	3	0	0	.348
Mar 01	INCARNATE WORD	*of	4	0	1	0	0	0	0	0	0	0	0	0	0	0	0	0	0	0	.333
Mar 02	INCARNATE WORD	*of	4	0	0	0	0	0	0	0	0	0	0	0	0	0	1	0	0	0	.290
Mar 04	INDIANA STATE	*of	4	0	0	0	0	0	0	0	0	0	0	0	0	0	0	2	0	0	.257
Mar 05	INDIANA STATE	*of	2	1	2	0	0	0	0	0	0	0	0	0	0	0	0	0	0	0	.297
Mar 06	INDIANA STATE	*of	2	0	1	0	0	0	0	1	0	0	0	0	0	0	0	4	0	0	.308
Mar 08	at Missouri State	*of	5	0	1	0	0	0	0	0	0	0	0	0	0	0	2	2	0	0	.295
Mar 11	ABILENE CHRISTIAN	*of	4	1	1	3	0	0	1	0	0	0	0	0	0	0	0	0	0	0	.292
Mar 12	ABILENE CHRISTIAN	*of	5	2	3	4	2	0	0	0	0	0	0	0	0	0	1	2	0	0	.321
Mar 14	ABILENE CHRISTIAN	*of	3	0	0	0	0	0	0	1	1	0	0	0	0	0	2	1	0	0	.304
Mar 15	at Dallas Baptist	*of	2	0	1	0	1	0	0	1	0	0	0	2	0	0	0	1	0	0	.310
Mar 18	MICHIGAN	*of	3	0	0	0	0	0	0	0	0	0	0	1	0	0	2	2	0	0	.295
Mar 19	MICHIGAN	*of	1	1	0	0	0	0	0	3	0	0	0	0	0	0	1	0	0	0	.290
Mar 20	MICHIGAN	*of	3	0	0	0	0	0	0	1	0	0	0	0	0	0	1	5	1	0	.277
Mar 22	at Wichita State	*of	2	2	0	0	0	0	0	2	0	0	0	0	0	0	0	1	0	0	.269
Mar 24	at Kansas State	*of	2	1	1	0	0	0	0	1	0	0	0	1	0	0	0	1	0	0	.275
Mar 25	at Kansas State	*of	4	1	2	2	0	0	1	0	0	0	0	0	0	0	1	0	0	0	.288
Mar 26	at Kansas State	*of	5	1	3	0	1	0	0	0	1	0	0	0	0	0	0	1	0	0	.308
Mar 29	ARKANSAS	*of	4	0	0	0	0	0	0	0	0	0	0	0	0	0	0	1	0	0	.293
Apr 01	at West Virginia	*of	4	0	0	0	0	0	0	0	0	0	0	0	0	0	2	1	0	0	.279
Apr 02	at West Virginia	*of	4	0	1	0	0	0	0	0	0	0	0	0	0	1	1	1	0	0	.278
Apr 03	at West Virginia	*of	3	0	0	0	0	0	0	0	0	0	0	0	0	0	2	2	0	0	.269
Apr 08	TEXAS TECH	*of	3	0	0	0	0	0	0	1	0	0	0	0	0	0	1	1	0	0	.260
Apr 09	TEXAS TECH	*of	3	0	1	0	0	0	0	0	0	0	0	0	0	0	0	1	0	0	.263
Apr 12	ORAL ROBERTS	*of	4	0	0	0	0	0	0	0	0	0	0	0	0	0	2	0	0	0	.252
Apr 15	at Baylor	*of	4	1	0	0	0	0	0	0	0	0	0	1	0	0	1	2	2	0	.243
Apr 16	at Baylor-1	*of	3	1	2	1	0	0	0	1	1	0	0	0	0	0	0	0	0	0	.255
Apr 20	at Oklahoma	*of	4	0	1	0	0	0	0	0	0	0	0	0	0	0	1	1	0	0	.254
Apr 22	TCU	*of	4	0	2	2	1	0	0	0	0	0	0	0	0	0	0	1	0	0	.263
Apr 23	TCU	*of	3	0	0	0	0	0	0	0	0	0	0	0	0	0	0	1	0	0	.256
Apr 26	at Arkansas	*of	3	1	1	0	0	0	0	1	0	0	0	0	0	0	2	2	0	0	.258
Apr 30	at Texas-1	*of	3	0	1	0	0	0	0	0	0	0	0	1	0	0	1	3	0	0	.260
Apr 30	at Texas-2	*of	3	0	1	0	0	0	0	1	0	0	0	0	0	0	0	0	0	0	.262
May 01	at Texas	*of	3	1	0	1	0	0	0	1	0	0	0	0	0	0	1	2	0	0	.256
May 06	PRAIRIE VIEW A&M	*of	2	1	0	0	0	0	0	1	0	0	0	0	0	0	0	2	0	0	.252
May 10	DALLAS BAPTIST	*of	4	0	1	1	0	1	0	0	0	0	0	1	0	0	0	1	0	0	.252
May 13	vs Oklahoma	*of	3	0	0	0	0	0	0	0	0	0	0	0	0	0	1	2	0	0	.246
May 14	vs Oklahoma	*of	4	1	2	1	2	0	0	1	0	0	0	0	0	0	1	1	0	0	.253
May 15	vs Oklahoma	*of	3	0	0	0	0	0	0	0	0	0	0	0	0	0	1	2	0	0	.248
May 17	at Oral Roberts	*of	4	0	0	0	0	0	0	0	0	0	0	0	0	0	2	0	0	0	.242
May 20	KANSAS-1	*of	3	0	1	1	1	0	0	0	0	0	0	0	0	0	0	3	1	0	.244
May 20	KANSAS-2	*of	3	0	0	0	0	0	0	1	0	0	0	0	0	0	0	5	0	0	.239
May 21	KANSAS	*of	2	0	0	1	0	0	0	0	0	0	1	0	0	0	1	2	0	0	.236
May 25	vs Texas	*of	4	1	2	0	0	0	0	0	0	0	0	0	0	0	1	1	0	0	.242
May 26	vs TCU	*of	4	0	0	0	0	0	0	0	0	0	0	0	0	0	0	2	0	0	.237
Jun 03	vs Nebraska	*of	4	0	3	0	0	0	0	0	0	0	0	0	0	0	0	0	0	0	.249
Jun 04	at Clemson	*of	5	3	3	1	0	0	0	0	0	0	0	0	0	0	1	0	1	0	.258
Jun 05	at Clemson	*of	4	1	2	2	1	0	0	0	0	0	0	0	0	0	0	1	0	0	.264
Totals		51gs	182	25	48	23	9	1	2	18	3	2	1	7	0	2	39	72	5	0	.264

On base pct. .333 • Slugging pct. .357



INDIVIDUAL GAME-BY-GAME

#3 McCain, Garrett - 39 games (All games)

Date	Opponent	Pos	AB	R	H	RBI	2B	3B	HR	BB	SB	CS	HBP	SAC	SF	GDP	K	PO	A	E	Avg
Feb 19	at UT Arlington	*of	4	0	1	0	0	0	0	1	0	0	0	0	0	0	0	2	0	0	.250
Feb 21	vs Stephen F. Austin	*of	3	0	0	0	0	0	0	1	0	1	0	0	0	0	0	6	0	0	.143
Feb 27	at North Carolina	*of	4	0	1	0	0	0	0	0	0	0	0	0	0	0	0	1	0	0	.182
Mar 01	INCARNATE WORD	*of	4	2	3	0	0	0	0	1	4	0	0	0	0	0	1	4	0	0	.333
Mar 02	INCARNATE WORD	*of	2	0	1	0	0	0	0	0	0	0	0	2	0	0	0	3	0	0	.353
Mar 04	INDIANA STATE	*dh	4	1	1	0	0	0	0	0	0	0	0	0	0	0	1	0	0	0	.333
Mar 05	INDIANA STATE	*of/of	4	1	1	1	1	0	0	1	1	0	0	0	0	0	0	4	0	0	.320
Mar 06	INDIANA STATE	*of	4	0	0	0	0	0	0	0	0	0	0	0	0	1	1	3	0	0	.276
Mar 08	at Missouri State	*of	3	1	0	0	0	0	0	1	1	0	0	1	0	0	2	5	0	0	.250
Mar 11	ABILENE CHRISTIAN	*of	1	1	0	0	0	0	0	2	0	1	0	0	0	0	0	0	0	0	.242
Mar 12	ABILENE CHRISTIAN	*of	5	0	1	1	0	0	0	0	0	0	0	0	0	0	1	4	0	0	.237
Mar 14	ABILENE CHRISTIAN	*of	1	3	0	0	0	0	0	1	2	0	2	0	0	0	0	2	0	0	.231
Mar 15	at Dallas Baptist	*of	4	0	0	0	0	0	0	1	0	0	0	0	0	0	1	2	0	0	.209
Mar 18	MICHIGAN	*of	3	1	0	0	0	0	0	1	1	0	0	0	0	0	0	1	0	0	.196
Mar 19	MICHIGAN	*of	4	0	0	0	0	0	0	0	0	0	0	0	0	0	3	0	0	0	.180
Mar 22	at Wichita State	*of/of	4	2	2	3	1	0	0	0	0	0	1	0	0	0	0	1	0	0	.204
Mar 26	at Kansas State	ph	0	0	0	0	0	0	0	1	0	0	0	0	0	0	0	0	0	0	.204
Apr 01	at West Virginia	ph	0	1	0	0	0	0	0	0	0	0	1	0	0	0	0	0	0	0	.204
Apr 02	at West Virginia	*dh	3	1	1	0	1	0	0	1	0	0	0	0	0	0	1	0	0	0	.211
Apr 03	at West Virginia	ph/of	0	1	0	0	0	0	0	1	0	0	0	0	0	0	0	1	0	0	.211
Apr 08	TEXAS TECH	ph	1	0	0	0	0	0	0	0	0	0	0	0	0	0	0	0	0	0	.207
Apr 10	TEXAS TECH	*of	2	1	2	0	0	0	0	1	0	0	0	0	0	0	0	5	0	0	.233
Apr 12	ORAL ROBERTS	*of	3	0	0	0	0	0	0	0	0	0	1	0	0	0	3	1	0	0	.222
Apr 15	at Baylor	ph	1	0	0	0	0	0	0	0	0	0	0	0	0	0	1	0	0	0	.219
Apr 16	at Baylor-1	of	0	0	0	0	0	0	0	0	0	0	0	0	0	0	0	0	0	0	.219
Apr 16	at Baylor-2	*of	3	0	0	0	0	0	0	1	0	0	0	0	0	0	0	1	0	0	.209
Apr 20	at Oklahoma	of	0	0	0	0	0	0	0	0	0	0	0	0	0	0	0	0	0	1	.209
Apr 23	TCU	ph/of	1	0	0	0	0	0	0	0	0	0	0	0	0	0	1	1	0	0	.206
Apr 24	TCU	of	0	0	0	0	0	0	0	0	0	0	0	0	0	0	0	0	0	0	.206
Apr 30	at Texas-1	pr/of	0	1	0	0	0	0	0	0	0	0	0	0	0	0	0	0	0	0	.206
Apr 30	at Texas-2	of	0	0	0	0	0	0	0	0	0	0	0	0	0	0	0	0	0	0	.206
May 01	at Texas	of	0	0	0	0	0	0	0	0	0	0	0	0	0	0	0	0	0	0	.206
May 06	PRAIRIE VIEW A&M	ph/of	1	0	0	0	0	0	0	0	0	0	0	0	0	0	0	0	0	0	.203
May 07	PRAIRIE VIEW A&M	*of	4	2	1	1	0	0	0	1	0	0	0	0	0	0	1	0	0	0	.205
May 10	DALLAS BAPTIST	pr/of	0	1	0	0	0	0	0	1	1	0	0	0	0	0	0	0	0	0	.205
May 13	vs Oklahoma	of	0	0	0	0	0	0	0	0	0	0	0	0	0	0	0	0	0	0	.205
May 20	KANSAS-2	pr/of	0	1	0	0	0	0	0	0	0	0	0	0	0	0	0	0	0	0	.205
May 21	KANSAS	of	0	0	0	0	0	0	0	0	0	0	0	0	0	0	0	0	0	0	.205
May 26	vs TCU	ph/of	1	0	0	0	0	0	0	0	0	0	0	0	0	0	1	0	0	0	.203
Totals		21gs	74	21	15	6	3	0	0	17	10	2	5	3	0	1	18	47	0	1	.203

On base pct. .385 • Slugging pct. .243



INDIVIDUAL GAME-BY-GAME

#27 Mertz, Michael - 7 games (All games)

Date	Opponent	Pos	AB	R	H	RBI	2B	3B	HR	BB	SB	CS	HBP	SAC	SF	GDP	K	PO	A	E	Avg
Mar 29	ARKANSAS	*p	0	0	0	0	0	0	0	0	0	0	0	0	0	0	0	0	2	0	.000
Apr 09	TEXAS TECH	p	0	0	0	0	0	0	0	0	0	0	0	0	0	0	0	0	1	0	.000
Apr 12	ORAL ROBERTS	*p	0	0	0	0	0	0	0	0	0	0	0	0	0	0	0	0	1	0	.000
Apr 23	TCU	p	0	0	0	0	0	0	0	0	0	0	0	0	0	0	0	0	0	1	.000
Apr 26	at Arkansas	*p	0	0	0	0	0	0	0	0	0	0	0	0	0	0	0	0	1	0	.000
May 01	at Texas	p	0	0	0	0	0	0	0	0	0	0	0	0	0	0	0	0	1	0	.000
May 07	PRAIRIE VIEW A&M	p	0	0	0	0	0	0	0	0	0	0	0	0	0	0	0	0	1	0	.000
Totals		3gs	0	0	0	0	0	0	0	0	0	0	0	0	0	0	0	0	7	1	.000

On base pct. .000 • Slugging pct. .000

#27 Mertz, Michael - 21 appearances (All games)

Date	Opponent	GS	IP	H	R	ER	BB	SO	2B	3B	HR	WP	BK	HBP	IBB	Score	W-L	Sv	ERA	NP
Feb 20	at UT Arlington		2.0	1	1	1	1	0	1	0	0	1	0	0	0	5-3	0-0	1	4.50	40
Feb 27	at North Carolina	*	2.0	3	3	3	5	1	0	0	0	0	0	0	0	6-7	0-0	1	9.00	60
Mar 02	INCARNATE WORD		3.0	3	1	1	2	1	0	0	0	0	0	0	0	3-2	0-0	1	6.43	48
Mar 06	INDIANA STATE	*	4.2	6	2	2	2	7	1	0	0	1	0	1	0	0-2	0-1	1	5.40	96
Mar 12	ABILENE CHRISTIAN		2.0	3	0	0	0	2	0	0	0	0	0	0	0	16-0	0-1	1	4.61	28
Mar 15	at Dallas Baptist		0.0	0	2	2	3	0	0	0	0	0	0	0	0	7-6	0-1	1	5.93	16
Mar 22	at Wichita State	*	7.0	2	0	0	2	9	0	0	0	1	0	3	0	17-0	1-1	1	3.92	107
Mar 29	ARKANSAS	*	5.0	4	3	2	2	6	1	0	0	0	1	0	0	5-4	1-1	1	3.86	74
Apr 09	TEXAS TECH		3.0	3	2	2	1	3	2	0	0	1	0	0	0	2-8	1-1	1	4.08	47
Apr 12	ORAL ROBERTS	*	6.0	4	3	3	3	10	1	0	1	1	0	0	0	0-4	1-2	1	4.15	105
Apr 20	at Oklahoma	*	2.0	3	1	1	0	2	3	0	0	0	0	0	0	4-3	1-2	1	4.17	32
Apr 23	TCU		2.2	2	2	1	3	2	0	0	0	2	0	0	0	6-11	1-2	1	4.12	59
Apr 26	at Arkansas	*	3.0	4	2	2	3	2	0	0	1	0	0	1	0	6-7	1-2	1	4.25	74
Apr 30	at Texas-2		1.2	1	1	1	2	4	0	0	0	0	0	0	0	6-3	1-2	1	4.30	40
May 01	at Texas		1.0	0	0	0	1	2	0	0	0	0	0	0	0	8-4	1-2	1	4.20	19
May 07	PRAIRIE VIEW A&M		0.2	0	0	0	3	0	0	0	0	0	0	0	0	12-0	1-2	1	4.14	17
May 14	vs Oklahoma		0.1	0	0	0	0	0	0	0	0	0	0	0	0	10-9	1-2	2	4.11	8
May 15	vs Oklahoma		1.0	1	0	0	1	2	0	0	0	0	0	0	0	1-3	1-2	2	4.02	19
May 20	KANSAS-2		0.2	1	1	1	2	1	0	0	0	0	0	0	0	9-2	1-2	2	4.15	29
May 25	vs Texas		3.0	1	0	0	1	4	0	0	0	0	0	0	0	10-4	1-2	3	3.91	39
May 27	vs Texas		0.0	0	3	3	2	0	0	0	0	0	0	1	0	8-12	1-3	3	4.44	13
Totals		7	50.2	42	27	25	39	58	9	0	2	7	1	6	0	141-94	1-3	3	4.44	-



INDIVIDUAL GAME-BY-GAME

#6 Petrino, David - 20 games (All games)

Date	Opponent	Pos	AB	R	H	RBI	2B	3B	HR	BB	SB	CS	HBP	SAC	SF	GDP	K	PO	A	E	Avg	
Feb 20	at UT Arlington	*2b	3	0	0	0	0	0	0	0	0	0	0	0	0	0	0	0	0	0	0	.000
Feb 21	vs Stephen F. Austin	2b	1	0	0	0	0	0	0	0	0	0	0	0	0	0	0	0	0	0	0	.000
Mar 02	INCARNATE WORD	*2b	3	0	0	0	0	0	0	0	0	0	0	0	0	0	0	3	2	0	0	.000
Mar 08	at Missouri State	*3b	2	0	0	0	0	0	0	1	0	0	0	0	0	0	0	1	1	0	0	.000
Mar 12	ABILENE CHRISTIAN	ph/3b	0	2	0	0	0	0	0	1	0	0	1	0	0	0	0	0	0	2	0	.000
Mar 14	ABILENE CHRISTIAN	*dh	3	0	1	2	1	0	0	0	0	0	0	0	1	0	0	0	0	0	0	.083
Mar 20	MICHIGAN	*3b	4	0	0	0	0	0	0	0	0	0	0	0	0	0	2	2	2	0	0	.062
Mar 22	at Wichita State	ph/dh	2	1	0	0	0	0	0	0	0	0	0	0	0	0	0	0	0	0	0	.056
Apr 01	at West Virginia	2b	0	0	0	0	0	0	0	0	0	0	0	0	0	0	0	0	0	0	0	.056
Apr 02	at West Virginia	ph	1	0	0	0	0	0	0	0	0	0	0	0	0	0	0	0	0	0	0	.053
Apr 09	TEXAS TECH	ph/dh	3	0	2	0	0	0	0	0	0	0	0	0	0	0	0	0	0	0	0	.136
Apr 10	TEXAS TECH	ph/dh	3	0	1	0	0	0	0	0	0	1	0	0	0	0	0	0	0	0	0	.160
Apr 22	TCU	ph	1	0	0	0	0	0	0	0	0	0	0	0	0	0	0	0	0	0	0	.154
Apr 23	TCU	ph/dh	4	0	0	0	0	0	0	0	0	0	1	0	0	0	2	0	0	0	0	.133
Apr 30	at Texas-2	ph/dh	4	0	1	0	1	0	0	0	0	0	0	0	0	0	0	0	0	0	0	.147
May 06	PRAIRIE VIEW A&M	pr/dh	1	0	0	0	0	0	0	0	0	0	0	0	0	0	0	0	0	0	0	.143
May 07	PRAIRIE VIEW A&M	ph/dh	2	0	0	0	0	0	0	0	0	0	0	0	0	1	0	0	0	0	0	.135
May 13	vs Oklahoma	ph	1	0	0	0	0	0	0	0	0	0	0	0	0	0	1	0	0	0	0	.132
May 21	KANSAS	ph	1	1	1	1	0	0	0	0	0	0	0	0	0	0	0	0	0	0	0	.154
May 26	vs TCU	ph	1	0	0	0	0	0	0	0	0	0	0	0	0	0	0	0	0	0	0	.150
Totals		5gs	40	4	6	3	2	0	0	2	0	1	2	0	1	1	5	6	7	0	0	.150

On base pct. .222 • Slugging pct. .200



INDIVIDUAL GAME-BY-GAME

#30 Reed, Remy - 5 games (All games)

Date	Opponent	Pos	AB	R	H	RBI	2B	3B	HR	BB	SB	CS	HBP	SAC	SF	GDP	K	PO	A	E	Avg
Mar 29	ARKANSAS	p	0	0	0	0	0	0	0	0	0	0	0	0	0	0	0	0	1	0	.000
Apr 08	TEXAS TECH	p	0	0	0	0	0	0	0	0	0	0	0	0	0	0	0	0	1	0	.000
Apr 16	at Baylor-2	p	0	0	0	0	0	0	0	0	0	0	0	0	0	0	0	0	1	0	.000
May 20	KANSAS-2	p	0	0	0	0	0	0	0	0	0	0	0	0	0	0	0	0	0	1	.000
May 27	vs Texas	p	0	0	0	0	0	0	0	0	0	0	0	0	0	0	0	0	1	0	.000
Totals		Ogs	0	0	0	0	0	0	0	0	0	0	0	0	0	0	0	0	4	1	.000

On base pct. .000 • Slugging pct. .000

#30 Reed, Remy - 23 appearances (All games)

Date	Opponent	GS	IP	H	R	ER	BB	SO	2B	3B	HR	WP	BK	HBP	IBB	Score	W-L	Sv	ERA	NP
Feb 20	vs Stephen F. Austin		1.2	0	0	0	1	1	0	0	0	0	0	0	0	8-2	1-0	0	0.00	18
Feb 21	vs Stephen F. Austin		1.1	4	4	4	1	3	1	1	0	0	0	1	0	4-5	1-1	0	12.00	39
Feb 27	at North Carolina		1.1	0	0	0	0	1	0	0	0	0	0	0	0	6-7	1-1	0	8.31	22
Mar 05	INDIANA STATE		3.0	2	0	0	0	4	0	0	0	0	0	0	0	9-2	1-1	1	4.91	44
Mar 08	at Missouri State		3.0	1	0	0	2	4	1	0	0	1	0	0	0	6-5	1-1	1	3.48	59
Mar 14	ABILENE CHRISTIAN		1.0	1	0	0	0	2	0	0	0	0	0	0	0	8-4	1-1	1	3.18	12
Mar 15	at Dallas Baptist		0.2	1	2	2	1	0	1	0	0	0	0	1	0	7-6	1-1	1	4.50	22
Mar 18	MICHIGAN		3.1	1	0	0	2	2	0	0	0	0	0	0	0	6-3	2-1	1	3.52	51
Mar 22	at Wichita State		1.0	0	0	0	0	3	0	0	0	0	0	0	0	17-0	2-1	1	3.31	12
Mar 24	at Kansas State		2.0	1	1	1	0	3	0	0	1	0	0	0	0	2-1	2-1	1	3.44	34
Mar 26	at Kansas State		1.0	1	2	2	0	0	0	0	0	1	0	1	0	5-4	2-1	1	4.19	16
Mar 29	ARKANSAS		3.0	2	0	0	2	3	0	0	0	2	0	0	0	5-4	3-1	1	3.63	69
Apr 02	at West Virginia		0.2	0	0	0	1	1	0	0	0	0	0	0	0	3-4	3-1	1	3.52	13
Apr 08	TEXAS TECH		2.0	2	1	0	0	2	1	0	0	0	0	0	0	1-5	3-1	1	3.24	29
Apr 10	TEXAS TECH		0.0	1	2	2	1	0	0	0	0	0	0	0	0	5-15	3-1	1	3.96	9
Apr 16	at Baylor-2		0.2	0	0	0	2	1	0	0	0	0	0	0	0	3-1	3-1	1	3.86	14
Apr 20	at Oklahoma		1.1	1	0	0	0	3	1	0	0	0	0	0	0	4-3	3-1	1	3.67	23
Apr 24	TCU		0.2	1	1	1	0	1	1	0	0	1	0	0	0	11-7	3-1	1	3.90	14
May 01	at Texas		1.0	0	2	2	2	1	0	0	0	0	0	0	0	8-4	3-1	1	4.40	20
May 15	vs Oklahoma		1.0	1	0	0	0	1	0	0	0	0	0	0	0	1-3	3-1	1	4.25	14
May 20	KANSAS-2		2.0	2	0	0	0	3	1	0	0	0	0	0	0	9-2	3-1	1	3.98	43
May 25	vs Texas		2.0	3	1	1	0	4	1	0	0	0	0	0	0	10-4	4-1	1	4.01	32
May 27	vs Texas		1.2	0	0	0	1	1	0	0	0	0	0	0	0	8-12	4-1	1	3.82	29
Totals		0	35.1	25	16	15	16	44	8	1	1	5	0	3	0	146-103	4-1	1	3.82	-



INDIVIDUAL GAME-BY-GAME

#44 Rosa, Andrew - 31 games (All games)

Date	Opponent	Pos	AB	R	H	RBI	2B	3B	HR	BB	SB	CS	HBP	SAC	SF	GDP	K	PO	A	E	Avg
Feb 19	at UT Arlington	pr	0	0	0	0	0	0	0	0	0	0	0	0	0	0	0	0	0	0	.000
Feb 20	vs Stephen F. Austin	pr/1b	1	1	0	0	0	0	0	0	0	0	0	0	0	0	0	2	0	0	.000
Feb 21	vs Stephen F. Austin	*3b	4	0	0	0	0	0	0	0	0	0	0	0	0	1	0	0	1	0	.000
Feb 27	at North Carolina	pr/1b	1	0	0	0	0	0	0	0	0	0	0	0	0	0	0	3	0	0	.000
Mar 02	INCARNATE WORD	*dh	2	0	0	0	0	0	0	1	0	0	0	0	0	0	1	0	0	0	.000
Mar 05	INDIANA STATE	ph	1	0	0	0	0	0	0	0	0	0	0	0	0	0	0	0	0	0	.000
Mar 08	at Missouri State	*dh	4	0	0	0	0	0	0	1	0	0	0	0	0	0	4	0	0	0	.000
Mar 11	ABILENE CHRISTIAN	*dh	4	0	0	0	0	0	0	0	0	0	0	0	0	0	0	0	0	0	.000
Mar 12	ABILENE CHRISTIAN	*dh	5	2	2	1	1	0	0	0	0	0	0	0	0	0	1	0	0	0	.091
Mar 15	at Dallas Baptist	*dh	3	1	1	1	0	0	0	1	0	0	1	0	0	0	0	0	0	0	.120
Mar 18	MICHIGAN	*dh	2	0	0	0	0	0	0	2	0	1	0	0	0	0	1	0	0	0	.111
Mar 19	MICHIGAN	*dh	0	2	0	0	0	0	0	2	1	0	2	1	0	0	0	0	0	0	.111
Mar 20	MICHIGAN	*of	4	0	1	0	0	0	0	0	0	0	0	0	0	0	2	0	0	0	.129
Mar 22	at Wichita State	*dh	4	2	3	2	0	0	0	0	0	0	0	0	0	0	1	0	0	0	.200
Mar 24	at Kansas State	*dh	2	0	0	0	0	0	0	1	1	0	1	0	0	0	1	0	0	0	.189
Mar 25	at Kansas State	*dh	3	0	0	0	0	0	0	1	0	0	0	0	0	0	1	0	0	0	.175
Mar 29	ARKANSAS	ph/dh	3	1	1	0	0	0	0	1	1	0	0	0	0	0	0	0	0	0	.186
Apr 01	at West Virginia	pr	0	1	0	0	0	0	0	0	0	0	0	0	0	0	0	0	0	0	.186
Apr 03	at West Virginia	ph/of	1	0	0	0	0	0	0	0	0	0	0	0	0	0	0	0	0	0	.182
Apr 15	at Baylor	*dh	4	0	0	0	0	0	0	0	0	0	0	0	0	0	1	0	0	0	.167
Apr 16	at Baylor-2	pr	0	0	0	0	0	0	0	0	0	1	0	0	0	0	0	0	0	0	.167
Apr 20	at Oklahoma	ph/1b	2	0	2	2	0	0	0	0	0	0	0	0	0	0	0	5	0	0	.200
Apr 22	TCU	1b	1	0	0	0	0	0	0	0	0	0	0	0	0	0	0	6	0	0	.196
Apr 23	TCU	*1b	4	0	1	1	0	0	0	0	0	0	0	0	0	0	0	9	0	0	.200
Apr 30	at Texas-2	*1b	4	0	2	1	0	0	0	0	0	0	0	0	0	0	0	8	1	0	.220
May 01	at Texas	ph/1b	1	1	1	1	0	0	0	0	0	0	1	0	0	0	0	2	0	0	.233
May 06	PRAIRIE VIEW A&M	1b	1	0	0	0	0	0	0	0	0	0	0	0	0	0	0	3	0	0	.230
May 07	PRAIRIE VIEW A&M	ph/1b	2	1	1	0	0	0	0	0	0	0	0	0	0	0	0	3	0	0	.238
May 10	DALLAS BAPTIST	ph/1b	3	0	1	1	0	0	0	0	0	0	0	0	0	0	0	6	0	0	.242
May 13	vs Oklahoma	ph/1b	1	0	0	0	0	0	0	0	0	0	0	0	0	0	0	2	0	0	.239
May 26	vs TCU	ph	1	0	0	0	0	0	0	0	0	0	0	0	0	0	1	0	0	0	.235
Totals		15gs	68	12	16	10	1	0	0	10	3	2	5	1	0	1	14	49	2	0	.235

On base pct. .373 • Slugging pct. .250



INDIVIDUAL GAME-BY-GAME

#18 Simpson, Colin - 31 games (All games)

Date	Opponent	Pos	AB	R	H	RBI	2B	3B	HR	BB	SB	CS	HBP	SAC	SF	GDP	K	PO	A	E	Avg
Feb 19	at UT Arlington	ph	1	0	1	0	0	1	0	0	0	0	0	0	0	0	0	0	0	0	1.000
Feb 20	at UT Arlington	*c	4	0	0	0	0	0	0	0	0	0	0	0	0	0	1	5	1	0	.200
Feb 27	at North Carolina	*c	4	0	1	0	0	0	0	1	0	0	0	0	0	0	1	7	2	1	.222
Feb 28	at North Carolina	*dh	0	0	0	0	0	0	0	0	0	0	0	0	0	0	0	0	0	0	.222
Mar 22	at Wichita State	c	0	0	0	0	0	0	0	0	0	0	0	0	0	0	0	0	0	0	.222
Mar 26	at Kansas State	c	0	0	0	0	0	0	0	0	0	0	0	0	0	0	0	0	0	0	.222
Apr 01	at West Virginia	ph/dh	4	0	0	0	0	0	0	0	0	0	0	0	0	0	1	1	1	0	.154
Apr 08	TEXAS TECH	ph/dh	3	0	0	0	0	0	0	1	0	0	0	0	0	0	1	0	0	0	.125
Apr 09	TEXAS TECH	c	1	1	1	1	0	0	1	0	0	0	0	0	0	0	0	1	1	0	.176
Apr 10	TEXAS TECH	*c	4	0	1	0	0	0	0	0	0	0	0	0	0	0	1	6	1	0	.190
Apr 12	ORAL ROBERTS	ph/c	0	0	0	0	0	0	0	1	0	0	0	0	0	0	0	3	0	0	.190
Apr 15	at Baylor	c	2	1	1	1	1	0	0	0	0	0	0	0	0	0	0	2	2	0	.217
Apr 16	at Baylor-1	*dh	5	1	1	2	0	0	1	0	0	0	0	0	0	0	2	0	0	0	.214
Apr 16	at Baylor-2	*c	2	1	0	0	0	0	0	1	0	0	1	0	0	0	0	1	0	0	.200
Apr 20	at Oklahoma	*dh	4	0	2	1	0	0	0	0	0	0	0	0	0	0	2	0	0	0	.235
Apr 22	TCU	*dh	5	1	0	0	0	0	0	0	0	0	0	0	0	0	3	0	0	0	.205
Apr 23	TCU	ph/c	1	0	0	0	0	0	0	1	0	0	0	0	0	0	0	2	0	0	.200
Apr 24	TCU	ph/dh	5	1	1	1	0	0	0	0	0	0	0	0	0	0	4	0	0	0	.200
Apr 26	at Arkansas	*dh	3	1	0	0	0	0	0	2	0	0	0	0	0	0	0	0	0	0	.188
Apr 30	at Texas-1	*dh	4	0	1	0	0	0	0	0	0	0	0	0	0	0	1	0	0	0	.192
Apr 30	at Texas-2	*c	3	0	0	0	0	0	0	0	0	0	0	0	0	0	2	3	0	0	.182
May 01	at Texas	ph/dh	4	2	1	2	1	0	0	1	0	0	0	0	0	0	1	0	0	0	.186
May 07	PRAIRIE VIEW A&M	*c	1	1	0	0	0	0	0	1	0	0	0	0	0	0	1	4	0	0	.183
May 10	DALLAS BAPTIST	*dh	6	2	2	0	0	0	0	0	0	0	0	0	0	0	3	0	0	0	.197
May 13	vs Oklahoma	ph	1	0	0	0	0	0	0	0	0	0	0	0	0	0	0	0	0	0	.194
May 14	vs Oklahoma	*dh	5	1	3	1	1	0	0	0	0	0	0	0	0	0	2	0	0	0	.222
May 15	vs Oklahoma	*dh	2	0	0	0	0	0	0	0	0	0	0	0	0	0	2	0	0	0	.216
May 17	at Oral Roberts	ph	1	0	0	0	0	0	0	0	0	0	0	0	0	0	0	0	0	0	.213
May 20	KANSAS-2	*dh	5	1	2	0	0	0	0	0	0	0	0	0	0	0	1	0	0	0	.225
May 26	vs TCU	ph/c	1	0	0	0	0	0	0	0	0	0	0	0	0	0	0	1	1	0	.222
May 27	vs Texas	*dh	3	1	0	0	0	0	0	1	0	0	0	0	0	0	1	0	0	0	.214
Totals		17gs	84	15	18	9	3	1	2	10	0	0	1	0	0	0	30	36	9	1	.214

On base pct. .305 • Slugging pct. .345



INDIVIDUAL GAME-BY-GAME

#8 Sluder, Ryan - 47 games (All games)

Date	Opponent	Pos	AB	R	H	RBI	2B	3B	HR	BB	SB	CS	HBP	SAC	SF	GDP	K	PO	A	E	Avg
Feb 19	at UT Arlington	*of	4	0	0	0	0	0	0	0	0	0	0	0	0	1	1	2	0	0	.000
Feb 20	vs Stephen F. Austin	*of	3	1	2	0	0	0	0	1	0	0	0	0	0	0	1	0	0	0	.286
Feb 20	at UT Arlington	*of	4	0	0	0	0	0	0	0	0	0	0	0	0	0	0	2	0	0	.182
Feb 21	vs Stephen F. Austin	ph/of	0	0	0	0	0	0	0	1	0	0	0	0	0	0	0	0	0	0	.182
Feb 26	at North Carolina	*of	3	0	0	0	0	0	0	1	0	0	0	0	0	0	2	1	0	0	.143
Feb 27	at North Carolina	*of	4	1	0	0	0	0	0	1	0	0	0	0	0	0	3	2	0	0	.111
Feb 28	at North Carolina	*of	4	0	0	0	0	0	0	0	0	0	0	0	0	0	1	1	0	0	.091
Mar 04	INDIANA STATE	*of	3	0	0	0	0	0	0	1	0	0	0	0	0	0	1	2	0	0	.080
Mar 05	INDIANA STATE	*of	1	1	1	2	0	0	1	0	0	0	0	1	0	0	0	0	0	0	.115
Mar 22	at Wichita State	*of	2	1	1	1	0	0	1	0	0	0	0	0	0	0	0	0	0	0	.143
Mar 24	at Kansas State	*of	4	0	0	0	0	0	0	0	0	0	0	0	0	0	2	1	0	0	.125
Mar 25	at Kansas State	*of	3	2	1	2	0	0	1	2	0	0	0	0	0	0	2	1	0	0	.143
Mar 26	at Kansas State	*of	5	1	2	0	0	0	0	0	0	0	0	0	0	0	2	1	0	0	.175
Mar 29	ARKANSAS	*of	2	2	1	0	1	0	0	1	1	0	1	0	0	0	1	4	0	0	.190
Apr 01	at West Virginia	*of	4	0	0	0	0	0	0	0	0	0	0	0	0	0	1	3	0	0	.174
Apr 02	at West Virginia	*of	4	1	1	0	0	0	0	0	0	0	0	0	0	0	0	0	0	0	.180
Apr 03	at West Virginia	*of	4	0	0	0	0	0	0	0	0	0	0	0	0	0	2	1	0	0	.167
Apr 08	TEXAS TECH	*of	4	0	1	0	0	0	0	0	0	0	0	0	0	0	3	3	0	0	.172
Apr 09	TEXAS TECH	*of	4	0	0	0	0	0	0	0	0	0	0	0	0	0	1	0	0	0	.161
Apr 10	TEXAS TECH	*of	4	1	1	0	0	0	0	0	0	0	0	0	0	0	0	0	0	0	.167
Apr 15	at Baylor	*of	5	2	1	2	1	0	0	0	0	0	0	1	0	0	0	1	0	0	.169
Apr 16	at Baylor-1	*of	5	1	2	1	0	0	0	0	1	0	0	0	0	0	0	0	0	0	.184
Apr 16	at Baylor-2	*of	3	0	0	0	0	0	0	0	0	0	0	1	0	0	0	4	0	0	.177
Apr 20	at Oklahoma	*of	4	0	0	0	0	0	0	0	0	0	0	0	0	0	3	3	0	0	.169
Apr 22	TCU	*of	3	1	0	1	0	0	0	1	0	0	0	0	0	0	0	1	0	0	.163
Apr 23	TCU	*of	4	0	1	0	0	0	0	0	0	0	0	0	0	0	0	1	0	0	.167
Apr 24	TCU	*of	4	2	2	1	0	0	0	0	0	0	0	0	0	0	1	4	0	0	.181
Apr 26	at Arkansas	*of	3	0	0	0	0	0	0	0	0	0	0	1	0	0	1	1	0	0	.175
Apr 30	at Texas-1	*of	4	0	1	0	0	0	0	0	0	1	0	0	0	0	1	2	0	0	.178
Apr 30	at Texas-2	*of	2	0	1	2	0	0	0	0	0	0	0	1	1	0	1	0	0	0	.184
May 01	at Texas	*of	3	1	0	0	0	0	0	0	0	0	1	1	0	0	1	2	0	0	.179
May 06	PRAIRIE VIEW A&M	*of	5	0	0	0	0	0	0	0	0	0	0	0	0	0	0	0	0	0	.171
May 07	PRAIRIE VIEW A&M	*of	4	2	3	2	2	0	0	1	0	1	0	0	0	0	0	0	0	0	.191
May 10	DALLAS BAPTIST	*of	5	2	2	1	1	1	0	0	0	0	1	0	0	0	2	4	0	0	.200
May 13	vs Oklahoma	*of	4	1	2	0	0	0	0	1	0	0	0	0	0	0	1	2	0	0	.210
May 14	vs Oklahoma	*of	2	0	0	0	0	0	0	1	1	0	1	1	0	0	1	2	0	0	.206
May 15	vs Oklahoma	*of	3	0	1	0	0	0	0	0	0	0	0	0	0	0	1	2	0	0	.209
May 17	at Oral Roberts	*of	3	0	0	0	0	0	0	0	0	0	0	1	0	0	1	0	0	0	.205
May 20	KANSAS-1	*of	4	1	1	0	0	0	0	0	0	0	0	0	0	0	1	0	0	0	.206
May 20	KANSAS-2	*of	5	0	1	0	0	0	0	0	0	0	0	0	0	0	0	3	0	0	.206
May 21	KANSAS	*of	3	1	0	1	0	0	0	1	0	0	0	0	0	1	0	2	0	0	.201
May 25	vs Texas	*of	4	2	1	0	1	0	0	0	0	0	0	0	0	0	1	1	0	0	.203
May 26	vs TCU	*of	2	0	2	1	1	0	0	0	2	0	1	0	0	0	0	1	0	0	.213
May 27	vs Texas	*of	4	0	1	0	1	0	0	0	0	0	0	0	0	0	0	2	0	0	.214
Jun 03	vs Nebraska	*of	3	0	0	0	0	0	0	1	0	0	0	0	0	0	2	0	0	0	.210
Jun 04	at Clemson	*of	5	2	2	1	1	0	0	0	0	0	0	0	0	1	0	0	0	0	.216
Jun 05	at Clemson	*of	2	1	0	0	0	0	0	1	0	0	1	0	0	0	0	1	0	0	.213
Totals		45gs	164	30	35	18	9	1	3	13	7	1	6	9	1	3	41	63	0	0	.213

On base pct. .293 • Slugging pct. .335



INDIVIDUAL GAME-BY-GAME

#19 Teel, Carson - 2 games (All games)

Date	Opponent	Pos	AB	R	H	RBI	2B	3B	HR	BB	SB	CS	HBP	SAC	SF	GDP	K	PO	A	E	Avg
May 17	at Oral Roberts	p	0	0	0	0	0	0	0	0	0	0	0	0	0	0	0	0	1	0	.000
May 21	KANSAS	p	0	0	0	0	0	0	0	0	0	0	0	0	0	0	0	0	1	0	.000
Totals		0gs	0	0	0	0	0	0	0	0	0	0	0	0	0	0	0	0	2	0	.000

On base pct. .000 • Slugging pct. .000

#19 Teel, Carson - 16 appearances (All games)

Date	Opponent	GS	IP	H	R	ER	BB	SO	2B	3B	HR	WP	BK	HBP	IBB	Score	W-L	Sv	ERA	NP
Mar 01	INCARNATE WORD		2.0	0	0	0	1	2	0	0	0	0	0	0	0	7-1	1-0	0	0.00	37
Mar 08	at Missouri State		0.2	2	1	1	0	1	0	0	1	0	0	0	0	6-5	1-0	0	3.38	16
Mar 18	MICHIGAN		0.2	0	0	0	0	1	0	0	0	0	0	0	0	6-3	1-0	0	2.70	10
Mar 20	MICHIGAN		0.1	0	0	0	0	0	0	0	0	1	0	0	0	2-4	1-0	0	2.45	5
Apr 02	at West Virginia		1.0	0	0	0	0	0	0	0	0	0	0	0	0	3-4	1-0	0	1.93	7
Apr 12	ORAL ROBERTS		1.2	1	1	1	1	3	1	0	0	0	0	0	0	0-4	1-0	0	2.84	31
Apr 16	at Baylor-1		1.0	2	4	0	1	1	0	0	1	0	0	0	0	10-7	1-0	0	2.45	27
Apr 20	at Oklahoma		2.0	0	0	0	1	1	0	0	0	0	0	0	0	4-3	1-0	0	1.93	32
Apr 26	at Arkansas		0.2	2	0	0	0	1	0	0	0	0	0	0	0	6-7	1-0	0	1.80	12
May 01	at Texas		1.0	3	1	1	0	0	0	0	0	0	0	0	0	8-4	1-0	0	2.45	28
May 07	PRAIRIE VIEW A&M		1.0	0	0	0	1	3	0	0	0	1	0	0	0	12-0	1-0	0	2.25	23
May 10	DALLAS BAPTIST		1.0	2	1	1	1	1	0	0	0	1	0	1	0	8-7	1-0	0	2.77	33
May 14	vs Oklahoma		0.0	0	0	0	1	0	0	0	0	0	0	0	0	10-9	1-0	0	2.77	5
May 17	at Oral Roberts		0.2	2	1	1	1	1	0	0	0	1	0	0	0	1-3	1-0	0	3.29	19
May 20	KANSAS-2		0.1	0	0	0	1	0	0	0	0	0	0	0	0	9-2	1-0	0	3.21	8
May 21	KANSAS		1.1	0	0	0	0	1	0	0	0	0	0	0	0	8-1	1-0	0	2.93	8
Totals		0	15.1	14	9	5	9	16	1	0	2	4	0	1	0	100-64	1-0	0	2.93	-



INDIVIDUAL GAME-BY-GAME

#16 Theroux, Collin - 56 games (All games)

Date	Opponent	Pos	AB	R	H	RBI	2B	3B	HR	BB	SB	CS	HBP	SAC	SF	GDP	K	PO	A	E	Avg
Feb 19	at UT Arlington	*c	3	1	0	0	0	0	0	1	0	0	0	0	0	0	2	6	0	0	.000
Feb 20	vs Stephen F. Austin	*c	2	1	0	0	0	0	0	2	0	0	0	0	0	0	1	3	0	0	.000
Feb 21	vs Stephen F. Austin	*c	4	0	2	0	0	0	0	1	0	0	0	0	0	1	0	8	1	0	.222
Feb 26	at North Carolina	*c	4	0	0	0	0	0	0	0	0	0	0	0	0	0	2	6	0	0	.154
Feb 28	at North Carolina	*c	4	0	0	0	0	0	0	0	0	0	0	0	0	0	2	7	0	0	.118
Mar 01	INCARNATE WORD	*c	4	0	0	0	0	0	0	0	0	0	0	0	0	0	2	10	0	0	.095
Mar 02	INCARNATE WORD	*c	3	1	1	0	0	0	0	0	0	0	0	0	0	0	1	8	0	0	.125
Mar 04	INDIANA STATE	*c	2	0	0	0	0	0	0	0	0	0	0	1	0	0	1	8	1	0	.115
Mar 05	INDIANA STATE	*c	4	1	1	2	1	0	0	0	0	0	0	0	0	0	3	11	0	0	.133
Mar 06	INDIANA STATE	*c	3	0	0	0	0	0	0	0	0	0	0	0	0	0	1	9	3	0	.121
Mar 08	at Missouri State	*c	4	0	0	0	0	0	0	0	0	0	0	0	0	0	4	9	1	0	.108
Mar 11	ABILENE CHRISTIAN	*c	4	0	0	0	0	0	0	0	0	0	0	0	0	0	4	10	0	0	.098
Mar 12	ABILENE CHRISTIAN	*c	5	0	3	4	1	0	0	0	0	0	0	0	0	0	1	8	0	0	.152
Mar 14	ABILENE CHRISTIAN	*c	4	0	0	0	0	0	0	0	0	0	0	0	0	0	3	8	1	0	.140
Mar 15	at Dallas Baptist	*c	4	1	0	0	0	0	0	1	0	0	0	0	0	0	2	11	1	0	.130
Mar 18	MICHIGAN	*c	1	1	1	3	0	0	1	3	0	0	0	0	0	0	0	7	0	1	.145
Mar 19	MICHIGAN	*c	4	0	0	0	0	0	0	0	0	0	0	0	0	0	2	18	1	1	.136
Mar 20	MICHIGAN	*c	4	0	0	0	0	0	0	0	0	0	0	0	0	0	2	9	0	0	.127
Mar 22	at Wichita State	*c	4	1	0	0	0	0	0	2	0	0	0	0	0	0	4	12	1	1	.119
Mar 24	at Kansas State	*c	3	0	0	0	0	0	0	1	0	0	0	0	0	0	3	8	5	0	.114
Mar 25	at Kansas State	*c	2	1	0	0	0	0	0	2	0	0	0	0	0	0	2	7	0	0	.111
Mar 26	at Kansas State	*c	3	0	0	0	0	0	0	1	0	0	0	0	0	0	2	9	2	0	.107
Mar 29	ARKANSAS	*c	3	2	1	3	0	0	1	1	0	0	0	0	0	0	1	10	1	0	.115
Apr 01	at West Virginia	*c	2	1	1	1	0	0	1	1	0	0	0	0	0	0	1	3	3	0	.125
Apr 02	at West Virginia	*c	3	1	1	0	0	0	0	0	0	0	0	1	0	0	1	9	0	1	.133
Apr 03	at West Virginia	*c	4	1	1	0	0	0	0	0	0	0	0	0	0	0	2	4	1	0	.138
Apr 08	TEXAS TECH	*c	2	0	1	0	0	0	0	0	0	0	0	1	0	0	1	5	1	0	.146
Apr 09	TEXAS TECH	*c	2	0	0	0	0	0	0	0	0	0	0	0	0	0	1	6	1	0	.143
Apr 12	ORAL ROBERTS	*c	1	0	0	0	0	0	0	0	0	0	0	1	0	0	1	13	0	0	.141
Apr 15	at Baylor	*c	1	0	0	0	0	0	0	1	0	0	0	0	0	0	1	7	1	0	.140
Apr 16	at Baylor-1	*c	2	1	0	0	0	0	0	1	0	0	0	1	0	0	2	10	3	0	.137
Apr 16	at Baylor-2	c	0	0	0	0	0	0	0	0	0	0	0	0	0	0	0	2	0	0	.137
Apr 20	at Oklahoma	*c	4	0	0	0	0	0	0	0	0	0	0	0	0	0	2	7	1	0	.131
Apr 22	TCU	*c	4	2	2	0	0	0	0	0	0	0	0	0	0	0	1	9	1	0	.146
Apr 23	TCU	*c	2	0	1	0	0	0	0	0	0	0	0	0	0	0	0	9	0	0	.152
Apr 24	TCU	*c	2	1	1	2	0	0	0	2	0	0	0	0	0	0	1	7	0	0	.159
Apr 26	at Arkansas	*c	4	1	2	3	1	0	1	0	0	0	0	0	0	0	2	6	1	0	.171
Apr 30	at Texas-1	*c	2	1	0	0	0	0	0	0	0	0	1	1	0	0	2	6	0	0	.168
Apr 30	at Texas-2	c	1	0	1	1	0	0	0	0	0	0	0	0	0	0	0	7	0	0	.175
May 01	at Texas	*c	4	1	1	0	0	0	0	0	0	0	0	0	0	0	3	10	2	0	.178
May 06	PRAIRIE VIEW A&M	*c	2	0	0	0	0	0	0	1	0	0	0	1	0	0	0	9	1	0	.175
May 07	PRAIRIE VIEW A&M	c	1	1	0	0	0	0	0	1	0	0	0	0	0	0	1	6	1	0	.174
May 10	DALLAS BAPTIST	*c	5	1	2	4	0	0	1	1	0	0	0	0	0	0	2	12	0	0	.183
May 13	vs Oklahoma	*c	3	0	0	0	0	0	0	1	0	0	0	0	0	0	3	8	2	0	.178
May 14	vs Oklahoma	*c	5	0	0	0	0	0	0	0	0	0	0	0	0	0	2	8	1	0	.172
May 15	vs Oklahoma	*c	2	0	0	0	0	0	0	1	0	0	0	0	0	0	0	10	2	0	.169
May 17	at Oral Roberts	*c	2	0	0	0	0	0	0	1	0	0	0	0	0	0	0	16	0	0	.167
May 20	KANSAS-1	*c	1	0	0	0	0	0	0	2	0	0	0	0	0	0	1	8	1	0	.165
May 20	KANSAS-2	*c	2	1	0	0	0	0	0	1	0	0	0	1	0	0	1	5	0	0	.163
May 21	KANSAS	*c	3	0	0	0	0	0	0	1	0	0	0	0	0	0	3	14	0	0	.160
May 25	vs Texas	*c	3	1	0	0	0	0	0	1	0	0	0	0	0	0	2	13	2	0	.156
May 26	vs TCU	*c	3	0	0	0	0	0	0	0	0	0	0	0	0	0	0	10	3	0	.153
May 27	vs Texas	*c	2	1	1	1	1	0	0	2	0	0	0	0	0	0	0	4	0	0	.158
Jun 03	vs Nebraska	*c	4	0	0	0	0	0	0	0	0	0	0	0	0	0	3	11	1	0	.154
Jun 04	at Clemson	*c	3	1	1	2	1	0	0	1	0	0	0	1	0	0	2	10	0	0	.157
Jun 05	at Clemson	*c	2	1	1	1	0	0	0	0	0	0	0	1	1	0	1	12	0	0	.161
Totals		53gs	161	27	26	27	5	0	5	34	0	0	3	8	1	1	87	478	47	4	.161

On base pct. .317 • Slugging pct. .286



INDIVIDUAL GAME-BY-GAME

#5 Walton, Donnie - 59 games (All games)

Date	Opponent	Pos	AB	R	H	RBI	2B	3B	HR	BB	SB	CS	HBP	SAC	SF	GDP	K	PO	A	E	Avg
Feb 19	at UT Arlington	*ss	4	0	2	0	0	0	0	0	0	0	0	0	0	0	0	2	4	0	.500
Feb 20	vs Stephen F. Austin	*ss	4	1	2	1	1	0	0	1	0	0	0	0	0	0	0	1	4	0	.500
Feb 20	at UT Arlington	*ss	4	0	2	0	1	0	0	0	0	0	0	0	0	0	0	1	5	1	.500
Feb 21	vs Stephen F. Austin	*ss	3	1	0	0	0	0	0	2	0	0	0	0	0	0	1	1	2	0	.400
Feb 26	at North Carolina	*ss	2	0	0	0	0	0	0	0	2	0	1	1	0	0	0	1	2	0	.353
Feb 27	at North Carolina	*ss	4	2	2	0	0	0	0	1	0	0	0	0	0	0	1	1	3	1	.381
Feb 28	at North Carolina	*ss	5	2	3	2	1	0	1	0	0	0	0	0	0	0	0	0	3	0	.423
Mar 01	INCARNATE WORD	*ss	3	1	1	1	0	0	0	1	2	0	1	0	0	0	0	1	2	1	.414
Mar 02	INCARNATE WORD	*ss	4	0	1	2	0	0	0	0	0	1	0	0	0	0	0	1	1	3	.394
Mar 04	INDIANA STATE	*ss	2	0	0	0	0	0	0	2	1	0	0	0	0	0	1	0	1	0	.371
Mar 05	INDIANA STATE	*ss	5	0	3	0	0	0	0	0	0	0	0	0	0	0	2	0	1	0	.400
Mar 06	INDIANA STATE	*ss	3	0	0	0	0	0	0	1	0	0	0	0	0	0	1	1	1	0	.372
Mar 08	at Missouri State	*ss	4	3	2	0	1	0	0	0	1	0	1	0	0	0	1	1	0	0	.383
Mar 11	ABILENE CHRISTIAN	*ss	3	1	0	0	0	0	0	1	0	0	0	0	0	0	0	1	6	0	.360
Mar 12	ABILENE CHRISTIAN	*ss	4	3	1	0	0	0	0	1	1	0	1	0	0	0	0	4	3	0	.352
Mar 14	ABILENE CHRISTIAN	*ss	5	0	3	2	0	0	0	0	0	1	0	0	0	0	0	2	2	0	.373
Mar 15	at Dallas Baptist	*ss	2	1	0	2	0	0	0	0	0	0	2	0	1	0	1	2	2	0	.361
Mar 18	MICHIGAN	*ss	4	0	0	0	0	0	0	0	0	0	0	0	0	0	2	2	2	0	.338
Mar 19	MICHIGAN	*ss	4	1	1	1	1	0	0	1	0	0	0	0	0	0	1	1	2	0	.333
Mar 20	MICHIGAN	*ss	0	2	0	0	0	0	0	3	0	0	0	1	0	0	0	0	2	0	.333
Mar 22	at Wichita State	*ss	5	1	2	3	0	1	0	1	0	0	0	0	0	0	0	0	3	0	.338
Mar 24	at Kansas State	*ss	4	1	1	0	0	0	0	0	0	0	0	0	0	0	0	1	3	0	.333
Mar 25	at Kansas State	*ss	5	0	1	1	1	0	0	0	0	0	0	0	0	0	1	1	4	1	.325
Mar 26	at Kansas State	*ss	5	0	2	1	1	0	0	0	0	0	0	0	0	0	0	1	4	1	.330
Mar 29	ARKANSAS	*ss	3	0	1	0	0	0	0	0	0	0	0	0	0	0	0	1	1	0	.330
Apr 01	at West Virginia	ph/2b	1	0	0	0	0	0	0	0	0	0	0	0	0	0	0	0	0	0	.326
Apr 02	at West Virginia	ph	1	0	0	0	0	0	0	0	0	0	0	0	0	0	0	0	0	0	.323
Apr 03	at West Virginia	*dh	4	0	2	2	0	0	0	0	0	0	0	0	1	0	1	0	0	0	.330
Apr 08	TEXAS TECH	*ss	5	0	3	0	1	0	0	0	0	1	0	0	0	0	0	0	4	0	.343
Apr 09	TEXAS TECH	*ss	4	1	1	0	1	0	0	0	0	0	0	0	0	1	1	2	5	0	.340
Apr 10	TEXAS TECH	*ss	4	1	1	1	0	0	0	0	0	0	0	0	0	0	0	1	2	0	.336
Apr 12	ORAL ROBERTS	*ss	3	0	1	0	0	0	0	1	0	1	0	0	0	0	0	1	1	0	.336
Apr 15	at Baylor	*ss	6	0	2	1	0	0	0	0	0	0	0	0	0	0	1	3	9	0	.336
Apr 16	at Baylor-1	*ss	3	1	1	0	0	0	0	1	0	0	1	0	0	0	0	2	1	1	.336
Apr 16	at Baylor-2	*ss	5	0	2	1	0	0	0	0	0	0	0	0	0	0	0	1	2	0	.339
Apr 20	at Oklahoma	*ss	4	2	2	0	0	0	0	1	1	0	0	0	0	0	1	3	5	0	.344
Apr 22	TCU	*ss	4	1	2	2	1	0	0	1	0	0	0	0	0	0	0	0	5	0	.348
Apr 23	TCU	*ss	5	1	3	2	1	0	0	0	0	0	0	0	0	0	0	2	5	0	.357
Apr 24	TCU	*ss	4	1	1	1	0	0	0	0	0	0	1	0	0	0	0	2	3	0	.354
Apr 26	at Arkansas	*ss	4	2	3	2	1	0	1	1	0	0	0	0	0	0	0	0	3	0	.365
Apr 30	at Texas-1	*ss	4	0	1	0	0	0	0	0	0	0	0	0	0	0	1	0	3	0	.362
Apr 30	at Texas-2	*ss	4	1	2	1	0	0	0	0	0	0	1	0	0	0	0	2	4	0	.365
May 01	at Texas	*ss	5	1	2	1	0	0	0	0	0	0	0	0	0	0	0	2	1	0	.366
May 06	PRAIRIE VIEW A&M	*ss	3	1	0	0	0	0	0	2	0	0	0	0	0	0	0	1	1	0	.360
May 07	PRAIRIE VIEW A&M	*ss	3	1	1	1	0	0	0	1	1	0	0	0	1	0	0	1	6	0	.359
May 10	DALLAS BAPTIST	*ss	5	0	1	0	0	0	0	1	1	0	0	0	0	0	2	3	3	0	.355
May 13	vs Oklahoma	*ss	3	0	1	0	0	0	0	1	0	0	0	0	0	0	0	0	4	0	.354
May 14	vs Oklahoma	*ss	4	1	1	1	1	0	0	1	0	0	0	0	0	0	1	4	4	0	.352
May 15	vs Oklahoma	*ss	3	0	1	1	0	0	0	0	0	0	1	0	0	0	0	1	6	0	.352
May 17	at Oral Roberts	*ss	4	0	0	0	0	0	0	0	0	0	0	0	0	0	2	0	1	0	.344
May 20	KANSAS-1	*ss	3	1	0	0	0	0	0	1	0	0	0	0	0	0	1	0	1	0	.339
May 20	KANSAS-2	*ss	5	1	4	4	0	0	1	0	1	0	0	0	0	0	1	0	3	0	.351
May 21	KANSAS	*ss	4	1	1	1	0	0	0	1	0	0	0	0	0	0	0	1	2	0	.348
May 25	vs Texas	*ss	5	1	3	3	1	0	0	0	0	0	0	0	0	0	2	2	2	0	.355
May 26	vs TCU	*ss	3	2	0	0	0	0	0	1	0	0	0	0	0	0	1	0	1	0	.350
May 27	vs Texas	*ss	4	1	2	0	0	0	0	1	1	0	0	0	0	0	0	1	3	0	.352
Jun 03	vs Nebraska	*ss	4	0	2	0	0	0	0	1	0	0	0	0	0	0	0	1	4	0	.355
Jun 04	at Clemson	*ss	5	1	1	2	0	0	0	1	0	0	0	0	0	1	1	2	3	0	.352
Jun 05	at Clemson	*ss	4	1	1	0	0	0	0	1	0	0	0	0	0	0	0	0	3	0	.350
Totals		57gs	223	44	78	43	14	1	3	32	13	4	9	3	3	2	29	65	165	7	.350

On base pct. .446 • Slugging pct. .462



INDIVIDUAL GAME-BY-GAME

#22 Williams, Dustin - 57 games (All games)

Date	Opponent	Pos	AB	R	H	RBI	2B	3B	HR	BB	SB	CS	HBP	SAC	SF	GDP	K	PO	A	E	Avg	
Feb 19	at UT Arlington	*1b	3	0	0	0	0	0	0	1	0	0	0	0	0	0	1	9	1	0	.000	
Feb 20	vs Stephen F. Austin	*1b	4	0	1	0	0	0	0	0	0	0	0	0	0	0	0	14	1	0	.143	
Feb 20	at UT Arlington	*1b	4	1	1	2	0	0	1	0	0	0	0	0	0	0	2	12	1	0	.182	
Feb 21	vs Stephen F. Austin	*1b	5	0	1	2	0	0	0	0	0	0	0	0	0	0	1	8	0	0	.188	
Feb 26	at North Carolina	*1b	3	0	0	0	0	0	0	1	0	0	0	0	0	0	2	13	0	1	.158	
Feb 27	at North Carolina	*1b	3	1	2	5	0	0	1	1	0	0	0	0	0	0	0	8	0	0	.227	
Feb 28	at North Carolina	*1b	4	0	1	1	0	0	0	0	1	0	0	0	0	0	1	9	0	0	.231	
Mar 01	INCARNATE WORD	*1b	2	0	1	1	1	0	0	1	0	0	0	0	1	0	0	7	0	0	.250	
Mar 02	INCARNATE WORD	*1b	4	0	0	0	0	0	0	0	0	0	0	0	0	0	3	7	1	1	.219	
Mar 04	INDIANA STATE	*1b	4	0	1	1	1	0	0	0	0	0	0	0	0	0	2	11	1	0	.222	
Mar 05	INDIANA STATE	*1b	4	1	2	0	0	1	0	0	0	0	0	0	0	0	1	6	0	0	.250	
Mar 06	INDIANA STATE	*1b	3	0	0	0	0	0	0	0	0	0	0	0	0	0	0	8	2	0	.233	
Mar 08	at Missouri State	*1b	4	1	1	2	0	0	1	1	0	0	0	0	0	0	2	7	1	0	.234	
Mar 11	ABILENE CHRISTIAN	*1b	2	2	1	3	0	0	1	1	0	0	0	0	1	0	1	12	0	0	.245	
Mar 12	ABILENE CHRISTIAN	*1b	5	3	3	2	0	0	2	0	0	0	0	0	0	0	2	7	0	1	.278	
Mar 14	ABILENE CHRISTIAN	*1b	4	2	2	1	1	0	0	1	0	0	0	0	0	0	1	11	0	1	.293	
Mar 15	at Dallas Baptist	*1b	4	0	1	1	0	0	0	1	0	0	0	0	0	0	2	10	0	0	.290	
Mar 18	MICHIGAN	*1b	4	1	2	1	0	0	1	0	0	0	0	0	0	0	1	9	1	0	.303	
Mar 19	MICHIGAN	*1b	4	0	0	0	0	0	0	1	0	0	0	0	0	0	4	4	0	0	.286	
Mar 20	MICHIGAN	*1b	3	0	0	0	0	0	0	1	0	0	0	0	0	0	1	6	1	0	.274	
Mar 22	at Wichita State	*1b	6	2	1	0	0	0	0	0	0	0	0	0	0	0	1	8	0	0	.266	
Mar 24	at Kansas State	*1b	3	0	0	0	0	0	0	1	0	1	0	0	0	0	0	15	0	0	.256	
Mar 25	at Kansas State	*1b	3	0	0	0	0	0	0	2	1	0	0	0	0	0	1	12	2	0	.247	
Mar 26	at Kansas State	*1b	4	0	0	0	0	0	0	1	0	0	0	0	0	0	3	11	0	0	.236	
Mar 29	ARKANSAS	*1b	3	0	0	0	0	0	0	1	0	0	0	0	0	0	0	1	6	1	0	.228
Apr 01	at West Virginia	*1b	4	0	0	0	0	0	0	0	0	0	0	0	0	0	0	12	1	0	.219	
Apr 02	at West Virginia	*1b	3	0	1	0	0	0	0	1	0	0	0	0	0	0	1	10	0	0	.222	
Apr 03	at West Virginia	*1b	4	1	1	2	0	0	1	0	0	0	0	0	0	0	1	12	0	0	.223	
Apr 08	TEXAS TECH	*1b	4	0	0	0	0	0	0	0	0	0	0	0	0	0	1	13	1	0	.215	
Apr 09	TEXAS TECH	*1b	4	0	1	1	0	0	0	0	0	0	0	0	0	0	2	6	0	0	.216	
Apr 10	TEXAS TECH	*1b	2	0	2	1	0	0	0	2	0	1	0	0	0	0	0	6	2	0	.230	
Apr 12	ORAL ROBERTS	*1b	3	0	0	0	0	0	0	1	0	0	0	0	0	0	2	5	0	0	.224	
Apr 15	at Baylor	*1b	6	0	2	0	0	0	0	0	0	0	0	0	0	0	2	15	1	0	.230	
Apr 16	at Baylor-1	*1b	4	1	0	0	0	0	0	1	0	0	0	0	0	0	1	9	2	0	.222	
Apr 16	at Baylor-2	*1b	3	1	0	0	0	0	0	1	0	0	0	0	0	0	2	13	0	1	.217	
Apr 20	at Oklahoma	*1b	2	0	0	0	0	0	0	0	0	0	0	0	0	0	2	6	0	0	.214	
Apr 22	TCU	*1b	3	0	0	0	0	0	0	0	0	0	0	0	0	0	2	7	0	0	.209	
Apr 24	TCU	*1b	3	3	2	3	0	0	1	1	0	0	0	0	0	0	1	7	0	0	.219	
Apr 26	at Arkansas	*1b	3	0	0	0	0	0	0	1	0	0	0	0	0	0	2	8	0	0	.214	
Apr 30	at Texas-1	*1b	3	1	1	0	0	0	0	1	0	0	0	0	0	0	1	13	0	0	.217	
May 01	at Texas	*1b	2	0	0	0	0	0	0	0	0	0	0	0	0	0	1	4	0	0	.214	
May 06	PRAIRIE VIEW A&M	*1b	3	1	1	0	1	0	0	1	0	0	0	0	0	0	1	8	0	0	.216	
May 07	PRAIRIE VIEW A&M	*1b	3	1	1	2	0	0	1	0	0	0	0	0	0	0	0	11	0	0	.219	
May 10	DALLAS BAPTIST	*1b	2	1	0	0	0	0	0	1	0	0	0	0	0	0	1	4	0	0	.216	
May 13	vs Oklahoma	*1b	3	0	0	0	0	0	0	0	0	0	0	0	0	0	1	10	0	0	.212	
May 14	vs Oklahoma	*1b	4	2	2	4	0	0	2	1	0	0	0	0	0	0	0	8	0	0	.219	
May 15	vs Oklahoma	*1b	4	0	1	0	0	0	0	0	0	0	0	0	0	0	0	10	0	0	.220	
May 17	at Oral Roberts	*1b	3	1	1	1	0	0	1	1	0	0	0	0	0	0	0	6	0	0	.222	
May 20	KANSAS-1	*1b	4	0	0	1	0	0	0	0	0	0	0	0	0	0	2	10	2	0	.216	
May 20	KANSAS-2	*1b	5	1	2	3	0	0	1	0	0	0	0	0	0	0	2	5	0	0	.222	
May 21	KANSAS	*1b	2	1	0	0	0	0	0	2	0	0	0	0	0	0	0	6	0	0	.219	
May 25	vs Texas	*1b	4	0	1	0	0	0	0	0	1	0	0	0	0	0	2	3	2	0	.220	
May 26	vs TCU	*1b	4	0	1	0	1	0	0	0	0	0	0	0	0	0	2	9	1	1	.220	
May 27	vs Texas	*1b	4	1	1	1	0	0	0	0	1	0	0	0	0	0	1	7	0	0	.221	
Jun 03	vs Nebraska	*1b	4	0	0	0	0	0	0	0	0	0	0	0	0	0	3	11	0	0	.216	
Jun 04	at Clemson	*1b	4	0	1	1	0	0	0	1	0	0	0	0	0	0	1	13	1	0	.217	
Jun 05	at Clemson	*1b	3	1	1	0	0	0	0	1	0	0	0	0	0	0	2	7	2	0	.219	
Totals		57gs	201	31	44	42	5	1	14	32	4	2	0	0	2	0	72	504	28	6	.219	

On base pct. .323 • Slugging pct. .463



INDIVIDUAL GAME-BY-GAME

#15 Williams, Garrett - 1 game (All games)

Date	Opponent	Pos	AB	R	H	RBI	2B	3B	HR	BB	SB	CS	HBP	SAC	SF	GDP	K	PO	A	E	Avg
Apr 09	TEXAS TECH	p	0	0	0	0	0	0	0	0	0	0	0	0	0	0	0	0	1	0	.000
Totals		0gs	0	0	0	0	0	0	0	0	0	0	0	0	0	0	0	0	1	0	.000

On base pct. .000 • Slugging pct. .000

#15 Williams, Garrett - 12 appearances (All games)

Date	Opponent	GS	IP	H	R	ER	BB	SO	2B	3B	HR	WP	BK	HBP	IBB	Score	W-L	Sv	ERA	NP
Mar 25	at Kansas State		1.2	1	1	0	2	2	1	0	0	1	0	0	0	5-4	1-0	0	0.00	33
Mar 29	ARKANSAS		0.0	0	0	0	2	0	0	0	0	0	0	0	0	5-4	1-0	0	0.00	11
Apr 09	TEXAS TECH		1.0	3	2	2	1	0	0	1	0	0	0	0	0	2-8	1-0	0	6.75	20
Apr 20	at Oklahoma		0.0	0	0	0	2	0	0	0	0	0	0	0	0	4-3	1-0	0	6.75	13
May 01	at Texas		0.0	0	1	1	0	0	0	0	0	0	0	1	0	8-4	1-0	0	10.12	4
May 10	DALLAS BAPTIST	*	4.0	3	4	4	2	4	1	0	1	0	0	2	0	8-7	1-0	0	9.45	67
May 17	at Oral Roberts		1.0	0	0	0	0	2	0	0	0	0	0	0	0	1-3	1-0	0	8.22	7
May 21	KANSAS		3.0	1	1	1	1	7	0	1	0	0	0	0	0	8-1	2-0	0	6.75	52
May 26	vs TCU		0.2	1	1	1	0	1	0	0	0	0	0	0	0	5-13	2-0	0	7.15	12
May 27	vs Texas		0.2	1	0	0	0	1	0	0	0	0	0	0	0	8-12	2-0	0	6.75	15
Jun 04	at Clemson		1.0	0	0	0	0	2	0	0	0	0	0	0	0	12-2	2-0	0	6.23	9
Jun 05	at Clemson		0.0	1	1	0	0	0	0	0	0	0	0	1	0	9-2	2-0	0	6.23	6
Totals		1	13.0	11	11	9	10	19	2	2	1	1	0	4	0	75-63	2-0	0	6.23	-



The Last Time...

A Cowboy Hitter Had...

8+ At Bats in a Game:	Gage Green & Corey Hassel (8) vs. Texas, April 3, 2015
5+ Hits in a Game:	Tanner Kriete-meier (5) vs. West Virginia, April 12, 2014
6 Runs in a Game:	Gage Green (tied school record) vs. Alcorn State, March 11, 2015
5 Runs in a Game:	Dean Green vs. Alabama A&M, March 23, 2010 (Game 2)
3 Doubles in a Game:	Donnie Walton vs. Oakland, Feb. 22, 2014 (Game 1)
2 Triples in a Game:	Dane Phillips vs. Arkansas-Pine Bluff, March 22, 2011
A Grand Slam:	Corey Hassel vs. Clemson, June 5, 2016*
A Pinch-Hit Home Run:	Andrew Rosa vs. Texas Tech, April 5, 2014
Hit For the Cycle:	J.R. Davis vs. West Virginia, April 3, 2016
10 RBI in a Game:	Jason Heath vs. Kansas State, April 24, 1993
9 RBI in a Game:	Robbie Rea vs. Alabama A&M, March 10, 2012 (Game 1)
8 RBI in a Game:	Adam Carr vs. Kansas, May 22, 2005
7 RBI in a Game:	Kevin David vs. Arkansas-Pine Bluff, April 14, 2009 (Game 2)
6 RBI in a Game:	Zach Fish vs. Oklahoma, May 21, 2014
5 RBI in a Game:	Dustin Williams vs. North Carolina, Feb. 27, 2016
10+ Total Bases:	J.R. Davis vs. West Virginia, April 3, 2016
5 Walks in a Game:	Corey Brown vs. Texas Tech, May 11, 2007
4 Walks in a Game:	Dustin Williams vs. Michigan, May 15, 2015
4 Strikeouts in a Game:	Colin Simpson vs. TCU, April 24, 2016*
Stole Home:	Conor Costello vs. Texas, May 27, 2016*
4 Stolen Bases in a Game:	Garrett McCain vs. Incarnate Word, March 1, 2016
3 Stolen Bases in a Game:	Gage Green vs. Southeastern Oklahoma State, March 20, 2013
3 HRs in a Game:	Robbie Rea vs. Alabama A&M, March 10, 2012 (Game 1)
2 HRs in a Game:	Dustin Williams vs. Oklahoma, May 14, 2016*
HRs in Consecutive At Bats:	Dustin Williams vs. Oklahoma, (3rd & 4th innings), May 14, 2016
Inside-the-Park Home Run:	Kevin Bradley vs. Alcorn State, March 11, 2015
2 Hits in an Inning:	Conor Costello vs. TCU, (3rd inn.), April 24, 2016
3 Hits in an Inning:	Toby Rhodes vs. Grambling, Feb. 11, 2000 (Tied for NCAA Record)
3 HBP in a Game:	Rafael Thomas vs. Western Illinois, March 18, 2009 (Game 2)
Led Off Game with HR:	Devin Shines vs. Texas Tech, May 21, 2011
Walk-Off Home Run:	Ryan Sluder vs. Dallas Baptist, April 21, 2015

A Cowboy Pitcher Had...

A Complete Game:	Thomas Hatch vs. Prairie View A&M, May 6, 2016*
A Complete Game (7 Innings):	Jason Hursh vs. NJIT, Feb. 23, 2013 (Game 1 - run-rule)
A Complete Game by a Freshman:	Jensen Elliott vs. West Virginia, April 3, 2016
Four-Straight Complete Games:	Spencer Grogan vs. Kansas State 4/25; Kansas 4/17; Baylor 4/11; Texas A&M 4/3, 2004
Consecutive Complete Games:	Thomas Hatch vs. TCU, April 22, 2016; vs. Texas, April 30, 2016; vs. Prairie View A&M, May 6, 2016
Consecutive Complete Games (7 Innings):	Matt Smith at Baylor (9), April 18, 1998; vs. Nebraska (7), April 24, 1998
A Shutout:	Thomas Hatch vs. Prairie View A&M, May 6, 2016*
A Shutout (7 Innings):	Frank Bludau vs. Kansas, March 19, 2000
Consecutive Shutouts:	Thomas Hatch vs. TCU, April 22, 2016; vs. Texas, April 30, 2016; vs. Prairie View A&M, May 6, 2016
A Combined Shutout:	Thomas Hatch (7.0) and Trey Cobb (2.0) vs. Nebraska, June 3, 2016*
A Combined Shutout (7 Innings):	Andrew Oliver (5), Brandon Adams (0.1), Justin Friend (1.2) vs. Texas Tech, May 13, 2007
A Shutout by a Freshman:	Matt Smith vs. Nebraska, April 24, 1998
Hit Four Batters in a Game:	Matt Gardner vs. La Salle, Feb. 16, 2007
A Three-Pitch Inning:	Rick Rivas (5th inn.) vs. Dallas Baptist, April 11, 2006
Had 10+ Strikeouts in a Game:	Thomas Hatch (10) vs. Nebraska, June 3, 2016*
A 1-Hit Game:	Matt Smith vs. Nebraska, April 24, 1998
A No-Hitter:	Bob Richardson vs. Houston, March 26, 1968
A No-Hitter (7 Innings):	Joe Giordanella vs. Oklahoma, April 1, 1985
A Combined No-Hitter:	Jason Bell (5.2), Brent Nichols (1.1), Rob Gaiko (1), Marcus Cuper (1) vs. Missouri Southern, March 16, 1993



The Last Time...

Oklahoma State (The Team)...

Scored 30+ Runs:30 vs. Western Illinois, March 18, 2009 (Game 1)
 Scored 20+ Runs:24 vs. Oklahoma, April 7, 2015
 Scored 10+ Runs in an Inning:12 (6th inn.) vs. Alabama A&M, March 23, 2010 (Game 2)
 Had 20+ Hits:20 vs. Oklahoma, April 7, 2015
 Had 7+ Doubles:10 vs. Minnesota, March 6, 2011
 Did Not Strikeout:vs. Kansas, May 2, 2010
 Had 4+ Triples:4 vs. Arkansas-Pine Bluff, March 23, 2011
 Had 10+ HRs:11 vs. Chicago State, Feb. 24, 1999
 Had 8 HRs:8 vs. Kansas, April 15, 2006
Had 10+ Walks:11 vs. Michigan, March 19, 2016
 Had 10+ Stolen Bases:11 vs. Wichita State, April 27, 1956
*Allowed Less Than Three Hits:1 vs. Kansas, May 21, 2016**
*Was Shut Out:vs. Oral Roberts, April 12, 2016**
*Was Shut Out at Home:vs. Oral Roberts, April 12, 2016**
 Was Shut Out on the Road:at Texas, April 25, 2014
 Had Back-to-Back Homers:Conor Costello/Kevin Bradley (5th inn.) vs. Alcorn State, March 11, 2015
 Had Three Consecutive Homers:Ty Wright/Shelby Ford/Tyler Mach vs. Western Illinois, Feb. 24, 2006
Struck Out 15+ Times:16 vs. Missouri State, March 8, 2016
 Turned a Triple Play:vs. Cal State Fullerton, May 31, 2014
Was Held to 2 or Less Hits:2 vs. Michigan, March 19, 2016
Committed 4+ Errors in a Game:4 vs. Abilene Christian, March 14, 2016
*Won Both Games of a Doubleheader:vs. Kansas, May 20, 2016**
 Lost Both Games of a Doubleheader:vs. Texas, April 14, 2012

An Opponent...

Threw a No-Hitter: Nick Schmidt (6), Brian McLelland (1) and Devin Collis (2), Arkansas, Feb. 11, 2006
 Threw a One-Hitter: B.R. Cook, Oregon State, Feb. 18, 1999
 Hit 3 HRs: Charlie Llewellyn, Texas-Arlington, March 10, 1993
Hit 2 HRs: Jackson Cramer, West Virginia, April 1, 2016
Had Back-to-Back HRs: Evan Skoug/Luken Baker (8th inn.), TCU, May 26, 2016
 Hit a Grand-Slam: Audie Afenir (3rd inn.), Oral Roberts, April 16, 2015
 Had 5+ Hits in a Game: Kyle Giusti (5), Abilene Christian, March 13, 2014
Had 6+ RBI in a Game: Michael Davis (7), Texas Tech, April 10, 2016
 Scored 10+ Runs in an Inning: UCLA (10 in the 6th inn.), May 26, 1997
 Had a Pinch-Hit Home Run: Daniel Mengden, Texas A&M, May 19, 2012
 Pitched a Complete Game: Andrew Morales, UC Irvine, June 7, 2014
Had 10+ Strikeouts in a Game: Jake Irvin (10), Oklahoma, April 20, 2016

italics — occurred during 2016 season

* — most recent occurrence in 2016