

2016 OKLAHOMA STATE COWBOY BASEBALL

Wade McWhorter • Coordinator, Media Relations • (405) 744-7853 (o) or 612-5240 (c) • wade.mcwhorter@okstate.edu
Oklahoma State Athletics Media Relations • 220 Athletics Center, Stillwater, OK 74078 • www.okstate.com

2016 SCHEDULE

Feb. 19	at UT Arlington%	L, 2-3
Feb. 20	vs. Stephen F. Austin%	W, 8-2
Feb. 20	at UT Arlington%	W, 5-3
Feb. 21	vs. Stephen F. Austin%	L, 4-5 (10)
Feb. 26	at #10 North Carolina	L, 1-2
Feb. 27	at #10 North Carolina	L, 6-7 (10)
Feb. 28	at #10 North Carolina	L, 3-4
March 1	Incarnate Word	W, 7-1
March 2	Incarnate Word	W, 3-2
March 4	Indiana State	W, 1-0
March 5	Indiana State	W, 9-2
March 6	Indiana State	L, 0-2
March 8	at #12 Missouri State	W, 6-5 (10)
March 11	Abilene Christian	W, 9-2
March 12	Abilene Christian	W, 16-0
March 14	Abilene Christian	W, 8-4
March 15	at #26 Dallas Baptist	W, 7-6
March 18	#18 Michigan	W, 6-3
March 19	#18 Michigan	W, 5-4
March 20	#18 Michigan	L, 2-4
March 22	at Wichita State	W, 17-0
March 24	at Kansas State*	W, 2-1
March 25	at Kansas State*	W, 5-4
March 26	at Kansas State*	W, 5-4 (10)
March 29	#15 Arkansas	W, 5-4
April 1	at West Virginia*	L, 4-5 (10)
April 2	at West Virginia*	L, 3-4
April 3	at West Virginia*	W, 8-1
April 8	#19 Texas Tech*	L, 1-5
April 9	#19 Texas Tech*	L, 2-8
April 10	#19 Texas Tech*	L, 5-15 (7)
April 12	Oral Roberts	L, 0-4
April 15	at Baylor*	W, 6-2
April 16	at Baylor* (DH, Game 1)	W, 10-7
	at Baylor* (DH, Game 2)	W, 3-1
April 20	at Oklahoma	W, 4-3
April 22	#4 TCU*	W, 9-0
April 23	#4 TCU*	L, 6-11
April 24	#4 TCU*	W, 11-7
April 26	at Arkansas	L, 6-7
April 30	at Texas* (DH, Game 1)	W, 3-0
	at Texas* (DH, Game 2)	W, 6-3
May 1	at Texas*	W, 8-4
May 6	Prairie View A&M	W, 9-0
May 7	Prairie View A&M	W, 12-0
May 10	Dallas Baptist	6 p.m.
May 13	Oklahoma* (OKC)	6:30 p.m.
May 14	Oklahoma* (Tulsa)	7:30 p.m.
May 15	Oklahoma* (Tulsa)	2 p.m.
May 17	at Oral Roberts	6:30 p.m.
May 19	Kansas*	6:30 p.m.
May 20	Kansas*	6 p.m.
May 21	Kansas*	3 p.m.
May 25-29	Big 12 Baseball Championship#	
June 3-6	NCAA Regionals\$	
June 5-8	NCAA Super Regionals\$	
June 14-25	College World Series!	

Bold italics indicates home game • All Times Central

* — Big 12 Conference game

% — Clay Gould Classic • Arlington, Texas

— Chickasaw Bricktown Ballpark • Oklahoma City

\$ — Campus Sites

! — TD Ameritrade Park • Omaha, Neb.



#12 Oklahoma State (30-15) vs. Dallas Baptist (32-14)

Allie P. Reynolds Stadium (4,000)
Stillwater, Okla.

Tues., May 10: 6 p.m.



Oklahoma State

Winners of five in a row, Oklahoma State (30-15) returns to midweek action Tuesday at 6 p.m. when the 12th-ranked Cowboys host Dallas Baptist at Allie P. Reynolds Stadium. Following Tuesday's contest, OSU returns to Big 12 Conference action with The Bedlam Series against Oklahoma this weekend. The Cowboys are in second place in the league standings with a 12-6 mark.

Led by Donnie Walton and his .359 batting average, the Cowboys are hitting a collective .258, while the pitching staff has posted a Big 12-best 2.94 ERA.

The Cowboys are coming off a 38-20 season in which they made their third consecutive NCAA Regional appearance, and expectations are again high. OSU was ranked in the top 10 nationally in four different preseason polls and returns seven starters from 2015, including All-Big 12 Conference performers Donnie Walton, Ryan Sluder and Corey Hassel.

The 2016 season marks OSU's fourth under Holliday, who compiled a 127-57 record in his first three seasons at his alma mater.

About The Patriots

Dallas Baptist, which sits atop the Missouri Valley Conference standings, comes to Stillwater on a four-game winning streak and is 32-14 on the season. Junior Darick Hall (.314, 16 HR, 58 RBI) leads an offense that owns a .293 team batting average, while the pitching staff sports a 3.52 ERA.

Expected to start on the mound for DBU is right-hander MD Johnson, who is 4-3 with a 5.35 ERA in 14 appearances, including six starts. Johnson started against OSU on March 15 and gave up four runs on five hits and four walks in 2 2/3 innings to take the loss.

OSU is 10-4 all time against Dallas Baptist, including a 7-6 win in Dallas on March 15. The Cowboys are 3-0 vs. the Patriots under Josh Holliday.

Watch, Listen, Follow

Tuesday's game will air live on FOX Sports Plus, with Dave Hunziker and Cowboy Baseball Hall of Famer Tom Holliday on the call.

All OSU baseball games are carried live by Stillwater Radio and air on KSPI 93.7 FM or 780 AM. Rex Holt, who is in his 34th season on the air with Cowboy baseball, will call the action, with Matt "Chief" Davis providing color commentary. Radio broadcasts are also available online at okstate.com/watch.

Live stats for all games can also be found at okstate.com, with links available under the Schedule tab on the baseball home page. Additionally, fans can follow the official OSU Baseball Twitter account, [@OSUBaseball](https://twitter.com/OSUBaseball), for in-game updates.

OSU PROBABLE STARTERS

Position Players			2016 Statistics				
Pos.	No.	Player	GP-GS	Avg.	HR	RBI	Noteworthy
C	16	Collin Theroux	42-39	.174	4	19	8-for-22 (.364), 6 RBIs last nine games
1B	22	Dustin Williams	43-43	.219	10	31	Tied for second in Big 12 in home runs
2B	3	J.R. Davis	37-36	.333	1	22	Cowboys are 22-6 w/Davis hitting leadoff
SS	5	Donnie Walton	45-43	.359	2	31	All-Big 12 First Team in 2014 & 2015
3B	7	Garrett Bengé	45-43	.308	4	33	Leads Cowboys in RBIs
RF	28	Corey Hassel	45-45	.266	3	23	Team-high 16 doubles, 12 sac bunts, 10 steals
CF	8	Ryan Sluder	33-31	.191	3	14	All-Big 12 Second Team in 2015
LF	13	Jon Littell	39-38	.252	2	16	Hitting .275 in Big 12 play
DH	18	Colin Simpson	23-12	.183	2	8	5 of his 11 hits for extra bases
or	44	Andrew Rosa	28-15	.238	0	9	3-for-5, 2 RBIs in Texas series

Starting Pitchers

[illegible]



2016 COWBOY BASEBALL ROSTER

NUMERICAL ROSTER

No.	Name	Pos.	B/T	Ht.	Wt.	Class	Hometown (High School/Previous School)
1	Alex Shaver	OF	L/L	5-11	189	Fr.	Sugarland, Texas (George Ranch HS)
2	J.R. Davis	INF	R/R	5-9	187	Jr.	Vallejo, Calif. (St. Patrick-St. Vincent HS/Contra Costa CC)
3	Garrett McCain	OF	R/L	6-0	186	So.	Wylie, Texas (Wylie East HS)
4	Jacob Chappell	INF	R/R	6-0	164	So.	Guthrie, Okla. (Guthrie HS)
5	Donnie Walton	INF	S/R	5-10	184	Sr.	Tulsa, Okla. (Bishop Kelley HS)
6	David Petrino	INF	R/R	5-10	198	Sr.	Springdale, Ark. (Shiloh Christian/Central Arizona CC)
7	Garrett Benge	INF	L/R	5-11	200	So.	Yukon, Okla. (Yukon HS/Cowley County CC)
8	Ryan Sluder	OF	R/R	6-2	197	Jr.	Amarillo, Texas (Amarillo HS)
13	Jon Littell	OF	R/R	6-3	205	So.	Stillwater, Okla. (Stillwater HS)
15	Garrett Williams	LHP	L/L	6-1	204	Jr.	Lubbock, Texas (Calvary Baptist HS)
16	Collin Theroux	C	R/R	6-1	223	Jr.	San Mateo, Calif. (Junipero Serra HS/San Joaquin Delta CC)
17	Baylor Rowlett	C	R/R	6-0	198	Fr.	College Station, Texas (College Station HS)
18	Colin Simpson	C	L/R	5-9	227	Fr.	Edmond, Okla. (Memorial HS)
19	Carson Teel	LHP	L/L	6-0	170	R-Fr.	Stillwater, Okla. (Stillwater HS)
22	Dustin Williams	1B	L/R	6-2	229	Jr.	Weatherford, Texas (Weatherford HS)
23	Bryce Verplank	RHP/OF	R/R	6-4	223	Fr.	Flower Mound, Texas (Marcus HS)
24	Conor Costello	RHP/OF	R/R	6-3	211	Sr.	Edmond, Okla. (Santa Fe HS/Arkansas)
25	Trey Cobb	RHP	R/R	6-1	199	Jr.	Broken Arrow, Okla. (Broken Arrow HS)
26	Luke Matheny	RHP	R/R	6-2	199	Fr.	Chesterfield, Mo. (Westminster Christian)
27	Michael Mertz	RHP	R/R	6-2	209	Jr.	Pflugerville, Texas (Pflugerville HS/Cisco College)
28	Corey Hassel	OF/RHP	R/R	5-10	175	Sr.	Stillwater, Okla. (Stillwater HS)
30	Remy Reed	RHP	R/R	6-5	225	Jr.	Frisco, Texas (Frisco HS/Navarro College)
31	Matt Wilson	LHP	L/L	6-5	209	So.	Dallas, Texas (Highland Park HS)
32	Ben Leeper	RHP	R/R	5-11	193	Fr.	Southlake, Texas (Southlake Carroll HS)
33	Mason O'Brien	1B	L/L	6-0	193	So.	Owasso, Okla. (Owasso HS)
34	Jensen Elliott	RHP	R/R	6-6	206	Fr.	Coppell, Texas (Coppell HS)
36	Max Simpson	RHP	R/R	6-3	201	So.	Tulsa, Okla. (Bishop Kelley HS/Hutchinson CC)
37	Tyler Buffett	RHP	R/R	6-2	197	Jr.	Albuquerque, N.M. (Albuquerque Academy)
38	Nick Gallo	INF	R/R	5-10	181	Jr.	West Palm Beach, Fla. (Palm Beach Gardens HS/Palm Beach St. CC)
39	Alex Hackerott	LHP	R/L	6-2	196	Sr.	Sand Springs, Okla. (Charles Page HS)
42	Jake Cowan	RHP	R/R	6-1	201	So.	Mangum, Okla. (Mangum HS/Cowley County CC)
43	Blake Battenfield	RHP	R/R	6-4	210	So.	Claremore, Okla. (Verdigris HS)
44	Andrew Rosa	INF	R/R	6-2	188	So.	Owasso, Okla. (Owasso HS)
45	Thomas Hatch	RHP	R/R	6-1	190	So.	Tulsa, Okla. (Jenks HS)
46	Joe Lienhard	RHP	R/R	6-4	239	Fr.	Wichita, Kan. (Kapaun Mt. Carmel HS)

COACHES

9	Josh Holliday – Head Coach (Fourth Season)
10	Rob Walton – Assistant Coach (Fourth Season)
12	James Vilade – Assistant Coach (First Season)
40	Mark Ginther – Volunteer Assistant Coach (Second Season)
	Heath Holliday – Director of Baseball Operations (First Season)
	Victor Romero – Graduate Manager (Second Season)

ALPHABETICAL ROSTER

No.	Name	Pos.
43	Battenfield, Blake	RHP
7	Benge, Garrett	INF
37	Buffett, Tyler	RHP
4	Chappell, Jacob	INF
25	Cobb, Trey	RHP
24	Costello, Conor	RHP/OF
42	Cowan, Jake	RHP
2	Davis, J.R.	INF
34	Elliott, Jensen	RHP
38	Gallo, Nick	INF
39	Hackerott, Alex	LHP
28	Hassel, Corey	OF/RHP
45	Hatch, Thomas	RHP
32	Leeper, Ben	RHP
46	Lienhard, Joe	RHP
13	Littell, Jon	OF
26	Matheny, Luke	RHP
3	McCain, Garrett	OF
27	Mertz, Michael	RHP
33	O'Brien, Mason	1B
6	Petrino, David	INF
30	Reed, Remy	RHP
44	Rosa, Andrew	INF
17	Rowlett, Baylor	C
1	Shaver, Alex	OF
18	Simpson, Colin	C
36	Simpson, Max	RHP
8	Sluder, Ryan	OF
19	Teel, Carson	LHP
16	Theroux, Collin	C
23	Verplank, Bryce	RHP/OF
5	Walton, Donnie	INF
22	Williams, Dustin	1B
15	Williams, Garrett	LHP
31	Wilson, Matt	LHP

PRONUNCIATION GUIDE

Benge	like binge (binj)
Hackerott	hacker-it
Lienhard	lin-hard
Littell	li-tell
Matheny	ma-thee-knee
Remy Reed	rimmy
Sluder	slew-der
Theroux	th-row
Vilade	rhymes with made

BY CLASS

Seniors (5): Costello, Hackerott, Hassel, Petrino, Walton
Juniors (10): Buffett, Cobb, Davis, Gallo, Mertz, Reed, Sluder, Theroux, D. Williams, G. Williams
Sophomores (11): Battenfield, Benge, Chappell, Cowan, Hatch, Littell, McCain, O'Brien, Rosa, M. Simpson, Wilson
Redshirt Freshmen (1): Teel
Freshmen (8): Elliott, Leeper, Lienhard, Matheny, Rowlett, Shaver, C. Simpson, Verplank

ROSTER BREAKDOWN

BY STATE

Oklahoma (16): Battenfield, Benge, Chappell, Cobb, Costello, Cowan, Hackerott, Hassel, Hatch, Littell, O'Brien, Rosa, C. Simpson, M. Simpson, Teel, Walton
Texas (12): Elliott, Leeper, McCain, Mertz, Reed, Rowlett, Shaver, Sluder, Verplank, D. Williams, G. Williams, Wilson
California (2): Davis, Theroux
Arkansas (1): Petrino
Florida (1): Gallo
Kansas (1): Lienhard
Missouri (1): Matheny
New Mexico (1): Buffett



RADIO/TV CHART



1

Alex Shaver
OF • L/L • 5-11, 189
Fr. • Sugarland, Texas




2

J.R. Davis
INF • R/R • 5-9, 187
Jr. • Vallejo, Calif.




3

Garrett McCain
OF • R/L • 6-0, 186
So. • Wylie, Texas




4

Jacob Chappell
INF • R/R • 6-0, 164
So. • Guthrie, Okla.




5

Donnie Walton
INF • S/R • 5-10, 184
Sr. • Tulsa, Okla.




6

David Petrino
INF • R/R • 5-10, 198
Sr. • Springdale, Ark.




7

Garrett Bengel
INF • L/R • 5-11, 200
So. • Yukon, Okla.



8

Ryan Sluder
OF • R/R • 6-2, 197
Jr. • Amarillo, Texas




13

Jon Littell
OF • R/R • 6-3, 205
So. • Stillwater, Okla.




15

Garrett Williams
LHP • 6-1, 204
Jr. • Lubbock, Texas




16

Collin Theroux
C • R/R • 6-1, 223
Jr. • San Mateo, Calif.




17

Baylor Rowlett
C • R/R • 6-0, 198
Fr. • College Station, Texas




18

Colin Simpson
C • L/R • 5-9, 227
Fr. • Edmond, Okla.




19

Carson Teel
LHP • 6-0, 170
R-Fr. • Stillwater, Okla.



22

Dustin Williams
1B • L/R • 6-2, 229
Jr. • Weatherford, Texas



23

Bryce Verplank
RHP/OF • R/R • 6-4, 223
Fr. • Flower Mound, Texas



24

Conor Costello
RHP/OF • R/R • 6-3, 211
Sr. • Edmond, Okla.




25

Trey Cobb
RHP • 6-1, 199
Jr. • Broken Arrow, Okla.




26

Luke Matheny
RHP • 6-2, 191
Fr. • Chesterfield, Mo.



27

Michael Mertz
RHP • 6-2, 209
Jr. • Pflugerville, Texas




28

Corey Hassel
OF/RHP • R/R • 5-10, 175
Sr. • Stillwater, Okla.




30

Remey Reed
RHP • 6-5, 225
Jr. • Frisco, Texas



31

Matt Wilson
LHP • 6-5, 209
So. • Dallas, Texas



32

Ben Leeper
RHP • 5-11, 193
Fr. • Southlake, Texas



33

Mason O'Brien
1B • L/L • 6-0, 193
So. • Owasso, Okla.



34

Jensen Elliott
RHP • 6-6, 206
Fr. • Coppell, Texas




36

Max Simpson
RHP • 6-3, 201
So. • Tulsa, Okla.




37

Tyler Buffett
RHP • 6-2, 197
Jr. • Albuquerque, N.M.




38

Nick Gallo
INF • R/R • 5-10, 181
Jr. • West Palm Beach, Fla.




39

Alex Hackerott
LHP • 6-2, 196
Sr. • Sand Springs, Okla.



42

Jake Cowan
RHP • 6-1, 201
So. • Mangum, Okla.



43

Blake Battenfield
RHP • 6-4, 210
So. • Claremore, Okla.



44

Andrew Rosa
INF • R/R • 6-2, 188
So. • Owasso, Okla.



45

Thomas Hatch
RHP • 6-1, 190
So. • Tulsa, Okla.



46

Joe Lienhard
RHP • 6-4, 239
Fr. • Wichita, Kan.



9

Josh Holliday
Head Coach
Fourth Season




12

James Vilade
Asst. Coach/Recruiting
First Season




10

Rob Walton
Asst. Coach/Pitching
Fourth Season



40

Mark Ginther
Volunteer Asst. Coach
Second Season



Heath Holliday
Director of Operations
First Season



GAME NOTES



2016 BIG 12 CONFERENCE STANDINGS

	Big 12		Overall		
	W	L	W	L	T
Texas Tech	17	4	37	13	0
Oklahoma State	12	6	30	15	0
TCU	11	7	33	12	0
West Virginia	11	9	27	19	0
Oklahoma	9	12	24	23	1
Texas	9	12	21	27	0
Kansas State	6	12	24	25	0
Baylor	6	12	20	24	0
Kansas	5	12	19	29	1

This Week's Big 12 Schedule

Tuesday		
Maryland at West Virginia	5:30 p.m.	
Texas Tech at Abilene Christian	6:30 p.m.	
McNeese State at Baylor	6:30 p.m.	
Stephen F. Austin at TCU	6:30 p.m.	
Wednesday		
McNeese State at Baylor	4 p.m.	
Friday		
William & Mary at West Virginia (DH)	3 p.m.	
TCU at Baylor	6:30 p.m.	
Kansas at Kansas State	6:30 p.m.	
Saturday		
TCU at Baylor	3 p.m.	
Kansas at Kansas State	6:30 p.m.	
Sunday		
William & Mary at West Virginia	Noon	
TCU at Baylor	1 p.m.	
Kansas at Kansas State	1 p.m.	

...

2016 Big 12 Preseason Coaches Poll

1. TCU (3)	6. West Virginia
2. Oklahoma State (3)	7. Kansas
3. Texas (3)	8. Kansas State
4. Oklahoma	9. Baylor
5. Texas Tech	

...

2016 Oklahoma State Awards/Accolades

Donnie Walton	Golden Spikes Award Watch List
Tyler Buffett	Co-Big 12 Pitcher of Week, 3/7
Dustin Williams	Big 12 Player of Week, 3/14
Conor Costello	Senior CLASS Award candidate
Trey Cobb	Big 12 Pitcher of the Week, 3/21
Tyler Buffett	Big 12 Pitcher of Week, 3/28
J.R. Davis	Big 12 Newcomer of Week, 4/4
Jensen Elliott	Big 12 Pitcher of Week, 4/4
Trey Cobb	Big 12 Pitcher of the Week, 4/18
Jensen Elliott	Big 12 Newcomer of Week, 4/18
Tyler Buffett	Nat'l. Pitcher of Year Watch List
Donnie Walton	Brooks Wallace Award Watch List
Thomas Hatch	Big 12 Pitcher of Week, 4/25
Tyler Buffett	NCBWA Stopper of Year Watch List
Thomas Hatch	Big 12 Pitcher of Week, 5/9

In The Polls

OSU moved up in this week's national polls and is ranked as high as 12th by *Collegiate Baseball*. The Cowboys are also ranked No. 13 by Perfect Game, 15th in the NCBWA and *USA Today* coaches polls, 16th in the *Baseball America* poll and No. 18 by *D1Baseball.com*.

OSU has been ranked in at least one national poll for 64 consecutive weeks dating back to 2013, when the Cowboys were in the polls for the final 14 weeks of the season. During that time, they have spent 16 weeks in the Top 10 and been ranked as high as No. 3 (by the NCBWA in 2014). They finished the '14 season ranked 10th in each of the final polls, marking the 19th time in program history OSU ended the season in the top 10 in the national polls.

2,500 Club

Oklahoma State entered 2016 as one of only 18 programs in Division I history to reach 2,500 victories, beginning the year with 2,513 all-time wins. Of those achieving that feat, only one has played fewer seasons than OSU's 104 (Florida State with 68).

OSU entered the 2016 season ranked sixth all time in NCAA history with a .665 winning percentage.

The Century Mark

In his third season as head coach at his alma mater, Josh Holliday became the sixth skipper to record 100 career wins at Oklahoma State. Holliday's 100th win came on March 13, 2015, against Grand Canyon in his 143rd game, making him the second-fastest Cowboy boss to reach 100 victories.

Coach	Games to reach 100 wins	Season reached 100 wins
Toby Greene	140	8th
Josh Holliday	143	3rd
Gary Ward	146	3rd
Tom Holliday	147	3rd
Chet Bryan	161	6th
Frank Anderson	162	3rd

Omaha

The Cowboys' coaching staff is no stranger to the College World Series, with Josh Holliday and Rob Walton combining for nine CWS appearances as either a player or coach.

Holliday played on a pair of CWS teams at OSU (1996 & 1999) and has coached in the CWS as an assistant at Georgia Tech (2006), Arizona State (2009) and Vanderbilt (2011).

Walton spent four seasons as a pitcher at OSU from 1983-86, and each of those teams appeared in the CWS.

Baseball In Their Blood

Baseball — and Oklahoma State — is definitely a family affair for Josh Holliday.

Josh's father, Tom, served as an OSU assistant coach for 19 years then took over as the Cowboys' head coach from 1997-2003, leading the program to its last College World Series appearance in 1999 (and coaching Josh in his final three collegiate seasons). Tom has spent four decades as a collegiate coach and was inducted into the Cowboy Baseball Hall of Fame in 2016.

Josh's younger brother, Matt, is an outfielder for the St. Louis Cardinals. In 12 major league seasons, Matt has been named to seven MLB All-Star teams.

Josh's uncle, Dave Holliday, was an OSU assistant coach from 1981-88 and has since held a variety of roles in Major League Baseball, including his current spot as a professional scout for the Atlanta Braves.

Home Sweet Home

Allie P. Reynolds Stadium has been home to Oklahoma State baseball since April 4, 1981, and in those 35 seasons, the Cowboys have been nearly unbeatable on their home field.

OSU is 894-215 (.806) all time at Reynolds Stadium and has lost more than two consecutive games on its home turf only six times (six in a row in 2007; four straight in 2016; three in a row in 2010, 2012, 2013 and 2014).

The Cowboys are 14-7 on their home field in 2016.

On The Road Again and Again and Again and Again and Again and Again and Again and...

As has become commonplace, OSU opened Big 12 Conference play on the road in 2016.

The Cowboys have begun league play at Allie P. Reynolds Stadium only twice since 2003 (in 2005 and 2013), and this season OSU opened at Kansas State.

The trend will continue in the near future as the conference office has set schedules for 2017 and 2018, and in each of those seasons, OSU opens Big 12 action away from Stillwater.

Since 2004 and spanning through 2018, OSU will have opened conference play on the road 13 times and only two times at home. Since Big 12 baseball began play in 1997, the Cowboys will have opened league play on the road 16 times and just six times in Stillwater.

Big 12 Home Series Winning Streak Snapped

Prior to being swept by Texas Tech (April 8-10), OSU had not lost a three-game Big 12 Conference series at Allie P. Reynolds Stadium since 2012 when it was swept by Texas A&M on the final weekend of the season. From 2013-15, the Cowboys won nine consecutive three-game league series on their home field following a split in a rain-shortened two-game series with Baylor to open league play in 2013. (In 2015 OSU lost its only game vs. West Virginia in Stillwater — the final two games of the series were canceled due to weather).



GAME NOTES



**Josh
Holliday**
Head Coach,
Fourth Season

Josh Holliday returned home to take over the Oklahoma State baseball program when he was named the 15th head coach in program history on June 8, 2012.

Holliday's hire has paid huge and immediate dividends as he has led the OSU program back to national prominence in his first three years at the helm.

Since taking over the reins, Holliday has guided the Cowboys to three-straight NCAA Tournament appearances, the program's first-ever regular season Big 12 Conference championship and its third NCAA Super Regional berth. During Holliday's three-year tenure, the Cowboys have won 127 games, the second-highest win total among Big 12 teams during that span.

The Oklahoma State alumnus and native of Stillwater made an immediate impact in his first season at the helm, leading the Cowboys to a 41-19 record and the finals of the NCAA Louisville Regional.

OSU's 41 wins in 2013 was its most since 2008, and the Cowboys' second-place finish in the Big 12 Conference was also its best in five years.

Under Holliday's direction, the Cowboys won five of their eight Big 12 series, including four in a row to end the season, and OSU had 11 players garner All-Big 12 accolades, its most since 2008.

OSU's second season under Holliday was even better, and he became the first-ever Cowboy skipper to be named the Big 12 Conference Coach of the Year.

In 2014, the Cowboys went 48-18, marking the most wins for the program since 1994. OSU captured the Big 12 regular season crown with an 18-6 mark, then went on to win the NCAA Stillwater Regional championship and advance to the NCAA Stillwater Super Regional, its first Super Regional appearance since 2007.

The 2014 season also saw the Cowboys win their final seven Big 12 Conference series and rank in the top 10 nationally in five categories, including home runs, walks, sacrifice bunts and winning percentage.

Further adding to the accolades, 2014 also saw a pair of Cowboys — Brendan McCurry and Zach Fish — earn All-America honors. Fish was named the Big 12 Player of the Year and was one of 11 Cowboys to garner All-Big 12 accolades, which included a school-record six first-team honorees.

Holliday is the first former OSU player to serve as the program's head coach. A four-year letterwinner for the Cowboys from 1996-99, Holliday was a starter on teams that made four NCAA Tournament appearances and reached the College World Series in 1996 and 1999.

For 11 years, Holliday served as an assistant coach at some of the nation's top baseball programs. He started his coaching career at OSU before serving on the staffs at North Carolina State, Georgia Tech, Arizona State and Vanderbilt. He coached seven NCAA Tournament teams and three of those advanced to the College World Series (Georgia Tech in 2006, Arizona State in 2009 and Vanderbilt in 2011).

A four-year letterwinner who played in 256 games, which ranks second all time at OSU, Holliday compiled a career .311 batting average to go along with 53 home runs, 62 doubles and 237 RBIs. He was inducted into the OSU Baseball Hall of Fame in 2003.

Holliday's name is prominent throughout the OSU record book. He is OSU's all-time leader in base on balls with 225 and ranks in the top five on the Cowboys' career lists in games, at bats, runs, hits, doubles, total bases, RBIs and hit by pitches while ranking seventh in homers.

Holliday was a three-time All-Big 12 performer, earning first-team honors in 1998 (at catcher) and 1999 (at third base). He was a second-team selection as a utility player in 1997 and was named the Big Eight Conference Freshman of the Year and a Freshman All-American in 1996.

Holliday Year-By-Year At OSU

	Overall	Big 12
2013	41-19	13-10
2014	48-18	18-6
2015	38-20	14-8
2016	<u>30-15</u>	<u>12-6</u>
Totals	157-72 (.686)	57-30 (.655)

THE JOSH HOLLIDAY FILE

- **1996-99:** Played at Oklahoma State
- **1999-00:** Played in Toronto Blue Jays organization
- **2001-03:** Oklahoma State assistant coach
- **2004:** North Carolina State assistant coach
- **2005-07:** Georgia Tech assistant coach
- **2008-09:** Arizona State assistant coach
- **2010-12:** Vanderbilt assistant coach
- **2013-pres.:** Oklahoma State head coach

Building A Winner

In the first three seasons as head coach at his alma mater (2013-15), Josh Holliday has built quite an impressive resume. Just a few of the highlights:

- OSU's .690 winning percentage was the highest among Big 12 teams from 2013-15;
- OSU has finished first or second in the conference standings each year (1st in 2014, 2nd in 2013 and 2015);
- The Cowboys finished in the top 10 in the national rankings in 2014 after ending the 2013 season ranked as high as No. 19. Counting the 2016 preseason polls, they've been nationally ranked for 52 consecutive weeks.
- In 2014, OSU advanced to the third Super Regional in program history and won its first-ever Big 12 Conference regular season championship;
- OSU has hosted two NCAA Regionals and been the top-seeded team both times;
- The Cowboys have earned three NCAA Regional berths and advanced to the regional championship round twice;
- OSU has won at least five of its eight Big 12 Conference series each season (5 in 2013, 7 in 2014, 6 in 2015).

Big 12's Best

Oklahoma State's .690 winning percentage (127-57) from 2013-15 marked the highest in the Big 12 Conference during that span. TCU came in second at .677, with the Cowboys only trailing the Horned Frogs by one in the win column.

OSU has also finished first or second in the league standings each of the last three years, and the Cowboys are the only Big 12 team over that span to finish over .500 in conference play each year.

Comeback Cowboys

Come-from-behind victories have become a trend for the Cowboys under Josh Holliday. OSU has overcome deficits to win 67 games in Holliday's four seasons, notching 18 comeback wins in 2013, 28 in 2014 and 15 a year ago.

Awards Show

A number of Cowboys who earned all-conference recognition a year ago return in 2016.

Donnie Walton was named to the All-Big 12 First Team as an infielder last season, while outfielders Ryan Sluder and Corey Hassel each picked up All-Big 12 Second Team honors.

Earning All-Big 12 honorable mention accolades were first baseman Dustin Williams and pitchers Trey Cobb and Remy Reed, while Jacob Chappell was named to the Big 12 All-Freshman Team.

I Feel A Draft

OSU has nine players on its 2016 roster who have been Major League Baseball Draft picks, including a pair of two-time draftees in Conor Costello (2011, Cincinnati, 16th/2015, Pittsburgh 38th) and Donnie Walton (2012, NY Mets, 36th/2015, Milwaukee, 23rd). Other MLB Draft picks include: Garrett Bengt (2015, Cleveland, 22nd); Thomas Hatch (2013, Colorado, 32nd); Jon Littell (2014, Washington, 39th); David Petrino (2014, Chicago Cubs, 39th); Andrew Rosa (2013, Boston, 30th); Collin Theroux (2015, Minnesota, 33rd); and Garrett Williams (2013, San Diego, 33rd).

Close Calls

OSU is 36-21 in one-run games since 2013, including a 10-8 mark this season. After losing their first five one-run games this season, including four via walk-off, the Cowboys won nine in a row before dropping two at West Virginia. Under head coach Josh Holliday (2013-pres.), 37 of the Cowboys' 72 losses have come by two runs or less.

Small Ball

OSU has smashed program records for sacrifice bunts each of the last three years.

In 2014, the Cowboys were third nationally with 88 sacrifice bunts, which trumped the 2013 team's 74 sac bunts to set a program record. Donnie Walton ranked fourth in the NCAA in 2014 with 22 sac bunts and has racked up an OSU career-record 54 sacrifice bunts, a total which ranks ninth on the NCAA's all-time list.

Last season, OSU led the NCAA with 81 sacrifice bunts, and four different Cowboys had at least 10 sac bunts.

Swept Away

OSU made history with its sweep of Texas in Austin as it marked the first time OSU has swept three Big 12 road series in a single season. The Cowboys also swept Kansas State and Baylor on the road this year.

The Cowboys finished the season 10-2 in Big 12 road games, the lone losses coming at West Virginia.

Strong-Armed

In three seasons under the direction of coach Rob Walton, OSU's pitching staff has turned in impressive numbers.

The Cowboys' success under Walton includes 12 All-Big 12 pitchers, two consensus first-team All-Americans, a Big 12 Pitcher of the Year and a first-round Major League Baseball Draft pick.

Here's just a sampling of how the Cowboys have performed under Walton:

- OSU's pitching staff led the Big 12 in ERA in conference-only games in 2014 (2.43) and 2015 (2.50).
- The Cowboys' 2.84 ERA in 2015 ranked eighth nationally and was the lowest by an OSU pitching staff since 1973.
- OSU recorded seven shutouts in both 2013 and 2014, marking just the fourth and fifth times in program history the Cowboys had reached that mark. In the 26 seasons prior to 2013, the program had reached seven shutouts only once.
- Over the last three seasons, OSU has seen Jason Hursh drafted in the first round of the 2013 Major League Baseball Draft, Brendan McCurry (2014) and Michael Freeman (2015) named first-team All-Americans and Freeman garner Big 12 Pitcher of the Year honors.
- Freeman's 1.31 ERA ranked sixth in the NCAA in 2015 and was the fifth lowest in a single season in OSU history.
- McCurry set OSU records for single-season saves (19) and career saves (27).



GAME NOTES

COWBOY BASEBALL BY THE NUMBERS

2,513/.665	OSU enters the 2016 season, the 105th in program history, with 2,475 wins and a .665 winning percentage
115	OSU has had 115 All-Americans in its history
100	Career home runs hit by Cowboy Pete Incaviglia, an NCAA record
61	OSU's record for wins in a season, set in 1984 & 1988
58	Consecutive game hitting streak for Robin Ventura in 1987, an NCAA record
48/143	Number of home runs & RBIs for Pete Incaviglia during the 1985 season, both NCAA records
41	NCAA Tournament berths for OSU, the fourth-highest total all time
38	Number of Cowboys to earn All-Big 12 First Team honors
31	Conference championships for the Cowboys (24 Big Eight, 5 Missouri Valley, 2 Big 12)
24	Big Eight Conference championships, a record
23	Cowboys have been named first-team All-American
19	College World Series appearances by OSU, which ranks sixth all time
18	Cowboys drafted in the first round of the Major League Baseball Draft
16	OSU won an NCAA record 16-straight Big Eight Conference championships from 1981-1996
14	Top 10 finishes in Baseball America final season polls (since 1981)
7	50 win seasons by the Cowboys
6	Berths in the College World Series championship game
4	Cowboys in the National College Baseball Hall of Fame - Robin Ventura, Pete Incaviglia, Gary Ward & Tom Borland
3	NCAA Super Regional appearances by the Cowboys - 1999, 2007, 2014
2	Cowboy alumni who are Major League Baseball managers - Robin Ventura (White Sox) & John Farrell (Red Sox)
2	Cowboys named Big 12 Conference Player of the Year - Zach Fish (2014) & Tyler Mach (2006)
2	Cowboys named Big 12 Conference Pitcher of the Year - Michael Freeman (2014) & Andrew Heaney (2012)
1	National championship for OSU, which came in 1959
1	Golden Spikes Award winner - Robin Ventura in 1988

Dealing

OSU leads the Big 12 with a 2.94 team ERA, with Thomas Hatch posting a league-best 1.52 ERA and Tyler Buffett ranking third at 1.78. Two other Cowboys rank in the top 10 — Jensen Elliott (ninth at 3.18) and Trey Cobb (10th at 3.49). OSU also leads the conference with a .238 opponent batting average and ranks second in shutouts (7) and saves (14).

Back In The Saddle

Donnie Walton spurned professional baseball last summer to return for his senior season with the Cowboys in 2016. Walton has established himself as one of the Big 12's elite players since arriving on campus in 2013. In 205 career games, the switch hitter owns a .318 batting average to go along with 10 home runs, 123 RBIs, 42 doubles and an OSU-record 55 sacrifice bunts (which ranks seventh on the NCAA's all-time list).

Primarily a shortstop throughout his career, Walton is one of just nine players in OSU history to earn All-Big 12 First Team accolades twice (in 2014 & 2015), with no Cowboy ever achieving that status three times. A 23rd-round draft pick of the Milwaukee Brewers last June, Walton chose not to sign a pro contract and instead starred in the prestigious Cape Cod Baseball League. He was named the CCBL All-Star Game MVP and then earned the Star of Stars Award as the most valuable player of the CCBL playoffs after leading the Yarmouth-Dennis Red Sox to the league championship.

Walton was one of 50 players on USA Baseball's 2016 Golden Spikes Award Preseason Watch List and was recently named to the Brooks Wallace Award (nation's top shortstop) Watch List by the National College Baseball Hall of Fame.

Hometown Hero

Corey Hassel played in 86 games and hit just .208 in his first two seasons at OSU, but the Stillwater native had a breakout junior campaign for his hometown Cowboys in 2015.

Used mostly as a late-game defensive replacement and pinch runner in 2013 and 2014, Hassel became a regular starter in the outfield as a junior and led the Cowboys with a .312 batting average. He also topped OSU in multi-hit games (18) and multi-RBI efforts (11) en route to All-Big 12 Second Team honors. In conference play, Hassel hit .344 with two home runs and 18 RBIs and led OSU in numerous offensive categories, including RBIs, hits (31) and doubles (6).

The only Cowboy to start all 45 games this season, Hassel leads OSU with 14 doubles, 12 sacrifice bunts and 10 stolen bases.

The Candyman Can

Tyler Buffett was a reliable performer on the mound in his first two seasons in Stillwater, but he has taken on a starring role in 2016.

In a team-high 26 appearances, 25 of those in relief, the junior right-hander is 5-1 with eight saves and a 1.74 ERA, with the five wins and eight saves marking career highs. He leads the Big 12 in opponent batting average (.197) and ranks second in appearances and saves.

In the month of March, Buffett appeared in 11 of OSU's 18 games and went 4-0 with four saves and a 1.54 ERA to go along with 27 strikeouts in 23 1/3 innings. He was named the Big 12 Pitcher of the Week twice (March 7th and 28th).

Named to the National Pitcher of the Year Award Watch List by the National College Baseball Hall of Fame and the NCBWA's Stopper of the Year Watch List, Buffett is 2-0 with five saves and a 1.56 ERA in 10 relief outings in Big 12 play. He has allowed only three runs in 17.1 innings while racking up 19 strikeouts against league foes.

Deep Threat

Dustin Williams tied for the OSU lead with six home runs last season — and in 15 games this year, he'd already equaled his long ball total of a year ago.

The Cowboys' junior first baseman is currently tied for second in the Big 12 lead with 10 homers.

The left-handed hitting Williams was named the Big 12 Player of the Week on March 14 following a three-game stretch that saw him go 5-for-11 (.455) at the plate with four home runs, seven RBIs, 17 total bases and a 1.545 slugging percentage. He homered in all three games — including twice in one of them — and also drove in multiple runs in each contest.

Workhorse

Trey Cobb became the Cowboys' go-to pitcher out of the bullpen in 2015. His team-high 31 appearances marked the third most in a single season in OSU history, and the right-hander compiled a 5-2 record and two saves to go along with a 2.61 ERA. In 58.2 innings — all in relief — Cobb racked up 53 strikeouts, and opponents hit just .221 against him as he earned honorable mention All-Big 12 accolades.

Cobb has made 15 appearances this season, nine of those as a starter, and is 4-6 with two saves and a 3.49 ERA. He also ranks third in the Big 12 with a team-high 71 strikeouts in 56.2 innings, including a career-high 13 in six innings of work in a win against 18th-ranked Michigan and 12 in a victory vs. Baylor.

The opening day starter for the Cowboys vs. UT Arlington, Cobb's next six appearances came in relief before he re-joined the weekend starting rotation March 14 against Abilene Christian.

Cobb has twice been named the Big 12 Pitcher of the Week this season — April 4 and April 18.

Hit Man

Garrett Bengé put up video game numbers at the junior college level last season, and he's proving to be a valuable hitter in his first season in an OSU uniform.

As a freshman at Cowley County CC, Bengé was the 2015 NJCAA Division I Player of the Year after hitting .502 with 19 home runs, 97 RBIs, 26 doubles and four triples. In 59 games, he collected 103 hits and a .946 slugging percentage.

Now manning the hot corner in Stillwater, Bengé has swung a consistent bat for the Cowboys as he's hitting .315 with a .500 slugging percentage.



GAME NOTES

CHASING HISTORY OSU CAREER/SEASON RECORDS

Career Sacrifice Hits

1. Donnie Walton (2013-pres.)	55
2. Gage Green (2012-15)	36
Fred Ocasio (1991-94)	36
4. Chris Gutierrez (2003-05)	31
5. Ty Wright (2004-07)	30
6. Keanon Simon (2004-07)	28
7. Corey Hassel (2013-pres.)	27
Saulyer Saxon (2011-14)	27
9. Scott Wade (1982-84)	21
10. Jacob Chappell (2015-pres.) & two others	20

Career Triples

1. Benji de la Rosa (1980-82)	20
2. Scott Wade (1982-84)	19
3. Corey Brown (2005-07)	17
...	
9. Five players tied with	10
...	
-- Dustin Williams (2014-pres.)	9

Career Hits

1. Robin Ventura (1986-88)	329
2. Brad Beanblossom (1987-90)	314
3. Ty Wright (2004-07)	309
...	
10. Billy Gasparino (1997-99)	252
...	
-- Donnie Walton (2013-pres.)	236

Career Games

1. Brad Beanblossom (1987-90)	271
2. Josh Holliday (1996-99)	256
3. Randy Whisler (1982-85)	237
...	
10. Robin Ventura (1986-88)	210
Monty Fariss (1986-88)	210
...	
Donnie Walton (2013-pres.)	205

Career Appearances

1. Rob Gaiko (1992-95)	87
Rob Linfante (1991-94)	87
3. Vince Wheeland (2011-14)	85
...	
10. Billy Kanwisher (1990-93)	66
...	
Alex Hackerott (2013-pres.)	65
Trey Cobb (2014-pres.)	64

Career Shutouts

1. John Farrell (1981-84)	6
2. Three tied with	4
3. Thomas Hatch & seven others with	3

Season Shutouts

1. John Farrell (1984)	5
2. Jim Jacobsen (1973)	4
3. Thomas Hatch (2016) & five others with	3

Season Saves

1. Brendan McCurry	19
2. Three tied with	10
5. Jordy Mercer (2008)	9
6. Tyler Buffett (2016)	8
Brendan McCurry (2013)	8

Hit For Cycle in Big 12 Era (since 1997)

J.R. Davis vs. West Virginia	4/3/16
Zach Johnson vs. Kansas State	4/29/11
Josh Fields vs. UT Pan American	4/15/03

Injuries Take A Toll

Several key Cowboys have missed significant time this season due to injury. A shoulder issue kept Garrett Williams out of action until a relief appearance on March 25, while three starters have also been out extended periods — Conor Costello has missed 18 games due to a broken hamate and a sprained knee, Ryan Sluder (thumb) missed nine games and Colin Simpson (hamate) was out of action for 15.

After fouling a ball off his foot against Arkansas on March 29, Donnie Walton had to leave the game and was limited to pinch hitting and DH duties in the series at West Virginia.

The Cyclist

J.R. Davis made history in the series finale at West Virginia when he joined Josh Fields (2003) and Zach Johnson (2011) as the only OSU players to hit for the cycle during the Big 12 era (since 1997). The Cowboy second baseman is also one of just 18 Big 12 players to ever hit for the cycle.

After leading off Sunday's game vs. WVU with a walk, Davis delivered an RBI triple in the third and a leadoff single in the sixth. In the eighth, he hit his first-career home run, a two-run shot, and then in the ninth he recorded an RBI double to complete the cycle. He finished the historic day 4-for-4 with a career-high four RBIs and three runs scored.

Davis, a JUCO transfer who had not played since 2014 prior to joining OSU this season, appeared in just one of the Cowboys' first nine games this season but was inserted in the starting lineup at second base March 1 vs. Indiana State and has not left since. He owns a .333 batting average in 37 games, and the Cowboys are 22-6 with Davis batting in the leadoff spot.

Friday Night Filth

Thomas Hatch missed the 2015 season with a sprained UCL, but he has returned to the OSU rotation as the Cowboys' Friday night starter this year and is consistently displaying the talent he showed glimpses of as a freshman two years ago.

Hatch has made 12 starts as a redshirt sophomore and is 5-1 with a Big 12-best 1.36 ERA. The right-hander also leads the conference with 86.0 innings pitched, and he has worked six or more innings in 10 of his 12 starts, including three complete games.

Hatch's three complete games also leads the Big 12, and he's been dominant in those performances (vs. TCU, Texas and Prairie View), tossing shutouts in all three to become just the 10th pitcher in Big 12 history to record three shutouts in a season. Against No. 4 TCU, he racked up a career-high 10 strikeouts and did not allow a runner past first base until the ninth inning; he followed that with six-strikeout effort in blanking Texas as he became the first Cowboy pitcher since All-American Andrew Heaney in 2012 to record consecutive shutouts. Against PVAMU, he took a perfect game into the seventh and struck out a career-high 11 while allowing just two hits and facing only one hitter over the minimum.

In Big 12 play, Hatch is 3-1 with a 1.17 ERA. He's tossed two shutouts in six starts while striking out 40 in 46.0 innings of work.

Of the 68 hits Hatch has allowed this season, only three have gone for extra bases (two doubles and a home run).

Hatch Is Going Streaking

Thomas Hatch has not allowed an earned run in 35 1/3 consecutive innings dating back to the seventh inning of his start against Texas Tech on April 8. The only runs he has given up during the streak were two of the unearned variety against Baylor on April 15.

Hatch has also recorded a streak of 29 2/3 consecutive scoreless frames dating back to the seventh inning vs. Baylor.

Fantastic Freshman

OSU's pitching staff is arguably the best in the Big 12, and Jensen Elliott is a big reason why. The freshman right-hander has been in the Cowboys' weekend starting rotation throughout the year, making 12 starts and compiling a 7-2 record and 3.18 ERA. He leads OSU with four wins in Big 12 play, where he's 4-1 in six starts.

Elliott won his first-career start on Feb. 20 at UT Arlington with five shutout innings, and in the series finale at West Virginia he became the first OSU freshman since Matt Smith in 1998 to throw a complete game. In that game, he threw 133 pitches and allowed just one run on four hits while striking out four in a performance that earned him Big 12 Pitcher of the Week honors. He was also named the Big 12 Newcomer of the Week on April 18 following his win over Baylor.

Award Tour

OSU has had 10 Big 12 weekly award winners in 2016, which is tied for the second-most in a single season in conference history (the record is 11 by Baylor in 2012), and the Cowboys set a record with seven pitcher of the week honorees.

Tyler Buffett (March 7 and March 28), Trey Cobb (April 4 and April 18) and Thomas Hatch (April 25 and May 9) have each been named Big 12 Pitcher of the Week twice, while Jensen Elliott has been the Big 12 Pitcher of the Week (April 4) and Newcomer of the Week (April 18). Other winners are Dustin Williams (Player of Week on March 14) and J.R. Davis (Newcomer of Week on April 4).

Short Hops

OSU is 27th in the latest official NCAA RPI ... The Cowboys have turned 57 double plays this season, which ranks fifth nationally ... OSU is 7-8 against ranked teams this season.

OKSTATE.COM
f t y g+ i OSUATHLETICS



COWBOYS IN THE RANKINGS

Baseball America (May 9)

1. Florida	40-8
2. Texas A&M	37-10
3. Mississippi State	33-14
4. Miami (Fla.)	33-8
5. Texas Tech	37-13
6. Mississippi	36-13
7. Florida State	32-13
8. South Carolina	36-11
9. Louisville	38-10
10. TCU	33-12
11. LSU	31-16
12. Vanderbilt	36-12
13. North Carolina State	32-14
14. Rice	31-14
15. Virginia	31-17
16. Oklahoma State	30-15
17. Florida Atlantic	33-13
18. Tulane	31-14
19. Southern Miss	31-14
20. Washington	27-16
21. Arizona	31-16
22. Cal State Fullerton	30-16
23. Clemson	31-16
24. UC Santa Barbara	31-12
25. Creighton	32-10

USA Today (May 9)

1. Florida	40-8
2. Texas A&M	37-10
3. Miami (Fla.)	33-8
4. Mississippi State	33-14
5. Louisville	38-10
6. Florida State	32-13
7. Vanderbilt	36-12
8. South Carolina	36-11
9. Texas Tech	37-13
10. TCU	33-12
11. Mississippi	36-13
12. North Carolina State	32-14
13. LSU	31-16
14. Virginia	31-17
15. Oklahoma State	30-15
16. Florida Atlantic	33-13
17. Oregon State	29-15
18. UC Santa Barbara	31-12
19. Michigan	34-12
20. Arizona	31-16
21. Rice	31-14
22. North Carolina	30-17
23. Coastal Carolina	34-14
24. Clemson	31-16
25. Georgia Tech	31-15

NCBWA (May 9)

1. Florida	40-8
2. Texas A&M	37-10
3. Mississippi State	33-14
4. Miami (Fla.)	33-8
5. Louisville	38-10
6. Florida State	32-13
7. Vanderbilt	36-12
8. TCU	33-12
9. Mississippi	36-13
10. South Carolina	36-11
11. Texas Tech	37-13
12. North Carolina State	32-14
13. LSU	31-16
14. Virginia	31-17
15. Oklahoma State	30-15
16. UC Santa Barbara	31-12
17. Oregon State	29-15
18. Florida Atlantic	33-13
19. Michigan	34-12
20. North Carolina	30-17
21. Louisiana-Lafayette	31-17
22. Clemson	31-16
23. Southern Miss	31-14
24. Georgia Tech	31-15
25. Arizona	31-16
26. Coastal Carolina	34-14
27. Rice	31-14
28. Creighton	32-10
29. Tulane	31-14
30. Washington	27-16

Collegiate Baseball (May 9)

1. Florida	40-8
2. Miami (Fla.)	33-8
3. South Carolina	36-11
4. Florida State	32-13
5. Texas A&M	37-10
6. Louisville	38-10
7. Mississippi State	33-14
8. Vanderbilt	36-12
9. Texas Tech	37-13
10. North Carolina State	32-14
11. Virginia	31-17
12. Oklahoma State	30-15
13. TCU	33-12
14. Washington	27-16
15. Cal State Fullerton	30-16
16. Southern Miss	31-14
17. Arizona	31-16
18. Rice	31-14
19. Tulane	31-14
20. Mississippi	36-13
21. LSU	31-16
22. Georgia Tech	31-15
23. South Alabama	36-14
24. Coastal Carolina	34-14
25. Indiana	28-17
26. UC Santa Barbara	31-12
27. Minnesota	30-15
28. Arizona State	28-16
29. Michigan	34-12
30. Creighton	32-10

D1Baseball (May 9)

1. Florida	40-8
2. Texas A&M	37-10
3. Miami (Fla.)	33-8
4. Mississippi State	33-14
5. Florida State	32-13
6. Louisville	38-10
7. Texas Tech	37-13
8. Mississippi	36-13
9. South Carolina	36-11
10. North Carolina State	32-14
11. Vanderbilt	36-12
12. Virginia	31-17
13. Rice	31-14
14. TCU	33-12
15. Tulane	31-14
16. LSU	31-16
17. Washington	27-16
18. Oklahoma State	30-15
19. Georgia Tech	31-15
20. Coastal Carolina	34-14
21. East Carolina	30-16
22. Arizona	31-16
23. Florida Atlantic	33-13
24. Oregon State	29-15
25. Minnesota	30-15

Perfect Game (May 9)

1. Florida	40-8
2. Texas A&M	37-10
3. Mississippi State	33-14
4. Miami (Fla.)	33-8
5. Florida State	32-13
6. Louisville	38-10
7. Vanderbilt	36-12
8. South Carolina	36-11
9. Mississippi	36-13
10. Texas Tech	37-13
11. North Carolina State	32-14
12. TCU	33-12
13. Oklahoma State	30-15
14. UNC Wilmington	33-11
15. Tulane	31-14
16. Michigan	34-12
17. Florida Atlantic	33-13
18. Bryant	36-9
19. Southern Miss	31-14
20. Rice	31-14
21. Coastal Carolina	34-14
22. LSU	31-16
23. Clemson	31-16
24. Arizona	31-16
25. UC Santa Barbara	31-12

Cowboys Week-By-Week In The National Polls

	Baseball America	USA Today	NCBWA	Collegiate Baseball	D1Baseball	Perfect Game
Preseason	9	10	11	25	8	7
Feb. 22	13	No poll	16	NR	12	11
Feb. 29	22	No poll	27	NR	25	24
March 7	22	NR	26	NR	25	23
March 14	22	NR	24	NR	25	23
March 21	19	25	22	NR	22	20
March 28	16	20	18	NR	21	16
April 4	16	25	19	NR	23	17
April 11	NR	RV	27	NR	NR	NR
April 18	NR	RV	25	NR	NR	NR
April 25	25	22	21	30	23	18
May 2	18	19	18	16	20	14
May 9	16	15	15	12	18	13



2016 OVERALL STATISTICS

(All games Sorted by Batting avg)

Record: 30-15 Home: 14-7 Away: 15-7 Neutral: 1-1 Big 12: 12-6

Player	avg	gp-gs	ab	r	h	2b	3b	hr	rbi	tb	slg%	bb	hp	so	gdp	ob%	sf	sh	sb-att	po	a	e	fld%
5 Walton, Donnie	.359	45-43	167	34	60	12	1	2	31	80	.479	23	8	18	1	.453	3	3	9-13	50	125	7	.962
2 Davis, J.R.	.333	37-36	141	26	47	9	2	1	22	63	.447	14	3	13	5	.403	1	3	5-7	65	115	6	.968
7 Bengé, Garrett	.315	45-43	162	27	51	12	3	4	33	81	.500	24	3	38	2	.406	3	0	6-7	28	68	9	.914
28 Hassel, Corey	.266	45-45	173	33	46	16	1	3	23	73	.422	16	7	46	3	.348	2	12	10-16	74	4	1	.987
13 Littell, Jon	.252	39-38	135	19	34	5	0	2	16	45	.333	16	0	31	2	.331	0	6	3-5	52	3	0	1.000
22 Williams, Dustin	.219	43-43	151	23	33	4	1	10	31	69	.457	25	0	55	0	.326	2	0	2-4	395	20	5	.988
8 Sluder, Ryan	.191	33-31	115	20	22	4	0	3	14	35	.304	9	3	31	1	.266	1	6	3-4	43	0	0	1.000
16 Theroux, Collin	.174	42-39	121	21	21	3	0	4	19	36	.298	22	3	67	1	.315	0	5	0-0	337	35	4	.989

24 Costello, Conor	.306	17-12	49	7	15	4	0	2	15	25	.510	13	1	8	0	.453	1	0	2-3	2	0	1	.667
44 Rosa, Andrew	.238	28-15	63	12	15	1	0	0	9	16	.254	10	5	13	1	.385	0	1	3-5	41	2	0	1.000
3 McCain, Garrett	.205	34-21	73	19	15	3	0	0	6	18	.247	16	5	17	1	.383	0	3	9-11	47	0	1	.979
4 Chappell, Jacob	.200	33-11	40	3	8	0	0	0	4	8	.200	4	0	10	1	.267	1	4	1-1	25	58	3	.965
18 Simpson, Colin	.183	23-12	60	10	11	2	1	2	8	21	.350	9	1	21	0	.300	0	0	0-0	35	8	1	.977
6 Petrino, David	.135	17-5	37	3	5	2	0	0	2	7	.189	2	2	4	1	.214	1	0	0-1	6	7	0	1.000
38 Gallo, Nick	.000	2-0	0	0	0	0	0	0	0	0	.000	0	0	0	0	.000	0	0	0-0	0	0	0	.000
45 Hatch, Thomas	.000	5-5	0	0	0	0	0	0	0	0	.000	0	0	0	0	.000	0	0	0-0	3	26	2	.935
25 Cobb, Trey	.000	6-6	0	0	0	0	0	0	0	0	.000	0	0	0	0	.000	0	0	0-0	4	12	0	1.000
Totals	.258	45	1487	257	383	77	9	33	233	577	.388	203	41	372	19	.359	15	43	53-77	1213	533	44	.975
Opponents	.238	45	1481	161	352	49	3	16	146	455	.307	181	37	388	46	.334	9	30	31-43	1188	425	60	.964

LOB - Team (345), Opp (366). DPs turned - Team (57), Opp (26). CI - Team (2), Theroux 2, Opp (1). IBB - Team (5), Littell 1, Williams, D. 1, Bengé 1, Davis 1, McCain 1, Opp (4). Picked off - Davis 2, McCain 1, Littell 1, Bengé 1, Hassel 1, Costello 1.

(All games Sorted by Earned run avg)

Player	era	w-l	app	gs	cg	sho	sv	ip	h	r	er	bb	so	2b	3b	hr	b/avg	wp	hp	bks	sfa	sha
45 Hatch, Thomas	1.36	5-1	12	12	3	3/1	0	86.0	68	16	13	21	71	2	0	1	.227	3	4	0	1	8
37 Buffett, Tyler	1.74	5-1	26	1	0	0/4	8	51.2	36	12	10	20	53	6	0	0	.197	3	6	0	1	6
34 Elliott, Jensen	3.18	7-2	12	12	1	0/2	0	65.0	60	26	23	23	53	10	0	4	.242	7	8	0	2	2
25 Cobb, Trey	3.49	4-6	15	9	0	0/1	2	56.2	64	27	22	20	71	9	0	5	.287	1	5	0	0	6
27 Mertz, Michael	4.14	1-2	16	7	0	0/3	1	45.2	39	23	21	33	51	9	0	2	.236	7	5	1	0	3

31 Wilson, Matt	0.00	0-0	1	0	0	0/1	0	1.0	1	0	0	0	0	0	0	0	.333	0	0	0	0	0
24 Costello, Conor	0.00	0-0	1	0	0	0/0	0	1.0	1	1	0	0	0	0	0	0	.333	0	0	0	1	0
19 Teel, Carson	2.25	1-0	11	0	0	0/1	0	12.0	10	7	3	5	13	1	0	2	.208	2	0	0	0	0
39 Hackerott, Alex	2.70	1-0	9	0	0	0/0	0	3.1	4	1	1	3	1	0	0	0	.308	0	0	0	0	0
42 Cowan, Jake	3.00	0-1	4	0	0	0/0	0	6.0	4	2	2	4	6	1	1	0	.190	0	0	1	1	0
32 Leeper, Ben	3.18	0-0	2	2	0	0/0	0	5.2	3	2	2	4	8	1	0	0	.150	2	1	0	0	0
46 Lienhard, Joe	3.86	1-0	9	2	0	0/1	0	11.2	10	8	5	11	10	1	0	0	.238	0	0	0	0	1
43 Battenfield, Blake	3.91	1-1	19	0	0	0/0	2	25.1	26	15	11	14	12	2	0	1	.274	0	3	0	2	2
30 Reed, Remey	4.40	3-1	19	0	0	0/1	1	28.2	19	15	14	15	35	6	1	1	.192	5	3	0	1	2
36 Simpson, Max	9.00	0-0	3	0	0	0/0	0	2.0	3	2	2	1	2	0	0	0	.333	0	1	0	0	0
15 Williams, Garrett	10.12	1-0	5	0	0	0/0	0	2.2	4	4	3	7	2	1	1	0	.400	1	1	0	0	0
Totals	2.94	30-15	45	45	4	7/4	14	404.1	352	161	132	181	388	49	3	16	.238	31	37	2	9	30
Opponents	4.89	15-30	45	45	0	2/2	6	396.0	383	257	215	203	372	77	9	33	.258	36	41	10	15	43

PB - Team (18), Theroux 14, Simpson, C. 4, Opp (10). Pickoffs - Team (8), Hatch 4, Elliott 2, Reed 2, Opp (7). SBA/ATT - Theroux (21-31), Mertz (8-12), Simpson, C. (10-11), Elliott (7-8), Cobb (6-8), Hatch (4-5), Battenfield (2-3), Lienhard (1-3), Buffett (2-3), Leeper (1-1).



2016 BIG 12 CONFERENCE STATISTICS

(Big 12 games only Sorted by Batting avg)

Record: 12-6 Home: 2-4 Away: 10-2 Big 12: 12-6

Player	avg	gp-gs	ab	r	h	2b	3b	hr	rbi	tb	slg%	bb	hp	so	gdp	ob%	sf	sh	sb-att	po	a	e	fld%
5 Walton, Donnie	.370	18-16	73	9	27	6	0	0	14	33	.452	2	2	5	1	.397	1	1	0-1	20	55	3	.962
2 Davis, J.R.	.365	18-18	74	14	27	6	1	1	17	38	.514	5	2	8	2	.415	1	2	1-2	37	59	2	.980
13 Littell, Jon	.275	15-15	51	6	14	2	0	1	6	19	.373	5	0	10	1	.339	0	3	2-2	17	2	0	1.000
7 Benge, Garrett	.246	18-18	69	11	17	3	0	3	14	29	.420	11	2	17	1	.366	0	0	1-1	12	29	6	.872
28 Hassel, Corey	.211	18-18	76	8	16	6	0	0	7	22	.289	2	1	24	2	.241	0	6	1-3	28	3	1	.969
8 Sluder, Ryan	.203	18-18	69	12	14	1	0	1	9	18	.261	3	1	17	0	.243	1	4	1-2	25	0	0	1.000
22 Williams, Dustin	.182	16-16	55	7	10	0	0	2	7	16	.291	11	0	19	0	.318	0	0	1-3	165	9	1	.994

24 Costello, Conor	.571	4-2	7	2	4	0	0	1	3	7	1.000	3	0	1	0	.700	0	0	2-2	2	0	1	.667
3 McCain, Garrett	.273	14-3	11	5	3	1	0	0	0	4	.364	5	1	3	0	.529	0	0	0-0	8	0	0	1.000
16 Theroux, Collin	.256	17-15	39	10	10	0	0	1	4	13	.333	9	3	23	0	.431	0	2	0-0	118	20	1	.993
6 Petrino, David	.250	7-0	16	0	4	1	0	0	0	5	.313	0	1	2	0	.294	0	0	0-1	0	0	0	.000
44 Rosa, Andrew	.200	10-5	20	2	4	0	0	0	3	4	.200	2	2	3	0	.333	0	0	1-2	25	1	0	1.000
4 Chappell, Jacob	.182	10-4	11	3	2	0	0	0	1	2	.182	2	0	5	0	.308	0	2	1-1	10	16	0	1.000
18 Simpson, Colin	.163	14-6	43	8	7	2	0	2	7	15	.349	4	1	16	0	.250	0	0	0-0	16	5	0	1.000
38 Gallo, Nick	.000	2-0	0	0	0	0	0	0	0	0	.000	0	0	0	0	.000	0	0	0-0	0	0	0	.000
45 Hatch, Thomas	.000	4-4	0	0	0	0	0	0	0	0	.000	0	0	0	0	.000	0	0	0-0	1	12	1	.929
25 Cobb, Trey	.000	4-4	0	0	0	0	0	0	0	0	.000	0	0	0	0	.000	0	0	0-0	2	9	0	1.000
Totals	.259	18	614	97	159	28	1	12	92	225	.366	64	16	153	7	.343	3	20	11-20	489	245	19	.975
Opponents	.265	18	607	82	161	21	1	10	74	214	.353	68	17	151	22	.354	3	15	12-15	489	167	22	.968

LOB - Team (131), Opp (139). DPs turned - Team (26), Opp (11). IBB - Team (3), Davis 1, McCain 1, Littell 1, Opp (2). Picked off - Davis 1, McCain 1, Hassel 1.

(Big 12 games only Sorted by Earned run avg)

Player	era	w-l	app	gs	cg	sho	sv	ip	h	r	er	bb	so	2b	3b	hr	b/avg	wp	hp	bks	sfa	sha	
45 Hatch, Thomas	1.17	3-1	6	6	2	2/0	0	46.0	34	8	6	14	40	1	0	1	.219	3	2	0	0	5	
25 Cobb, Trey	4.26	1-3	6	6	0	0/0	0	31.2	38	17	15	12	41	6	0	3	.302	1	4	0	0	4	
34 Elliott, Jensen	4.37	4-1	6	6	1	0/0	0	35.0	29	18	17	12	21	5	0	3	.223	3	5	0	0	1	

42 Cowan, Jake	0.00	0-0	1	0	0	0/0	0	1.2	1	0	0	1	2	0	0	0	.200	0	0	0	1	0	
24 Costello, Conor	0.00	0-0	1	0	0	0/0	0	1.0	1	1	0	0	0	0	0	0	.333	0	0	0	1	0	
37 Buffett, Tyler	1.56	2-0	10	0	0	0/0	5	17.1	15	3	3	5	19	2	0	0	.231	1	3	0	0	2	
19 Teel, Carson	3.00	0-0	3	0	0	0/0	0	3.0	5	5	1	1	1	0	0	1	.333	0	0	0	0	0	
27 Mertz, Michael	4.32	0-0	4	0	0	0/0	0	8.1	6	5	4	7	11	2	0	0	.214	3	0	0	0	2	
39 Hackerott, Alex	5.40	1-0	4	0	0	0/0	0	1.2	4	1	1	0	1	0	0	0	.500	0	0	0	0	0	
30 Reed, Remy	9.00	0-0	8	0	0	0/0	0	8.0	6	9	8	6	9	2	0	1	.222	2	1	0	1	0	
15 Williams, Garrett	10.12	1-0	3	0	0	0/0	0	2.2	4	4	3	3	2	1	1	0	.400	1	1	0	0	0	
43 Battenfield, Blake	12.15	0-1	7	0	0	0/0	0	6.2	17	9	9	6	4	2	0	1	.500	0	1	0	0	1	
46 Lienhard, Joe	99.00	0-0	1	0	0	0/0	0	0.0	1	2	1	1	0	0	0	0	1.000	0	0	0	0	0	
Totals	3.75	12-6	18	18	3	2/0	5	163.0	161	82	68	68	151	21	1	10	.265	14	17	0	3	15	
Opponents	4.42	6-12	18	18	0	0/0	2	163.0	159	97	80	64	153	28	1	12	.259	15	16	5	3	20	

PB - Team (8), Theroux 6, Simpson, C. 2, Opp (2). Pickoffs - Team (6), Hatch 3, Reed 2, Elliott 1, Opp (3). SBA/ATT - Theroux (9-12), Cobb (5-5), Elliott (3-4), Simpson, C. (3-3), Hatch (2-3), Mertz (1-2), Buffett (1-1).



2016 SUMMARY

Score by innings	1	2	3	4	5	6	7	8	9	EX	Total
Oklahoma State	24	17	38	25	26	45	24	38	11	9	257
Opponents	16	12	22	14	10	27	16	22	16	6	161

Record when ...

Overall	30-15	After 6 leading	24-2
Conference	12-6 trailing	1-10
Non-Conference	18-9 tied	5-3
Home games	14-7	After 7 leading	25-1
Away games	15-7 trailing	1-10
Neutral site	1-1 tied	4-3
Day games	19-11	After 8 leading	28-1
Night games	11-4 trailing	0-10
vs Left starter	10-7 tied	2-3
vs Right starter	20-8		
1-Run games	10-8	Hit 0 home runs	15-8
2-Run games	2-2	... 1 home run	7-5
5+Run games	10-3	... 2+ home runs	8-2
Extra innings	3-3		
Shutouts	7-2	Opponent 0 home runs	23-9
	 1 home run	6-4
Scoring 0-2 runs	2-7 2+ HRs	1-2
..... 3-5 runs	9-5		
..... 6-9 runs	14-3	Made 0 errors	8-6
..... 10+ runs	5-0 1 error	16-6
	 2+ errors	6-3
Opponent 0-2 runs	16-2		
..... 3-5 runs	11-8	Opp. made 0 errors	4-7
..... 6-9 runs	3-3 1 error	11-7
..... 10+ runs	0-2 2+ errors	15-1
Scored in 1st inning	10-5	Out-hit opponent	19-2
Opp. scored in 1st	3-10	Out-hit by opponent	8-11
Scores first	27-5	Hits are tied	3-2
Opp. scores first	3-10		

Record when team scores:

Runs	0	1	2	3	4	5	6	7	8	9	10+
W-L	0-2	1-2	1-3	3-2	1-2	5-1	4-3	2-0	5-0	3-0	5-0

Record when opponent scores:

Runs	0	1	2	3	4	5	6	7	8	9	10+
W-L	7-0	4-0	5-2	4-1	6-4	1-3	1-0	2-2	0-1	0-0	0-2

Record when leading after:

Inn.	1	2	3	4	5	6	7	8
W-L	9-3	11-3	20-1	23-1	24-2	24-2	25-1	28-1

Record when trailing after:

Inn.	1	2	3	4	5	6	7	8
W-L	1-7	1-6	1-6	1-8	2-10	1-10	1-10	0-10

Record when tied after:

Inn.	1	2	3	4	5	6	7	8
W-L	20-5	18-6	9-8	6-6	4-3	5-3	4-3	2-3

Current winning streak: 5

Longest winning streak: 7

Longest losing streak: 4

Home attendance : 22491 (21 dates avg = 1071)

Away attendance : 51838 (23 dates avg = 2253)

Total attendance: 74329 (44 dates avg = 1689)



2016 MISCELLANEOUS STATS

Multiple Hit Games	2	3	4	5+	Total
5 Walton, Donnie	14	6	-	-	20
2 Davis, J.R.	11	2	2	-	15
28 Hassel, Corey	9	3	-	-	12
7 Bengue, Garrett	8	3	-	-	11
13 Littell, Jon	7	2	-	-	9
22 Williams, Dustin	7	1	-	-	8
8 Sluder, Ryan	4	1	-	-	5
44 Rosa, Andrew	3	1	-	-	4
16 Theroux, Collin	3	1	-	-	4
24 Costello, Conor	2	1	-	-	3
3 McCain, Garrett	2	1	-	-	3
4 Chappell, Jacob	1	-	-	-	1
18 Simpson, Colin	1	-	-	-	1
6 Petrino, David	1	-	-	-	1
TEAM	73	22	2	0	97

Multiple RBI Games	2	3	4	5+	Total
5 Walton, Donnie	8	1	-	-	9
22 Williams, Dustin	6	2	-	1	9
7 Bengue, Garrett	4	5	-	-	9
2 Davis, J.R.	7	-	1	-	8
24 Costello, Conor	4	2	-	-	6
28 Hassel, Corey	5	-	1	-	6
16 Theroux, Collin	2	3	1	-	6
13 Littell, Jon	3	1	1	-	5
8 Sluder, Ryan	5	-	-	-	5
18 Simpson, Colin	2	-	-	-	2
44 Rosa, Andrew	2	-	-	-	2
3 McCain, Garrett	-	1	-	-	1
6 Petrino, David	1	-	-	-	1
TEAM	49	15	4	1	69

Hitting Streaks	Longest	Current
5 Walton, Donnie	16	1
7 Bengue, Garrett	9	3
28 Hassel, Corey	8	4
13 Littell, Jon	6	-
22 Williams, Dustin	6	2
2 Davis, J.R.	6	2
3 McCain, Garrett	5	1
16 Theroux, Collin	5	-
18 Simpson, Colin	4	-
24 Costello, Conor	3	3
8 Sluder, Ryan	3	1
4 Chappell, Jacob	3	3
44 Rosa, Andrew	3	1
6 Petrino, David	2	-

Reached Base Streaks	Longest	Current
28 Hassel, Corey	18	4
5 Walton, Donnie	18	18
7 Bengue, Garrett	17	3
22 Williams, Dustin	13	2
24 Costello, Conor	12	3
2 Davis, J.R.	10	5
44 Rosa, Andrew	9	1
16 Theroux, Collin	9	9
18 Simpson, Colin	8	2
13 Littell, Jon	7	5
3 McCain, Garrett	7	1
4 Chappell, Jacob	3	3
8 Sluder, Ryan	3	1
6 Petrino, David	3	-



2016 STARTING LINEUPS

Starting Lineup By Position (Team W-L record when starter)

PITCHER:		
34 Elliott, Jensen	12	(9-3)
45 Hatch, Thomas	12	(9-3)
25 Cobb, Trey	9	(5-4)
27 Mertz, Michael	7	(3-4)
46 Lienhard, Joe	2	(2-0)
32 Leeper, Ben	2	(1-1)
37 Buffett, Tyler	1	(1-0)
CATCHER:		
16 Theroux, Collin	39	(26-13)
18 Simpson, Colin	6	(4-2)
FIRST BASE:		
22 Williams, Dustin	43	(29-14)
44 Rosa, Andrew	2	(1-1)
SECOND BASE:		
2 Davis, J.R.	35	(25-10)
4 Chappell, Jacob	8	(3-5)
6 Petrino, David	2	(2-0)
THIRD BASE:		
7 Bengel, Garrett	42	(29-13)
6 Petrino, David	2	(1-1)
44 Rosa, Andrew	1	(0-1)
SHORTSTOP:		
5 Walton, Donnie	42	(29-13)
4 Chappell, Jacob	3	(1-2)
LEFT FIELD:		
13 Littell, Jon	37	(26-11)
3 McCain, Garrett	6	(3-3)
24 Costello, Conor	1	(1-0)
44 Rosa, Andrew	1	(0-1)
CENTER FIELD:		
8 Sluder, Ryan	31	(20-11)
3 McCain, Garrett	13	(10-3)
28 Hassel, Corey	1	(0-1)
RIGHT FIELD:		
28 Hassel, Corey	44	(30-14)
13 Littell, Jon	1	(0-1)
DESIGNATED HITTER:		
44 Rosa, Andrew	11	(11-0)
24 Costello, Conor	11	(6-5)
25 Cobb, Trey	6	(2-4)
18 Simpson, Colin	6	(4-2)
45 Hatch, Thomas	5	(3-2)
3 McCain, Garrett	2	(1-1)
7 Bengel, Garrett	1	(0-1)
5 Walton, Donnie	1	(1-0)
2 Davis, J.R.	1	(1-0)
6 Petrino, David	1	(1-0)

Starting Lineup By Lineup Spot (Team W-L record when starter)

LEADOFF:		
2 Davis, J.R.	28	(22-6)
28 Hassel, Corey	12	(6-6)
3 McCain, Garrett	3	(0-3)
8 Sluder, Ryan	1	(1-0)
44 Rosa, Andrew	1	(1-0)
2ND SPOT:		
28 Hassel, Corey	24	(19-5)
3 McCain, Garrett	6	(5-1)
13 Littell, Jon	4	(2-2)
8 Sluder, Ryan	4	(1-3)
2 Davis, J.R.	3	(0-3)
44 Rosa, Andrew	3	(2-1)
5 Walton, Donnie	1	(1-0)
3RD SPOT:		
5 Walton, Donnie	42	(29-13)
7 Bengel, Garrett	3	(1-2)
CLEANUP:		
7 Bengel, Garrett	21	(13-8)
22 Williams, Dustin	15	(12-3)
24 Costello, Conor	6	(3-3)
28 Hassel, Corey	3	(2-1)
5TH SPOT:		
22 Williams, Dustin	14	(7-7)
7 Bengel, Garrett	9	(9-0)
18 Simpson, Colin	8	(5-3)
28 Hassel, Corey	6	(3-3)
8 Sluder, Ryan	2	(1-1)
25 Cobb, Trey	2	(2-0)
45 Hatch, Thomas	2	(1-1)
24 Costello, Conor	2	(2-0)
6TH SPOT:		
8 Sluder, Ryan	15	(10-5)
13 Littell, Jon	12	(10-2)
22 Williams, Dustin	9	(6-3)
7 Bengel, Garrett	3	(1-2)
2 Davis, J.R.	2	(1-1)
44 Rosa, Andrew	2	(1-1)
18 Simpson, Colin	2	(1-1)
7TH SPOT:		
44 Rosa, Andrew	9	(8-1)
13 Littell, Jon	8	(4-4)
8 Sluder, Ryan	8	(6-2)
7 Bengel, Garrett	7	(5-2)
22 Williams, Dustin	5	(4-1)
24 Costello, Conor	2	(0-2)
6 Petrino, David	2	(2-0)
25 Cobb, Trey	2	(0-2)
3 McCain, Garrett	1	(0-1)
18 Simpson, Colin	1	(1-0)
8TH SPOT:		
16 Theroux, Collin	15	(10-5)
13 Littell, Jon	14	(10-4)
2 Davis, J.R.	3	(3-0)
24 Costello, Conor	2	(2-0)
4 Chappell, Jacob	2	(1-1)
25 Cobb, Trey	2	(0-2)
6 Petrino, David	2	(1-1)
45 Hatch, Thomas	2	(1-1)
18 Simpson, Colin	1	(1-0)
3 McCain, Garrett	1	(0-1)
8 Sluder, Ryan	1	(1-0)
9TH SPOT:		
16 Theroux, Collin	24	(16-8)
3 McCain, Garrett	10	(9-1)
4 Chappell, Jacob	9	(3-6)
45 Hatch, Thomas	1	(1-0)
6 Petrino, David	1	(1-0)



2016 OSU GAME HIGHS

TEAM GAME HIGHS

Batting

At bats:	45	-	at Baylor (Apr 15, 2016)
Runs scored:	17	-	at Wichita State (Mar 22, 2016)
Hits:	17	-	vs Abilene Christian (Mar 12, 2016)
RBIs:	16	-	at Wichita State (Mar 22, 2016)
Doubles:	6	-	vs Abilene Christian (Mar 12, 2016)
Triples:	2	-	at Wichita State (Mar 22, 2016)
	2	-	vs Prairie View A&M (May 07, 2016)
Home runs:	3	-	vs Abilene Christian (Mar 12, 2016)
Total bases:	32	-	vs Abilene Christian (Mar 12, 2016)
Walks:	11	-	vs Michigan (Mar 19, 2016)
Strikeouts:	16	-	at Missouri State (Mar 08, 2016)
Sac hits:	3	-	(6 times)
Sac flies:	2	-	vs Incarnate Word (Mar 01, 2016)
	2	-	vs Abilene Christian (Mar 14, 2016)
Stolen bases:	8	-	vs Incarnate Word (Mar 01, 2016)
Hit by pitch:	4	-	at Dallas Baptist (Mar 15, 2016)
Caught stealing:	2	-	at Dallas Baptist (Mar 15, 2016)
	2	-	vs Texas Tech (Apr 10, 2016)
Runners LOB:	12	-	at Dallas Baptist (Mar 15, 2016)
	12	-	at Kansas State (Mar 26, 2016)
Hit into DP:	3	-	vs Stephen F. Austin (Feb 21, 2016 at Arlington, Texas)

Fielding

Putouts:	36	-	at Baylor (Apr 15, 2016)
Assists:	26	-	at Baylor (Apr 15, 2016)
Errors:	4	-	vs Abilene Christian (Mar 14, 2016)
Passed balls:	2	-	vs Stephen F. Austin (Feb 20, 2016 at Arlington, Texas)
	2	-	at Kansas State (Mar 25, 2016)
DPs turned:	4	-	vs Texas Tech (Apr 09, 2016)
	4	-	at Baylor (Apr 15, 2016)

Pitching

Innings pitched:	12.0	-	at Baylor (Apr 15, 2016)
Runs allowed:	15	-	vs Texas Tech (Apr 10, 2016)
Earned runs:	15	-	vs Texas Tech (Apr 10, 2016)
Walks allowed:	10	-	at North Carolina (Feb 27, 2016)
Strikeouts:	17	-	vs Michigan (Mar 19, 2016)
Hits allowed:	18	-	vs Texas Tech (Apr 10, 2016)
Doubles allowed:	4	-	vs Texas Tech (Apr 09, 2016)
	4	-	at Oklahoma (Apr 20, 2016)
Triples allowed:	1	-	vs Stephen F. Austin (Feb 21, 2016 at Arlington, Texas)
	1	-	vs Texas Tech (Apr 09, 2016)
	1	-	at Arkansas (Apr 26, 2016)
Homers allowed:	2	-	at Missouri State (Mar 08, 2016)
	2	-	at West Virginia (Apr 01, 2016)
	2	-	at West Virginia (Apr 02, 2016)
Wild pitches:	2	-	(8 times)
Hit batters:	4	-	at Texas (May 01, 2016)

INDIVIDUAL GAME HIGHS

Batting

At bats:	6	-	(5 times)
Runs scored:	3	-	(8 times)
Hits:	4	-	Davis, J.R. at West Virginia (Apr 03, 2016)
	4	-	Davis, J.R. vs TCU (Apr 22, 2016)
RBIs:	5	-	Williams, Dustin at North Carolina (Feb 27, 2016)
Doubles:	2	-	(6 times)
Triples:	1	-	(9 times)
Home runs:	2	-	Williams, Dustin vs Abilene Christian (Mar 12, 2016)
Total bases:	10	-	Davis, J.R. at West Virginia (Apr 03, 2016)
Walks:	3	-	Theroux, Collin vs Michigan (Mar 18, 2016)
	3	-	Littell, Jon vs Michigan (Mar 19, 2016)
	3	-	Walton, Donnie vs Michigan (Mar 20, 2016)
Strikeouts:	4	-	(8 times)
Sac hits:	3	-	Hassel, Corey vs TCU (Apr 22, 2016)
Sac flies:	1	-	(15 times)
Stolen bases:	4	-	McCain, Garrett vs Incarnate Word (Mar 01, 2016)
Hit by pitch:	2	-	McCain, Garrett vs Abilene Christian (Mar 14, 2016)
	2	-	Walton, Donnie at Dallas Baptist (Mar 15, 2016)
	2	-	Rosa, Andrew vs Michigan (Mar 19, 2016)
Caught stealing:	2	-	Hassel, Corey at Dallas Baptist (Mar 15, 2016)
Runners LOB:	6	-	Hassel, Corey at Kansas State (Mar 26, 2016)

Fielding

Putouts:	18	-	Theroux, Collin vs Michigan (Mar 19, 2016)
Assists:	9	-	Walton, Donnie at Baylor (Apr 15, 2016)
Errors:	2	-	Elliott, Jensen at Kansas State (Mar 26, 2016)
Passed balls:	2	-	Theroux, Collin vs Stephen F. Austin (Feb 20, 2016 at Arlington, Texas)
	2	-	Theroux, Collin at Kansas State (Mar 25, 2016)

Pitching

Innings pitched:	9.0	-	(4 times)
Runs allowed:	8	-	Elliott, Jensen vs Texas Tech (Apr 10, 2016)
Earned runs:	8	-	Elliott, Jensen vs Texas Tech (Apr 10, 2016)
Walks allowed:	5	-	Mertz, Michael at North Carolina (Feb 27, 2016)
Strikeouts:	13	-	Cobb, Trey vs Michigan (Mar 19, 2016)
Hits allowed:	11	-	Cobb, Trey at West Virginia (Apr 02, 2016)
Doubles allowed:	3	-	Mertz, Michael at Oklahoma (Apr 20, 2016)
Triples allowed:	1	-	Reed, Remy vs Stephen F. Austin (Feb 21, 2016 at Arlington, Texas)
	1	-	Williams, Garrett vs Texas Tech (Apr 09, 2016)
	1	-	Cowan, Jake at Arkansas (Apr 26, 2016)
Homers allowed:	2	-	Cobb, Trey at West Virginia (Apr 02, 2016)
Wild pitches:	2	-	(5 times)
Hit batters:	3	-	Mertz, Michael at Wichita State (Mar 22, 2016)
	3	-	Cobb, Trey at Texas (May 01, 2016)



2016 OPPONENT GAME HIGHS

OPPONENT TEAM GAME HIGHS

Batting

At bats:	40	-	at Baylor (Apr 15, 2016)
Runs scored:	15	-	vs Texas Tech (Apr 10, 2016)
Hits:	18	-	vs Texas Tech (Apr 10, 2016)
RBIs:	14	-	vs Texas Tech (Apr 10, 2016)
Doubles:	4	-	vs Texas Tech (Apr 09, 2016)
	4	-	at Oklahoma (Apr 20, 2016)
Triples:	1	-	vs Stephen F. Austin (Feb 21, 2016 at Arlington, Texas)
	1	-	vs Texas Tech (Apr 09, 2016)
	1	-	at Arkansas (Apr 26, 2016)
Home runs:	2	-	at Missouri State (Mar 08, 2016)
	2	-	at West Virginia (Apr 01, 2016)
	2	-	at West Virginia (Apr 02, 2016)
Total bases:	24	-	vs Texas Tech (Apr 10, 2016)
Walks:	10	-	at North Carolina (Feb 27, 2016)
Strikeouts:	17	-	vs Michigan (Mar 19, 2016)
Sac hits:	2	-	(6 times)
Sac flies:	2	-	vs Abilene Christian (Mar 14, 2016)
Stolen bases:	5	-	at North Carolina (Feb 27, 2016)
Hit by pitch:	4	-	at Texas (May 01, 2016)
Caught stealing:	1	-	(12 times)
Runners LOB:	14	-	vs Indiana State (Mar 05, 2016)
Hit into DP:	4	-	vs Texas Tech (Apr 09, 2016)
	4	-	at Baylor (Apr 15, 2016)

Fielding

Putouts:	36	-	at Baylor (Apr 15, 2016)
Assists:	17	-	vs Stephen F. Austin (Feb 21, 2016 at Arlington, Texas)
Errors:	4	-	vs Stephen F. Austin (Feb 21, 2016 at Arlington, Texas)
	4	-	vs Incarnate Word (Mar 01, 2016)
Passed balls:	1	-	(10 times)
DPs turned:	3	-	vs Stephen F. Austin (Feb 21, 2016 at Arlington, Texas)

Pitching

Innings pitched:	12.0	-	at Baylor (Apr 15, 2016)
Runs allowed:	17	-	at Wichita State (Mar 22, 2016)
Earned runs:	14	-	at Wichita State (Mar 22, 2016)
Walks allowed:	11	-	vs Michigan (Mar 19, 2016)
Strikeouts:	16	-	at Missouri State (Mar 08, 2016)
Hits allowed:	17	-	vs Abilene Christian (Mar 12, 2016)
Doubles allowed:	6	-	vs Abilene Christian (Mar 12, 2016)
Triples allowed:	2	-	at Wichita State (Mar 22, 2016)
	2	-	vs Prairie View A&M (May 07, 2016)
Homers allowed:	3	-	vs Abilene Christian (Mar 12, 2016)
Wild pitches:	4	-	vs Michigan (Mar 19, 2016)
Hit batters:	4	-	at Dallas Baptist (Mar 15, 2016)

OPPONENT INDIVIDUAL GAME HIGHS

Batting

At bats:	5	-	(54 times)
Runs scored:	3	-	(5 times)
Hits:	4	-	Raley vs Texas Tech (Apr 09, 2016)
RBIs:	7	-	Davis, M. vs Texas Tech (Apr 10, 2016)
Doubles:	2	-	(4 times)
Triples:	1	-	McMullen, G. vs Stephen F. Austin (Feb 21, 2016 at Arlington, Texas)
	1	-	Raley vs Texas Tech (Apr 09, 2016)
	1	-	Shaddy, C. at Arkansas (Apr 26, 2016)
Home runs:	2	-	Cramer, J. at West Virginia (Apr 01, 2016)
Total bases:	8	-	Cramer, J. at West Virginia (Apr 01, 2016)
Walks:	4	-	Wade vs TCU (Apr 23, 2016)
Strikeouts:	3	-	(16 times)
Sac hits:	1	-	(30 times)
Sac flies:	1	-	(9 times)
Stolen bases:	2	-	Datres, K. at North Carolina (Feb 27, 2016)
Hit by pitch:	2	-	Rader at Wichita State (Mar 22, 2016)
	2	-	Bonfield, L. at Arkansas (Apr 26, 2016)
	2	-	Gurwitz at Texas (May 01, 2016)
Caught stealing:	1	-	(12 times)
Runners LOB:	5	-	(5 times)

Fielding

Putouts:	17	-	Fultz, M. at Missouri State (Mar 08, 2016)
	17	-	Moore, T. at Kansas State (Mar 26, 2016)
Assists:	7	-	Neuse, S. at Oklahoma (Apr 20, 2016)
Errors:	3	-	Lopez, R. vs Incarnate Word (Mar 01, 2016)
Passed balls:	1	-	(10 times)

Pitching

Innings pitched:	9.0	-	Donato, C. at West Virginia (Apr 01, 2016)
Runs allowed:	8	-	Williams, Dustin vs Prairie View A&M (May 06, 2016)
	8	-	C.Philpott vs Prairie View A&M (May 07, 2016)
Earned runs:	8	-	C.Philpott vs Prairie View A&M (May 07, 2016)
Walks allowed:	6	-	Adcock vs Michigan (Mar 19, 2016)
Strikeouts:	10	-	Irvin, J. at Oklahoma (Apr 20, 2016)
Hits allowed:	8	-	Tolson at Baylor (Apr 16, 2016)
	8	-	J.Mack vs Prairie View A&M (May 07, 2016)
Doubles allowed:	4	-	Fischer, C. at Kansas State (Mar 26, 2016)
	4	-	Williams, Dustin vs Prairie View A&M (May 06, 2016)
Triples allowed:	2	-	C.Philpott vs Prairie View A&M (May 07, 2016)
Homers allowed:	3	-	G. deMeyere vs Abilene Christian (Mar 12, 2016)
Wild pitches:	3	-	Cheray, A. at Missouri State (Mar 08, 2016)
	3	-	Nutof vs Michigan (Mar 19, 2016)
Hit batters:	2	-	(4 times)



PLAYER CAREER/SEASON HIGHS

#43 Blake Battenfield, RHP

Season Highs

IP	4.0	vs. North Carolina	Feb. 27
H	3	vs. North Carolina	Feb. 27
ER	5	vs. Texas Tech	April 10
BB	2	last time vs. Baylor	April 15
SO	3	vs. Dallas Baptist	March 15

Career Highs

IP	5.0	vs. Illinois	3/6/15
H	6	last time vs. Illinois	3/6/15
ER	5	vs. Texas Tech	April 10
BB	3	last time vs. Kansas State	3/28/15
SO	4	last time vs. Illinois	3/6/15

#7 Garrett Bengel, INF

Season/Career Highs

H	3	last time vs. Oklahoma	April 20
R	2	last time vs. Prairie View A&M	May 6
RBI	3	last time vs. TCU	April 23
BB	2	last time vs. Prairie View A&M	May 6
SO	3	last time vs. Texas Tech	April 9
SB	1	last time vs. Prairie View A&M	May 6

#37 Tyler Buffett, RHP

Season Highs

IP	6.0	vs. Dallas Baptist	March 15
H	5	vs. TCU	April 24
ER	2	last time vs. TCU	April 24
BB	4	vs. Stephen F. Austin	Feb. 21
SO	7	vs. Dallas Baptist	March 15

Career Highs

IP	7.0	vs. Oklahoma	5/16/14
H	9	vs. Oklahoma	5/23/14
ER	6	last time vs. Oral Roberts	4/15/15
BB	5	vs. Texas	4/26/14
SO	7	vs. Dallas Baptist	March 15

#4 Jacob Chappell, INF

Season Highs

H	2	vs. UT Arlington	Feb. 19
R	1	vs. West Virginia	April 3
RBI	1	last time vs. West Virginia	April 2
BB	2	vs. Kansas State	March 26
SO	2	last time vs. West Virginia	April 1
SB	1	vs. Kansas State	March 26

Career Highs

H	2	last time vs. UT Arlington	Feb. 19
R	3	vs. Dallas Baptist	5/12/15
RBI	3	vs. Texas Tech	4/25/15
BB	3	last time vs. Michigan	5/14/15
SO	3	last time vs. St. John's	5/29/15
SB	2	vs. Western Illinois	3/1/15

#25 Trey Cobb, RHP

Season/Career Highs

IP	8.0	vs. Baylor	April 16
H	11	vs. West Virginia	April 2
ER	5	vs. TCU	April 23
BB	4	last time vs. TCU	April 23
SO	13	vs. Michigan	March 19

#24 Conor Costello, RHP/OF

Season Highs (Hitting)

H	3	vs. TCU	April 24
R	2	vs. TCU	April 24
RBI	3	last time vs. Prairie View A&M	May 6
BB	2	last time vs. Baylor	April 16
SO	3	vs. Incarnate Word	March 1
SB	2	vs. TCU	April 24

Season Highs (Pitching)

IP	1.0	vs. West Virginia	April 1
H	1	vs. West Virginia	April 1

ER	n/a
BB	n/a
SO	n/a

OSU Career Highs (Hitting)

H	3	last time vs. TCU	April 24
R	2	last time vs. TCU	April 24
RBI	4	last time vs. Oklahoma	4/7/15
BB	3	vs. Alcorn State	2/19/14
SO	3	last time vs. Michigan	5/16/15
SB	2	last time vs. TCU	April 24

OSU Career Highs (Pitching)

IP	7.0	vs. St. John's	5/31/15
H	8	vs. Oklahoma	4/7/15
ER	3	vs. San Diego	3/9/14
BB	4	vs. San Diego	3/9/14
SO	4	vs. Washington State	2/20/15

#42 Jake Cowan, RHP

Season/Career Highs

IP	2.0	vs. Incarnate Word	March 1
H	2	vs. Arkansas	April 26
ER	2	vs. Arkansas	April 26
BB	2	vs. Incarnate Word	March 1
SO	2	vs. TCU	April 23

#2 J.R. Davis, INF

Season/Career Highs

H	4	last time vs. TCU	April 22
R	3	last time vs. TCU	April 22
RBI	4	vs. West Virginia	April 3
BB	1	last time vs. Prairie View A&M	May 6
SO	2	vs. Oral Roberts	April 12
SB	1	last time vs. Prairie View A&M	May 6

#34 Jensen Elliott, RHP

Season/Career Highs

IP	9.0	vs. West Virginia	April 3
H	8	last time vs. Texas Tech	April 10
ER	8	vs. Texas Tech	April 10
BB	4	last time vs. TCU	April 24
SO	8	vs. Michigan	March 20

#39 Alex Hackerott, LHP

Season Highs

IP	0.2	last time vs. Texas Tech	April 9
H	2	last time vs. TCU	April 23
ER	1	vs. TCU	April 23
BB	2	vs. Stephen F. Austin	Feb. 21
SO	1	vs. Texas Tech	April 9

Career Highs

IP	3.2	last time vs. Incarnate Word	2/14/14
H	4	vs. Oral Roberts	4/22/14
ER	3	last time vs. Oral Roberts	4/22/14
BB	2	last time vs. Stephen F. Austin	Feb. 21
SO	4	last time vs. Baylor	3/21/14

#28 Corey Hassel, OF/RHP

Season Highs

H	3	last time vs. Prairie View A&M	May 6
R	3	vs. Abilene Christian	March 12
RBI	4	vs. Wichita State	March 22
BB	1	last time vs. Prairie View A&M	May 7
SO	4	last time vs. TCU	April 24
SB	2	vs. Incarnate Word	March 1

Career Highs (Hitting)

H	3	last time vs. Prairie View A&M	May 6
R	3	last time vs. Abilene Christian	March 12
RBI	4	vs. Wichita State	March 22
BB	2	vs. Western Illinois	3/1/15
SO	4	vs. Baylor	April 16
SB	2	vs. Incarnate Word	March 1

Career Highs (Pitching)

IP	3.0	vs. Texas	4/3/15
H	1	last time vs. Dallas Baptist	4/21/15
ER	1	last time vs. Dallas Baptist	4/21/15
BB	1	vs. TCU	5/25/14
SO	3	last time vs. Texas	4/3/15

#45 Thomas Hatch, RHP

Season Highs

IP	9.0	last time vs. Prairie View A&M	May 6
H	9	vs. Baylor	April 16
ER	4	vs. Texas Tech	April 8
BB	4	vs. Kansas State	March 24
SO	11	vs. Prairie View A&M	May 6

Career Highs

IP	9.0	last time vs. Prairie View A&M	May 6
H	9	vs. Baylor	April 16
ER	6	vs. San Diego	3/7/14
BB	4	vs. Kansas State	March 24
SO	11	vs. Prairie View A&M	May 6

#32 Ben Leeper, RHP

Season/Career Highs

IP	3.0	vs. Incarnate Word	March 1
H	2	vs. Incarnate Word	March 1
ER	1	last time vs. Incarnate Word	March 1
BB	3	vs. Incarnate Word	March 1
SO	5	vs. Incarnate Word	March 1

#46 Joe Lienhard, RHP

Season/Career Highs

IP	3.0	vs. Incarnate Word	March 2
H	3	vs. Incarnate Word	March 2
ER	2	vs. Arkansas	April 26
BB	4	vs. Missouri State	March 8
SO	2	last time vs. Arkansas	April 26

#13 Jon Littell, OF

Season Highs

H	3	last time vs. Kansas State	March 26
R	2	last time vs. Wichita State	March 22
RBI	4	vs. Abilene Christian	March 12
BB	3	vs. Michigan	March 19
SO	2	last time vs. Arkansas	April 26
SB	1	last time vs. Baylor	April 16

Career Highs

H	3	last time vs. Kansas State	March 26
R	4	vs. Oklahoma	4/7/15
RBI	4	vs. Abilene Christian	March 12
BB	3	vs. Michigan	March 19
SO	3	vs. Western Illinois	2/27/15
SB	1	last time vs. Baylor	April 16

#3 Garrett McCain, OF

Season Highs

H	3	vs. Incarnate Word	March 1
R	3	vs. Abilene Christian	March 14
RBI	3	vs. Wichita State	March 22
BB	2	vs. Abilene Christian	March 11
SO	3	last time vs. Oral Roberts	April 12
SB	4	vs. Incarnate Word	March 1

Career Highs

H	3	last time vs. Incarnate Word	March 1
R	3	vs. Abilene Christian	March 14
RBI	3	vs. Wichita State	March 22
BB	3	vs. Arkansas	5/30/15
SO	3	last time vs. Oral Roberts	April 12
SB	4	vs. Incarnate Word	March 1



PLAYER CAREER/SEASON HIGHS

#14 Michael Mertz, RHP

Season/Career Highs

IP	7.0	vs. Wichita State	March 22
H	6	vs. Indiana State	March 6
ER	3	last time vs. Oral Roberts	April 12
BB	5	vs. North Carolina	Feb. 27
SO	10	vs. Oral Roberts	April 12

#6 David Petrino, INF

Season Highs

H	2	vs. Texas Tech	April 9
R	2	vs. Abilene Christian	March 12
RBI	2	vs. Abilene Christian	March 14
BB	1	last time vs. Abilene Christian	March 12
SO	2	last time vs. TCU	April 23
SB	n/a		

Career Highs

H	4	vs. Oklahoma	4/7/15
R	4	vs. Oklahoma	4/7/15
RBI	2	last time vs. Abilene Christian	March 14
BB	2	vs. Alcorn State	3/10/15
SO	3	vs. Dallas Baptist	4/21/15
SB	1	last time vs. Baylor	4/18/15

#30 Remey Reed, RHP

Season Highs

IP	3.1	vs. Michigan	March 18
H	4	vs. Stephen F. Austin	Feb. 21
ER	4	vs. Stephen F. Austin	Feb. 21
BB	2	last time vs. Texas	May 1
SO	4	last time vs. Missouri State	March 8

Career Highs

IP	6.0	vs. Central Arkansas	3/17/15
H	7	vs. Michigan	5/14/15
ER	4	vs. Stephen F. Austin	Feb. 21
BB	2	last time vs. Texas	May 1
SO	4	vs. Missouri State	March 8

#44 Andrew Rosa, INF

Season Highs

H	3	vs. Wichita State	March 22
R	2	last time vs. Wichita State	March 22
RBI	2	last time vs. Oklahoma	April 20
BB	2	last time vs. Michigan	March 19
SO	4	vs. Missouri State	March 8
SB	1	last time vs. Arkansas	March 29

Career Highs

H	3	vs. Wichita State	March 22
R	3	vs. Alcorn State	2/18/14
RBI	2	last time vs. Wichita State	March 22
BB	2	last time vs. Michigan	March 19
SO	4	vs. Missouri State	March 8
SB	1	last time vs. Arkansas	March 29

#18 Colin Simpson, C

Season/Career Highs

H	2	vs. Oklahoma	April 20
R	2	vs. Texas	May 1
RBI	2	last time vs. Texas	May 1
BB	2	vs. Arkansas	April 26
SO	4	vs. TCU	April 24
SB	n/a		

#36 Max Simpson, RHP

Season/Career Highs

IP	1.0	vs. Abilene Christian	March 11
H	2	vs. UT Arlington	Feb. 20
ER	2	vs. UT Arlington	Feb. 20
BB	1	vs. UT Arlington	Feb. 20
SO	2	vs. Abilene Christian	March 11

#8 Ryan Sluder, OF

Season Highs

H	3	vs. Prairie View A&M	May 7
R	2	last time vs. Prairie View A&M	May 7
RBI	2	last time vs. Prairie View A&M	May 7
BB	2	vs. Kansas State	March 25
SO	3	last time vs. Oklahoma	April 20
SB	1	last time vs. Prairie View A&M	May 7

Career Highs

H	4	vs. Kansas State	3/28/15
R	3	vs. Texas Tech	4/26/15
RBI	3	vs. Dallas Baptist	4/21/15
BB	2	last time vs. Kansas State	March 25
SO	3	last time vs. Oklahoma	April 20
SB	2	vs. Michigan	5/16/15

#19 Carson Teel, LHP

Season/Career Highs

IP	2.0	last time vs. Oklahoma	April 20
H	3	vs. Texas	May 1
ER	1	last time vs. Texas	May 1
BB	1	last time vs. Prairie View A&M	May 7
SO	3	last time vs. Prairie View A&M	May 7

#16 Collin Theroux, C

Season/Career Highs

H	3	vs. Abilene Christian	March 12
R	2	last time vs. TCU	April 22
RBI	4	vs. Abilene Christian	March 12
BB	3	vs. Michigan	March 18
SO	4	last time vs. Wichita State	March 22
SB	n/a		

#5 Donnie Walton, INF

Season Highs

H	3	last time vs. Arkansas	April 26
R	3	last time vs. Abilene Christian	March 12
RBI	3	vs. Wichita State	March 22
BB	3	vs. Michigan	March 20
SO	2	last time vs. Michigan	March 18
SB	2	last time vs. Incarnate Word	March 1

Career Highs

H	4	last time vs. Abilene Christian	3/13/14
R	3	last time vs. Abilene Christian	March 12
RBI	3	last time vs. Wichita State	March 22
BB	4	vs. Kansas	5/24/13
SO	3	vs. Baylor	3/21/14
SB	2	last time vs. Incarnate Word	March 1

#22 Dustin Williams, 1B

Season Highs

H	3	vs. Abilene Christian	March 12
R	3	last time vs. TCU	April 24
RBI	5	vs. North Carolina	Feb. 27
BB	2	last time vs. Texas Tech	April 10
SO	4	vs. Michigan	March 19
SB	1	last time vs. Kansas State	March 25

Career Highs

H	4	vs. Texas Tech	4/25/15
R	3	last time vs. TCU	April 24
RBI	5	last time vs. North Carolina	Feb. 27
BB	4	vs. Michigan	5/15/15
SO	4	last time vs. Michigan	March 19
SB	1	last time vs. Kansas State	March 25

#15 Garrett Williams, LHP

Season Highs (Pitching)

IP	1.2	vs. Kansas State	March 25
H	3	vs. Texas Tech	April 9
ER	2	vs. Texas Tech	April 9
BB	2	last time vs. Oklahoma	April 20
SO	2	vs. Kansas State	March 25

Career Highs (Pitching)

IP	6.0	last time vs. Alcorn State	3/11/15
H	6	last time vs. TCU	3/30/14
ER	6	vs. Oklahoma	4/15/14
BB	4	last time vs. Wichita State	3/24/15
SO	12	vs. Alcorn State	3/11/15

Career Highs (Hitting)

H	1	last time vs. Kansas	4/18/14
R	1	last time vs. West Virginia	4/13/14
RBI	4	vs. Oakland	2/23/14
BB	2	vs. West Virginia	4/12/14
SO	2	last time vs. Oklahoma	4/15/14
SB	n/a		



PLAYER CAREER STATISTICS

Battenfield, Blake

Year	avg	gp-gs	ab	r	h	2b	3b	hr	rbi	tb	slg%	bb	hbp	so	gdp	ob%	sf	sh	sb-att	po	a	e	fld%
2014	.000	0-0	0	0	0	0	0	0	0	0	.000	0	0	0	0	.000	0	0	0-0	2	11	0	1.000
2015	.000	0-0	0	0	0	0	0	0	0	0	.000	0	0	0	0	.000	0	0	0-0	0	3	0	1.000
2016	.000	0-0	0	0	0	0	0	0	0	0	.000	0	0	0	0	.000	0	0	0-0	1	4	0	1.000
TOTAL	.000	0-0	0	0	0	0	0	0	0	0	.000	0	0	0	0	.000	0	0	0-0	3	18	0	1.000

Year	era	w-l	app	gs	cg	sho	sv	ip	h	r	er	bb	so	2b	3b	hr	bf	bavg	wp	hbp	bk	sfa	sha
2014	1.69	4-0	27	0	0	0/2	0	53.1	42	11	10	20	38	9	1	0	217	.218	5	1	0	0	3
2015	3.60	0-1	6	2	0	0/0	0	15.0	12	6	6	9	12	1	1	1	66	.218	0	0	0	2	0
2016	3.91	1-1	19	0	0	0/0	2	25.1	26	15	11	14	12	2	0	1	116	.274	0	3	0	2	2
TOTAL	2.59	5-2	52	2	0	0/2	2	93.2	80	32	27	43	62	12	2	2	399	.233	5	4	0	4	5

Buffett, Tyler

Year	avg	gp-gs	ab	r	h	2b	3b	hr	rbi	tb	slg%	bb	hbp	so	gdp	ob%	sf	sh	sb-att	po	a	e	fld%
2014	.000	1-1	0	0	0	0	0	0	0	0	.000	0	0	0	0	.000	0	0	0-0	2	5	1	.875
2015	.000	0-0	0	0	0	0	0	0	0	0	.000	0	0	0	0	.000	0	0	0-0	4	9	0	1.000
2016	.000	0-0	0	0	0	0	0	0	0	0	.000	0	0	0	0	.000	0	0	0-0	3	13	0	1.000
TOTAL	.000	1-1	0	0	0	0	0	0	0	0	.000	0	0	0	0	.000	0	0	0-0	9	27	1	.973

Year	era	w-l	app	gs	cg	sho	sv	ip	h	r	er	bb	so	2b	3b	hr	bf	bavg	wp	hbp	bk	sfa	sha
2014	2.95	2-1	14	10	0	0/1	0	55.0	52	21	18	24	36	5	1	1	240	.249	2	5	2	0	2
2015	3.65	3-3	19	3	0	0/1	0	44.1	56	20	18	7	32	6	1	1	189	.324	1	3	0	1	5
2016	1.74	5-1	26	1	0	0/4	8	51.2	36	12	10	20	53	6	0	0	216	.197	3	6	0	1	6
TOTAL	2.74	10-5	59	14	0	0/6	8	151.0	144	53	46	51	121	17	2	2	645	.255	6	14	2	2	13

Chappell, Jacob

Year	avg	gp-gs	ab	r	h	2b	3b	hr	rbi	tb	slg%	bb	hbp	so	gdp	ob%	sf	sh	sb-att	po	a	e	fld%
2015	.250	55-51	144	33	36	4	2	0	21	44	.306	32	4	39	1	.400	0	16	6-6	47	123	15	.919
2016	.200	33-11	40	3	8	0	0	0	4	8	.200	4	0	10	1	.267	1	4	1-1	25	58	3	.965
TOTAL	.239	88-62	184	36	44	4	2	0	25	52	.283	36	4	49	2	.373	1	20	7-7	72	181	18	.934

Cobb, Trey

Year	avg	gp-gs	ab	r	h	2b	3b	hr	rbi	tb	slg%	bb	hbp	so	gdp	ob%	sf	sh	sb-att	po	a	e	fld%
2014	.000	0-0	0	0	0	0	0	0	0	0	.000	0	0	0	0	.000	0	0	0-0	2	6	2	.800
2015	.000	1-1	0	0	0	0	0	0	0	0	.000	0	0	0	0	.000	0	0	0-0	8	12	0	1.000
2016	.000	6-6	0	0	0	0	0	0	0	0	.000	0	0	0	0	.000	0	0	0-0	4	12	0	1.000
TOTAL	.000	7-7	0	0	0	0	0	0	0	0	.000	0	0	0	0	.000	0	0	0-0	14	30	2	.957

Year	era	w-l	app	gs	cg	sho	sv	ip	h	r	er	bb	so	2b	3b	hr	bf	bavg	wp	hbp	bk	sfa	sha
2014	3.12	0-0	18	1	0	0/0	0	34.2	37	19	12	18	28	3	1	1	164	.266	0	3	1	0	4
2015	2.61	5-2	31	0	0	0/2	2	58.2	48	18	17	19	53	6	1	1	246	.221	8	6	1	0	4
2016	3.49	4-6	15	9	0	0/1	2	56.2	64	27	22	20	71	9	0	5	255	.287	1	5	0	0	6
TOTAL	3.06	9-8	64	10	0	0/3	4	150.0	149	64	51	57	152	18	2	7	665	.257	9	14	2	0	14

Costello, Conor

Year	avg	gp-gs	ab	r	h	2b	3b	hr	rbi	tb	slg%	bb	hbp	so	gdp	ob%	sf	sh	sb-att	po	a	e	fld%
2014	.240	59-52	192	28	46	10	0	9	27	83	.432	23	11	59	3	.349	3	2	4-6	87	0	2	.978
2015	.240	49-48	183	32	44	7	0	6	35	69	.377	25	5	52	2	.343	3	1	13-14	51	6	2	.966
2016	.306	17-12	49	7	15	4	0	2	15	25	.510	13	1	8	0	.453	1	0	2-3	2	0	1	.667
TOTAL	.248	125-112	424	67	105	21	0	17	77	177	.417	61	17	119	5	.360	7	3	19-23	140	6	5	.967

Year	era	w-l	app	gs	cg	sho	sv	ip	h	r	er	bb	so	2b	3b	hr	bf	bavg	wp	hbp	bk	sfa	sha
2014	6.43	0-1	2	2	0	0/0	0	7.0	10	6	5	5	4	0	0	0	36	.345	0	2	0	0	0
2015	1.67	2-0	7	6	0	0/2	1	32.1	27	6	6	6	18	4	0	3	129	.225	0	2	0	0	1
2016	0.00	0-0	1	0	0	0/0	0	1.0	1	1	0	0	0	0	0	0	4	.333	0	0	0	1	0
TOTAL	2.45	2-1	10	8	0	0/2	1	40.1	38	13	11	11	22	4	0	3	169	.250	0	4	0	1	1



PLAYER CAREER STATISTICS

Hackerott, Alex

Year	avg	gp-gs	ab	r	h	2b	3b	hr	rbi	tb	slg%	bb	hbp	so	gdp	ob%	sf	sh	sb-att	po	a	e	fld%
2013	.000	0-0	0	0	0	0	0	0	0	0	.000	0	0	0	0	.000	0	0	0-0	2	2	1	.800
2014	.000	0-0	0	0	0	0	0	0	0	0	.000	0	0	0	0	.000	0	0	0-0	1	4	0	1.000
2015	.000	0-0	0	0	0	0	0	0	0	0	.000	0	0	0	0	.000	0	0	0-0	1	0	1	.500
2016	.000	0-0	0	0	0	0	0	0	0	0	.000	0	0	0	0	.000	0	0	0-0	1	2	1	.750
TOTAL	.000	0-0	0	0	0	0	0	0	0	0	.000	0	0	0	0	.000	0	0	0-0	5	8	3	.813

Year	era	w-l	app	gs	cg	sho	sv	ip	h	r	er	bb	so	2b	3b	hr	bf	bavg	wp	hbp	bk	sfa	sha
2013	1.64	1-0	16	0	0	0/1	0	22.0	13	4	4	6	24	2	0	1	84	.173	0	0	0	1	2
2014	3.00	4-1	28	0	0	0/3	0	27.0	19	14	9	9	26	5	0	2	112	.194	0	2	0	1	2
2015	3.38	1-0	12	0	0	0/0	0	5.1	9	3	2	5	8	1	0	0	31	.375	2	0	0	1	1
2016	2.70	1-0	9	0	0	0/0	0	3.1	4	1	1	3	1	0	0	0	16	.308	0	0	0	0	0
TOTAL	2.50	7-1	65	0	0	0/4	0	57.2	45	22	16	23	59	8	0	3	243	.214	2	2	0	3	5

Hassel, Corey

Year	avg	gp-gs	ab	r	h	2b	3b	hr	rbi	tb	slg%	bb	hbp	so	gdp	ob%	sf	sh	sb-att	po	a	e	fld%
2013	.263	33-3	19	6	5	0	0	0	3	5	.263	6	0	5	0	.407	2	1	1-1	10	0	1	.909
2014	.172	53-4	29	2	5	1	0	0	5	6	.207	6	2	10	0	.342	1	4	2-4	28	1	1	.967
2015	.312	54-46	199	27	62	10	1	3	33	83	.417	9	4	50	1	.352	1	10	13-17	78	4	1	.988
2016	.266	45-45	173	33	46	16	1	3	23	73	.422	16	7	46	3	.348	2	12	10-16	74	4	1	.987
TOTAL	.281	185-98	420	68	118	27	2	6	64	167	.398	37	13	111	4	.353	6	27	26-38	190	9	4	.980

Year	era	w-l	app	gs	cg	sho	sv	ip	h	r	er	bb	so	2b	3b	hr	bf	bavg	wp	hbp	bk	sfa	sha
2014	9.00	0-0	1	0	0	0/0	0	1.0	1	1	1	1	1	0	0	0	5	.333	0	0	0	1	0
2015	1.69	1-0	3	0	0	0/1	0	5.1	2	1	1	0	7	1	0	0	19	.105	1	0	0	0	0
TOTAL	2.84	1-0	4	0	0	0/1	0	6.1	3	2	2	1	8	1	0	0	24	.136	1	0	0	1	0

Hatch, Thomas

Year	avg	gp-gs	ab	r	h	2b	3b	hr	rbi	tb	slg%	bb	hbp	so	gdp	ob%	sf	sh	sb-att	po	a	e	fld%
2014	.000	0-0	0	0	0	0	0	0	0	0	.000	0	0	0	0	.000	0	0	0-0	1	10	1	.917
2016	.000	5-5	0	0	0	0	0	0	0	0	.000	0	0	0	0	.000	0	0	0-0	3	26	2	.935
TOTAL	.000	5-5	0	0	0	0	0	0	0	0	.000	0	0	0	0	.000	0	0	0-0	4	36	3	.930

Year	era	w-l	app	gs	cg	sho	sv	ip	h	r	er	bb	so	2b	3b	hr	bf	bavg	wp	hbp	bk	sfa	sha
2014	5.28	2-2	13	9	0	0/1	0	46.0	50	33	27	19	36	10	3	1	209	.286	5	2	0	4	9
2016	1.36	5-1	12	12	3	3/1	0	86.0	68	16	13	21	71	2	0	1	334	.227	3	4	0	1	8
TOTAL	2.73	7-3	25	21	3	3/2	0	132.0	118	49	40	40	107	12	3	2	543	.249	8	6	0	5	17

Littell, Jon

Year	avg	gp-gs	ab	r	h	2b	3b	hr	rbi	tb	slg%	bb	hbp	so	gdp	ob%	sf	sh	sb-att	po	a	e	fld%
2015	.226	30-23	93	18	21	4	0	0	15	25	.269	8	1	23	1	.286	3	0	2-3	47	0	1	.979
2016	.252	39-38	135	19	34	5	0	2	16	45	.333	16	0	31	2	.331	0	6	3-5	52	3	0	1.000
TOTAL	.241	69-61	228	37	55	9	0	2	31	70	.307	24	1	54	3	.313	3	6	5-8	99	3	1	.990

McCain, Garrett

Year	avg	gp-gs	ab	r	h	2b	3b	hr	rbi	tb	slg%	bb	hbp	so	gdp	ob%	sf	sh	sb-att	po	a	e	fld%
2015	.319	30-18	72	18	23	3	1	0	13	28	.389	11	9	17	0	.467	0	4	7-7	5	0	0	1.000
2016	.205	34-21	73	19	15	3	0	0	6	18	.247	16	5	17	1	.383	0	3	9-11	47	0	1	.979
TOTAL	.262	64-39	145	37	38	6	1	0	19	46	.317	27	14	34	1	.425	0	7	16-18	52	0	1	.981

Mertz, Michael

Year	avg	gp-gs	ab	r	h	2b	3b	hr	rbi	tb	slg%	bb	hbp	so	gdp	ob%	sf	sh	sb-att	po	a	e	fld%
2015	.000	0-0	0	0	0	0	0	0	0	0	.000	0	0	0	0	.000	0	0	0-0	0	1	0	1.000
2016	.000	0-0	0	0	0	0	0	0	0	0	.000	0	0	0	0	.000	0	0	0-0	0	7	1	.875
TOTAL	.000	0-0	0	0	0	0	0	0	0	0	.000	0	0	0	0	.000	0	0	0-0	0	8	1	.889

Year	era	w-l	app	gs	cg	sho	sv	ip	h	r	er	bb	so	2b	3b	hr	bf	bavg	wp	hbp	bk	sfa	sha
2015	2.45	0-0	3	0	0	0/0	0	3.2	2	1	1	2	4	0	0	0	16	.143	1	0	0	0	0
2016	4.14	1-2	16	7	0	0/3	1	45.2	39	23	21	33	51	9	0	2	206	.236	7	5	1	0	3
TOTAL	4.01	1-2	19	7	0	0/3	1	49.1	41	24	22	35	55	9	0	2	222	.229	8	5	1	0	3



PLAYER CAREER STATISTICS

Petrino, David

Year	avg	gp-gs	ab	r	h	2b	3b	hr	rbi	tb	slg%	bb	hbp	so	gdp	ob%	sf	sh	sb-att	po	a	e	fld%
2015	.257	38-13	70	14	18	2	1	0	9	22	.314	5	6	15	3	.358	0	0	2-2	9	20	4	.879
2016	.135	17-5	37	3	5	2	0	0	2	7	.189	2	2	4	1	.214	1	0	0-1	6	7	0	1.000
TOTAL	.215	55-18	107	17	23	4	1	0	11	29	.271	7	8	19	4	.309	1	0	2-3	15	27	4	.913

Reed, Remy

Year	avg	gp-gs	ab	r	h	2b	3b	hr	rbi	tb	slg%	bb	hbp	so	gdp	ob%	sf	sh	sb-att	po	a	e	fld%
2015	.000	0-0	0	0	0	0	0	0	0	0	.000	0	0	0	0	.000	0	0	0-0	5	12	1	.944
2016	.000	0-0	0	0	0	0	0	0	0	0	.000	0	0	0	0	.000	0	0	0-0	0	3	0	1.000
TOTAL	.000	0-0	0	0	0	0	0	0	0	0	.000	0	0	0	0	.000	0	0	0-0	5	15	1	.952

Year	era	w-l	app	gs	cg	sho	sv	ip	h	r	er	bb	so	2b	3b	hr	bf	bavg	wp	hbp	bk	sfa	sha
2015	1.57	3-2	23	5	0	0/1	0	46.0	40	14	8	13	30	4	0	3	189	.247	1	2	0	3	9
2016	4.40	3-1	19	0	0	0/1	1	28.2	19	15	14	15	35	6	1	1	120	.192	5	3	0	1	2
TOTAL	2.65	6-3	42	5	0	0/2	1	74.2	59	29	22	28	65	10	1	4	309	.226	6	5	0	4	11

Rosa, Andrew

Year	avg	gp-gs	ab	r	h	2b	3b	hr	rbi	tb	slg%	bb	hbp	so	gdp	ob%	sf	sh	sb-att	po	a	e	fld%
2014	.243	21-9	37	9	9	1	0	1	6	13	.351	6	0	11	0	.349	0	1	2-2	7	18	2	.926
2015	.333	9-0	9	2	3	1	0	1	2	7	.778	2	0	2	0	.455	0	0	0-0	1	2	1	.750
2016	.238	28-15	63	12	15	1	0	0	9	16	.254	10	5	13	1	.385	0	1	3-5	41	2	0	1.000
TOTAL	.248	58-24	109	23	27	3	0	2	17	36	.330	18	5	26	1	.379	0	2	5-7	49	22	3	.959

Sluder, Ryan

Year	avg	gp-gs	ab	r	h	2b	3b	hr	rbi	tb	slg%	bb	hbp	so	gdp	ob%	sf	sh	sb-att	po	a	e	fld%
2014	.284	35-14	67	11	19	1	0	0	7	20	.299	8	0	10	0	.360	0	2	1-3	26	1	1	.964
2015	.309	50-44	162	36	50	14	0	6	22	82	.506	23	2	34	0	.401	0	7	5-7	66	0	0	1.000
2016	.191	33-31	115	20	22	4	0	3	14	35	.304	9	3	31	1	.266	1	6	3-4	43	0	0	1.000
TOTAL	.265	118-89	344	67	91	19	0	9	43	137	.398	40	5	75	1	.349	1	15	9-14	135	1	1	.993

Walton, Donnie

Year	avg	gp-gs	ab	r	h	2b	3b	hr	rbi	tb	slg%	bb	hbp	so	gdp	ob%	sf	sh	sb-att	po	a	e	fld%
2013	.287	55-54	188	27	54	8	1	1	27	67	.356	25	2	30	4	.372	3	18	7-10	75	172	6	.976
2014	.310	66-66	252	45	78	15	0	3	36	102	.405	38	5	36	7	.407	2	22	7-10	88	198	17	.944
2015	.326	39-36	135	26	44	7	1	4	29	65	.481	22	2	23	2	.410	7	12	3-3	54	119	10	.945
2016	.359	45-43	167	34	60	12	1	2	31	80	.479	23	8	18	1	.453	3	3	9-13	50	125	7	.962
TOTAL	.318	205-199	742	132	236	42	3	10	123	314	.423	108	17	107	14	.409	15	55	26-36	267	614	40	.957

Williams, Dustin

Year	avg	gp-gs	ab	r	h	2b	3b	hr	rbi	tb	slg%	bb	hbp	so	gdp	ob%	sf	sh	sb-att	po	a	e	fld%
2014	.216	45-23	102	20	22	1	4	3	21	40	.392	25	0	31	0	.367	1	0	2-2	99	1	0	1.000
2015	.276	57-53	192	37	53	11	4	6	38	90	.469	37	1	59	3	.396	0	2	5-6	496	44	3	.994
2016	.219	43-43	151	23	33	4	1	10	31	69	.457	25	0	55	0	.326	2	0	2-4	395	20	5	.988
TOTAL	.243	145-119	445	80	108	16	9	19	90	199	.447	87	1	145	3	.366	3	2	9-12	990	65	8	.992

Williams, Garrett

Year	avg	gp-gs	ab	r	h	2b	3b	hr	rbi	tb	slg%	bb	hbp	so	gdp	ob%	sf	sh	sb-att	po	a	e	fld%
2014	.222	16-3	18	3	4	0	0	1	7	7	.389	7	0	9	0	.407	2	0	0-0	1	10	1	.917
2015	.000	0-0	0	0	0	0	0	0	0	0	.000	0	0	0	0	.000	0	0	0-0	1	3	0	1.000
2016	.000	0-0	0	0	0	0	0	0	0	0	.000	0	0	0	0	.000	0	0	0-0	0	1	0	1.000
TOTAL	.222	16-3	18	3	4	0	0	1	7	7	.389	7	0	9	0	.407	2	0	0-0	2	14	1	.941

Year	era	w-l	app	gs	cg	sho	sv	ip	h	r	er	bb	so	2b	3b	hr	bf	bavg	wp	hbp	bk	sfa	sha
2014	5.40	4-1	18	7	0	0/2	2	41.2	39	34	25	31	50	3	0	2	200	.250	4	8	1	1	4
2015	4.91	1-0	18	2	0	0/2	0	18.1	8	10	10	19	25	2	0	1	81	.131	1	0	1	0	1
2016	10.12	1-0	5	0	0	0/0	0	2.2	4	4	3	7	2	1	1	0	18	.400	1	1	0	0	0
TOTAL	5.46	6-1	41	9	0	0/4	2	62.2	51	48	38	57	77	6	1	3	299	.225	6	9	2	1	5



The Last Time...

A Cowboy Hitter Had...

8+ At Bats in a Game:	Gage Green & Corey Hassel (8) vs. Texas, April 3, 2015
5+ Hits in a Game:	Tanner Krietermeier (5) vs. West Virginia, April 12, 2014
6 Runs in a Game:	Gage Green (tied school record) vs. Alcorn State, March 11, 2015
5 Runs in a Game:	Dean Green vs. Alabama A&M, March 23, 2010 (Game 2)
3 Doubles in a Game:	Donnie Walton vs. Oakland, Feb. 22, 2014 (Game 1)
2 Triples in a Game:	Dane Phillips vs. Arkansas-Pine Bluff, March 22, 2011
A Grand Slam:	Dustin Williams vs. North Carolina, Feb. 27, 2016
A Pinch-Hit Home Run:	Andrew Rosa vs. Texas Tech, April 5, 2014
Hit For the Cycle:	J.R. Davis vs. West Virginia, April 3, 2016
10 RBI in a Game:	Jason Heath vs. Kansas State, April 24, 1993
9 RBI in a Game:	Robbie Rea vs. Alabama A&M, March 10, 2012 (Game 1)
8 RBI in a Game:	Adam Carr vs. Kansas, May 22, 2005
7 RBI in a Game:	Kevin David vs. Arkansas-Pine Bluff, April 14, 2009 (Game 2)
6 RBI in a Game:	Zach Fish vs. Oklahoma, May 21, 2014
5 RBI in a Game:	Dustin Williams vs. North Carolina, Feb. 27, 2016
10+ Total Bases:	J.R. Davis vs. West Virginia, April 3, 2016
5 Walks in a Game:	Corey Brown vs. Texas Tech, May 11, 2007
4 Walks in a Game:	Dustin Williams vs. Michigan, May 15, 2015
4 Strikeouts in a Game:	Colin Simpson vs. TCU, April 24, 2016*
Stole Home:	Ryan Sluder vs. Arkansas, March 29, 2016
4 Stolen Bases in a Game:	Garrett McCain vs. Incarnate Word, March 1, 2016
3 Stolen Bases in a Game:	Gage Green vs. Southeastern Oklahoma State, March 20, 2013
3 HRs in a Game:	Robbie Rea vs. Alabama A&M, March 10, 2012 (Game 1)
2 HRs in a Game:	Dustin Williams vs. Abilene Christian, March 12, 2016
HRs in Consecutive At Bats:	Dustin Williams vs. Abilene Christian, (2nd & 3rd inning), March 12, 2016
Inside-the-Park Home Run:	Kevin Bradley vs. Alcorn State, March 11, 2015
2 Hits in an Inning:	Conor Costello, (3rd inn.), April 24, 2016
3 Hits in an Inning:	Toby Rhodes vs. Grambling, Feb. 11, 2000 (Tied for NCAA Record)
3 HBP in a Game:	Rafael Thomas vs. Western Illinois, March 18, 2009 (Game 2)
Led Off Game with HR:	Devin Shines vs. Texas Tech, May 21, 2011
Walk-Off Home Run:	Ryan Sluder vs. Dallas Baptist, April 21, 2015

A Cowboy Pitcher Had...

A Complete Game:	Thomas Hatch vs. Prairie View A&M, May 6, 2016*
A Complete Game (7 Innings):	Jason Hursh vs. NJIT, Feb. 23, 2013 (Game 1 - run-rule)
A Complete Game by a Freshman:	Jensen Elliott vs. West Virginia, April 3, 2016
Four-Straight Complete Games:	Spencer Grogan vs. Kansas State 4/25; Kansas 4/17; Baylor 4/11; Texas A&M 4/3, 2004
Consecutive Complete Games:	Thomas Hatch vs. TCU, April 22, 2016; vs. Texas, April 30, 2016; vs. Prairie View A&M, May 6, 2016
Consecutive Complete Games (7 Innings):	Matt Smith at Baylor (9), April 18, 1998; vs. Nebraska (7), April 24, 1998
A Shutout:	Thomas Hatch vs. Texas, April 30, 2016*
A Shutout (7 Innings):	Frank Bludau vs. Kansas, March 19, 2000
Consecutive Shutouts:	Thomas Hatch vs. TCU, April 22, 2016; vs. Texas, April 30, 2016; vs. Prairie View A&M, May 6, 2016
A Combined Shutout:	Michael Mertz (7.0), Remey Reed (1.0) and Tyler Buffett (1.0) vs. Wichita State, March 22, 2016*
A Combined Shutout (7 Innings):	Andrew Oliver (5), Brandon Adams (0.1), Justin Friend (1.2) vs. Texas Tech, May 13, 2007
A Shutout by a Freshman:	Matt Smith vs. Nebraska, April 24, 1998
Hit Four Batters in a Game:	Matt Gardner vs. La Salle, Feb. 16, 2007
A Three-Pitch Inning:	Rick Rivas (5th inn.) vs. Dallas Baptist, April 11, 2006
Had 10+ Strikeouts in a Game:	Thomas Hatch (11) vs. Prairie View A&M, May 6, 2016*
A 1-Hit Game:	Matt Smith vs. Nebraska, April 24, 1998
A No-Hitter:	Bob Richardson vs. Houston, March 26, 1968
A No-Hitter (7 Innings):	Joe Giordanella vs. Oklahoma, April 1, 1985
A Combined No-Hitter:	Jason Bell (5.2), Brent Nichols (1.1), Rob Gaiko (1), Marcus Cuper (1) vs. Missouri Southern, March 16, 1993



The Last Time...

Oklahoma State (The Team)...

Scored 30+ Runs:	30 vs. Western Illinois, March 18, 2009 (Game 1)
Scored 20+ Runs:	24 vs. Oklahoma, April 7, 2015
Scored 10+ Runs in an Inning:	12 (6th inn.) vs. Alabama A&M, March 23, 2010 (Game 2)
Had 20+ Hits:	20 vs. Oklahoma, April 7, 2015
Had 7+ Doubles:	10 vs. Minnesota, March 6, 2011
Did Not Strikeout:	vs. Kansas, May 2, 2010
Had 4+ Triples:	4 vs. Arkansas-Pine Bluff, March 23, 2011
Had 10+ HRs:	11 vs. Chicago State, Feb. 24, 1999
Had 8 HRs:	8 vs. Kansas, April 15, 2006
<i>Had 10+ Walks:</i>	<i>11 vs. Michigan, March 19, 2016</i>
Had 10+ Stolen Bases:	11 vs. Wichita State, April 27, 1956
<i>Allowed Less Than Three Hits:</i>	<i>2 vs. Prairie View A&M, May 6, 2016*</i>
<i>Was Shut Out:</i>	<i>vs. Oral Roberts, April 12, 2016*</i>
<i>Was Shut Out at Home:</i>	<i>vs. Oral Roberts, April 12, 2016*</i>
Was Shut Out on the Road:	at Texas, April 25, 2014
Had Back-to-Back Homers:	Conor Costello/Kevin Bradley (5th inn.) vs. Alcorn State, March 11, 2015
Had Three Consecutive Homers:	Ty Wright/Shelby Ford/Tyler Mach vs. Western Illinois, Feb. 24, 2006
<i>Struck Out 15+ Times:</i>	<i>16 vs. Missouri State, March 8, 2016</i>
Turned a Triple Play:	vs. Cal State Fullerton, May 31, 2014
<i>Was Held to 2 or Less Hits:</i>	<i>2 vs. Michigan, March 19, 2016</i>
<i>Committed 4+ Errors in a Game:</i>	<i>4 vs. Abilene Christian, March 14, 2016</i>
<i>Won Both Games of a Doubleheader:</i>	<i>vs. Texas, April 30, 2016*</i>
Lost Both Games of a Doubleheader:	vs. Texas, April 14, 2012

An Opponent...

Threw a No-Hitter:	Nick Schmidt (6), Brian McLelland (1) and Devin Collis (2), Arkansas, Feb. 11, 2006
Threw a One-Hitter:	B.R. Cook, Oregon State, Feb. 18, 1999
Hit 3 HRs:	Charlie Llewellyn, Texas-Arlington, March 10, 1993
<i>Hit 2 HRs:</i>	<i>Jackson Cramer, West Virginia, April 1, 2016</i>
Had Back-to-Back HRs:	Ryan McBroom/Brady Wilson (6th inn.), West Virginia, May 25, 2013
Hit a Grand-Slam:	Audie Afenir (3rd inn.), Oral Roberts, April 16, 2015
Had 5+ Hits in a Game:	Kyle Giusti (5), Abilene Christian, March 13, 2014
<i>Had 6+ RBI in a Game:</i>	<i>Michael Davis (7), Texas Tech, April 10, 2016</i>
Scored 10+ Runs in an Inning:	UCLA (10 in the 6th inn.), May 26, 1997
Had a Pinch-Hit Home Run:	Daniel Mengden, Texas A&M, May 19, 2012
Pitched a Complete Game:	Andrew Morales, UC Irvine, June 7, 2014
<i>Had 10+ Strikeouts in a Game:</i>	<i>Jake Irvin (10), Oklahoma, April 20, 2016</i>

italics — occurred during 2016 season

* — most recent occurrence in 2016