



2016 OKLAHOMA STATE COWBOY BASEBALL

Wade McWhorter • Coordinator, Media Relations • (405) 744-7853 (o) or 612-5240 (c) • wade.mcwhorter@okstate.edu
Oklahoma State Athletics Media Relations • 220 Athletics Center, Stillwater, OK 74078 • www.okstate.com

2016 SCHEDULE

Feb. 19	at UT Arlington%	L, 2-3
Feb. 20	vs. Stephen F. Austin%	W, 8-2
Feb. 20	at UT Arlington%	W, 5-3
Feb. 21	vs. Stephen F. Austin%	L, 4-5 (10)
Feb. 26	at #10 North Carolina	L, 1-2
Feb. 27	at #10 North Carolina	L, 6-7 (10)
Feb. 28	at #10 North Carolina	L, 3-4
March 1	Incarnate Word	W, 7-1
March 2	Incarnate Word	W, 3-2
March 4	Indiana State	W, 1-0
March 5	Indiana State	W, 9-2
March 6	Indiana State	L, 0-2
March 8	at #12 Missouri State	W, 6-5 (10)
March 11	Abilene Christian	W, 9-2
March 12	Abilene Christian	W, 16-0
March 14	Abilene Christian	W, 8-4
March 15	at #26 Dallas Baptist	W, 7-6
March 18	#18 Michigan	W, 6-3
March 19	#18 Michigan	W, 5-4
March 20	#18 Michigan	L, 2-4
March 22	at Wichita State	W, 17-0
March 24	at Kansas State*	W, 2-1
March 25	at Kansas State*	W, 5-4
March 26	at Kansas State*	W, 5-4 (10)
March 29	#15 Arkansas	W, 5-4
April 1	at West Virginia*	L, 4-5 (10)
April 2	at West Virginia*	L, 3-4
April 3	at West Virginia*	W, 8-1
April 8	#19 Texas Tech*	6 p.m.
April 9	#19 Texas Tech*	3 p.m.
April 10	#19 Texas Tech*	1 p.m.
April 12	Oral Roberts	6 p.m.
April 15	at Baylor*	6:30 p.m.
April 16	at Baylor*	3 p.m.
April 17	at Baylor*	1 p.m.
April 19	at Oklahoma	6 p.m.
April 22	TCU*	6 p.m.
April 23	TCU*	4 p.m.
April 24	TCU*	1 p.m.
April 26	at Arkansas	6:35 p.m.
April 27	Little Rock	6 p.m.
April 29	at Texas*	7 p.m.
April 30	at Texas*	3:30 p.m.
May 1	at Texas*	1:30 p.m.
May 6	Prairie View A&M	6 p.m.
May 7	Prairie View A&M	3 p.m.
May 8	Prairie View A&M	1 p.m.
May 10	Dallas Baptist	6 p.m.
May 13	Oklahoma* (OKC)	6:30 p.m.
May 14	Oklahoma* (Tulsa)	7:30 p.m.
May 15	Oklahoma* (Tulsa)	2 p.m.
May 17	at Oral Roberts	6:30 p.m.
May 19	Kansas*	6:30 p.m.
May 20	Kansas*	6 p.m.
May 21	Kansas*	3 p.m.
May 25-29	Big 12 Baseball Championship#	
June 3-6	NCAA Regionals\$	
June 5-8	NCAA Super Regionals\$	
June 14-25	College World Series!	

Bold italics indicates home game • All Times Central

* — Big 12 Conference game

% — Clay Gould Classic • Arlington, Texas

— Chickasaw Bricktown Ballpark • Oklahoma City

\$ — Campus Sites

! — TD Ameritrade Park • Omaha, Neb.



#16 Oklahoma State (19-9, 4-2) vs. #19 Texas Tech (21-9, 8-1)

**Allie P. Reynolds Stadium (4,000)
Stillwater, Okla.**

Fri., April 8: 6 p.m.

Sat., April 9: 3 p.m.

Sun., April 10: 1 p.m.



Oklahoma State

This weekend marks Oklahoma State's first Big 12 Conference series at home in 2016 as the Cowboys host league-leader Texas Tech in a showdown of nationally ranked teams at Allie P. Reynolds Stadium. The 16th-ranked Cowboys enter the weekend with a 19-9 record and are tied with TCU for second in the Big 12 standings with a 4-2 league mark. Friday's series opener is scheduled for 6 p.m., with Saturday's game at 3 p.m. and Sunday's finale set for 1 p.m.

Led by Donnie Walton and his .330 batting average, the Cowboys are hitting a collective .241 while the pitching staff ranks fifth nationally with a Big 12-best 2.33 ERA

The Cowboys are coming off a 38-20 season in which they made their third consecutive NCAA Regional appearance, and expectations are again high. OSU was ranked in the top 10 nationally in four different preseason polls and returns seven starters from 2015, including All-Big 12 Conference performers Donnie Walton, Ryan Sluder and Corey Hassel.

The 2016 season marks OSU's fourth under Holliday, who compiled a 127-57 record in his first three seasons at his alma mater.

About The Red Raiders

Texas Tech is 21-9 on the season, and 19th-ranked Red Raiders sit atop the Big 12 standings with an 8-1 mark. Led by senior first baseman Eric Gutierrez (.349, 5 HR, 31 RBI), TTU is hitting .292, while the pitching staff sports a 4.11 ERA.

Expected to start on the mound for TTU are:

Friday - RHP Davis Martin (4-0, 1.65)

Saturday - LHP Steven Gingery (3-1, 2.96)

Sunday - RHP Ty Harpenau (0-0, 5.91)

OSU is 39-28 all time against Texas Tech and has won four-straight series against the Red Raiders. The Cowboys are 6-3 vs. TTU in three seasons under Josh Holliday.

Watch, Listen, Follow

Both the Friday and Sunday games vs. Texas Tech will be televised live on the FOX Sports family of networks, with Dave Hunziker and Cowboy Baseball Hall of Famer Tom Holliday on the call. Friday's game airs of FOX Sports Plus and Sunday's on FOX College Sports. Saturday's game will be online at okstate.com/live and also be televised in Oklahoma City and Tulsa on Cox Cable channel 703/HD 1333 in OKC and 1003/HD 1333 in Tulsa

All OSU baseball games are carried live by Stillwater Radio and air on KSPI 93.7 FM or 780 AM. Rex Holt, who is in his 34th season on the air with Cowboy baseball, will call the action, with Matt "Chief" Davis providing color commentary. Radio broadcasts are also available online at okstate.com/watch.

Live stats for all games can also be found at okstate.com, with links available under the Schedule tab on the baseball home page. Additionally, fans can follow the official OSU Baseball Twitter account, @OSUBaseball, for in-game updates.

OSU PROBABLE STARTERS

Position Players		2016 Statistics					Noteworthy
Pos.	No.	Player	GP-GS	Avg.	HR	RBI	
C	16	Collin Theroux	26-26	.138	3	13	4-for-12 (.333) w/2 HR, 4 RBIs last four games
1B	22	Dustin Williams	28-28	.223	8	24	Leads Big 12 in home runs
2B	3	J.R. Davis	20-19	.324	1	8	Cowboys are 12-2 w/Davis hitting leadoff
SS	5	Donnie Walton	28-26	.330	1	18	All-Big 12 First Team in 2014 & 2015
3B	7	Garrett Bengé	28-26	.305	3	20	Reached base safely in 16-straight games
RF	28	Corey Hassel	28-28	.284	2	14	Leads team with 10 doubles
CF	8	Ryan Sluder	17-15	.167	3	5	Four of nine hits this season for extra bases
LF	13	Jon Littell	26-25	.269	2	12	6-for-11 (.545), HR, 2 RBI in K-State series
DH	3	Garrett McCain	20-17	.211	0	5	Third in Big 12 with nine stolen bases

Starting Pitchers

R/L	No.	Player	W-L	ERA	Last Appearance	W-L	IP	H	R	ER	BB	SO
R	45	Thomas Hatch	2-0	1.84	4/1 at West Virginia	ND	7.0	5	2	2	3	5
R	25	Trey Cobb	3-4	2.78	4/2 at West Virginia	L	6.1	11	4	4	1	8
R	34	Jensen Elliott	3-1	1.82	4/3 at West Virginia	W	9.0	4	1	1	4	4



2016 COWBOY BASEBALL ROSTER

NUMERICAL ROSTER

No.	Name	Pos.	B/T	Ht.	Wt.	Class	Hometown (High School/Previous School)
1	Alex Shaver	OF	L/L	5-11	189	Fr.	Sugarland, Texas (George Ranch HS)
2	J.R. Davis	INF	R/R	5-9	187	Jr.	Vallejo, Calif. (St. Patrick-St. Vincent HS/Contra Costa CC)
3	Garrett McCain	OF	R/L	6-0	186	So.	Wylie, Texas (Wylie East HS)
4	Jacob Chappell	INF	R/R	6-0	164	So.	Guthrie, Okla. (Guthrie HS)
5	Donnie Walton	INF	S/R	5-10	184	Sr.	Tulsa, Okla. (Bishop Kelley HS)
6	David Petrino	INF	R/R	5-10	198	Sr.	Springdale, Ark. (Shiloh Christian/Central Arizona CC)
7	Garrett Benge	INF	L/R	5-11	200	So.	Yukon, Okla. (Yukon HS/Cowley County CC)
8	Ryan Sluder	OF	R/R	6-2	197	Jr.	Amarillo, Texas (Amarillo HS)
13	Jon Littell	OF	R/R	6-3	205	So.	Stillwater, Okla. (Stillwater HS)
15	Garrett Williams	LHP	L/L	6-1	204	Jr.	Lubbock, Texas (Calvary Baptist HS)
16	Collin Theroux	C	R/R	6-1	223	Jr.	San Mateo, Calif. (Junipero Serra HS/San Joaquin Delta CC)
17	Baylor Rowlett	C	R/R	6-0	198	Fr.	College Station, Texas (College Station HS)
18	Colin Simpson	C	L/R	5-9	227	Fr.	Edmond, Okla. (Memorial HS)
19	Carson Teel	LHP	L/L	6-0	170	R-Fr.	Stillwater, Okla. (Stillwater HS)
22	Dustin Williams	1B	L/R	6-2	229	Jr.	Weatherford, Texas (Weatherford HS)
23	Bryce Verplank	RHP/OF	R/R	6-4	223	Fr.	Flower Mound, Texas (Marcus HS)
24	Conor Costello	RHP/OF	R/R	6-3	211	Sr.	Edmond, Okla. (Santa Fe HS/Arkansas)
25	Trey Cobb	RHP	R/R	6-1	199	Jr.	Broken Arrow, Okla. (Broken Arrow HS)
26	Luke Matheny	RHP	R/R	6-2	199	Fr.	Chesterfield, Mo. (Westminster Christian)
27	Michael Mertz	RHP	R/R	6-2	209	Jr.	Pflugerville, Texas (Pflugerville HS/Cisco College)
28	Corey Hassel	OF/RHP	R/R	5-10	175	Sr.	Stillwater, Okla. (Stillwater HS)
30	Remy Reed	RHP	R/R	6-5	225	Jr.	Frisco, Texas (Frisco HS/Navarro College)
31	Matt Wilson	LHP	L/L	6-5	209	So.	Dallas, Texas (Highland Park HS)
32	Ben Leeper	RHP	R/R	5-11	193	Fr.	Southlake, Texas (Southlake Carroll HS)
33	Mason O'Brien	1B	L/L	6-0	193	So.	Owasso, Okla. (Owasso HS)
34	Jensen Elliott	RHP	R/R	6-6	206	Fr.	Coppell, Texas (Coppell HS)
36	Max Simpson	RHP	R/R	6-3	201	So.	Tulsa, Okla. (Bishop Kelley HS/Hutchinson CC)
37	Tyler Buffett	RHP	R/R	6-2	197	Jr.	Albuquerque, N.M. (Albuquerque Academy)
38	Nick Gallo	INF	R/R	5-10	181	Jr.	West Palm Beach, Fla. (Palm Beach Gardens HS/Palm Beach St. CC)
39	Alex Hackerott	LHP	R/L	6-2	196	Sr.	Sand Springs, Okla. (Charles Page HS)
42	Jake Cowan	RHP	R/R	6-1	201	So.	Mangum, Okla. (Mangum HS/Cowley County CC)
43	Blake Battenfield	RHP	R/R	6-4	210	So.	Claremore, Okla. (Verdigris HS)
44	Andrew Rosa	INF	R/R	6-2	188	So.	Owasso, Okla. (Owasso HS)
45	Thomas Hatch	RHP	R/R	6-1	190	So.	Tulsa, Okla. (Jenks HS)
46	Joe Lienhard	RHP	R/R	6-4	239	Fr.	Wichita, Kan. (Kapaun Mt. Carmel HS)

COACHES

9	Josh Holliday – Head Coach (Fourth Season)
10	Rob Walton – Assistant Coach (Fourth Season)
12	James Vilade – Assistant Coach (First Season)
40	Mark Ginther – Volunteer Assistant Coach (Second Season)
	Heath Holliday – Director of Baseball Operations (First Season)
	Victor Romero – Graduate Manager (Second Season)

ALPHABETICAL ROSTER

No.	Name	Pos.
43	Battenfield, Blake	RHP
7	Benge, Garrett	INF
37	Buffett, Tyler	RHP
4	Chappell, Jacob	INF
25	Cobb, Trey	RHP
24	Costello, Conor	RHP/OF
42	Cowan, Jake	RHP
2	Davis, J.R.	INF
34	Elliott, Jensen	RHP
38	Gallo, Nick	INF
39	Hackerott, Alex	LHP
28	Hassel, Corey	OF/RHP
45	Hatch, Thomas	RHP
32	Leeper, Ben	RHP
46	Lienhard, Joe	RHP
13	Littell, Jon	OF
26	Matheny, Luke	RHP
3	McCain, Garrett	OF
27	Mertz, Michael	RHP
33	O'Brien, Mason	1B
6	Petrino, David	INF
30	Reed, Remy	RHP
44	Rosa, Andrew	INF
17	Rowlett, Baylor	C
1	Shaver, Alex	OF
18	Simpson, Colin	C
36	Simpson, Max	RHP
8	Sluder, Ryan	OF
19	Teel, Carson	LHP
16	Theroux, Collin	C
23	Verplank, Bryce	RHP/OF
5	Walton, Donnie	INF
22	Williams, Dustin	1B
15	Williams, Garrett	LHP
31	Wilson, Matt	LHP

PRONUNCIATION GUIDE

Benge	like binge (binj)
Hackerott	hacker-it
Lienhard	lin-hard
Littell	li-tell
Matheny	ma-thee-knee
Remy Reed	rimmy
Sluder	slew-der
Theroux	th-row
Vilade	rhymes with made

BY CLASS

Seniors (5): Costello, Hackerott, Hassel, Petrino, Walton
Juniors (10): Buffett, Cobb, Davis, Gallo, Mertz, Reed, Sluder, Theroux, D. Williams, G. Williams
Sophomores (11): Battenfield, Benge, Chappell, Cowan, Hatch, Littell, McCain, O'Brien, Rosa, M. Simpson, Wilson
Redshirt Freshmen (1): Teel
Freshmen (8): Elliott, Leeper, Lienhard, Matheny, Rowlett, Shaver, C. Simpson, Verplank


ROSTER BREAKDOWN

BY STATE

Oklahoma (16): Battenfield, Benge, Chappell, Cobb, Costello, Cowan, Hackerott, Hassel, Hatch, Littell, O'Brien, Rosa, C. Simpson, M. Simpson, Teel, Walton
Texas (12): Elliott, Leeper, McCain, Mertz, Reed, Rowlett, Shaver, Sluder, Verplank, D. Williams, G. Williams, Wilson
California (2): Davis, Theroux
Arkansas (1): Petrino
Florida (1): Gallo
Kansas (1): Lienhard
Missouri (1): Matheny
New Mexico (1): Buffett



RADIO/TV CHART



1

Alex Shaver
OF • L/L • 5-11, 189
Fr. • Sugarland, Texas



2

J.R. Davis
INF • R/R • 5-9, 187
Jr. • Vallejo, Calif.




3

Garrett McCain
OF • R/L • 6-0, 186
So. • Wylie, Texas




4

Jacob Chappell
INF • R/R • 6-0, 164
So. • Guthrie, Okla.




5

Donnie Walton
INF • S/R • 5-10, 184
Sr. • Tulsa, Okla.




6

David Petrino
INF • R/R • 5-10, 198
Sr. • Springdale, Ark.




7

Garrett Bengel
INF • L/R • 5-11, 200
So. • Yukon, Okla.



8

Ryan Sluder
OF • R/R • 6-2, 197
Jr. • Amarillo, Texas




13

Jon Littell
OF • R/R • 6-3, 205
So. • Stillwater, Okla.




15

Garrett Williams
LHP • 6-1, 204
Jr. • Lubbock, Texas




16

Collin Theroux
C • R/R • 6-1, 223
Jr. • San Mateo, Calif.




17

Baylor Rowlett
C • R/R • 6-0, 198
Fr. • College Station, Texas




18

Colin Simpson
C • L/R • 5-9, 227
Fr. • Edmond, Okla.




19

Carson Teel
LHP • 6-0, 170
R-Fr. • Stillwater, Okla.



22

Dustin Williams
1B • L/R • 6-2, 229
Jr. • Weatherford, Texas



23

Bryce Verplank
RHP/OF • R/R • 6-4, 223
Fr. • Flower Mound, Texas



24

Conor Costello
RHP/OF • R/R • 6-3, 211
Sr. • Edmond, Okla.



25

Trey Cobb
RHP • 6-1, 199
Jr. • Broken Arrow, Okla.




26

Luke Matheny
RHP • 6-2, 191
Fr. • Chesterfield, Mo.



27

Michael Mertz
RHP • 6-2, 209
Jr. • Pflugerville, Texas




28

Corey Hassel
OF/RHP • R/R • 5-10, 175
Sr. • Stillwater, Okla.




30

Remey Reed
RHP • 6-5, 225
Jr. • Frisco, Texas



31

Matt Wilson
LHP • 6-5, 209
So. • Dallas, Texas



32

Ben Leeper
RHP • 5-11, 193
Fr. • Southlake, Texas



33

Mason O'Brien
1B • L/L • 6-0, 193
So. • Owasso, Okla.



34

Jensen Elliott
RHP • 6-6, 206
Fr. • Coppell, Texas




36

Max Simpson
RHP • 6-3, 201
So. • Tulsa, Okla.




37

Tyler Buffett
RHP • 6-2, 197
Jr. • Albuquerque, N.M.




38

Nick Gallo
INF • R/R • 5-10, 181
Jr. • West Palm Beach, Fla.




39

Alex Hackerott
LHP • 6-2, 196
Sr. • Sand Springs, Okla.



42

Jake Cowan
RHP • 6-1, 201
So. • Mangum, Okla.



43

Blake Battenfield
RHP • 6-4, 210
So. • Claremore, Okla.



44

Andrew Rosa
INF • R/R • 6-2, 188
So. • Owasso, Okla.



45

Thomas Hatch
RHP • 6-1, 190
So. • Tulsa, Okla.



46

Joe Lienhard
RHP • 6-4, 239
Fr. • Wichita, Kan.



9

Josh Holliday
Head Coach
Fourth Season




12

James Vilade
Asst. Coach/Recruiting
First Season




10

Rob Walton
Asst. Coach/Pitching
Fourth Season



40

Mark Ginther
Volunteer Asst. Coach
Second Season



Heath Holliday
Director of Operations
First Season



GAME NOTES



2016 BIG 12 CONFERENCE STANDINGS

	Big 12		Overall		
	W	L	W	L	T
Texas Tech	8	1	21	9	0
TCU	4	2	22	6	0
Oklahoma State	4	2	19	9	0
West Virginia	4	4	16	11	0
Baylor	3	3	15	14	0
Texas	3	3	12	17	0
Oklahoma	2	4	15	14	1
Kansas	1	4	11	16	0
Kansas State	0	6	13	17	0

This Weekend's Big 12 Schedule

Friday		
Furman at West Virginia		5:30 p.m.
Baylor at Oklahoma		6 p.m.
TCU at Kansas		6 p.m.
Texas at Kansas State		6:30 p.m.
Saturday		
TCU at Kansas		2 p.m.
Texas at Kansas State		2 p.m.
Furman at West Virginia		3 p.m.
Baylor at Oklahoma		5 p.m.
Sunday		
Furman at West Virginia		Noon
Texas at Kansas State		1 p.m.
Baylor at Oklahoma		1 p.m.
TCU at Kansas		1 p.m.

...

2016 Big 12 Preseason Coaches Poll

- | | |
|------------------------------|------------------|
| 1. TCU (3) | 6. West Virginia |
| 2. Oklahoma State (3) | 7. Kansas |
| 3. Texas (3) | 8. Kansas State |
| 4. Oklahoma | 9. Baylor |
| 5. Texas Tech | |

...

2016 Oklahoma State Awards/Accolades

Donnie Walton	Golden Spikes Award Watch List
Tyler Buffett	Co-Big 12 Pitcher of Week, 3/7
Dustin Williams	Big 12 Player of Week, 3/14
Conor Costello	Senior CLASS Award candidate
Trey Cobb	Big 12 Pitcher of the Week, 3/21
Tyler Buffett	Big 12 Pitcher of Week, 3/28
J.R. Davis	Big 12 Newcomer of Week, 4/4
Jensen Elliott	Big 12 Pitcher of Week, 4/4

In The Polls

OSU is ranked as high as No. 16 in this week's national polls, earning that spot from *Baseball America*. The Cowboys are also ranked 17th by Perfect Game, 19th by the NCBWA, 23rd by *D1Baseball.com* and 25th in the *USA Today* coaches poll.

OSU has been ranked in at least one national poll for 59 consecutive weeks dating back to 2013, when the Cowboys were in the polls for the final 14 weeks of the season. During that time, they have spent 16 weeks in the Top 10 and been ranked as high as No. 3 (by the NCBWA in 2014). They finished the '14 season ranked 10th in each of the final polls, marking the 19th time in program history OSU ended the season in the top 10 in the national polls.

2,500 Club

Oklahoma State entered 2016 as one of only 18 programs in Division I history to reach 2,500 victories, beginning the year with 2,513 all-time wins. Of those achieving that feat, only one has played fewer seasons than OSU's 104 (Florida State with 68).

OSU entered the 2016 season ranked sixth all time in NCAA history with a .665 winning percentage.

The Century Mark

In his third season as head coach at his alma mater, Josh Holliday became the sixth skipper to record 100 career wins at Oklahoma State. Holliday's 100th win came on March 13, 2015, against Grand Canyon in his 143rd game, making him the second-fastest Cowboy boss to reach 100 victories.

Coach	Games to reach 100 wins	Season reached 100 wins
Toby Greene	140	8th
Josh Holliday	143	3rd
Gary Ward	146	3rd
Tom Holliday	147	3rd
Chet Bryan	161	6th
Frank Anderson	162	3rd

Omaha

The Cowboys' coaching staff is no stranger to the College World Series, with Josh Holliday and Rob Walton combining for nine CWS appearances as either a player or coach.

Holliday played on a pair of CWS teams at OSU (1996 & 1999) and has coached in the CWS as an assistant at Georgia Tech (2006), Arizona State (2009) and Vanderbilt (2011).

Walton spent four seasons as a pitcher at OSU from 1983-86, and each of those teams appeared in the CWS.

Baseball In Their Blood

Baseball — and Oklahoma State — is definitely a family affair for Josh Holliday.

Josh's father, Tom, served as an OSU assistant coach for 19 years then took over as the Cowboys' head coach from 1997-2003, leading the program to its last College World Series appearance in 1999 (and coaching Josh in his final three collegiate seasons). Tom has spent four decades as a collegiate coach and was inducted into the Cowboy Baseball Hall of Fame in 2016.

Josh's younger brother, Matt, is an outfielder for the St. Louis Cardinals. In 12 major league seasons, Matt has been named to seven MLB All-Star teams.

Josh's uncle, Dave Holliday, was an OSU assistant coach from 1981-88 and has since held a variety of roles in Major League Baseball, including his current spot as a professional scout for the Atlanta Braves.

Home Sweet Home

Allie P. Reynolds Stadium has been home to Oklahoma State baseball since April 4, 1981, and in those 35 seasons, the Cowboys have been nearly unbeatable on their home field.

OSU is 890-210 (.809) all time at Reynolds Stadium and has lost more than two consecutive games on its home turf only five times (six in a row in 2007; three straight in 2010, 2012, 2013 and 2014).

The Cowboys are 10-2 on their home field in 2016.

On The Road Again and Again and Again and Again and Again and Again and Again and...

As has become commonplace, OSU opened Big 12 Conference play on the road in 2016.

The Cowboys have begun league play at Allie P. Reynolds Stadium only twice since 2003 (in 2005 and 2013), and this season OSU opened at Kansas State.

The trend will continue in the near future as the conference office has set schedules for 2017 and 2018, and in each of those seasons, OSU opens Big 12 action away from Stillwater.

Since 2004 and spanning through 2018, OSU will have opened conference play on the road 13 times and only two times at home. Since Big 12 baseball began play in 1997, the Cowboys will have opened league play on the road 16 times and just six times in Stillwater.

It's Been Awhile

OSU has not lost a three-game Big 12 Conference series at Allie P. Reynolds Stadium since 2012 when it was swept by Texas A&M on the final weekend of the season. Over the last three seasons, the Cowboys have won nine consecutive three-game league series on their home field following a split in a rain-shortened two-game series with Baylor to open league play in 2013. (In 2015 OSU lost its only game vs. West Virginia in Stillwater — the final two games of the series were canceled due to weather).



GAME NOTES



Josh Holliday

Head Coach,
Fourth Season

Josh Holliday returned home to take over the Oklahoma State baseball program when he was named the 15th head coach in program history on June 8, 2012.

Holliday's hire has paid huge and immediate dividends as he has led the OSU program back to national prominence in his first three years at the helm.

Since taking over the reins, Holliday has guided the Cowboys to three-straight NCAA Tournament appearances, the program's first-ever regular season Big 12 Conference championship and its third NCAA Super Regional berth. During Holliday's three-year tenure, the Cowboys have won 127 games, the second-highest win total among Big 12 teams during that span.

The Oklahoma State alumnus and native of Stillwater made an immediate impact in his first season at the helm, leading the Cowboys to a 41-19 record and the finals of the NCAA Louisville Regional.

OSU's 41 wins in 2013 was its most since 2008, and the Cowboys' second-place finish in the Big 12 Conference was also its best in five years.

Under Holliday's direction, the Cowboys won five of their eight Big 12 series, including four in a row to end the season, and OSU had 11 players garner All-Big 12 accolades, its most since 2008.

OSU's second season under Holliday was even better, and he became the first-ever Cowboy skipper to be named the Big 12 Conference Coach of the Year.

In 2014, the Cowboys went 48-18, marking the most wins for the program since 1994. OSU captured the Big 12 regular season crown with an 18-6 mark, then went on to win the NCAA Stillwater Regional championship and advance to the NCAA Stillwater Super Regional, its first Super Regional appearance since 2007.

The 2014 season also saw the Cowboys win their final seven Big 12 Conference series and rank in the top 10 nationally in five categories, including home runs, walks, sacrifice bunts and winning percentage.

Further adding to the accolades, 2014 also saw a pair of Cowboys — Brendan McCurry and Zach Fish — earn All-America honors. Fish was named the Big 12 Player of the Year and was one of 11 Cowboys to garner All-Big 12 accolades, which included a school-record six first-team honorees.

Holliday is the first former OSU player to serve as the program's head coach. A four-year letterwinner for the Cowboys from 1996-99, Holliday was a starter on teams that made four NCAA Tournament appearances and reached the College World Series in 1996 and 1999.

For 11 years, Holliday served as an assistant coach at some of the nation's top baseball programs. He started his coaching career at OSU before serving on the staffs at North Carolina State, Georgia Tech, Arizona State and Vanderbilt. He coached seven NCAA Tournament teams and three of those advanced to the College World Series (Georgia Tech in 2006, Arizona State in 2009 and Vanderbilt in 2011).

A four-year letterwinner who played in 256 games, which ranks second all time at OSU, Holliday compiled a career .311 batting average to go along with 53 home runs, 62 doubles and 237 RBIs. He was inducted into the OSU Baseball Hall of Fame in 2003.

Holliday's name is prominent throughout the OSU record book. He is OSU's all-time leader in base on balls with 225 and ranks in the top five on the Cowboys' career lists in games, at bats, runs, hits, doubles, total bases, RBIs and hit by pitches while ranking seventh in homers.

Holliday was a three-time All-Big 12 performer, earning first-team honors in 1998 (at catcher) and 1999 (at third base). He was a second-team selection as a utility player in 1997 and was named the Big Eight Conference Freshman of the Year and a Freshman All-American in 1996.

Holliday Year-By-Year At OSU

	Overall	Big 12
2013	41-19	13-10
2014	48-18	18-6
2015	38-20	14-8
2016	19-9	4-2
Totals	146-66 (.689)	49-26 (.653)

THE JOSH HOLLIDAY FILE

- **1996-99:** Played at Oklahoma State
- **1999-00:** Played in Toronto Blue Jays organization
- **2001-03:** Oklahoma State assistant coach
- **2004:** North Carolina State assistant coach
- **2005-07:** Georgia Tech assistant coach
- **2008-09:** Arizona State assistant coach
- **2010-12:** Vanderbilt assistant coach
- **2013-pres.:** Oklahoma State head coach

Big 12's Best

Oklahoma State's .690 winning percentage (127-57) from 2013-15 marked the highest in the Big 12 Conference during that span. TCU came in second at .677, with the Cowboys only trailing the Horned Frogs by one in the win column.

OSU has also finished first or second in the league standings each of the last three years, and the Cowboys are the only Big 12 team over that span to finish over .500 in conference play each year.

Comeback Cowboys

Come-from-behind victories have become a trend for the Cowboys under Josh Holliday. OSU has overcome deficits to win 65 games in Holliday's four seasons, notching 18 comeback wins in 2013, 28 in 2014 and 15 a year ago.

Awards Show

A number of Cowboys who earned all-conference recognition a year ago return in 2015.

Donnie Walton was named to the All-Big 12 First Team as an infielder last season, while outfielders Ryan Sluder and Corey Hassel each picked up All-Big 12 Second Team honors.

Earning All-Big 12 honorable mention accolades were first baseman Dustin Williams and pitchers Trey Cobb and Remy Reed, while Jacob Chappell was named to the Big 12 All-Freshman Team.

I Feel A Draft

OSU has nine players on its 2016 roster who have been Major League Baseball Draft picks, including a pair of two-time draftees in Conor Costello (2011, Cincinnati, 16th/2015, Pittsburgh 38th) and Donnie Walton (2012, NY Mets, 36th/2015, Milwaukee, 23rd). Other MLB Draft picks include: Garrett Bengt (2015, Cleveland, 22nd); Thomas Hatch (2013, Colorado, 32nd); Jon Littell (2014, Washington, 39th); David Petrino (2014, Chicago Cubs, 39th); Andrew Rosa (2013, Boston, 30th); Collin Theroux (2015, Minnesota, 33rd); and Garrett Williams (2013, San Diego, 33rd).

Close Calls

OSU is 35-20 in one-run games since 2013, including a 9-7 mark this season. After losing their first five one-run games this season, including four via walk-off, the Cowboys won nine in a row before dropping two at West Virginia last weekend. Under head coach Josh Holliday (2013-pres.), 36 of the Cowboys' 66 losses have come by two runs or less.

Small Ball

OSU has smashed program records for sacrifice bunts each of the last three years.

In 2014, the Cowboys were third nationally with 88 sacrifice bunts, which trumped the 2013 team's 74 sac bunts to set a program record. Donnie Walton ranked fourth in the NCAA in 2014 with 22 sac bunts and has racked up an OSU career-record 54 sacrifice bunts, a total which ranks ninth on the NCAA's all-time list.

Last season, OSU led the NCAA with 81 sacrifice bunts, and four different Cowboys had at least 10 sac bunts.

Strong-Armed

In three seasons under the direction of coach Rob Walton, OSU's pitching staff has turned in impressive numbers.

The Cowboys' success under Walton includes 12 All-Big 12 pitchers, two consensus first-team All-Americans, a Big 12 Pitcher of the Year and a first-round Major League Baseball Draft pick.

Here's just a sampling of how the Cowboys have performed under Walton:

- OSU's pitching staff led the Big 12 in ERA in conference-only games in 2014 (2.43) and 2015 (2.50).
- The Cowboys' 2.84 ERA in 2015 ranked eighth nationally and was the lowest by an OSU pitching staff since 1973.
- OSU recorded seven shutouts in both 2013 and 2014, marking just the fourth and fifth times in program history the Cowboys had reached that mark. In the 26 seasons prior to 2013, the program had reached seven shutouts only once.
- Over the last three seasons, OSU has seen Jason Hursh drafted in the first round of the 2013 Major League Baseball Draft, Brendan McCurry (2014) and Michael Freeman (2015) named first-team All-Americans and Freeman garner Big 12 Pitcher of the Year honors.
- Freeman's 1.31 ERA ranked sixth in the NCAA in 2015 and was the fifth lowest in a single season in OSU history.
- McCurry set OSU records for single-season saves (19) and career saves (27).

Dealing

OSU ranks fifth nationally with a 2.33 team ERA, and three Cowboys rank in the top 10 in the Big 12 in ERA — Tyler Buffett (third at 1.69), Jensen Elliott (fourth at 1.82) and Thomas Hatch (fifth at 1.84).

OSU's .222 opponent batting average and 10 saves also lead the conference, while its 238 strikeouts rank third.

Back In The Saddle

Donnie Walton spurned professional baseball last summer to return for his senior season with the Cowboys in 2016.

Walton has established himself as one of the Big 12's elite players since arriving on campus in 2013. In 188 career games, the switch hitter owns a .310 batting average to go along with nine home runs, 110 RBIs, 37 doubles and an OSU-record 54 sacrifice bunts (which ranks ninth on the NCAA's all-time list).

Primarily a shortstop throughout his career, Walton is one of just nine players in OSU history to earn All-Big 12 First Team accolades twice (in 2014 & 2015), with no Cowboy ever achieving that status three times.

A 23rd-round draft pick of the Milwaukee Brewers last June, Walton chose not to sign a pro contract and instead starred in the prestigious Cape Cod Baseball League. He was named the CCBL All-Star Game MVP and then earned the Star of Stars Award as the most valuable player of the CCBL playoffs after leading the Yarmouth-Dennis Red Sox to the league championship.

Walton is one of 50 players on USA Baseball's 2016 Golden Spikes Award Preseason Watch List. The award is given to the top player in amateur baseball.



GAME NOTES

COWBOY BASEBALL BY THE NUMBERS

2,513/.665	OSU enters the 2016 season, the 105th in program history, with 2,475 wins and a .665 winning percentage
115	OSU has had 115 All-Americans in its history
100	Career home runs hit by Cowboy Pete Incaviglia, an NCAA record
61	OSU's record for wins in a season, set in 1984 & 1988
58	Consecutive game hitting streak for Robin Ventura in 1987, an NCAA record
48/143	Number of home runs & RBIs for Pete Incaviglia during the 1985 season, both NCAA records
41	NCAA Tournament berths for OSU, the fourth-highest total all time
38	Number of Cowboys to earn All-Big 12 First Team honors
31	Conference championships for the Cowboys (24 Big Eight, 5 Missouri Valley, 2 Big 12)
24	Big Eight Conference championships, a record
23	Cowboys have been named first-team All-American
19	College World Series appearances by OSU, which ranks sixth all time
18	Cowboys drafted in the first round of the Major League Baseball Draft
16	OSU won an NCAA record 16-straight Big Eight Conference championships from 1981-1996
14	Top 10 finishes in Baseball America final season polls (since 1981)
7	50 win seasons by the Cowboys
6	Berths in the College World Series championship game
4	Cowboys in the National College Baseball Hall of Fame - Robin Ventura, Pete Incaviglia, Gary Ward & Tom Borland
3	NCAA Super Regional appearances by the Cowboys - 1999, 2007, 2014
2	Cowboy alumni who are Major League Baseball managers - Robin Ventura (White Sox) & John Farrell (Red Sox)
2	Cowboys named Big 12 Conference Player of the Year - Zach Fish (2014) & Tyler Mach (2006)
2	Cowboys named Big 12 Conference Pitcher of the Year - Michael Freeman (2014) & Andrew Heaney (2012)
1	National championship for OSU, which came in 1959
1	Golden Spikes Award winner - Robin Ventura in 1988

Hometown Hero

Corey Hassel played in 86 games and hit just .208 in his first two seasons at OSU, but the Stillwater native had a breakout junior campaign for his hometown Cowboys in 2015.

Used mostly as a late-game defensive replacement and pinch runner in 2013 and 2014, Hassel became a regular starter in the outfield as a junior and led the Cowboys with a .312 batting average. He also topped OSU in multi-hit games (18) and multi-RBI efforts (11) en route to All-Big 12 Second Team honors. In conference play, Hassel hit .344 with two home runs and 18 RBIs and led OSU in numerous offensive categories, including RBIs, hits (31) and doubles (6).

One of two Cowboys to start all 28 games this season, Hassel is hitting .284 to go along with a .395 on-base percentage, seven stolen bases and a team-high 10 doubles.

The Candyman Can

Tyler Buffett was a reliable performer on the mound in his first two seasons in Stillwater, but he has taken on a starring role in 2016.

In a team-high 16 appearances, 15 of those in relief, the junior right-hander is 4-1 with four saves and a 1.69 ERA, with the four wins and four saves already marking career highs. He is tied for second in the Big 12 lead in saves and ranks third in the league in opponent batting average (.183), wins, ERA and appearances. He's also among the conference leaders in strikeouts (38) and innings pitched (37.1).

In the month of March, Buffett appeared in 11 of OSU's 18 games and went 4-0 with four saves and a 1.54 ERA to go along with 27 strikeouts in 23 1/3 innings. He was named the Big 12 Pitcher of the Week twice (March 7th and 28th).

Deep Threat

Dustin Williams tied for the OSU lead with six home runs last season — and in 15 games this year, he'd already equaled his long ball total of a year ago.

The Cowboys' junior first baseman currently leads the Big 12 with eight homers while ranking ninth with 24 RBIs.

The left-handed hitting Williams was named the Big 12 Player of the Week on March 14 following a three-game stretch that saw him go 5-for-11 (.455) at the plate with four home runs, seven RBIs, 17 total bases and a 1.545 slugging percentage. He homered in all three games — including twice in one of them — and also drove in multiple runs in each contest.

Workhorse

Trey Cobb became the Cowboys' go-to pitcher out of the bullpen in 2015. His team-high 31 appearances marked the third most in a single season in OSU history, and the right-hander compiled a 5-2 record and two saves to go along with a 2.61 ERA. In 58.2 innings — all in relief — Cobb racked up 53 strikeouts, and opponents hit just .221 against him as he earned honorable mention All-Big 12 accolades.

Cobb has made 11 appearances this season, five of those as a starter, and is 3-4 with two saves and a 2.78 ERA. He also ranks fourth in the Big 12 with a team-high 43 strikeouts in 35.2 innings, including 13 in six innings of work in a win against 18th-ranked Michigan.

The opening day starter for the Cowboys vs. UT Arlington, Cobb's next six appearances came in relief before he re-joined the weekend starting rotation March 14 against Abilene Christian.

Hit Man

Garrett Bengé put up video game numbers at the junior college level last season, and he's proving to be a valuable hitter in his first season in an OSU uniform.

As a freshman at Cowley County CC, Bengé was the 2015 NJCAA Division I Player of the Year after hitting .502 with 19 home runs, 97 RBIs, 26 doubles and four triples. In 59 games, he collected 103 hits and a .946 slugging percentage.

Now manning the hot corner in Stillwater, Bengé is as swung a consistent bat for the Cowboys as he leads the club with a .516 slugging percentage and ranks second in batting average (.305), doubles (7) and RBIs (20).

Injuries Take A Toll

Several key Cowboys have missed significant time this season due to injury. A shoulder issue kept Garrett Williams out of action until a relief appearance on March 25, while Conor Costello (hamate) missed 14 games. Ryan Sluder (thumb) missed nine games, and Colin Simpson (hamate) was out of action for 15 — both returned to action off the bench at Wichita State.

After fouling a ball off his foot against Arkansas on March 29, Donnie Walton had to leave the game and was limited to pinch hitting and DH duties in the series at West Virginia.

Building A Winner

In the first three seasons as head coach at his alma mater (2013-15), Josh Holliday has built quite an impressive resume. Just a few of the highlights:

- OSU's .690 winning percentage was the highest among Big 12 teams from 2013-15;
- OSU has finished first or second in the conference standings each year (1st in 2014, 2nd in 2013 and 2015);
- The Cowboys finished in the top 10 in the national rankings in 2014 after ending the 2013 season ranked as high as No. 19. Counting the 2016 preseason polls, they've been nationally ranked for 52 consecutive weeks.
- In 2014, OSU advanced to the third Super Regional in program history and won its first-ever Big 12 Conference regular season championship;
- OSU has hosted two NCAA Regionals and been the top-seeded team both times;
- The Cowboys have earned three NCAA Regional berths and advanced to the regional championship round twice;
- OSU has won at least five of its eight Big 12 Conference series each season (5 in 2013, 7 in 2014, 6 in 2015).



GAME NOTES

CHASING HISTORY OSU CAREER/SEASON RECORDS

Career Sacrifice Hits

1. Donnie Walton (2013-pres.)	54
2. Gage Green (2012-15)	36
Fred Ocasio (1991-94)	36
4. Chris Gutierrez (2003-05)	31
5. Ty Wright (2004-07)	30
6. Keanon Simon (2004-07)	28
7. Saulyer Saxon (2011-14)	27
8. Scott Wade (1982-84)	21
9. Jacob Chappell (2015-pres.)	20
Gary Green (1981-84)	20
Grayson Mersch (1959-61)	20

Career Triples

1. Benji de la Rosa (1980-82)	20
2. Scott Wade (1982-84)	19
3. Corey Brown (2005-07)	17
4. Nebasett Brown (2000-02)	15
Randy Whisler (1982-85)	15
6. Ronnie Bennett (1952-55)	13
7. Keanon Simon (2004-07)	12
8. Tripp MacKay (1994-96)	11
9. Five players tied with	10

-- Dustin Williams (2014-pres.)	9
--	----------

Career Hits

1. Robin Ventura (1986-88)	329
2. Brad Beanblossom (1987-90)	314
3. Ty Wright (2004-07)	309
4. Jimmy Barragan (1985-87)	279
5. Josh Holliday (1996-99)	278
6. Rusty McNamara (1995-97)	277
7. Pete Incaviglia (1983-85)	276
8. Ray Ortiz (1987-89)	263
9. Peter Prodanov (1992-95)	260
10. Billy Gasparino (1997-99)	252

-- Donnie Walton (2013-pres.)	208
--------------------------------------	------------

Hit For Cycle in Big 12 Era (since 1997)

Josh Fields vs. UT Pan American	4/15/03
Zach Johnson vs. Kansas State	4/29/11
J.R. Davis vs. West Virginia	4/3/16



The Cyclist

J.R. Davis made history in the series finale at West Virginia when he joined Josh Fields (2003) and Zach Johnson (2011) as the only OSU players to hit for the cycle during the Big 12 era (since 1997). The Cowboy second baseman is also one of just 18 Big 12 players to ever hit for the cycle.

After leading off Sunday's game vs. WVU with a walk, Davis delivered an RBI triple in the third and a leadoff single in the sixth. In the eighth, he hit his first-career home run, a two-run shot, and then in the ninth he recorded an RBI double to complete the cycle. He finished the historic day 4-for-4 with a career-high four RBIs and three runs scored.

Davis, a JUCO transfer who had not played since 2014 prior to joining OSU this season, appeared in just one of the Cowboys' first nine games this season but was inserted in the starting lineup at second base March 1 vs. Indiana State and has not left since. He's hitting .324 in 20 games, and the Cowboys are 12-2 with Davis batting in the leadoff spot.

Fantastic Freshman

OSU's pitching staff is arguably the best in the Big 12, and Jensen Elliott is a big reason why. The freshman right-hander has been in the Cowboys' weekend starting rotation throughout the year, making seven starts and compiling a 3-1 record and 1.82 ERA.

Elliott won his first-career start on Feb. 20 at UT Arlington with five shutout innings, and in the series finale at West Virginia he became the first OSU freshman since Matt Smith in 1998 to throw a complete game. In that game, he threw 133 pitches and allowed just one run on four hits while striking out four in a performance that earned him Big 12 Pitcher of the Week honors.

Elliott has recorded at least four strikeouts in each of his outings this season, including racking up a career-high eight against No. 18 Michigan.

Sluder's Surge

One of the Cowboys breakout stars last season was outfielder Ryan Sluder, who hit .284 with 67 at-bats in 35 games as a freshman but blossomed into an All-Big 12 Second Team performer in 2015.

As a sophomore, Sluder was second on the Cowboys with a .309 batting average, and led the club with 14 doubles and six homers. The Texan went on a tear in league games as he led OSU with a .403 average — the highest in the conference in Big 12 play — to go along with five homers, 10 RBIs and a .710 slugging percentage.

Sluder, who was named to the 2016 Perfect Game Preseason All-America Third Team, has played in just 17 games this season due to injury.

Two-Way Threat

Conor Costello is another Cowboy who could have begun his professional career in 2015 but instead chose to return to Stillwater for his senior season in 2016 after being drafted in the 38th round by the Pittsburgh Pirates last June.

Costello's role is a big one as he'll be counted on to contribute on the mound and at the plate. In his first two seasons in an OSU uniform, he smashed 15 home runs and collected 62 RBIs in 108 games, while also going 2-1 with a save in nine pitching appearances.

Named to the John Olerud Two-Way Player of the Year Award Watch List a year ago, Costello is expected to take on an increased pitching role in '16 after a season in which he went 2-0 with a save and a 1.67 ERA in seven outings.

Costello appeared in 10 of the Cowboys' first 12 games this season as the DH before a broken hamate bone suffered on March 6 caused him to miss OSU's next 14 contests. He returned to action and made his first pitching appearance of the season with an inning of relief in the Saturday game at West Virginia.

A Month Of Accolades

OSU has had a Big 12 weekly award winner for four consecutive weeks. Tyler Buffett was named the league's pitcher of the week on March 7 and March 28, Dustin Williams was the player of the week on March 14 and Trey Cobb garnered pitcher of the week honors on March 21. On April 4, Jensen Elliott was named the league's pitcher of the week, while J.R. Davis took home newcomer of the week honors.

Elliott's award also marks only the second time in Big 12 history a school has captured three-straight Big 12 Pitcher of the Week honors. The first to do it was Baylor in 2014.

Short Hops

In the first official NCAA RPI for 2016, which was released Tuesday, OSU is No. 19 ... OSU has turned 31 double plays this season, which ranks 11th nationally ... OSU has an identical 2.33 ERA for the season and in Big 12 play ... The Cowboys rank third in the Big 12 with a .971 fielding percentage.

OKSTATE.COM



OSUATHLETICS



COWBOYS IN THE RANKINGS

Baseball America (April 4)

1. Florida	27-3
2. Miami (Fla.)	23-4
3. Texas A&M	22-6
4. Louisville	23-5
5. Mississippi State	20-8
6. Vanderbilt	23-5
7. TCU	22-5
8. South Carolina	24-5
9. California	18-6
10. Oregon State	19-7
11. Florida State	19-6
12. UC Santa Barbara	20-6
13. North Carolina	20-7
14. Mississippi	21-7
15. LSU	18-9
16. Oklahoma State	19-9
17. Michigan	20-5
18. Florida Atlantic	21-4
19. Kentucky	20-8
20. Long Beach State	17-10
21. Clemson	21-7
22. East Carolina	19-9
23. Texas Tech	20-8
24. Houston	17-10
25. Rice	17-10

USA Today (April 4)

1. Florida	27-3
2. Miami (Fla.)	23-4
3. Vanderbilt	23-5
4. Louisville	23-5
5. Texas A&M	22-6
6. TCU	22-5
7. South Carolina	24-5
8. Florida State	19-6
9. Oregon State	19-7
10. Mississippi State	20-8
11. California	18-6
12. North Carolina	20-7
13. Florida Atlantic	21-4
14. LSU	18-9
15. Mississippi	21-7
16. Clemson	21-7
17. Missouri State	22-5
18. North Carolina State	19-9
19. BYU	23-3
20. UC Santa Barbara	20-6
21. Arkansas	19-9
22. Virginia	18-11
23. Michigan	20-5
24. Georgia Tech	20-7
25. Oklahoma State	19-9

NCBWA (April 4)

1. Florida	27-3
2. Miami (Fla.)	23-4
3. Vanderbilt	23-5
4. Louisville	23-5
5. Texas A&M	22-6
6. TCU	22-5
7. Florida State	19-6
8. Mississippi State	20-8
9. South Carolina	24-5
10. California	18-6
11. Oregon State	19-7
12. Florida Atlantic	21-4
13. North Carolina	20-7
14. Mississippi	21-7
15. LSU	18-9
16. Missouri State	22-5
17. North Carolina State	19-9
18. Clemson	21-7
19. Oklahoma State	19-9
20. Virginia	18-11
21. Michigan	20-5
22. BYU	23-3
23. UC Santa Barbara	20-6
24. Arkansas	19-9
25. Georgia Tech	20-7
26. Louisiana	18-10
27. Houston	17-10
28. Kentucky	20-8
29. East Carolina	19-9
30. College of Charleston	20-8

Collegiate Baseball (April 4)

1. Florida	27-3
2. Miami (Fla.)	23-4
3. Vanderbilt	23-5
4. Louisville	23-5
5. Florida State	19-6
6. South Carolina	24-5
7. Texas A&M	22-6
8. Mississippi State	20-8
9. California	18-6
10. TCU	22-5
11. North Carolina	20-7
12. UC Santa Barbara	20-6
13. Kentucky	20-8
14. Oregon State	19-7
15. Mississippi	21-7
16. Missouri State	22-5
17. Clemson	21-7
18. Florida Atlantic	21-4
19. Texas Tech	20-8
20. Michigan	20-5
21. North Carolina State	19-9
22. BYU	23-3
23. Coastal Carolina	20-9
24. Georgia Tech	20-7
25. LSU	18-9
26. Virginia	18-11
27. Tulane	19-8
28. South Alabama	21-7
29. Creighton	18-6
30. Utah	10-14

D1Baseball (April 4)

1. Florida	27-3
2. Vanderbilt	23-5
3. Miami (Fla.)	23-4
4. Louisville	23-5
5. Mississippi State	20-8
6. Texas A&M	22-6
7. Oregon State	19-7
8. South Carolina	24-5
9. Florida State	19-6
10. TCU	22-5
11. California	18-6
12. Clemson	21-7
13. North Carolina	20-7
14. North Carolina State	19-9
15. LSU	18-9
16. East Carolina	19-9
17. Florida Atlantic	21-4
18. Mississippi	21-7
19. UC Santa Barbara	20-6
20. Long Beach State	17-10
21. Kentucky	20-8
22. Texas Tech	20-8
23. Oklahoma State	19-9
24. College of Charleston	20-8
25. Michigan	20-5

Perfect Game (April 4)

1. Florida	27-3
2. Miami (Fla.)	23-4
3. Vanderbilt	23-5
4. Louisville	23-5
5. TCU	22-5
6. Texas A&M	22-6
7. California	18-6
8. Mississippi State	20-8
9. Oregon State	19-7
10. Florida State	19-6
11. South Carolina	24-5
12. North Carolina	20-7
13. North Carolina State	19-9
14. Mississippi	21-7
15. Florida Atlantic	21-4
16. BYU	23-3
17. Oklahoma State	19-9
18. Michigan	16-5
19. Texas Tech	20-8
20. Coastal Carolina	20-9
21. UC Santa Barbara	20-6
22. Clemson	21-7
23. Virginia	18-11
24. Houston	17-10
25. LSU	18-9

Cowboys Week-By-Week In The National Polls

	Baseball America	USA Today	NCBWA	Collegiate Baseball	D1Baseball	Perfect Game
Preseason	9	10	11	25	8	7
Feb. 22	13	No poll	16	NR	12	11
Feb. 29	22	No poll	27	NR	25	24
March 7	22	NR	26	NR	25	23
March 14	22	NR	24	NR	25	23
March 21	19	25	22	NR	22	20
March 28	16	20	18	NR	21	16
April 4	16	25	19	NR	23	17



2016 OVERALL STATISTICS

(All games Sorted by Batting avg)

Record: 19-9 Home: 10-2 Away: 8-6 Neutral: 1-1 Big 12: 4-2

Player	avg	gp-gs	ab	r	h	2b	3b	hr	rbi	tb	slg%	bb	hp	so	gdp	ob%	sf	sh	sb-att	po	a	e	fld%
5 Walton, Donnie	.330	28-26	97	20	32	7	1	1	18	44	.454	15	6	14	0	.442	2	2	7-9	27	65	6	.939
7 Bengel, Garrett	.305	28-26	95	15	29	7	2	3	20	49	.516	14	2	28	2	.398	2	0	2-3	15	44	4	.937
28 Hassel, Corey	.284	28-28	102	24	29	10	1	2	14	47	.461	13	7	22	2	.395	2	4	7-13	50	1	0	1.000
13 Littell, Jon	.269	26-25	93	14	25	4	0	2	12	35	.376	10	0	22	2	.340	0	4	2-4	36	1	0	1.000
22 Williams, Dustin	.223	28-28	103	15	23	3	1	8	24	52	.505	16	0	35	0	.322	2	0	2-3	264	14	4	.986
16 Theroux, Collin	.138	26-26	87	13	12	2	0	3	13	23	.264	16	1	49	1	.279	0	1	0-0	218	22	4	.984

2 Davis, J.R.	.324	20-19	68	11	22	4	1	1	8	31	.456	8	2	5	3	.405	1	1	3-4	27	59	4	.956
24 Costello, Conor	.242	10-9	33	5	8	2	0	1	9	13	.394	9	1	5	0	.409	1	0	0-1	0	0	1	.000
3 McCain, Garrett	.211	20-17	57	15	12	3	0	0	5	15	.263	13	4	11	1	.392	0	3	9-11	39	0	0	1.000
44 Rosa, Andrew	.182	19-12	44	10	8	1	0	0	4	9	.205	10	4	12	1	.379	0	1	3-4	5	1	0	1.000
8 Sluder, Ryan	.167	17-15	54	10	9	1	0	3	5	19	.352	8	1	19	1	.286	0	1	1-1	21	0	0	1.000
4 Chappell, Jacob	.158	26-11	38	1	6	0	0	0	4	6	.158	4	0	10	1	.233	1	4	1-1	24	57	3	.964
18 Simpson, Colin	.154	7-3	13	0	2	0	1	0	0	4	.308	1	0	3	0	.214	0	0	0-0	13	4	1	.944
6 Petrino, David	.053	10-5	19	3	1	1	0	0	2	2	.105	2	1	2	0	.174	1	0	0-0	6	7	0	1.000
38 Gallo, Nick	.000	2-0	0	0	0	0	0	0	0	0	.000	0	0	0	0	.000	0	0	0-0	0	0	0	.000
45 Hatch, Thomas	.000	1-1	0	0	0	0	0	0	0	0	.000	0	0	0	0	.000	0	0	0-0	2	10	2	.857
25 Cobb, Trey	.000	1-1	0	0	0	0	0	0	0	0	.000	0	0	0	0	.000	0	0	0-0	2	7	0	1.000
Totals	.241	28	903	156	218	45	7	24	138	349	.386	139	29	237	14	.356	12	21	37-54	754	314	32	.971
Opponents	.222	28	917	84	204	27	1	10	75	263	.287	118	21	238	25	.323	6	18	19-28	738	263	38	.963

LOB - Team (210), Opp (244). DPs turned - Team (31), Opp (17). CI - Team (2), Theroux 2. IBB - Team (4), Bengel 1, Littell 1, Williams, D. 1, McCain 1, Opp (4). Picked off - Davis 2, Costello 1, McCain 1, Littell 1.

(All games Sorted by Earned run avg)

Player	era	w-l	app	gs	cg	sho	sv	ip	h	r	er	bb	so	2b	3b	hr	b/avg	wp	hp	bks	sfa	sha
37 Buffett, Tyler	1.69	4-1	16	1	0	0/3	4	37.1	24	8	7	14	38	5	0	0	.183	2	2	0	0	5
34 Elliott, Jensen	1.82	3-1	7	7	1	0/1	0	39.2	34	11	8	16	37	7	0	2	.230	6	5	0	2	2
45 Hatch, Thomas	1.84	2-0	7	7	0	0/1	0	44.0	40	10	9	14	33	1	0	1	.250	2	3	0	1	4
25 Cobb, Trey	2.78	3-4	11	5	0	0/1	2	35.2	40	15	11	13	43	5	0	4	.282	0	1	0	0	3

42 Cowan, Jake	0.00	0-0	2	0	0	0/0	0	3.2	1	0	0	3	3	0	0	0	.083	0	0	0	0	0
39 Hackerott, Alex	0.00	0-0	5	0	0	0/0	0	1.2	0	0	0	3	0	0	0	0	.000	0	0	0	0	0
15 Williams, Garrett	0.00	1-0	2	0	0	0/0	0	1.2	1	1	0	4	2	1	0	0	.200	1	0	0	0	0
24 Costello, Conor	0.00	0-0	1	0	0	0/0	0	1.0	1	1	0	0	0	0	0	0	.333	0	0	0	1	0
31 Wilson, Matt	0.00	0-0	1	0	0	0/1	0	1.0	1	0	0	0	0	0	0	0	.333	0	0	0	0	0
43 Battenfield, Blake	1.06	1-1	13	0	0	0/0	2	17.0	11	6	2	9	8	0	0	1	.186	0	1	0	2	0
19 Teel, Carson	1.93	1-0	5	0	0	0/0	0	4.2	2	1	1	1	4	0	0	1	.118	1	0	0	0	0
32 Leeper, Ben	3.18	0-0	2	2	0	0/0	0	5.2	3	2	2	4	8	1	0	0	.150	2	1	0	0	0
30 Reed, Remey	3.52	3-1	13	0	0	0/1	1	23.0	14	9	9	10	27	3	1	1	.175	4	3	0	0	2
46 Lienhard, Joe	3.52	0-0	6	2	0	0/0	0	7.2	7	6	3	9	7	1	0	0	.241	0	0	0	0	1
27 Mertz, Michael	3.86	1-1	8	4	0	0/2	1	25.2	22	12	11	17	26	3	0	0	.234	3	4	1	0	1
36 Simpson, Max	9.00	0-0	3	0	0	0/0	0	2.0	3	2	2	1	2	0	0	0	.333	0	1	0	0	0
Totals	2.33	19-9	28	28	1	3/3	10	251.1	204	84	65	118	238	27	1	10	.222	21	21	1	6	18
Opponents	4.79	9-19	28	28	0	1/1	4	246.0	218	156	131	139	237	45	7	24	.241	23	29	7	12	21

PB - Team (9), Theroux 8, Simpson, C. 1, Opp (8). Pickoffs - Team (2), Elliott 1, Hatch 1, Opp (5). SBA/ATT - Theroux (14-21), Mertz (6-8), Simpson, C. (5-6), Hatch (3-4), Cobb (2-4), Elliott (2-3), Battenfield (2-3), Buffett (2-3), Lienhard (1-2), Leeper (1-1).



2016 BIG 12 CONFERENCE STATISTICS

(Big 12 games only Sorted by Batting avg)

Record: 4-2 Home: 0-0 Away: 4-2 Big 12: 4-2

Player	avg	gp-gs	ab	r	h	2b	3b	hr	rbi	tb	slg%	bb	hp	so	gdp	ob%	sf	sh	sb-att	po	a	e	fld%
13 Littell, Jon	.318	6-6	22	3	7	1	0	1	2	11	.500	1	0	6	1	.348	0	1	1-1	6	0	0	1.000
2 Davis, J.R.	.304	6-6	23	4	7	2	1	1	7	14	.609	1	1	3	1	.346	1	0	1-1	7	16	0	1.000
5 Walton, Donnie	.300	6-4	20	1	6	2	0	0	4	8	.400	0	0	2	0	.286	1	0	0-0	3	11	2	.875
7 Bengel, Garrett	.227	6-6	22	3	5	0	0	2	5	11	.500	3	1	9	1	.346	0	0	0-0	3	13	1	.941
28 Hassel, Corey	.200	6-6	25	2	5	2	0	0	1	7	.280	1	1	6	1	.259	0	0	0-2	11	0	0	1.000
16 Theroux, Collin	.176	6-6	17	4	3	0	0	1	1	6	.353	5	1	11	0	.391	0	0	0-0	40	11	1	.981
8 Sluder, Ryan	.167	6-6	24	4	4	0	0	1	2	7	.292	2	0	9	0	.231	0	0	0-0	7	0	0	1.000
22 Williams, Dustin	.095	6-6	21	1	2	0	0	1	2	5	.238	5	0	6	0	.269	0	0	1-2	72	3	0	1.000

3 McCain, Garrett	.333	4-1	3	3	1	1	0	0	0	2	.667	3	1	1	0	.714	0	0	0-0	1	0	0	1.000
4 Chappell, Jacob	.100	6-4	10	1	1	0	0	0	1	1	.100	2	0	5	0	.250	0	2	1-1	9	15	0	1.000
44 Rosa, Andrew	.000	4-2	6	1	0	0	0	0	0	0	.000	2	1	2	0	.333	0	0	1-1	0	0	0	.000
18 Simpson, Colin	.000	2-0	4	0	0	0	0	0	0	0	.000	0	0	1	0	.000	0	0	0-0	1	1	0	1.000
6 Petrino, David	.000	2-0	1	0	0	0	0	0	0	0	.000	0	0	0	0	.000	0	0	0-0	0	0	0	.000
38 Gallo, Nick	.000	2-0	0	0	0	0	0	0	0	0	.000	0	0	0	0	.000	0	0	0-0	0	0	0	.000
25 Cobb, Trey	.000	1-1	0	0	0	0	0	0	0	0	.000	0	0	0	0	.000	0	0	0-0	0	4	0	1.000
Totals	.207	6	198	27	41	8	1	7	25	72	.364	25	6	61	4	.312	2	3	5-8	162	83	8	.968
Opponents	.231	6	199	19	46	6	0	6	17	70	.352	25	5	50	6	.330	1	5	3-5	168	46	7	.968

LOB - Team (39), Opp (54). DPs turned - Team (6), Opp (4). IBB - Team (2), Littell 1, McCain 1, Opp (2). Picked off - McCain 1, Davis 1.

(Big 12 games only Sorted by Earned run avg)

Player	era	w-l	app	gs	cg	sho	sv	ip	h	r	er	bb	so	2b	3b	hr	b/avg	wp	hp	bks	sfa	sha
34 Elliott, Jensen	1.20	1-0	2	2	1	0/0	0	15.0	10	3	2	6	9	2	0	1	.192	2	2	0	0	1
37 Buffett, Tyler	1.29	1-0	4	0	0	0/0	2	7.0	6	1	1	2	9	1	0	0	.222	0	1	0	0	2
45 Hatch, Thomas	1.38	1-0	2	2	0	0/0	0	13.0	8	2	2	7	13	0	0	1	.182	2	1	0	0	1
25 Cobb, Trey	3.38	0-1	2	2	0	0/0	0	10.2	14	5	4	5	13	2	0	2	.311	0	0	0	0	1

15 Williams, Garrett	0.00	1-0	1	0	0	0/0	0	1.2	1	1	0	2	2	1	0	0	.200	1	0	0	0	0
24 Costello, Conor	0.00	0-0	1	0	0	0/0	0	1.0	1	1	0	0	0	0	0	0	.333	0	0	0	1	0
19 Teel, Carson	0.00	0-0	1	0	0	0/0	0	1.0	0	0	0	0	0	0	0	0	.000	0	0	0	0	0
39 Hackerott, Alex	0.00	0-0	1	0	0	0/0	0	0.1	0	0	0	0	0	0	0	0	.000	0	0	0	0	0
30 Reed, Remey	7.36	0-0	3	0	0	0/0	0	3.2	2	3	3	1	4	0	0	1	.154	1	1	0	0	0
43 Battenfield, Blake	13.50	0-1	3	0	0	0/0	0	0.2	3	1	1	1	0	0	0	1	.600	0	0	0	0	0
46 Lienhard, Joe	99.00	0-0	1	0	0	0/0	0	0.0	1	2	1	1	0	0	0	0	1.000	0	0	0	0	0
Totals	2.33	4-2	6	6	1	0/0	2	54.0	46	19	14	25	50	6	0	6	.231	6	5	0	1	5
Opponents	3.70	2-4	6	6	0	0/0	1	56.0	41	27	23	25	61	8	1	7	.207	3	6	2	2	3

PB - Team (2), Theroux 2, Opp (1). Pickoffs - Team (0), Opp (2). SBA/ATT - Theroux (3-5), Hatch (1-2), Elliott (0-1), Buffett (1-1), Cobb (1-1).



2016 SUMMARY

Score by innings	1	2	3	4	5	6	7	8	9	EX	Total
Oklahoma State	15	15	18	20	14	20	17	27	5	5	156
Opponents	9	5	15	6	6	10	7	12	8	6	84

Record when ...

Overall	19-9	After 6 leading	14-1
Conference	4-2 trailing	1-6
Non-Conference	15-7 tied	4-2
Home games	10-2	After 7 leading	16-1
Away games	8-6 trailing	1-6
Neutral site	1-1 tied	2-2
Day games	14-8	After 8 leading	18-1
Night games	5-1 trailing	0-5
vs Left starter	8-4 tied	1-3
vs Right starter	11-5		
1-Run games	9-7	Hit 0 home runs	8-5
2-Run games	1-2	... 1 home run	4-3
5+Run games	7-0	... 2+ home runs	7-1
Extra innings	2-3		
Shutouts	3-1	Opponent 0 home runs	14-7
	 1 home run	4-0
Scoring 0-2 runs	2-4 2+ HRs	1-2
..... 3-5 runs	6-4		
..... 6-9 runs	9-1	Made 0 errors	2-3
..... 10+ runs	2-0 1 error	12-5
	 2+ errors	5-1
Opponent 0-2 runs	10-2		
..... 3-5 runs	8-6	Opp. made 0 errors	2-4
..... 6-9 runs	1-1 1 error	9-4
..... 10+ runs	0-0 2+ errors	8-1
Scored in 1st inning	6-3		
Opp. scored in 1st	1-7	Out-hit opponent	9-2
Scores first	17-3	Out-hit by opponent	7-5
Opp. scores first	2-6	Hits are tied	3-2

Record when team scores:

Runs	0	1	2	3	4	5	6	7	8	9	10+
W-L	0-1	1-1	1-2	1-2	0-2	5-0	2-1	2-0	4-0	1-0	2-0

Record when opponent scores:

Runs	0	1	2	3	4	5	6	7	8	9	10+
W-L	3-0	3-0	4-2	2-1	5-3	1-2	1-0	0-1	0-0	0-0	0-0

Record when leading after:

Inn.	1	2	3	4	5	6	7	8
W-L	5-2	8-2	12-0	16-0	16-1	14-1	16-1	18-1

Record when trailing after:

Inn.	1	2	3	4	5	6	7	8
W-L	0-4	0-2	0-4	0-4	0-6	1-6	1-6	0-5

Record when tied after:

Inn.	1	2	3	4	5	6	7	8
W-L	14-3	11-5	7-5	3-5	3-2	4-2	2-2	1-3

Current winning streak: 1
 Longest winning streak: 7
 Longest losing streak: 4

Home attendance : 8893 (12 dates avg = 741)
 Away attendance : 22801 (16 dates avg = 1425)
 Total attendance: 31694 (28 dates avg = 1131)



2016 MISCELLANEOUS STATS

Multiple Hit Games	2	3	4	5+	Total
5 Walton, Donnie	8	3	-	-	11
28 Hassel, Corey	7	1	-	-	8
13 Littell, Jon	5	2	-	-	7
2 Davis, J.R.	4	1	1	-	6
22 Williams, Dustin	4	1	-	-	5
7 Bengé, Garrett	2	2	-	-	4
8 Sluder, Ryan	2	-	-	-	2
3 McCain, Garrett	1	1	-	-	2
44 Rosa, Andrew	1	1	-	-	2
16 Theroux, Collin	1	1	-	-	2
4 Chappell, Jacob	1	-	-	-	1
24 Costello, Conor	1	-	-	-	1
TEAM	37	13	1	0	51

Multiple RBI Games	2	3	4	5+	Total
22 Williams, Dustin	5	1	-	1	7
7 Bengé, Garrett	3	3	-	-	6
5 Walton, Donnie	5	1	-	-	6
13 Littell, Jon	2	1	1	-	4
16 Theroux, Collin	1	2	1	-	4
24 Costello, Conor	4	-	-	-	4
28 Hassel, Corey	2	-	1	-	3
2 Davis, J.R.	1	-	1	-	2
8 Sluder, Ryan	2	-	-	-	2
44 Rosa, Andrew	1	-	-	-	1
3 McCain, Garrett	-	1	-	-	1
6 Petrino, David	1	-	-	-	1
TEAM	27	9	4	1	41

Hitting Streaks	Longest	Current
7 Bengé, Garrett	9	-
28 Hassel, Corey	8	1
2 Davis, J.R.	6	1
5 Walton, Donnie	6	1
13 Littell, Jon	6	-
22 Williams, Dustin	6	2
3 McCain, Garrett	5	2
16 Theroux, Collin	4	4
24 Costello, Conor	3	2
8 Sluder, Ryan	3	-
44 Rosa, Andrew	2	-
4 Chappell, Jacob	2	1
18 Simpson, Colin	1	-
6 Petrino, David	1	-

Reached Base Streaks	Longest	Current
28 Hassel, Corey	18	5
5 Walton, Donnie	17	1
7 Bengé, Garrett	16	16
22 Williams, Dustin	13	2
2 Davis, J.R.	10	1
44 Rosa, Andrew	9	-
24 Costello, Conor	9	9
16 Theroux, Collin	8	8
3 McCain, Garrett	7	5
13 Littell, Jon	7	-
8 Sluder, Ryan	3	-
6 Petrino, David	3	-
4 Chappell, Jacob	2	1
18 Simpson, Colin	1	-

Starting Lineup By Position (Team W-L record when starter)

PITCHER:		
34 Elliott, Jensen	7	(5-2)
45 Hatch, Thomas	7	(5-2)
25 Cobb, Trey	5	(3-2)
27 Mertz, Michael	4	(2-2)
46 Lienhard, Joe	2	(2-0)
32 Leeper, Ben	2	(1-1)
37 Buffett, Tyler	1	(1-0)
CATCHER:		
16 Theroux, Collin	26	(18-8)
18 Simpson, Colin	2	(1-1)
FIRST BASE:		
22 Williams, Dustin	28	(19-9)
SECOND BASE:		
2 Davis, J.R.	18	(14-4)
4 Chappell, Jacob	8	(3-5)
6 Petrino, David	2	(2-0)
THIRD BASE:		
7 Bengé, Garrett	25	(18-7)
6 Petrino, David	2	(1-1)
44 Rosa, Andrew	1	(0-1)
SHORTSTOP:		
5 Walton, Donnie	25	(18-7)
4 Chappell, Jacob	3	(1-2)
LEFT FIELD:		
13 Littell, Jon	24	(18-6)
3 McCain, Garrett	3	(1-2)
44 Rosa, Andrew	1	(0-1)
CENTER FIELD:		
8 Sluder, Ryan	15	(9-6)
3 McCain, Garrett	12	(10-2)
28 Hassel, Corey	1	(0-1)
RIGHT FIELD:		
28 Hassel, Corey	27	(19-8)
13 Littell, Jon	1	(0-1)
DESIGNATED HITTER:		
44 Rosa, Andrew	10	(10-0)
24 Costello, Conor	9	(4-5)
3 McCain, Garrett	2	(1-1)
18 Simpson, Colin	1	(0-1)
25 Cobb, Trey	1	(0-1)
7 Bengé, Garrett	1	(0-1)
6 Petrino, David	1	(1-0)
5 Walton, Donnie	1	(1-0)
45 Hatch, Thomas	1	(1-0)
2 Davis, J.R.	1	(1-0)

Starting Lineup By Lineup Spot (Team W-L record when starter)

LEADOFF:		
2 Davis, J.R.	14	(12-2)
28 Hassel, Corey	11	(6-5)
3 McCain, Garrett	2	(0-2)
44 Rosa, Andrew	1	(1-0)
2ND SPOT:		
28 Hassel, Corey	9	(8-1)
3 McCain, Garrett	6	(5-1)
8 Sluder, Ryan	4	(1-3)
13 Littell, Jon	4	(2-2)
44 Rosa, Andrew	3	(2-1)
5 Walton, Donnie	1	(1-0)
2 Davis, J.R.	1	(0-1)
3RD SPOT:		
5 Walton, Donnie	25	(18-7)
7 Bengé, Garrett	3	(1-2)
CLEANUP:		
22 Williams, Dustin	15	(12-3)
24 Costello, Conor	6	(3-3)
7 Bengé, Garrett	4	(2-2)
28 Hassel, Corey	3	(2-1)
5TH SPOT:		
22 Williams, Dustin	10	(6-4)
7 Bengé, Garrett	9	(9-0)
28 Hassel, Corey	5	(3-2)
18 Simpson, Colin	2	(0-2)
8 Sluder, Ryan	1	(0-1)
24 Costello, Conor	1	(1-0)
6TH SPOT:		
13 Littell, Jon	12	(10-2)
8 Sluder, Ryan	8	(7-1)
22 Williams, Dustin	3	(1-2)
7 Bengé, Garrett	3	(1-2)
2 Davis, J.R.	1	(0-1)
44 Rosa, Andrew	1	(0-1)
7TH SPOT:		
44 Rosa, Andrew	7	(7-0)
7 Bengé, Garrett	7	(5-2)
13 Littell, Jon	6	(4-2)
8 Sluder, Ryan	2	(1-1)
24 Costello, Conor	2	(0-2)
6 Petrino, David	2	(2-0)
3 McCain, Garrett	1	(0-1)
25 Cobb, Trey	1	(0-1)
8TH SPOT:		
16 Theroux, Collin	15	(10-5)
13 Littell, Jon	3	(2-1)
2 Davis, J.R.	3	(3-0)
6 Petrino, David	2	(1-1)
4 Chappell, Jacob	2	(1-1)
18 Simpson, Colin	1	(1-0)
3 McCain, Garrett	1	(0-1)
45 Hatch, Thomas	1	(1-0)
9TH SPOT:		
16 Theroux, Collin	11	(8-3)
4 Chappell, Jacob	9	(3-6)
3 McCain, Garrett	7	(7-0)
6 Petrino, David	1	(1-0)



2016 OSU GAME HIGHS

TEAM GAME HIGHS

Batting

At bats:	44	-	at Wichita State (Mar 22, 2016)
Runs scored:	17	-	at Wichita State (Mar 22, 2016)
Hits:	17	-	vs Abilene Christian (Mar 12, 2016)
RBIs:	16	-	at Wichita State (Mar 22, 2016)
Doubles:	6	-	vs Abilene Christian (Mar 12, 2016)
Triples:	2	-	at Wichita State (Mar 22, 2016)
Home runs:	3	-	vs Abilene Christian (Mar 12, 2016)
Total bases:	32	-	vs Abilene Christian (Mar 12, 2016)
Walks:	11	-	vs Michigan (Mar 19, 2016)
Strikeouts:	16	-	at Missouri State (Mar 08, 2016)
Sac hits:	3	-	vs Abilene Christian (Mar 14, 2016)
	3	-	at Dallas Baptist (Mar 15, 2016)
Sac flies:	2	-	vs Incarnate Word (Mar 01, 2016)
	2	-	vs Abilene Christian (Mar 14, 2016)
Stolen bases:	8	-	vs Incarnate Word (Mar 01, 2016)
Hit by pitch:	4	-	at Dallas Baptist (Mar 15, 2016)
Caught stealing:	2	-	at Dallas Baptist (Mar 15, 2016)
Runners LOB:	12	-	at Dallas Baptist (Mar 15, 2016)
	12	-	at Kansas State (Mar 26, 2016)
Hit into DP:	3	-	vs Stephen F. Austin (Feb 21, 2016 at Arlington, Texas)

Fielding

Putouts:	30	-	at Missouri State (Mar 08, 2016)
	30	-	at Kansas State (Mar 26, 2016)
Assists:	17	-	vs Stephen F. Austin (Feb 20, 2016 at Arlington, Texas)
	17	-	at Kansas State (Mar 25, 2016)
Errors:	4	-	vs Abilene Christian (Mar 14, 2016)
Passed balls:	2	-	vs Stephen F. Austin (Feb 20, 2016 at Arlington, Texas)
	2	-	at Kansas State (Mar 25, 2016)
DPs turned:	3	-	at UT Arlington (Feb 19, 2016)
	3	-	vs Stephen F. Austin (Feb 20, 2016 at Arlington, Texas)

Pitching

Innings pitched:	10.0	-	at Missouri State (Mar 08, 2016)
	10.0	-	at Kansas State (Mar 26, 2016)
Runs allowed:	7	-	at North Carolina (Feb 27, 2016)
Earned runs:	5	-	vs Stephen F. Austin (Feb 21, 2016 at Arlington, Texas)
	5	-	at North Carolina (Feb 27, 2016)
	5	-	at Dallas Baptist (Mar 15, 2016)
Walks allowed:	10	-	at North Carolina (Feb 27, 2016)
Strikeouts:	17	-	vs Michigan (Mar 19, 2016)
Hits allowed:	12	-	vs Indiana State (Mar 05, 2016)
Doubles allowed:	3	-	at Dallas Baptist (Mar 15, 2016)
Triples allowed:	1	-	vs Stephen F. Austin (Feb 21, 2016 at Arlington, Texas)
Homers allowed:	2	-	at Missouri State (Mar 08, 2016)
	2	-	at West Virginia (Apr 01, 2016)
	2	-	at West Virginia (Apr 02, 2016)
Wild pitches:	2	-	(6 times)
Hit batters:	3	-	at Wichita State (Mar 22, 2016)
	3	-	at Kansas State (Mar 26, 2016)

INDIVIDUAL GAME HIGHS

Batting

At bats:	6	-	Hassel, Corey vs Abilene Christian (Mar 12, 2016)
	6	-	Williams, Dustin at Wichita State (Mar 22, 2016)
Runs scored:	3	-	(6 times)
Hits:	4	-	Davis, J.R. at West Virginia (Apr 03, 2016)
RBIs:	5	-	Williams, Dustin at North Carolina (Feb 27, 2016)
Doubles:	2	-	(4 times)
Triples:	1	-	(7 times)
Home runs:	2	-	Williams, Dustin vs Abilene Christian (Mar 12, 2016)
Total bases:	10	-	Davis, J.R. at West Virginia (Apr 03, 2016)
Walks:	3	-	Theroux, Collin vs Michigan (Mar 18, 2016)
	3	-	Littell, Jon vs Michigan (Mar 19, 2016)
	3	-	Walton, Donnie vs Michigan (Mar 20, 2016)
Strikeouts:	4	-	(5 times)
Sac hits:	2	-	McCain, Garrett vs Incarnate Word (Mar 02, 2016)
	2	-	Littell, Jon at Dallas Baptist (Mar 15, 2016)
Sac flies:	1	-	(12 times)
Stolen bases:	4	-	McCain, Garrett vs Incarnate Word (Mar 01, 2016)
Hit by pitch:	2	-	McCain, Garrett vs Abilene Christian (Mar 14, 2016)
	2	-	Walton, Donnie at Dallas Baptist (Mar 15, 2016)
	2	-	Rosa, Andrew vs Michigan (Mar 19, 2016)
Caught stealing:	2	-	Hassel, Corey at Dallas Baptist (Mar 15, 2016)
Runners LOB:	6	-	Hassel, Corey at Kansas State (Mar 26, 2016)

Fielding

Putouts:	18	-	Theroux, Collin vs Michigan (Mar 19, 2016)
Assists:	7	-	Chappell, Jacob vs Stephen F. Austin (Feb 20, 2016 at Arlington, Texas)
Errors:	2	-	Elliott, Jensen at Kansas State (Mar 26, 2016)
Passed balls:	2	-	Theroux, Collin vs Stephen F. Austin (Feb 20, 2016 at Arlington, Texas)
	2	-	Theroux, Collin at Kansas State (Mar 25, 2016)

Pitching

Innings pitched:	9.0	-	Elliott, Jensen at West Virginia (Apr 03, 2016)
Runs allowed:	4	-	Reed, Remey vs Stephen F. Austin (Feb 21, 2016 at Arlington, Texas)
	4	-	Elliott, Jensen vs Michigan (Mar 20, 2016)
	4	-	Cobb, Trey at West Virginia (Apr 02, 2016)
Earned runs:	4	-	Reed, Remey vs Stephen F. Austin (Feb 21, 2016 at Arlington, Texas)
	4	-	Cobb, Trey at West Virginia (Apr 02, 2016)
Walks allowed:	5	-	Mertz, Michael at North Carolina (Feb 27, 2016)
Strikeouts:	13	-	Cobb, Trey vs Michigan (Mar 19, 2016)
Hits allowed:	11	-	Cobb, Trey at West Virginia (Apr 02, 2016)
Doubles allowed:	2	-	(4 times)
Triples allowed:	1	-	Reed, Remey vs Stephen F. Austin (Feb 21, 2016 at Arlington, Texas)
Homers allowed:	2	-	Cobb, Trey at West Virginia (Apr 02, 2016)
Wild pitches:	2	-	(4 times)
Hit batters:	3	-	Mertz, Michael at Wichita State (Mar 22, 2016)



2016 OPPONENT GAME HIGHS

OPPONENT TEAM GAME HIGHS

Batting

At bats:	39	-	vs Indiana State (Mar 05, 2016)
Runs scored:	7	-	at North Carolina (Feb 27, 2016)
Hits:	12	-	vs Indiana State (Mar 05, 2016)
RBIs:	5	-	at North Carolina (Feb 27, 2016)
	5	-	at Dallas Baptist (Mar 15, 2016)
	5	-	at West Virginia (Apr 01, 2016)
Doubles:	3	-	at Dallas Baptist (Mar 15, 2016)
Triples:	1	-	vs Stephen F. Austin (Feb 21, 2016 at Arlington, Texas)
Home runs:	2	-	at Missouri State (Mar 08, 2016)
	2	-	at West Virginia (Apr 01, 2016)
	2	-	at West Virginia (Apr 02, 2016)
Total bases:	18	-	at West Virginia (Apr 02, 2016)
Walks:	10	-	at North Carolina (Feb 27, 2016)
Strikeouts:	17	-	vs Michigan (Mar 19, 2016)
Sac hits:	2	-	vs Incarnate Word (Mar 02, 2016)
	2	-	vs Michigan (Mar 18, 2016)
	2	-	at Kansas State (Mar 26, 2016)
Sac flies:	2	-	vs Abilene Christian (Mar 14, 2016)
Stolen bases:	5	-	at North Carolina (Feb 27, 2016)
Hit by pitch:	3	-	at Wichita State (Mar 22, 2016)
	3	-	at Kansas State (Mar 26, 2016)
Caught stealing:	1	-	(9 times)
Runners LOB:	14	-	vs Indiana State (Mar 05, 2016)
Hit into DP:	3	-	at UT Arlington (Feb 19, 2016)
	3	-	vs Stephen F. Austin (Feb 20, 2016 at Arlington, Texas)

Fielding

Putouts:	30	-	(5 times)
Assists:	17	-	vs Stephen F. Austin (Feb 21, 2016 at Arlington, Texas)
Errors:	4	-	vs Stephen F. Austin (Feb 21, 2016 at Arlington, Texas)
	4	-	vs Incarnate Word (Mar 01, 2016)
Passed balls:	1	-	(8 times)
DPs turned:	3	-	vs Stephen F. Austin (Feb 21, 2016 at Arlington, Texas)

Pitching

Innings pitched:	10.0	-	(5 times)
Runs allowed:	17	-	at Wichita State (Mar 22, 2016)
Earned runs:	14	-	at Wichita State (Mar 22, 2016)
Walks allowed:	11	-	vs Michigan (Mar 19, 2016)
Strikeouts:	16	-	at Missouri State (Mar 08, 2016)
Hits allowed:	17	-	vs Abilene Christian (Mar 12, 2016)
Doubles allowed:	6	-	vs Abilene Christian (Mar 12, 2016)
Triples allowed:	2	-	at Wichita State (Mar 22, 2016)
Homers allowed:	3	-	vs Abilene Christian (Mar 12, 2016)
Wild pitches:	4	-	vs Michigan (Mar 19, 2016)
Hit batters:	4	-	at Dallas Baptist (Mar 15, 2016)

OPPONENT INDIVIDUAL GAME HIGHS

Batting

At bats:	5	-	(30 times)
Runs scored:	2	-	(9 times)
Hits:	3	-	(8 times)
RBIs:	3	-	Listi at Dallas Baptist (Mar 15, 2016)
Doubles:	1	-	(27 times)
Triples:	1	-	McMullen, G. vs Stephen F. Austin (Feb 21, 2016 at Arlington, Texas)
Home runs:	2	-	Cramer, J. at West Virginia (Apr 01, 2016)
Total bases:	8	-	Cramer, J. at West Virginia (Apr 01, 2016)
Walks:	3	-	Ramirez, T at North Carolina (Feb 27, 2016)
	3	-	Benedetti vs Michigan (Mar 18, 2016)
Strikeouts:	3	-	(9 times)
Sac hits:	1	-	(18 times)
Sac flies:	1	-	(6 times)
Stolen bases:	2	-	Datres, K at North Carolina (Feb 27, 2016)
Hit by pitch:	2	-	Rader at Wichita State (Mar 22, 2016)
Caught stealing:	1	-	(9 times)
Runners LOB:	5	-	Warmoth, L at North Carolina (Feb 26, 2016)
	5	-	Wolfe, T. at Kansas State (Mar 26, 2016)

Fielding

Putouts:	17	-	Fultz, M. at Missouri State (Mar 08, 2016)
	17	-	Moore, T. at Kansas State (Mar 26, 2016)
Assists:	6	-	Williams at UT Arlington (Feb 20, 2016)
Errors:	3	-	Lopez, R. vs Incarnate Word (Mar 01, 2016)
Passed balls:	1	-	(8 times)

Pitching

Innings pitched:	9.0	-	Donato, C. at West Virginia (Apr 01, 2016)
Runs allowed:	6	-	Jones, T at Wichita State (Mar 22, 2016)
Earned runs:	6	-	Jones, T at Wichita State (Mar 22, 2016)
Walks allowed:	6	-	Adcock vs Michigan (Mar 19, 2016)
Strikeouts:	9	-	Gallen, Z at North Carolina (Feb 26, 2016)
Hits allowed:	7	-	A. Mason vs Abilene Christian (Mar 14, 2016)
Doubles allowed:	4	-	Fischer, C. at Kansas State (Mar 26, 2016)
Triples allowed:	1	-	(7 times)
Homers allowed:	3	-	G. deMeyere vs Abilene Christian (Mar 12, 2016)
Wild pitches:	3	-	Cheray, A. at Missouri State (Mar 08, 2016)
	3	-	Nutof vs Michigan (Mar 19, 2016)
Hit batters:	2	-	(4 times)



PLAYER CAREER/SEASON HIGHS

#43 Blake Battenfield, RHP

Season Highs

IP	4.0	vs. North Carolina	Feb. 27
H	3	vs. North Carolina	Feb. 27
ER	1	last time vs. West Virginia	April 1
BB	2	last time vs. Missouri State	March 8
SO	3	vs. Dallas Baptist	March 15

Career Highs

IP	5.0	vs. Illinois	3/6/15
H	6	last time vs. Illinois	3/6/15
ER	4	vs. Illinois	3/6/15
BB	3	last time vs. Kansas State	3/28/15
SO	4	last time vs. Illinois	3/6/15

#7 Garrett Bengel, INF

Season/Career Highs

H	3	last time vs. Wichita State	March 22
R	2	last time vs. Wichita State	March 22
RBI	3	last time vs. West Virginia	April 1
BB	2	last time vs. Abilene Christian	March 14
SO	3	last time vs. Arkansas	March 29
SB	1	last time vs. Abilene Christian	March 11

#37 Tyler Buffett, RHP

Season Highs

IP	6.0	vs. Dallas Baptist	March 15
H	4	vs. North Carolina	Feb. 26
ER	2	vs. Michigan	March 19
BB	4	vs. Stephen F. Austin	Feb. 21
SO	7	vs. Dallas Baptist	March 15

Career Highs

IP	7.0	vs. Oklahoma	5/16/14
H	9	vs. Oklahoma	5/23/14
ER	6	last time vs. Oral Roberts	4/15/15
BB	5	vs. Texas	4/26/14
SO	7	vs. Dallas Baptist	March 15

#4 Jacob Chappell, INF

Season Highs

H	2	vs. UT Arlington	Feb. 19
R	1	vs. West Virginia	April 3
RBI	1	last time vs. West Virginia	April 2
BB	2	vs. Kansas State	March 26
SO	2	last time vs. West Virginia	April 1
SB	1	vs. Kansas State	March 26

Career Highs

H	2	last time vs. UT Arlington	Feb. 19
R	3	vs. Dallas Baptist	5/12/15
RBI	3	vs. Texas Tech	4/25/15
BB	3	last time vs. Michigan	5/14/15
SO	3	last time vs. St. John's	5/29/15
SB	2	vs. Western Illinois	3/1/15

#25 Trey Cobb, RHP

Season/Career Highs

IP	7.0	vs. Abilene Christian	March 14
H	11	vs. West Virginia	April 2
ER	4	vs. West Virginia	April 2
BB	4	vs. Kansas State	March 25
SO	13	vs. Michigan	March 19

#24 Conor Costello, RHP/OF

Season Highs (Hitting)

H	2	vs. Stephen F. Austin	Feb. 20
R	1	last time vs. Indiana State	March 5
RBI	2	last time vs. Indiana State	March 5
BB	2	last time vs. Indiana State	March 6
SO	3	vs. Incarnate Word	March 1
SB	n/a		

Season Highs (Pitching)

IP	1.0	vs. West Virginia	April 1
H	1	vs. West Virginia	April 1
ER	n/a		
BB	n/a		
SO	n/a		

OSU Career Highs (Hitting)

H	3	last time vs. Oklahoma	4/7/15
R	2	last time vs. Oklahoma	5/1/15
RBI	4	last time vs. Oklahoma	4/7/15
BB	3	vs. Alcorn State	2/19/14
SO	3	last time vs. Michigan	5/16/15
SB	2	vs. Alcorn State	3/11/15

OSU Career Highs (Pitching)

IP	7.0	vs. St. John's	5/31/15
H	8	vs. Oklahoma	4/7/15
ER	3	vs. San Diego	3/9/14
BB	4	vs. San Diego	3/9/14
SO	4	vs. Washington State	2/20/15

#2 J.R. Davis, INF

Season/Career Highs

H	4	vs. West Virginia	April 3
R	3	vs. West Virginia	April 3
RBI	4	vs. West Virginia	April 3
BB	1	last time vs. West Virginia	April 3
SO	1	last time vs. Kansas State	March 26
SB	1	last time vs. Kansas State	March 25

#34 Jensen Elliott, RHP

Season/Career Highs

IP	9.0	vs. West Virginia	April 3
H	8	vs. Indiana State	March 5
ER	2	last time vs. Michigan	March 20
BB	4	vs. West Virginia	April 3
SO	8	vs. Michigan	March 20

#39 Alex Hackerott, LHP

Season Highs

IP	0.2	vs. Michigan	March 18
H	n/a		
ER	n/a		
BB	2	vs. Stephen F. Austin	Feb. 21
SO	n/a		

Career Highs

IP	3.2	last time vs. Incarnate Word	2/14/14
H	4	vs. Oral Roberts	4/22/14
ER	3	last time vs. Oral Roberts	4/22/14
BB	2	last time vs. Stephen F. Austin	Feb. 21
SO	4	last time vs. Baylor	3/21/14

#28 Corey Hassel, OF/RHP

Season Highs

H	3	vs. Abilene Christian	March 12
R	3	vs. Abilene Christian	March 12
RBI	4	vs. Wichita State	March 22
BB	1	last time vs. West Virginia	April 2
SO	3	last time vs. Kansas State	March 25
SB	2	vs. Incarnate Word	March 1

Career Highs (Hitting)

H	3	vs. Abilene Christian	March 12
R	3	last time vs. Abilene Christian	March 12
RBI	4	vs. Wichita State	March 22
BB	2	vs. Western Illinois	3/1/15
SO	3	last time vs. Kansas State	March 25
SB	2	vs. Incarnate Word	March 1

Career Highs (Pitching)

IP	3.0	vs. Texas	4/3/15
H	1	last time vs. Dallas Baptist	4/21/15
ER	1	last time vs. Dallas Baptist	4/21/15
BB	1	vs. TCU	5/25/14
SO	3	last time vs. Texas	4/3/15

#45 Thomas Hatch, RHP

Season Highs

IP	8.0	vs. Abilene Christian	March 11
H	8	vs. Abilene Christian	March 11
ER	2	last time vs. West Virginia	April 1
BB	4	vs. Kansas State	March 24
SO	8	last time vs. Kansas State	March 24

Career Highs

IP	8.0	vs. Abilene Christian	March 11
H	8	last time vs. Abilene Christian	March 11
ER	6	vs. San Diego	3/7/14
BB	4	vs. Kansas State	March 24
SO	8	last time vs. Kansas State	March 24

#32 Ben Leeper, RHP

Season/Career Highs

IP	3.0	vs. Incarnate Word	March 1
H	2	vs. Incarnate Word	March 1
ER	1	last time vs. Incarnate Word	March 1
BB	3	vs. Incarnate Word	March 1
SO	5	vs. Incarnate Word	March 1

#46 Joe Lienhard, RHP

Season/Career Highs

IP	3.0	vs. Incarnate Word	March 2
H	3	vs. Incarnate Word	March 2
ER	1	last time vs. Kansas State	March 25
BB	4	vs. Missouri State	March 8
SO	2	last time vs. Michigan	March 19

#13 Jon Littell, OF

Season Highs

H	3	last time vs. Kansas State	March 26
R	2	last time vs. Wichita State	March 22
RBI	4	vs. Abilene Christian	March 12
BB	3	vs. Michigan	March 19
SO	2	last time vs. West Virginia	April 3
SB	1	vs. Kansas State	March 26

Career Highs

H	3	last time vs. Kansas State	March 26
R	4	vs. Oklahoma	4/7/15
RBI	4	vs. Abilene Christian	March 12
BB	3	vs. Michigan	March 19
SO	3	vs. Western Illinois	2/27/15
SB	1	last time vs. Kansas State	March 26

#3 Garrett McCain, OF

Season Highs

H	3	vs. Incarnate Word	March 1
R	3	vs. Abilene Christian	March 14
RBI	3	vs. Wichita State	March 22
BB	2	vs. Abilene Christian	March 11
SO	3	vs. Michigan	March 19
SB	4	vs. Incarnate Word	March 1

Career Highs

H	3	last time vs. Incarnate Word	March 1
R	3	vs. Abilene Christian	March 14
RBI	3	vs. Wichita State	March 22
BB	3	vs. Arkansas	5/30/15
SO	3	vs. Michigan	March 19
SB	4	vs. Incarnate Word	March 1

#14 Michael Mertz, RHP

Season/Career Highs

IP	7.0	vs. Wichita State	March 22
H	6	vs. Indiana State	March 6
ER	3	vs. North Carolina	Feb. 27
BB	5	vs. North Carolina	Feb. 27
SO	9	vs. Wichita State	March 22



PLAYER CAREER/SEASON HIGHS

#6 David Petrino, INF

Season Highs

H	1	vs. Abilene Christian	March 14
R	2	vs. Abilene Christian	March 12
RBI	2	vs. Abilene Christian	March 14
BB	1	last time vs. Abilene Christian	March 12
SO	2	vs. Michigan	March 20
SB	n/a		

Career Highs

H	4	vs. Oklahoma	4/7/15
R	4	vs. Oklahoma	4/7/15
RBI	2	last time vs. Abilene Christian	March 14
BB	2	vs. Alcorn State	3/10/15
SO	3	vs. Dallas Baptist	4/21/15
SB	1	last time vs. Baylor	4/18/15

#30 Remey Reed, RHP

Season Highs

IP	3.1	vs. Michigan	March 18
H	4	vs. Stephen F. Austin	Feb. 21
ER	4	vs. Stephen F. Austin	Feb. 21
BB	2	last time vs. Arkansas	March 29
SO	4	last time vs. Missouri State	March 8

Career Highs

IP	6.0	vs. Central Arkansas	3/17/15
H	7	vs. Michigan	5/14/15
ER	4	vs. Stephen F. Austin	Feb. 21
BB	2	last time vs. Arkansas	March 29
SO	4	vs. Missouri State	March 8

#44 Andrew Rosa, INF

Season Highs

H	3	vs. Wichita State	March 22
R	2	last time vs. Wichita State	March 22
RBI	2	vs. Wichita State	March 22
BB	2	last time vs. Michigan	March 19
SO	4	vs. Missouri State	March 8
SB	1	last time vs. Arkansas	March 29

Career Highs

H	3	vs. Wichita State	March 22
R	3	vs. Alcorn State	2/18/14
RBI	2	last time vs. Wichita State	March 22
BB	2	last time vs. Michigan	March 19
SO	4	vs. Missouri State	March 8
SB	1	last time vs. Arkansas	March 29

#18 Colin Simpson, C

Season/Career Highs

H	1	last time vs. North Carolina	Feb. 27
R	n/a		
RBI	n/a		
BB	1	vs. North Carolina	Feb. 27
SO	1	last time vs. West Virginia	April 1
SB	n/a		

#36 Max Simpson, RHP

Season/Career Highs

IP	1.0	vs. Abilene Christian	March 11
H	2	vs. UT Arlington	Feb. 20
ER	2	vs. UT Arlington	Feb. 20
BB	1	vs. UT Arlington	Feb. 20
SO	2	vs. Abilene Christian	March 11

#8 Ryan Sluder, OF

Season Highs

H	2	last time vs. Kansas State	March 26
R	2	vs. Kansas State	March 26
RBI	2	vs. Kansas State	March 25
BB	2	vs. Kansas State	March 25
SO	3	vs. North Carolina	Feb. 27
SB	1	vs. Arkansas	March 29

Career Highs

H	4	vs. Kansas State	3/28/15
R	3	vs. Texas Tech	4/26/15
RBI	3	vs. Dallas Baptist	4/21/15
BB	2	last time vs. Kansas State	March 25
SO	3	last time vs. North Carolina	Feb. 27
SB	2	vs. Michigan	5/16/15

#19 Carson Teel, LHP

Season/Career Highs

IP	2.0	vs. Incarnate Word	March 1
H	2	vs. Missouri State	March 8
ER	1	vs. Missouri State	March 8
BB	1	vs. Incarnate Word	March 1
SO	2	vs. Incarnate Word	March 1

#16 Collin Theroux, C

Season/Career Highs

H	3	vs. Abilene Christian	March 12
R	2	vs. Arkansas	March 29
RBI	4	vs. Abilene Christian	March 12
BB	3	vs. Michigan	March 18
SO	4	last time vs. Wichita State	March 22
SB	n/a		

#5 Donnie Walton, INF

Season Highs

H	3	last time vs. Abilene Christian	March 14
R	3	last time vs. Abilene Christian	March 12
RBI	3	vs. Wichita State	March 22
BB	3	vs. Michigan	March 20
SO	2	last time vs. Michigan	March 18
SB	2	last time vs. Incarnate Word	March 1

Career Highs

H	4	last time vs. Abilene Christian	3/13/14
R	3	last time vs. Abilene Christian	March 12
RBI	3	last time vs. Wichita State	March 22
BB	4	vs. Kansas	5/24/13
SO	3	vs. Baylor	3/21/14
SB	2	last time vs. Incarnate Word	March 1

#22 Dustin Williams, 1B

Season Highs

H	3	vs. Abilene Christian	March 12
R	3	vs. Abilene Christian	March 12
RBI	5	vs. North Carolina	Feb. 27
BB	2	vs. Kansas State	March 26
SO	4	vs. Michigan	March 19
SB	1	last time vs. Kansas State	March 25

Career Highs

H	4	vs. Texas Tech	4/25/15
R	3	last time vs. Abilene Christian	March 12
RBI	5	last time vs. North Carolina	Feb. 27
BB	4	vs. Michigan	5/15/15
SO	4	last time vs. Michigan	March 19
SB	1	last time vs. Kansas State	March 25

#15 Garrett Williams, LHP

Season Highs (Pitching)

IP	1.2	vs. Kansas State	March 25
H	1	vs. Kansas State	March 25
ER	n/a		
BB	2	last time vs. Arkansas	March 29
SO	2	vs. Kansas State	March 25

Career Highs (Pitching)

IP	6.0	last time vs. Alcorn State	3/11/15
H	6	last time vs. TCU	3/30/14
ER	6	vs. Oklahoma	4/15/14
BB	4	last time vs. Wichita State	3/24/15
SO	12	vs. Alcorn State	3/11/15

Career Highs (Hitting)

H	1	last time vs. Kansas	4/18/14
R	1	last time vs. West Virginia	4/13/14
RBI	4	vs. Oakland	2/23/14
BB	2	vs. West Virginia	4/12/14
SO	2	last time vs. Oklahoma	4/15/14
SB	n/a		



PLAYER CAREER STATISTICS

Battenfield, Blake

Year	avg	gp-gs	ab	r	h	2b	3b	hr	rbi	tb	slg%	bb	hbp	so	gdp	ob%	sf	sh	sb-att	po	a	e	fld%
2014	.000	0-0	0	0	0	0	0	0	0	0	.000	0	0	0	0	.000	0	0	0-0	2	11	0	1.000
2015	.000	0-0	0	0	0	0	0	0	0	0	.000	0	0	0	0	.000	0	0	0-0	0	3	0	1.000
2016	.000	0-0	0	0	0	0	0	0	0	0	.000	0	0	0	0	.000	0	0	0-0	0	1	0	1.000
TOTAL	.000	0-0	0	0	0	0	0	0	0	0	.000	0	0	0	0	.000	0	0	0-0	2	15	0	1.000

Year	era	w-l	app	gs	cg	sho	sv	ip	h	r	er	bb	so	2b	3b	hr	bf	bavg	wp	hbp	bk	sfa	sha
2014	1.69	4-0	27	0	0	0/2	0	53.1	42	11	10	20	38	9	1	0	217	.218	5	1	0	0	3
2015	3.60	0-1	6	2	0	0/0	0	15.0	12	6	6	9	12	1	1	1	66	.218	0	0	0	2	0
2016	1.06	1-1	13	0	0	0/0	2	17.0	11	6	2	9	8	0	0	1	71	.186	0	1	0	2	0
TOTAL	1.90	5-2	46	2	0	0/2	2	85.1	65	23	18	38	58	10	2	2	354	.212	5	2	0	4	3

Buffett, Tyler

Year	avg	gp-gs	ab	r	h	2b	3b	hr	rbi	tb	slg%	bb	hbp	so	gdp	ob%	sf	sh	sb-att	po	a	e	fld%
2014	.000	1-1	0	0	0	0	0	0	0	0	.000	0	0	0	0	.000	0	0	0-0	2	5	1	.875
2015	.000	0-0	0	0	0	0	0	0	0	0	.000	0	0	0	0	.000	0	0	0-0	4	9	0	1.000
2016	.000	0-0	0	0	0	0	0	0	0	0	.000	0	0	0	0	.000	0	0	0-0	3	10	0	1.000
TOTAL	.000	1-1	0	0	0	0	0	0	0	0	.000	0	0	0	0	.000	0	0	0-0	9	24	1	.971

Year	era	w-l	app	gs	cg	sho	sv	ip	h	r	er	bb	so	2b	3b	hr	bf	bavg	wp	hbp	bk	sfa	sha
2014	2.95	2-1	14	10	0	0/1	0	55.0	52	21	18	24	36	5	1	1	240	.249	2	5	2	0	2
2015	3.65	3-3	19	3	0	0/1	0	44.1	56	20	18	7	32	6	1	1	189	.324	1	3	0	1	5
2016	1.69	4-1	16	1	0	0/3	4	37.1	24	8	7	14	38	5	0	0	152	.183	2	2	0	0	5
TOTAL	2.83	9-5	49	14	0	0/5	4	136.2	132	49	43	45	106	16	2	2	581	.257	5	10	2	1	12

Chappell, Jacob

Year	avg	gp-gs	ab	r	h	2b	3b	hr	rbi	tb	slg%	bb	hbp	so	gdp	ob%	sf	sh	sb-att	po	a	e	fld%
2015	.250	55-51	144	33	36	4	2	0	21	44	.306	32	4	39	1	.400	0	16	6-6	47	123	15	.919
2016	.158	26-11	38	1	6	0	0	0	4	6	.158	4	0	10	1	.233	1	4	1-1	24	57	3	.964
TOTAL	.231	81-62	182	34	42	4	2	0	25	50	.275	36	4	49	2	.368	1	20	7-7	71	180	18	.933

Cobb, Trey

Year	avg	gp-gs	ab	r	h	2b	3b	hr	rbi	tb	slg%	bb	hbp	so	gdp	ob%	sf	sh	sb-att	po	a	e	fld%
2014	.000	0-0	0	0	0	0	0	0	0	0	.000	0	0	0	0	.000	0	0	0-0	2	6	2	.800
2015	.000	1-1	0	0	0	0	0	0	0	0	.000	0	0	0	0	.000	0	0	0-0	8	12	0	1.000
2016	.000	1-1	0	0	0	0	0	0	0	0	.000	0	0	0	0	.000	0	0	0-0	2	7	0	1.000
TOTAL	.000	2-2	0	0	0	0	0	0	0	0	.000	0	0	0	0	.000	0	0	0-0	12	25	2	.949

Year	era	w-l	app	gs	cg	sho	sv	ip	h	r	er	bb	so	2b	3b	hr	bf	bavg	wp	hbp	bk	sfa	sha
2014	3.12	0-0	18	1	0	0/0	0	34.2	37	19	12	18	28	3	1	1	164	.266	0	3	1	0	4
2015	2.61	5-2	31	0	0	0/2	2	58.2	48	18	17	19	53	6	1	1	246	.221	8	6	1	0	4
2016	2.78	3-4	11	5	0	0/1	2	35.2	40	15	11	13	43	5	0	4	160	.282	0	1	0	0	3
TOTAL	2.79	8-6	60	6	0	0/3	4	129.0	125	52	40	50	124	14	2	6	570	.251	8	10	2	0	11

Costello, Conor

Year	avg	gp-gs	ab	r	h	2b	3b	hr	rbi	tb	slg%	bb	hbp	so	gdp	ob%	sf	sh	sb-att	po	a	e	fld%
2014	.240	59-52	192	28	46	10	0	9	27	83	.432	23	11	59	3	.349	3	2	4-6	87	0	2	.978
2015	.240	49-48	183	32	44	7	0	6	35	69	.377	25	5	52	2	.343	3	1	13-14	51	6	2	.966
2016	.242	10-9	33	5	8	2	0	1	9	13	.394	9	1	5	0	.409	1	0	0-1	0	0	1	.000
TOTAL	.240	118-109	408	65	98	19	0	16	71	165	.404	57	17	116	5	.352	7	3	17-21	138	6	5	.966

Year	era	w-l	app	gs	cg	sho	sv	ip	h	r	er	bb	so	2b	3b	hr	bf	bavg	wp	hbp	bk	sfa	sha
2014	6.43	0-1	2	2	0	0/0	0	7.0	10	6	5	5	4	0	0	0	36	.345	0	2	0	0	0
2015	1.67	2-0	7	6	0	0/2	1	32.1	27	6	6	6	18	4	0	3	129	.225	0	2	0	0	1
2016	0.00	0-0	1	0	0	0/0	0	1.0	1	1	0	0	0	0	0	0	4	.333	0	0	0	1	0
TOTAL	2.45	2-1	10	8	0	0/2	1	40.1	38	13	11	11	22	4	0	3	169	.250	0	4	0	1	1



PLAYER CAREER STATISTICS

Hackerott, Alex

Year	avg	gp-gs	ab	r	h	2b	3b	hr	rbi	tb	slg%	bb	hbp	so	gdp	ob%	sf	sh	sb-att	po	a	e	fld%
2013	.000	0-0	0	0	0	0	0	0	0	0	.000	0	0	0	0	.000	0	0	0-0	2	2	1	.800
2014	.000	0-0	0	0	0	0	0	0	0	0	.000	0	0	0	0	.000	0	0	0-0	1	4	0	1.000
2015	.000	0-0	0	0	0	0	0	0	0	0	.000	0	0	0	0	.000	0	0	0-0	1	0	1	.500
2016	.000	0-0	0	0	0	0	0	0	0	0	.000	0	0	0	0	.000	0	0	0-0	1	0	1	.500
TOTAL	.000	0-0	0	0	0	0	0	0	0	0	.000	0	0	0	0	.000	0	0	0-0	5	6	3	.786

Year	era	w-l	app	gs	cg	sho	sv	ip	h	r	er	bb	so	2b	3b	hr	bf	bavg	wp	hbp	bk	sfa	sha
2013	1.64	1-0	16	0	0	0/1	0	22.0	13	4	4	6	24	2	0	1	84	.173	0	0	0	1	2
2014	3.00	4-1	28	0	0	0/3	0	27.0	19	14	9	9	26	5	0	2	112	.194	0	2	0	1	2
2015	3.38	1-0	12	0	0	0/0	0	5.1	9	3	2	5	8	1	0	0	31	.375	2	0	0	1	1
2016	0.00	0-0	5	0	0	0/0	0	1.2	0	0	0	3	0	0	0	0	8	.000	0	0	0	0	0
TOTAL	2.41	6-1	61	0	0	0/4	0	56.0	41	21	15	23	58	8	0	3	235	.203	2	2	0	3	5

Hassel, Corey

Year	avg	gp-gs	ab	r	h	2b	3b	hr	rbi	tb	slg%	bb	hbp	so	gdp	ob%	sf	sh	sb-att	po	a	e	fld%
2013	.263	33-3	19	6	5	0	0	0	3	5	.263	6	0	5	0	.407	2	1	1-1	10	0	1	.909
2014	.172	53-4	29	2	5	1	0	0	5	6	.207	6	2	10	0	.342	1	4	2-4	28	1	1	.967
2015	.312	54-46	199	27	62	10	1	3	33	83	.417	9	4	50	1	.352	1	10	13-17	78	4	1	.988
2016	.284	28-28	102	24	29	10	1	2	14	47	.461	13	7	22	2	.395	2	4	7-13	50	1	0	1.000
TOTAL	.289	168-81	349	59	101	21	2	5	55	141	.404	34	13	87	3	.368	6	19	23-35	166	6	3	.983

Year	era	w-l	app	gs	cg	sho	sv	ip	h	r	er	bb	so	2b	3b	hr	bf	bavg	wp	hbp	bk	sfa	sha
2014	9.00	0-0	1	0	0	0/0	0	1.0	1	1	1	1	1	0	0	0	5	.333	0	0	0	1	0
2015	1.69	1-0	3	0	0	0/1	0	5.1	2	1	1	0	7	1	0	0	19	.105	1	0	0	0	0
TOTAL	2.84	1-0	4	0	0	0/1	0	6.1	3	2	2	1	8	1	0	0	24	.136	1	0	0	1	0

Hatch, Thomas

Year	avg	gp-gs	ab	r	h	2b	3b	hr	rbi	tb	slg%	bb	hbp	so	gdp	ob%	sf	sh	sb-att	po	a	e	fld%
2014	.000	0-0	0	0	0	0	0	0	0	0	.000	0	0	0	0	.000	0	0	0-0	1	10	1	.917
2016	.000	1-1	0	0	0	0	0	0	0	0	.000	0	0	0	0	.000	0	0	0-0	2	10	2	.857
TOTAL	.000	1-1	0	0	0	0	0	0	0	0	.000	0	0	0	0	.000	0	0	0-0	3	20	3	.885

Year	era	w-l	app	gs	cg	sho	sv	ip	h	r	er	bb	so	2b	3b	hr	bf	bavg	wp	hbp	bk	sfa	sha
2014	5.28	2-2	13	9	0	0/1	0	46.0	50	33	27	19	36	10	3	1	209	.286	5	2	0	4	9
2016	1.84	2-0	7	7	0	0/1	0	44.0	40	10	9	14	33	1	0	1	183	.250	2	3	0	1	4
TOTAL	3.60	4-2	20	16	0	0/2	0	90.0	90	43	36	33	69	11	3	2	392	.269	7	5	0	5	13

Littell, Jon

Year	avg	gp-gs	ab	r	h	2b	3b	hr	rbi	tb	slg%	bb	hbp	so	gdp	ob%	sf	sh	sb-att	po	a	e	fld%
2015	.226	30-23	93	18	21	4	0	0	15	25	.269	8	1	23	1	.286	3	0	2-3	47	0	1	.979
2016	.269	26-25	93	14	25	4	0	2	12	35	.376	10	0	22	2	.340	0	4	2-4	36	1	0	1.000
TOTAL	.247	56-48	186	32	46	8	0	2	27	60	.323	18	1	45	3	.313	3	4	4-7	83	1	1	.988

McCain, Garrett

Year	avg	gp-gs	ab	r	h	2b	3b	hr	rbi	tb	slg%	bb	hbp	so	gdp	ob%	sf	sh	sb-att	po	a	e	fld%
2015	.319	30-18	72	18	23	3	1	0	13	28	.389	11	9	17	0	.467	0	4	7-7	5	0	0	1.000
2016	.211	20-17	57	15	12	3	0	0	5	15	.263	13	4	11	1	.392	0	3	9-11	39	0	0	1.000
TOTAL	.271	50-35	129	33	35	6	1	0	18	43	.333	24	13	28	1	.434	0	7	16-18	44	0	0	1.000

Mertz, Michael

Year	avg	gp-gs	ab	r	h	2b	3b	hr	rbi	tb	slg%	bb	hbp	so	gdp	ob%	sf	sh	sb-att	po	a	e	fld%
2015	.000	0-0	0	0	0	0	0	0	0	0	.000	0	0	0	0	.000	0	0	0-0	0	1	0	1.000
2016	.000	0-0	0	0	0	0	0	0	0	0	.000	0	0	0	0	.000	0	0	0-0	0	2	0	1.000
TOTAL	.000	0-0	0	0	0	0	0	0	0	0	.000	0	0	0	0	.000	0	0	0-0	0	3	0	1.000

Year	era	w-l	app	gs	cg	sho	sv	ip	h	r	er	bb	so	2b	3b	hr	bf	bavg	wp	hbp	bk	sfa	sha
2015	2.45	0-0	3	0	0	0/0	0	3.2	2	1	1	2	4	0	0	0	16	.143	1	0	0	0	0
2016	3.86	1-1	8	4	0	0/2	1	25.2	22	12	11	17	26	3	0	0	116	.234	3	4	1	0	1
TOTAL	3.68	1-1	11	4	0	0/2	1	29.1	24	13	12	19	30	3	0	0	132	.222	4	4	1	0	1



PLAYER CAREER STATISTICS

Petrino, David

Year	avg	gp-gs	ab	r	h	2b	3b	hr	rbi	tb	slg%	bb	hbp	so	gdp	ob%	sf	sh	sb-att	po	a	e	fld%
2015	.257	38-13	70	14	18	2	1	0	9	22	.314	5	6	15	3	.358	0	0	2-2	9	20	4	.879
2016	.053	10-5	19	3	1	1	0	0	2	2	.105	2	1	2	0	.174	1	0	0-0	6	7	0	1.000
TOTAL	.213	48-18	89	17	19	3	1	0	11	24	.270	7	7	17	3	.317	1	0	2-2	15	27	4	.913

Reed, Remy

Year	avg	gp-gs	ab	r	h	2b	3b	hr	rbi	tb	slg%	bb	hbp	so	gdp	ob%	sf	sh	sb-att	po	a	e	fld%
2015	.000	0-0	0	0	0	0	0	0	0	0	.000	0	0	0	0	.000	0	0	0-0	5	12	1	.944
2016	.000	0-0	0	0	0	0	0	0	0	0	.000	0	0	0	0	.000	0	0	0-0	0	1	0	1.000
TOTAL	.000	0-0	0	0	0	0	0	0	0	0	.000	0	0	0	0	.000	0	0	0-0	5	13	1	.947

Year	era	w-l	app	gs	cq	sho	sv	ip	h	r	er	bb	so	2b	3b	hr	bf	bavg	wp	hbp	bk	sfa	sha
2015	1.57	3-2	23	5	0	0/1	0	46.0	40	14	8	13	30	4	0	3	189	.247	1	2	0	3	9
2016	3.52	3-1	13	0	0	0/1	1	23.0	14	9	9	10	27	3	1	1	95	.175	4	3	0	0	2
TOTAL	2.22	6-3	36	5	0	0/2	1	69.0	54	23	17	23	57	7	1	4	284	.223	5	5	0	3	11

Rosa, Andrew

Year	avg	gp-gs	ab	r	h	2b	3b	hr	rbi	tb	slg%	bb	hbp	so	gdp	ob%	sf	sh	sb-att	po	a	e	fld%
2014	.243	21-9	37	9	9	1	0	1	6	13	.351	6	0	11	0	.349	0	1	2-2	7	18	2	.926
2015	.333	9-0	9	2	3	1	0	1	2	7	.778	2	0	2	0	.455	0	0	0-0	1	2	1	.750
2016	.182	19-12	44	10	8	1	0	0	4	9	.205	10	4	12	1	.379	0	1	3-4	5	1	0	1.000
TOTAL	.222	49-21	90	21	20	3	0	2	12	29	.322	18	4	25	1	.375	0	2	5-6	13	21	3	.919

Sluder, Ryan

Year	avg	gp-gs	ab	r	h	2b	3b	hr	rbi	tb	slg%	bb	hbp	so	gdp	ob%	sf	sh	sb-att	po	a	e	fld%
2014	.284	35-14	67	11	19	1	0	0	7	20	.299	8	0	10	0	.360	0	2	1-3	26	1	1	.964
2015	.309	50-44	162	36	50	14	0	6	22	82	.506	23	2	34	0	.401	0	7	5-7	66	0	0	1.000
2016	.167	17-15	54	10	9	1	0	3	5	19	.352	8	1	19	1	.286	0	1	1-1	21	0	0	1.000
TOTAL	.276	102-73	283	57	78	16	0	9	34	121	.428	39	3	63	1	.369	0	10	7-11	113	1	1	.991

Walton, Donnie

Year	avg	gp-gs	ab	r	h	2b	3b	hr	rbi	tb	slg%	bb	hbp	so	gdp	ob%	sf	sh	sb-att	po	a	e	fld%
2013	.287	55-54	188	27	54	8	1	1	27	67	.356	25	2	30	4	.372	3	18	7-10	75	172	6	.976
2014	.310	66-66	252	45	78	15	0	3	36	102	.405	38	5	36	7	.407	2	22	7-10	88	198	17	.944
2015	.326	39-36	135	26	44	7	1	4	29	65	.481	22	2	23	2	.410	7	12	3-3	54	119	10	.945
2016	.330	28-26	97	20	32	7	1	1	18	44	.454	15	6	14	0	.442	2	2	7-9	27	65	6	.939
TOTAL	.310	188-182	672	118	208	37	3	9	110	278	.414	100	15	103	13	.403	14	54	24-32	244	554	39	.953

Williams, Dustin

Year	avg	gp-gs	ab	r	h	2b	3b	hr	rbi	tb	slg%	bb	hbp	so	gdp	ob%	sf	sh	sb-att	po	a	e	fld%
2014	.216	45-23	102	20	22	1	4	3	21	40	.392	25	0	31	0	.367	1	0	2-2	99	1	0	1.000
2015	.276	57-53	192	37	53	11	4	6	38	90	.469	37	1	59	3	.396	0	2	5-6	496	44	3	.994
2016	.223	28-28	103	15	23	3	1	8	24	52	.505	16	0	35	0	.322	2	0	2-3	264	14	4	.986
TOTAL	.247	130-104	397	72	98	15	9	17	83	182	.458	78	1	125	3	.370	3	2	9-11	859	59	7	.992

Williams, Garrett

Year	avg	gp-gs	ab	r	h	2b	3b	hr	rbi	tb	slg%	bb	hbp	so	gdp	ob%	sf	sh	sb-att	po	a	e	fld%
2014	.222	16-3	18	3	4	0	0	1	7	7	.389	7	0	9	0	.407	2	0	0-0	1	10	1	.917
2015	.000	0-0	0	0	0	0	0	0	0	0	.000	0	0	0	0	.000	0	0	0-0	1	3	0	1.000
TOTAL	.222	16-3	18	3	4	0	0	1	7	7	.389	7	0	9	0	.407	2	0	0-0	2	13	1	.938

Year	era	w-l	app	gs	cq	sho	sv	ip	h	r	er	bb	so	2b	3b	hr	bf	bavg	wp	hbp	bk	sfa	sha
2014	5.40	4-1	18	7	0	0/2	2	41.2	39	34	25	31	50	3	0	2	200	.250	4	8	1	1	4
2015	4.91	1-0	18	2	0	0/2	0	18.1	8	10	10	19	25	2	0	1	81	.131	1	0	1	0	1
2016	0.00	1-0	2	0	0	0/0	0	1.2	1	1	0	4	2	1	0	0	9	.200	1	0	0	0	0
TOTAL	5.11	6-1	38	9	0	0/4	2	61.2	48	45	35	54	77	6	0	3	290	.216	6	8	2	1	5



The Last Time...

A Cowboy Hitter Had...

8+ At Bats in a Game:	Gage Green & Corey Hassel (8) vs. Texas, April 3, 2015
5+ Hits in a Game:	Tanner Krietermeier (5) vs. West Virginia, April 12, 2014
6 Runs in a Game:	Gage Green (tied school record) vs. Alcorn State, March 11, 2015
5 Runs in a Game:	Dean Green vs. Alabama A&M, March 23, 2010 (Game 2)
3 Doubles in a Game:	Donnie Walton vs. Oakland, Feb. 22, 2014 (Game 1)
2 Triples in a Game:	Dane Phillips vs. Arkansas-Pine Bluff, March 22, 2011
A Grand Slam:	Dustin Williams vs. North Carolina, Feb. 27, 2016
A Pinch-Hit Home Run:	Andrew Rosa vs. Texas Tech, April 5, 2014
Hit For the Cycle:	J.R. Davis vs. West Virginia, April 3, 2016
10 RBI in a Game:	Jason Heath vs. Kansas State, April 24, 1993
9 RBI in a Game:	Robbie Rea vs. Alabama A&M, March 10, 2012 (Game 1)
8 RBI in a Game:	Adam Carr vs. Kansas, May 22, 2005
7 RBI in a Game:	Kevin David vs. Arkansas-Pine Bluff, April 14, 2009 (Game 2)
6 RBI in a Game:	Zach Fish vs. Oklahoma, May 21, 2014
5 RBI in a Game:	Dustin Williams vs. North Carolina, Feb. 27, 2016
10+ Total Bases:	J.R. Davis vs. West Virginia, April 3, 2016
5 Walks in a Game:	Corey Brown vs. Texas Tech, May 11, 2007
4 Walks in a Game:	Dustin Williams vs. Michigan, May 15, 2015
4 Strikeouts in a Game:	Collin Theroux vs. Wichita State, March 22, 2016*
Stole Home:	Ryan Sluder vs. Arkansas, March 29, 2016
4 Stolen Bases in a Game:	Garrett McCain vs. Incarnate Word, March 1, 2016
3 Stolen Bases in a Game:	Gage Green vs. Southeastern Oklahoma State, March 20, 2013
3 HRs in a Game:	Robbie Rea vs. Alabama A&M, March 10, 2012 (Game 1)
2 HRs in a Game:	Dustin Williams vs. Abilene Christian, March 12, 2016
HRs in Consecutive At Bats:	Dustin Williams vs. Abilene Christian, (2nd & 3rd inning), March 12, 2016
Inside-the-Park Home Run:	Kevin Bradley vs. Alcorn State, March 11, 2015
2 Hits in an Inning:	Tim Arakawa vs. Oklahoma, (1st inn.), April 7, 2015
3 Hits in an Inning:	Toby Rhodes vs. Grambling, Feb. 11, 2000 (Tied for NCAA Record)
3 HBP in a Game:	Rafael Thomas vs. Western Illinois, March 18, 2009 (Game 2)
Led Off Game with HR:	Devin Shines vs. Texas Tech, May 21, 2011
Walk-Off Home Run:	Ryan Sluder vs. Dallas Baptist, April 21, 2015

A Cowboy Pitcher Had...

A Complete Game:	Jensen Elliott vs. West Virginia, April 3, 2016
A Complete Game (7 Innings):	Jason Hursh vs. NJIT, Feb. 23, 2013 (Game 1 - run-rule)
A Complete Game by a Freshman:	Jensen Elliott vs. West Virginia, April 3, 2016
Four-Straight Complete Games:	Spencer Grogan vs. Kansas State 4/25; Kansas 4/17; Baylor 4/11; Texas A&M 4/3, 2004
Consecutive Complete Games:	Michael Freeman vs. TCU, March 22, 2015; vs. Kansas State, March 29, 2015
Consecutive Complete Games (7 Innings):	Matt Smith at Baylor (9), April 18, 1998; vs. Nebraska (7), April 24, 1998
A Shutout:	Jon Perrin vs. Kansas State, May 9, 2014
A Shutout (7 Innings):	Frank Bludau vs. Kansas, March 19, 2000
Consecutive Shutouts:	Andrew Heaney vs. Alabama A&M, March 9, 2012; vs. Houston, March 16, 2012
A Combined Shutout:	Michael Mertz (7.0), Remey Reed (1.0) and Tyler Buffett (1.0) vs. Wichita State, March 22, 2016*
A Combined Shutout (7 Innings):	Andrew Oliver (5), Brandon Adams (0.1), Justin Friend (1.2) vs. Texas Tech, May 13, 2007
A Shutout by a Freshman:	Matt Smith vs. Nebraska, April 24, 1998
Hit Four Batters in a Game:	Matt Gardner vs. La Salle, Feb. 16, 2007
A Three-Pitch Inning:	Rick Rivas (5th inn.) vs. Dallas Baptist, April 11, 2006
Had 10+ Strikeouts in a Game:	Trey Cobb (13) vs. Michigan, March 19, 2016
A 1-Hit Game:	Matt Smith vs. Nebraska, April 24, 1998
A No-Hitter:	Bob Richardson vs. Houston, March 26, 1968
A No-Hitter (7 Innings):	Joe Giordanella vs. Oklahoma, April 1, 1985
A Combined No-Hitter:	Jason Bell (5.2), Brent Nichols (1.1), Rob Gaiko (1), Marcus Cuper (1) vs. Missouri Southern, March 16, 1993



The Last Time...

Oklahoma State (The Team)...

Scored 30+ Runs:	30 vs. Western Illinois, March 18, 2009 (Game 1)
Scored 20+ Runs:	24 vs. Oklahoma, April 7, 2015
Scored 10+ Runs in an Inning:	12 (6th inn.) vs. Alabama A&M, March 23, 2010 (Game 2)
Had 20+ Hits:	20 vs. Oklahoma, April 7, 2015
Had 7+ Doubles:	10 vs. Minnesota, March 6, 2011
Did Not Strikeout:	vs. Kansas, May 2, 2010
Had 4+ Triples:	4 vs. Arkansas-Pine Bluff, March 23, 2011
Had 10+ HRs:	11 vs. Chicago State, Feb. 24, 1999
Had 8 HRs:	8 vs. Kansas, April 15, 2006
<i>Had 10+ Walks:</i>	<i>11 vs. Michigan, March 19, 2016</i>
Had 10+ Stolen Bases:	11 vs. Wichita State, April 27, 1956
<i>Allowed Less Than Three Hits:</i>	<i>2 vs. Wichita State, March 22, 2016</i>
<i>Was Shut Out:</i>	<i>vs. Indiana State, March 6, 2016</i>
<i>Was Shut Out at Home:</i>	<i>vs. Indiana State, March 6, 2016</i>
Was Shut Out on the Road:	at Texas, April 25, 2014
Had Back-to-Back Homers:	Conor Costello/Kevin Bradley (5th inn.) vs. Alcorn State, March 11, 2015
Had Three Consecutive Homers:	Ty Wright/Shelby Ford/Tyler Mach vs. Western Illinois, Feb. 24, 2006
<i>Struck Out 15+ Times:</i>	<i>16 vs. Missouri State, March 8, 2016</i>
Turned a Triple Play:	vs. Cal State Fullerton, May 31, 2014
<i>Was Held to 2 or Less Hits:</i>	<i>2 vs. Michigan, March 19, 2016</i>
<i>Committed 4+ Errors in a Game:</i>	<i>4 vs. Abilene Christian, March 14, 2016</i>
Won Both Games of a Doubleheader:	vs. Nebraska, April 27, 2013
Lost Both Games of a Doubleheader:	vs. Texas, April 14, 2012

An Opponent...

Threw a No-Hitter:	Nick Schmidt (6), Brian McLelland (1) and Devin Collis (2), Arkansas, Feb. 11, 2006
Threw a One-Hitter:	B.R. Cook, Oregon State, Feb. 18, 1999
Hit 3 HRs:	Charlie Llewellyn, Texas-Arlington, March 10, 1993
<i>Hit 2 HRs:</i>	<i>Jackson Cramer, West Virginia, April 1, 2016</i>
Had Back-to-Back HRs:	Ryan McBroom/Brady Wilson (6th inn.), West Virginia, May 25, 2013
Hit a Grand-Slam:	Audie Afenir (3rd inn.), Oral Roberts, April 16, 2015
Had 5+ Hits in a Game:	Kyle Giusti (5), Abilene Christian, March 13, 2014
Had 6+ RBI in a Game:	Audie Afenir (6), Oral Roberts, April 16, 2015
Scored 10+ Runs in an Inning:	UCLA (10 in the 6th inn.), May 26, 1997
Had a Pinch-Hit Home Run:	Daniel Mengden, Texas A&M, May 19, 2012
Pitched a Complete Game:	Andrew Morales, UC Irvine, June 7, 2014
Had 10+ Strikeouts in a Game:	Chad Donato (10), West Virginia, May 20, 2015

italics — occurred during 2016 season

* — most recent occurrence in 2016