



2016 OKLAHOMA STATE COWBOY BASEBALL

Wade McWhorter • Coordinator, Media Relations • (405) 744-7853 (o) or 612-5240 (c) • wade.mcwhorter@okstate.edu
Oklahoma State Athletics Media Relations • 220 Athletics Center, Stillwater, OK 74078 • www.okstate.com

2016 SCHEDULE

Feb. 19	at UT Arlington%	L, 2-3
Feb. 20	vs. Stephen F. Austin%	W, 8-2
Feb. 20	at UT Arlington%	W, 5-3
Feb. 21	vs. Stephen F. Austin%	L, 4-5 (10)
Feb. 26	at #10 North Carolina	L, 1-2
Feb. 27	at #10 North Carolina	L, 6-7 (10)
Feb. 28	at #10 North Carolina	L, 3-4
March 1	Incarnate Word	W, 7-1
March 2	Incarnate Word	W, 3-2
March 4	Indiana State	W, 1-0
March 5	Indiana State	W, 9-2
March 6	Indiana State	L, 0-2
March 8	at #12 Missouri State	W, 6-5 (10)
March 11	Abilene Christian	W, 9-2
March 12	Abilene Christian	W, 16-0
March 14	Abilene Christian	W, 8-4
March 15	at #26 Dallas Baptist	W, 7-6
March 18	#18 Michigan	W, 6-3
March 19	#18 Michigan	W, 5-4
March 20	#18 Michigan	L, 2-4
March 22	at Wichita State	W, 17-0
March 24	at Kansas State*	W, 2-1
March 25	at Kansas State*	W, 5-4
March 26	at Kansas State*	W, 5-4 (10)
March 29	#15 Arkansas	W, 5-4
April 1	at West Virginia*	L, 4-5 (10)
April 2	at West Virginia*	L, 3-4
April 3	at West Virginia*	W, 8-1
April 8	#19 Texas Tech*	L, 1-5
April 9	#19 Texas Tech*	L, 2-8
April 10	#19 Texas Tech*	L, 5-15 (7)
April 12	Oral Roberts	L, 0-4
April 15	at Baylor*	W, 6-2
April 16	at Baylor* (DH, Game 1)	W, 10-7
	at Baylor* (DH, Game 2)	W, 3-1
April 20	at Oklahoma	W, 4-3
April 22	#4 TCU*	6 p.m.
April 23	#4 TCU*	4 p.m.
April 24	#4 TCU*	1 p.m.
April 26	at Arkansas	6:35 p.m.
April 27	Little Rock	6 p.m.
April 29	at Texas*	7 p.m.
April 30	at Texas*	3:30 p.m.
May 1	at Texas*	1:30 p.m.
May 6	Prairie View A&M	6 p.m.
May 7	Prairie View A&M	3 p.m.
May 8	Prairie View A&M	1 p.m.
May 10	Dallas Baptist	6 p.m.
May 13	Oklahoma* (OKC)	6:30 p.m.
May 14	Oklahoma* (Tulsa)	7:30 p.m.
May 15	Oklahoma* (Tulsa)	2 p.m.
May 17	at Oral Roberts	6:30 p.m.
May 19	Kansas*	6:30 p.m.
May 20	Kansas*	6 p.m.
May 21	Kansas*	3 p.m.
May 25-29	Big 12 Baseball Championship#	
June 3-6	NCAA Regionals\$	
June 5-8	NCAA Super Regionals\$	
June 14-25	College World Series!	

Bold italics indicates home game • All Times Central

* — Big 12 Conference game

% — Clay Gould Classic • Arlington, Texas

— Chickasaw Bricktown Ballpark • Oklahoma City

\$ — Campus Sites

! — TD Ameritrade Park • Omaha, Neb.



#25 Oklahoma State (23-13, 7-5) vs. #4 TCU (27-8, 9-3)

Allie P. Reynolds Stadium (4,000)
Stillwater, Okla.



Fri., April 22: 6 p.m.
Sat., April 23: 4 p.m.
Sun., April 24: 1 p.m.

Oklahoma State

Oklahoma State carries a four-game winning streak into a showdown of nationally ranked teams this weekend at Allie P. Reynolds Stadium, where the 25th-ranked Cowboys host No. 4 TCU. The Cowboys are 23-13 overall and at 7-5, are in third place in the Big 12 Conference standings behind Texas Tech and TCU. Friday's series opener is scheduled for 6 p.m., with Saturday's game at 4 p.m. and Sunday's finale at 1 p.m.

Led by Donnie Walton and his .344 batting average, the Cowboys are hitting a collective .245, while the pitching staff has posted a Big 12-best 2.80 ERA.

The Cowboys are coming off a 38-20 season in which they made their third consecutive NCAA Regional appearance, and expectations are again high. OSU was ranked in the top 10 nationally in four different preseason polls and returns seven starters from 2015, including All-Big 12 Conference performers Donnie Walton, Ryan Sluder and Corey Hassel.

The 2016 season marks OSU's fourth under Holliday, who compiled a 127-57 record in his first three seasons at his alma mater.

About The Horned Frogs

TCU is 27-8 overall and in second place in the Big 12 standings with a 9-3 mark. Led by junior Elliott Barzilli (.422, 5 HR, 30 RBI), the Horned Frogs lead the league with a .316 batting average, while the pitching staff sports a 2.95 ERA.

Expected to start on the mound for TCU are:

Friday - RHP Luken Baker (3-1, 1.75)

Saturday - LHP Dalton Horton (6-0, 1.99)

Sunday - RHP Brian Howard (5-1, 2.79)

OSU is 19-17 all time against TCU and won last season's series in Fort Worth by taking 2-of-3 games against the top-ranked Frogs. The Cowboys are 5-6 vs. TCU in three seasons under Josh Holliday.

Watch, Listen, Follow

All three games of the TCU series will be televised live on the FOX Sports family of networks, with Dave Hunziker and Cowboy Baseball Hall of Famer Tom Holliday on the call. The Friday and Sunday games air on FOX College Sports while Saturday's game is on FOX Sports Plus.

All OSU baseball games are carried live by Stillwater Radio and air on KSPI 93.7 FM or 780 AM. Rex Holt, who is in his 34th season on the air with Cowboy baseball, will call the action, with Matt "Chief" Davis providing color commentary. Radio broadcasts are also available online at okstate.com/watch.

Live stats for all games can also be found at okstate.com, with links available under the Schedule tab on the baseball home page. Additionally, fans can follow the official OSU Baseball Twitter account, @OSUBaseball, for in-game updates.

OSU PROBABLE STARTERS

Position Players		2016 Statistics					Noteworthy
Pos.	No.	Player	GP-GS	Avg.	HR	RBI	
C	16	Collin Theroux	33-32	.131	3	13	33rd-round pick by Minnesota in 2015 MLB Draft
or	18	Colin Simpson	15-7	.235	2	5	2B, HR, 3 RBIs in Baylor series
1B	22	Dustin Williams	36-36	.214	8	26	Tied for Big 12 lead in home runs
2B	3	J.R. Davis	28-27	.324	1	14	Cowboys are 15-4 w/Davis hitting leadoff
SS	5	Donnie Walton	36-34	.344	1	21	All-Big 12 First Team in 2014 & 2015
3B	7	Garrett Benge	36-34	.315	3	25	Leads Cowboys with .496 slugging pct.
RF	28	Corey Hassel	36-36	.254	2	16	Team-high 13 doubles
CF	8	Ryan Sluder	24-22	.169	3	8	Five of 14 hits this season for extra bases
LF	13	Jon Littell	32-31	.254	2	13	6-for-11 (.545), HR, 2 RBI in K-State series
DH	3	Garrett McCain	27-20	.209	0	5	Third in Big 12 with nine stolen bases
or	44	Andrew Rosa	22-13	.200	0	6	2-for-2, 2 RBIs off bench vs. OU

Starting Pitchers

R/L	No.	Player	W-L	ERA	Last Appearance	W-L	IP	H	R	ER	BB	SO
R	45	Thomas Hatch	2-1	1.98	4/15 vs. Baylor	ND	8.0	9	2	0	2	7
R	25	Trey Cobb	4-5	3.19	4/16 vs. Baylor	W	8.0	7	3	2	1	12
R	34	Jensen Elliott	4-2	3.10	4/16 vs. Baylor	W	7.0	2	1	1	1	1



2016 COWBOY BASEBALL ROSTER

NUMERICAL ROSTER

No.	Name	Pos.	B/T	Ht.	Wt.	Class	Hometown (High School/Previous School)
1	Alex Shaver	OF	L/L	5-11	189	Fr.	Sugarland, Texas (George Ranch HS)
2	J.R. Davis	INF	R/R	5-9	187	Jr.	Vallejo, Calif. (St. Patrick-St. Vincent HS/Contra Costa CC)
3	Garrett McCain	OF	R/L	6-0	186	So.	Wylie, Texas (Wylie East HS)
4	Jacob Chappell	INF	R/R	6-0	164	So.	Guthrie, Okla. (Guthrie HS)
5	Donnie Walton	INF	S/R	5-10	184	Sr.	Tulsa, Okla. (Bishop Kelley HS)
6	David Petrino	INF	R/R	5-10	198	Sr.	Springdale, Ark. (Shiloh Christian/Central Arizona CC)
7	Garrett Benge	INF	L/R	5-11	200	So.	Yukon, Okla. (Yukon HS/Cowley County CC)
8	Ryan Sluder	OF	R/R	6-2	197	Jr.	Amarillo, Texas (Amarillo HS)
13	Jon Littell	OF	R/R	6-3	205	So.	Stillwater, Okla. (Stillwater HS)
15	Garrett Williams	LHP	L/L	6-1	204	Jr.	Lubbock, Texas (Calvary Baptist HS)
16	Collin Theroux	C	R/R	6-1	223	Jr.	San Mateo, Calif. (Junipero Serra HS/San Joaquin Delta CC)
17	Baylor Rowlett	C	R/R	6-0	198	Fr.	College Station, Texas (College Station HS)
18	Colin Simpson	C	L/R	5-9	227	Fr.	Edmond, Okla. (Memorial HS)
19	Carson Teel	LHP	L/L	6-0	170	R-Fr.	Stillwater, Okla. (Stillwater HS)
22	Dustin Williams	1B	L/R	6-2	229	Jr.	Weatherford, Texas (Weatherford HS)
23	Bryce Verplank	RHP/OF	R/R	6-4	223	Fr.	Flower Mound, Texas (Marcus HS)
24	Conor Costello	RHP/OF	R/R	6-3	211	Sr.	Edmond, Okla. (Santa Fe HS/Arkansas)
25	Trey Cobb	RHP	R/R	6-1	199	Jr.	Broken Arrow, Okla. (Broken Arrow HS)
26	Luke Matheny	RHP	R/R	6-2	199	Fr.	Chesterfield, Mo. (Westminster Christian)
27	Michael Mertz	RHP	R/R	6-2	209	Jr.	Pflugerville, Texas (Pflugerville HS/Cisco College)
28	Corey Hassel	OF/RHP	R/R	5-10	175	Sr.	Stillwater, Okla. (Stillwater HS)
30	Remy Reed	RHP	R/R	6-5	225	Jr.	Frisco, Texas (Frisco HS/Navarro College)
31	Matt Wilson	LHP	L/L	6-5	209	So.	Dallas, Texas (Highland Park HS)
32	Ben Leeper	RHP	R/R	5-11	193	Fr.	Southlake, Texas (Southlake Carroll HS)
33	Mason O'Brien	1B	L/L	6-0	193	So.	Owasso, Okla. (Owasso HS)
34	Jensen Elliott	RHP	R/R	6-6	206	Fr.	Coppell, Texas (Coppell HS)
36	Max Simpson	RHP	R/R	6-3	201	So.	Tulsa, Okla. (Bishop Kelley HS/Hutchinson CC)
37	Tyler Buffett	RHP	R/R	6-2	197	Jr.	Albuquerque, N.M. (Albuquerque Academy)
38	Nick Gallo	INF	R/R	5-10	181	Jr.	West Palm Beach, Fla. (Palm Beach Gardens HS/Palm Beach St. CC)
39	Alex Hackerott	LHP	R/L	6-2	196	Sr.	Sand Springs, Okla. (Charles Page HS)
42	Jake Cowan	RHP	R/R	6-1	201	So.	Mangum, Okla. (Mangum HS/Cowley County CC)
43	Blake Battenfield	RHP	R/R	6-4	210	So.	Claremore, Okla. (Verdigris HS)
44	Andrew Rosa	INF	R/R	6-2	188	So.	Owasso, Okla. (Owasso HS)
45	Thomas Hatch	RHP	R/R	6-1	190	So.	Tulsa, Okla. (Jenks HS)
46	Joe Lienhard	RHP	R/R	6-4	239	Fr.	Wichita, Kan. (Kapaun Mt. Carmel HS)

COACHES

9	Josh Holliday – Head Coach (Fourth Season)
10	Rob Walton – Assistant Coach (Fourth Season)
12	James Vilade – Assistant Coach (First Season)
40	Mark Ginther – Volunteer Assistant Coach (Second Season)
	Heath Holliday – Director of Baseball Operations (First Season)
	Victor Romero – Graduate Manager (Second Season)

ALPHABETICAL ROSTER

No.	Name	Pos.
43	Battenfield, Blake	RHP
7	Benge, Garrett	INF
37	Buffett, Tyler	RHP
4	Chappell, Jacob	INF
25	Cobb, Trey	RHP
24	Costello, Conor	RHP/OF
42	Cowan, Jake	RHP
2	Davis, J.R.	INF
34	Elliott, Jensen	RHP
38	Gallo, Nick	INF
39	Hackerott, Alex	LHP
28	Hassel, Corey	OF/RHP
45	Hatch, Thomas	RHP
32	Leeper, Ben	RHP
46	Lienhard, Joe	RHP
13	Littell, Jon	OF
26	Matheny, Luke	RHP
3	McCain, Garrett	OF
27	Mertz, Michael	RHP
33	O'Brien, Mason	1B
6	Petrino, David	INF
30	Reed, Remy	RHP
44	Rosa, Andrew	INF
17	Rowlett, Baylor	C
1	Shaver, Alex	OF
18	Simpson, Colin	C
36	Simpson, Max	RHP
8	Sluder, Ryan	OF
19	Teel, Carson	LHP
16	Theroux, Collin	C
23	Verplank, Bryce	RHP/OF
5	Walton, Donnie	INF
22	Williams, Dustin	1B
15	Williams, Garrett	LHP
31	Wilson, Matt	LHP

PRONUNCIATION GUIDE

Benge	like binge (binj)
Hackerott	hacker-it
Lienhard	lin-hard
Littell	li-tell
Matheny	ma-thee-knee
Remy Reed	rimmy
Sluder	slew-der
Theroux	th-row
Vilade	rhymes with made

BY CLASS

Seniors (5): Costello, Hackerott, Hassel, Petrino, Walton
Juniors (10): Buffett, Cobb, Davis, Gallo, Mertz, Reed, Sluder, Theroux, D. Williams, G. Williams
Sophomores (11): Battenfield, Benge, Chappell, Cowan, Hatch, Littell, McCain, O'Brien, Rosa, M. Simpson, Wilson
Redshirt Freshmen (1): Teel
Freshmen (8): Elliott, Leeper, Lienhard, Matheny, Rowlett, Shaver, C. Simpson, Verplank


ROSTER BREAKDOWN

BY STATE

Oklahoma (16): Battenfield, Benge, Chappell, Cobb, Costello, Cowan, Hackerott, Hassel, Hatch, Littell, O'Brien, Rosa, C. Simpson, M. Simpson, Teel, Walton
Texas (12): Elliott, Leeper, McCain, Mertz, Reed, Rowlett, Shaver, Sluder, Verplank, D. Williams, G. Williams, Wilson
California (2): Davis, Theroux
Arkansas (1): Petrino
Florida (1): Gallo
Kansas (1): Lienhard
Missouri (1): Matheny
New Mexico (1): Buffett



RADIO/TV CHART



1

Alex Shaver
OF • L/L • 5-11, 189
Fr. • Sugarland, Texas



2

J.R. Davis
INF • R/R • 5-9, 187
Jr. • Vallejo, Calif.




3

Garrett McCain
OF • R/L • 6-0, 186
So. • Wylie, Texas




4

Jacob Chappell
INF • R/R • 6-0, 164
So. • Guthrie, Okla.




5

Donnie Walton
INF • S/R • 5-10, 184
Sr. • Tulsa, Okla.




6

David Petrino
INF • R/R • 5-10, 198
Sr. • Springdale, Ark.




7

Garrett Bengel
INF • L/R • 5-11, 200
So. • Yukon, Okla.



8

Ryan Sluder
OF • R/R • 6-2, 197
Jr. • Amarillo, Texas




13

Jon Littell
OF • R/R • 6-3, 205
So. • Stillwater, Okla.




15

Garrett Williams
LHP • 6-1, 204
Jr. • Lubbock, Texas




16

Collin Theroux
C • R/R • 6-1, 223
Jr. • San Mateo, Calif.




17

Baylor Rowlett
C • R/R • 6-0, 198
Fr. • College Station, Texas




18

Colin Simpson
C • L/R • 5-9, 227
Fr. • Edmond, Okla.




19

Carson Teel
LHP • 6-0, 170
R-Fr. • Stillwater, Okla.



22

Dustin Williams
1B • L/R • 6-2, 229
Jr. • Weatherford, Texas



23

Bryce Verplank
RHP/OF • R/R • 6-4, 223
Fr. • Flower Mound, Texas



24

Conor Costello
RHP/OF • R/R • 6-3, 211
Sr. • Edmond, Okla.



25

Trey Cobb
RHP • 6-1, 199
Jr. • Broken Arrow, Okla.




26

Luke Matheny
RHP • 6-2, 191
Fr. • Chesterfield, Mo.




27

Michael Mertz
RHP • 6-2, 209
Jr. • Pflugerville, Texas




28

Corey Hassel
OF/RHP • R/R • 5-10, 175
Sr. • Stillwater, Okla.




30

Remey Reed
RHP • 6-5, 225
Jr. • Frisco, Texas




31

Matt Wilson
LHP • 6-5, 209
So. • Dallas, Texas



32

Ben Leeper
RHP • 5-11, 193
Fr. • Southlake, Texas



33

Mason O'Brien
1B • L/L • 6-0, 193
So. • Owasso, Okla.




34

Jensen Elliott
RHP • 6-6, 206
Fr. • Coppell, Texas




36

Max Simpson
RHP • 6-3, 201
So. • Tulsa, Okla.




37

Tyler Buffett
RHP • 6-2, 197
Jr. • Albuquerque, N.M.




38

Nick Gallo
INF • R/R • 5-10, 181
Jr. • West Palm Beach, Fla.




39

Alex Hackerott
LHP • 6-2, 196
Sr. • Sand Springs, Okla.



42

Jake Cowan
RHP • 6-1, 201
So. • Mangum, Okla.



43

Blake Battenfield
RHP • 6-4, 210
So. • Claremore, Okla.




44

Andrew Rosa
INF • R/R • 6-2, 188
So. • Owasso, Okla.



45

Thomas Hatch
RHP • 6-1, 190
So. • Tulsa, Okla.



46

Joe Lienhard
RHP • 6-4, 239
Fr. • Wichita, Kan.



9

Josh Holliday
Head Coach
Fourth Season




12

James Vilade
Asst. Coach/Recruiting
First Season




10

Rob Walton
Asst. Coach/Pitching
Fourth Season



40

Mark Ginther
Volunteer Asst. Coach
Second Season



Heath Holliday
Director of Operations
First Season



GAME NOTES



2016 BIG 12 CONFERENCE STANDINGS

	Big 12		Overall		
	W	L	W	L	T
Texas Tech	11	1	30	10	0
TCU	9	3	27	8	0
Oklahoma State	7	5	23	13	0
Texas	7	5	17	20	0
West Virginia	5	6	19	16	0
Oklahoma	4	8	18	19	1
Baylor	4	8	17	20	0
Kansas	3	8	16	20	0
Kansas State	3	9	16	21	0

This Weekend's Big 12 Schedule

Friday

West Virginia at Oklahoma	6 p.m.
Kansas at Samford	6 p.m.
Texas at Texas Tech	6:30 p.m.
Baylor at Kansas State	6:35 p.m.

Saturday

West Virginia at Oklahoma	Noon
Texas at Texas Tech	2 p.m.
Kansas at Samford	2 p.m.
Baylor at Kansas State	4:05 p.m.

Sunday

West Virginia at Oklahoma	Noon
Kansas at Samford	Noon
Baylor at Kansas State	1:05 p.m.
Texas at Texas Tech	2 p.m.

...

2016 Big 12 Preseason Coaches Poll

- | | |
|------------------------------|------------------|
| 1. TCU (3) | 6. West Virginia |
| 2. Oklahoma State (3) | 7. Kansas |
| 3. Texas (3) | Kansas State |
| 4. Oklahoma | 9. Baylor |
| 5. Texas Tech | |

...

2016 Oklahoma State Awards/Accolades

Donnie Walton	Golden Spikes Award Watch List
Tyler Buffett	Co-Big 12 Pitcher of Week, 3/7
Dustin Williams	Big 12 Player of Week, 3/14
Conor Costello	Senior CLASS Award candidate
Trey Cobb	Big 12 Pitcher of the Week, 3/21
Tyler Buffett	Big 12 Pitcher of Week, 3/28
J.R. Davis	Big 12 Newcomer of Week, 4/4
Jensen Elliott	Big 12 Pitcher of Week, 4/4
Trey Cobb	Big 12 Pitcher of the Week, 4/18
Jensen Elliott	Big 12 Newcomer of Week, 4/18
Tyler Buffett	Nat'l. Pitcher of Year Watch List
Donnie Walton	Brooks Wallace Award Watch List

In The Polls

OSU once again maintained a spot in this week's national rankings, with the Cowboys checking in at No. 25 in the NCBWA poll.

OSU has been ranked in at least one national poll for 61 consecutive weeks dating back to 2013, when the Cowboys were in the polls for the final 14 weeks of the season. During that time, they have spent 16 weeks in the Top 10 and been ranked as high as No. 3 (by the NCBWA in 2014). They finished the '14 season ranked 10th in each of the final polls, marking the 19th time in program history OSU ended the season in the top 10 in the national polls.

2,500 Club

Oklahoma State entered 2016 as one of only 18 programs in Division I history to reach 2,500 victories, beginning the year with 2,513 all-time wins. Of those achieving that feat, only one has played fewer seasons than OSU's 104 (Florida State with 68).

OSU entered the 2016 season ranked sixth all time in NCAA history with a .665 winning percentage.

The Century Mark

In his third season as head coach at his alma mater, Josh Holliday became the sixth skipper to record 100 career wins at Oklahoma State. Holliday's 100th win came on March 13, 2015, against Grand Canyon in his 143rd game, making him the second-fastest Cowboy boss to reach 100 victories.

Coch	Games to reach 100 wins	Season reached 100 wins
Toby Greene	140	8th
Josh Holliday	143	3rd
Gary Ward	146	3rd
Tom Holliday	147	3rd
Chet Bryan	161	6th
Frank Anderson	162	3rd

Omaha

The Cowboys' coaching staff is no stranger to the College World Series, with Josh Holliday and Rob Walton combining for nine CWS appearances as either a player or coach.

Holliday played on a pair of CWS teams at OSU (1996 & 1999) and has coached in the CWS as an assistant at Georgia Tech (2006), Arizona State (2009) and Vanderbilt (2011).

Walton spent four seasons as a pitcher at OSU from 1983-86, and each of those teams appeared in the CWS.

Baseball In Their Blood

Baseball — and Oklahoma State — is definitely a family affair for Josh Holliday.

Josh's father, Tom, served as an OSU assistant coach for 19 years then took over as the Cowboys' head coach from 1997-2003, leading the program to its last College World Series appearance in 1999 (and coaching Josh in his final three collegiate seasons). Tom has spent four decades as a collegiate coach and was inducted into the Cowboy Baseball Hall of Fame in 2016.

Josh's younger brother, Matt, is an outfielder for the St. Louis Cardinals. In 12 major league seasons, Matt has been named to seven MLB All-Star teams.

Josh's uncle, Dave Holliday, was an OSU assistant coach from 1981-88 and has since held a variety of roles in Major League Baseball, including his current spot as a professional scout for the Atlanta Braves.

Home Sweet Home

Allie P. Reynolds Stadium has been home to Oklahoma State baseball since April 4, 1981, and in those 35 seasons, the Cowboys have been nearly unbeatable on their home field.

OSU is 890-214 (.806) all time at Reynolds Stadium and has lost more than two consecutive games on its home turf only six times (six in a row in 2007; four straight in 2016; three in a row in 2010, 2012, 2013 and 2014).

The Cowboys are 10-6 on their home field in 2016.

On The Road Again and Again and Again and Again and Again and Again and Again and...

As has become commonplace, OSU opened Big 12 Conference play on the road in 2016.

The Cowboys have begun league play at Allie P. Reynolds Stadium only twice since 2003 (in 2005 and 2013), and this season OSU opened at Kansas State.

The trend will continue in the near future as the conference office has set schedules for 2017 and 2018, and in each of those seasons, OSU opens Big 12 action away from Stillwater.

Since 2004 and spanning through 2018, OSU will have opened conference play on the road 13 times and only two times at home. Since Big 12 baseball began play in 1997, the Cowboys will have opened league play on the road 16 times and just six times in Stillwater.

Big 12 Home Series Winning Streak Snapped

Prior to last weekend's sweep by Texas Tech, OSU had not lost a three-game Big 12 Conference series at Allie P. Reynolds Stadium since 2012 when it was swept by Texas A&M on the final weekend of the season. From 2013-15, the Cowboys won nine consecutive three-game league series on their home field following a split in a rain-shortened two-game series with Baylor to open league play in 2013. (In 2015 OSU lost its only game vs. West Virginia in Stillwater — the final two games of the series were canceled due to weather).



GAME NOTES



Josh Holliday

Head Coach,
Fourth Season

Josh Holliday returned home to take over the Oklahoma State baseball program when he was named the 15th head coach in program history on June 8, 2012.

Holliday's hire has paid huge and immediate dividends as he has led the OSU program back to national prominence in his first three years at the helm.

Since taking over the reins, Holliday has guided the Cowboys to three-straight NCAA Tournament appearances, the program's first-ever regular season Big 12 Conference championship and its third NCAA Super Regional berth. During Holliday's three-year tenure, the Cowboys have won 127 games, the second-highest win total among Big 12 teams during that span.

The Oklahoma State alumnus and native of Stillwater made an immediate impact in his first season at the helm, leading the Cowboys to a 41-19 record and the finals of the NCAA Louisville Regional.

OSU's 41 wins in 2013 was its most since 2008, and the Cowboys' second-place finish in the Big 12 Conference was also its best in five years.

Under Holliday's direction, the Cowboys won five of their eight Big 12 series, including four in a row to end the season, and OSU had 11 players garner All-Big 12 accolades, its most since 2008.

OSU's second season under Holliday was even better, and he became the first-ever Cowboy skipper to be named the Big 12 Conference Coach of the Year.

In 2014, the Cowboys went 48-18, marking the most wins for the program since 1994. OSU captured the Big 12 regular season crown with an 18-6 mark, then went on to win the NCAA Stillwater Regional championship and advance to the NCAA Stillwater Super Regional, its first Super Regional appearance since 2007.

The 2014 season also saw the Cowboys win their final seven Big 12 Conference series and rank in the top 10 nationally in five categories, including home runs, walks, sacrifice bunts and winning percentage.

Further adding to the accolades, 2014 also saw a pair of Cowboys — Brendan McCurry and Zach Fish — earn All-America honors. Fish was named the Big 12 Player of the Year and was one of 11 Cowboys to garner All-Big 12 accolades, which included a school-record six first-team honorees.

Holliday is the first former OSU player to serve as the program's head coach. A four-year letterwinner for the Cowboys from 1996-99, Holliday was a starter on teams that made four NCAA Tournament appearances and reached the College World Series in 1996 and 1999.

For 11 years, Holliday served as an assistant coach at some of the nation's top baseball programs. He started his coaching career at OSU before serving on the staffs at North Carolina State, Georgia Tech, Arizona State and Vanderbilt. He coached seven NCAA Tournament teams and three of those advanced to the College World Series (Georgia Tech in 2006, Arizona State in 2009 and Vanderbilt in 2011).

A four-year letterwinner who played in 256 games, which ranks second all time at OSU, Holliday compiled a career .311 batting average to go along with 53 home runs, 62 doubles and 237 RBIs. He was inducted into the OSU Baseball Hall of Fame in 2003.

Holliday's name is prominent throughout the OSU record book. He is OSU's all-time leader in base on balls with 225 and ranks in the top five on the Cowboys' career lists in games, at bats, runs, hits, doubles, total bases, RBIs and hit by pitches while ranking seventh in homers.

Holliday was a three-time All-Big 12 performer, earning first-team honors in 1998 (at catcher) and 1999 (at third base). He was a second-team selection as a utility player in 1997 and was named the Big Eight Conference Freshman of the Year and a Freshman All-American in 1996.

Holliday Year-By-Year At OSU

	Overall	Big 12
2013	41-19	13-10
2014	48-18	18-6
2015	38-20	14-8
2016	<u>23-13</u>	<u>7-5</u>
Totals	150-70 (.682)	52-29 (.642)

THE JOSH HOLLIDAY FILE

- **1996-99:** Played at Oklahoma State
- **1999-00:** Played in Toronto Blue Jays organization
- **2001-03:** Oklahoma State assistant coach
- **2004:** North Carolina State assistant coach
- **2005-07:** Georgia Tech assistant coach
- **2008-09:** Arizona State assistant coach
- **2010-12:** Vanderbilt assistant coach
- **2013-pres.:** Oklahoma State head coach

Big 12's Best

Oklahoma State's .690 winning percentage (127-57) from 2013-15 marked the highest in the Big 12 Conference during that span. TCU came in second at .677, with the Cowboys only trailing the Horned Frogs by one in the win column.

OSU has also finished first or second in the league standings each of the last three years, and the Cowboys are the only Big 12 team over that span to finish over .500 in conference play each year.

Comeback Cowboys

Come-from-behind victories have become a trend for the Cowboys under Josh Holliday. OSU has overcome deficits to win 67 games in Holliday's four seasons, notching 18 comeback wins in 2013, 28 in 2014 and 15 a year ago.

Awards Show

A number of Cowboys who earned all-conference recognition a year ago return in 2015.

Donnie Walton was named to the All-Big 12 First Team as an infielder last season, while outfielders Ryan Sluder and Corey Hassel each picked up All-Big 12 Second Team honors.

Earning All-Big 12 honorable mention accolades were first baseman Dustin Williams and pitchers Trey Cobb and Remy Reed, while Jacob Chappell was named to the Big 12 All-Freshman Team.

I Feel A Draft

OSU has nine players on its 2016 roster who have been Major League Baseball Draft picks, including a pair of two-time draftees in Conor Costello (2011, Cincinnati, 16th/2015, Pittsburgh 38th) and Donnie Walton (2012, NY Mets, 36th/2015, Milwaukee, 23rd). Other MLB Draft picks include: Garrett Bengel (2015, Cleveland, 22nd); Thomas Hatch (2013, Colorado, 32nd); Jon Littell (2014, Washington, 39th); David Petrino (2014, Chicago Cubs, 39th); Andrew Rosa (2013, Boston, 30th); Collin Theroux (2015, Minnesota, 33rd); and Garrett Williams (2013, San Diego, 33rd).

Close Calls

OSU is 36-20 in one-run games since 2013, including a 10-7 mark this season. After losing their first five one-run games this season, including four via walk-off, the Cowboys won nine in a row before dropping two at West Virginia. Under head coach Josh Holliday (2013-pres.), 36 of the Cowboys' 70 losses have come by two runs or less.

Small Ball

OSU has smashed program records for sacrifice bunts each of the last three years.

In 2014, the Cowboys were third nationally with 88 sacrifice bunts, which trumped the 2013 team's 74 sac bunts to set a program record. Donnie Walton ranked fourth in the NCAA in 2014 with 22 sac bunts and has racked up an OSU career-record 54 sacrifice bunts, a total which ranks ninth on the NCAA's all-time list.

Last season, OSU led the NCAA with 81 sacrifice bunts, and four different Cowboys had at least 10 sac bunts.

Strong-Armed

In three seasons under the direction of coach Rob Walton, OSU's pitching staff has turned in impressive numbers.

The Cowboys' success under Walton includes 12 All-Big 12 pitchers, two consensus first-team All-Americans, a Big 12 Pitcher of the Year and a first-round Major League Baseball Draft pick.

Here's just a sampling of how the Cowboys have performed under Walton:

- OSU's pitching staff led the Big 12 in ERA in conference-only games in 2014 (2.43) and 2015 (2.50).
- The Cowboys' 2.84 ERA in 2015 ranked eighth nationally and was the lowest by an OSU pitching staff since 1973.
- OSU recorded seven shutouts in both 2013 and 2014, marking just the fourth and fifth times in program history the Cowboys had reached that mark. In the 26 seasons prior to 2013, the program had reached seven shutouts only once.
- Over the last three seasons, OSU has seen Jason Hursh drafted in the first round of the 2013 Major League Baseball Draft, Brendan McCurry (2014) and Michael Freeman (2015) named first-team All-Americans and Freeman garner Big 12 Pitcher of the Year honors.
- Freeman's 1.31 ERA ranked sixth in the NCAA in 2015 and was the fifth lowest in a single season in OSU history.
- McCurry set OSU records for single-season saves (19) and career saves (27).

Dealing

OSU leads the Big 12 and ranks 12th nationally with a 2.80 team ERA, and a pair of Cowboys rank in the top 10 in the league in ERA — Tyler Buffett (first at 1.48) and Thomas Hatch (fifth at 1.98).

OSU also leads the conference with 306 strikeouts, and its .236 opponent batting average and 12 saves rank second.

Back In The Saddle

Donnie Walton spurned professional baseball last summer to return for his senior season with the Cowboys in 2016.

Walton has established himself as one of the Big 12's elite players since arriving on campus in 2013. In 196 career games, the switch hitter owns a .313 batting average to go along with nine home runs, 113 RBIs, 39 doubles and an OSU-record 54 sacrifice bunts (which ranks ninth on the NCAA's all-time list).

Primarily a shortstop throughout his career, Walton is one of just nine players in OSU history to earn All-Big 12 First Team accolades twice (in 2014 & 2015), with no Cowboy ever achieving that status three times.

A 23rd-round draft pick of the Milwaukee Brewers last June, Walton chose not to sign a pro contract and instead starred in the prestigious Cape Cod Baseball League. He was named the CCBL All-Star Game MVP and then earned the Star of Stars Award as the most valuable player of the CCBL playoffs after leading the Yarmouth-Dennis Red Sox to the league championship.

Walton was one of 50 players on USA Baseball's 2016 Golden Spikes Award Preseason Watch List and was recently named to the Brooks Wallace Award (nation's top shortstop) Watch List by the National College Baseball Hall of Fame.



GAME NOTES

COWBOY BASEBALL BY THE NUMBERS

2,513/.665	OSU enters the 2016 season, the 105th in program history, with 2,475 wins and a .665 winning percentage
115	OSU has had 115 All-Americans in its history
100	Career home runs hit by Cowboy Pete Incaviglia, an NCAA record
61	OSU's record for wins in a season, set in 1984 & 1988
58	Consecutive game hitting streak for Robin Ventura in 1987, an NCAA record
48/143	Number of home runs & RBIs for Pete Incaviglia during the 1985 season, both NCAA records
41	NCAA Tournament berths for OSU, the fourth-highest total all time
38	Number of Cowboys to earn All-Big 12 First Team honors
31	Conference championships for the Cowboys (24 Big Eight, 5 Missouri Valley, 2 Big 12)
24	Big Eight Conference championships, a record
23	Cowboys have been named first-team All-American
19	College World Series appearances by OSU, which ranks sixth all time
18	Cowboys drafted in the first round of the Major League Baseball Draft
16	OSU won an NCAA record 16-straight Big Eight Conference championships from 1981-1996
14	Top 10 finishes in Baseball America final season polls (since 1981)
7	50 win seasons by the Cowboys
6	Berths in the College World Series championship game
4	Cowboys in the National College Baseball Hall of Fame - Robin Ventura, Pete Incaviglia, Gary Ward & Tom Borland
3	NCAA Super Regional appearances by the Cowboys - 1999, 2007, 2014
2	Cowboy alumni who are Major League Baseball managers - Robin Ventura (White Sox) & John Farrell (Red Sox)
2	Cowboys named Big 12 Conference Player of the Year - Zach Fish (2014) & Tyler Mach (2006)
2	Cowboys named Big 12 Conference Pitcher of the Year - Michael Freeman (2014) & Andrew Heaney (2012)
1	National championship for OSU, which came in 1959
1	Golden Spikes Award winner - Robin Ventura in 1988

Hometown Hero

Corey Hassel played in 86 games and hit just .208 in his first two seasons at OSU, but the Stillwater native had a breakout junior campaign for his hometown Cowboys in 2015.

Used mostly as a late-game defensive replacement and pinch runner in 2013 and 2014, Hassel became a regular starter in the outfield as a junior and led the Cowboys with a .312 batting average. He also topped OSU in multi-hit games (18) and multi-RBI efforts (11) en route to All-Big 12 Second Team honors. In conference play, Hassel hit .344 with two home runs and 18 RBIs and led OSU in numerous offensive categories, including RBIs, hits (31) and doubles (6).

One of two Cowboys to start all 36 games this season, Hassel is hitting .257 to go along with a team-high 13 doubles.

The Candyman Can

Tyler Buffett was a reliable performer on the mound in his first two seasons in Stillwater, but he has taken on a starring role in 2016.

In a team-high 21 appearances, 20 of those in relief, the junior right-hander is 5-1 with six saves and a 1.65 ERA, with the five wins and six saves marking career highs. He leads the Big 12 in ERA and opponent batting average (.183) and is second in the league in saves. He's also among the conference leaders in wins, appearances and strikeouts (45).

In the month of March, Buffett appeared in 11 of OSU's 18 games and went 4-0 with four saves and a 1.54 ERA to go along with 27 strikeouts in 23 1/3 innings. He was named the Big 12 Pitcher of the Week twice (March 7th and 28th).

Named to the National Pitcher of the Year Award Watch List by the National College Baseball Hall of Fame, Buffett is 2-0 with three saves and a 0.82 ERA in seven relief outings in Big 12 play. He has allowed only one run in 11.0 innings while racking up 13 strikeouts against league foes.

Deep Threat

Dustin Williams tied for the OSU lead with six home runs last season — and in 15 games this year, he'd already equaled his long ball total of a year ago.

The Cowboys' junior first baseman is currently tied for the Big 12 lead with eight homers.

The left-handed hitting Williams was named the Big 12 Player of the Week on March 14 following a three-game stretch that saw him go 5-for-11 (.455) at the plate with four home runs, seven RBIs, 17 total bases and a 1.545 slugging percentage. He homered in all three games — including twice in one of them — and also drove in multiple runs in each contest.

Workhorse

Trey Cobb became the Cowboys' go-to pitcher out of the bullpen in 2015. His team-high 31 appearances marked the third most in a single season in OSU history, and the right-hander compiled a 5-2 record and two saves to go along with a 2.61 ERA. In 58.2 innings — all in relief — Cobb racked up 53 strikeouts, and opponents hit just .221 against him as he earned honorable mention All-Big 12 accolades.

Cobb has made 13 appearances this season, seven of those as a starter, and is 4-5 with two saves and a 3.19 ERA. He also ranks third in the Big 12 with a team-high 58 strikeouts in 48.0 innings, including a career-high 13 in six innings of work in a win against 18th-ranked Michigan and 12 in a victory vs. Baylor.

The opening day starter for the Cowboys vs. UT Arlington, Cobb's next six appearances came in relief before he re-joined the weekend starting rotation March 14 against Abilene Christian.

Cobb has twice been named the Big 12 Pitcher of the Week this season — April 4 and April 18.

Hit Man

Garrett Bengé put up video game numbers at the junior college level last season, and he's proving to be a valuable hitter in his first season in an OSU uniform.

As a freshman at Cowley County CC, Bengé was the 2015 NJCAA Division I Player of the Year after hitting .502 with 19 home runs, 97 RBIs, 26 doubles and four triples. In 59 games, he collected 103 hits and a .946 slugging percentage.

Now manning the hot corner in Stillwater, Bengé is as swung a consistent bat for the Cowboys as he's hitting .315 with a team-leading .496 slugging percentage and ranks second on the club with 25 RBIs.

Injuries Take A Toll

Several key Cowboys have missed significant time this season due to injury. A shoulder issue kept Garrett Williams out of action until a relief appearance on March 25, while Conor Costello (hamate) missed 14 games. Ryan Sluder (thumb) missed nine games, and Colin Simpson (hamate) was out of action for 15 — both returned to action off the bench at Wichita State.

After fouling a ball off his foot against Arkansas on March 29, Donnie Walton had to leave the game and was limited to pinch hitting and DH duties in the series at West Virginia.

Building A Winner

In the first three seasons as head coach at his alma mater (2013-15), Josh Holliday has built quite an impressive resume. Just a few of the highlights:

- OSU's .690 winning percentage was the highest among Big 12 teams from 2013-15;
- OSU has finished first or second in the conference standings each year (1st in 2014, 2nd in 2013 and 2015);
- The Cowboys finished in the top 10 in the national rankings in 2014 after ending the 2013 season ranked as high as No. 19. Counting the 2016 preseason polls, they've been nationally ranked for 52 consecutive weeks.
- In 2014, OSU advanced to the third Super Regional in program history and won its first-ever Big 12 Conference regular season championship;
- OSU has hosted two NCAA Regionals and been the top-seeded team both times;
- The Cowboys have earned three NCAA Regional berths and advanced to the regional championship round twice;
- OSU has won at least five of its eight Big 12 Conference series each season (5 in 2013, 7 in 2014, 6 in 2015).



GAME NOTES

CHASING HISTORY OSU CAREER/SEASON RECORDS

Career Sacrifice Hits

1. Donnie Walton (2013-pres.)	54
2. Gage Green (2012-15)	36
Fred Ocasio (1991-94)	36
4. Chris Gutierrez (2003-05)	31
5. Ty Wright (2004-07)	30
6. Keanon Simon (2004-07)	28
7. Saulyer Saxon (2011-14)	27
8. Scott Wade (1982-84)	21
9. Jacob Chappell (2015-pres.)	20
Gary Green (1981-84)	20
Grayson Mersch (1959-61)	20

Career Triples

1. Benji de la Rosa (1980-82)	20
2. Scott Wade (1982-84)	19
3. Corey Brown (2005-07)	17
...	
9. Five players tied with	10
...	
-- Dustin Williams (2014-pres.)	9

Career Hits

1. Robin Ventura (1986-88)	329
2. Brad Beanblossom (1987-90)	314
3. Ty Wright (2004-07)	309
...	
10. Billy Gasparino (1997-99)	252
...	
-- Donnie Walton (2013-pres.)	221

Career Games

1. Brad Beanblossom (1987-90)	271
2. Josh Holliday (1996-99)	256
3. Randy Whisler (1982-85)	237
...	
10. Robin Ventura (1986-88)	210
Monty Fariss (1986-88)	210
...	
Donnie Walton (2013-pres.)	196

Career Appearances

1. Rob Gaiko (1992-95)	87
Rob Linfante (1991-94)	87
3. Vince Wheeland (2011-14)	85
...	
10. Billy Kanwish (1990-93)	66
...	
Alex Hackerott (2013-pres.)	63
Trey Cobb (2014-pres.)	62

Hit For Cycle in Big 12 Era (since 1997)

Josh Fields vs. UT Pan American	4/15/03
Zach Johnson vs. Kansas State	4/29/11
J.R. Davis vs. West Virginia	4/3/16



The Cyclist

J.R. Davis made history in the series finale at West Virginia when he joined Josh Fields (2003) and Zach Johnson (2011) as the only OSU players to hit for the cycle during the Big 12 era (since 1997). The Cowboy second baseman is also one of just 18 Big 12 players to ever hit for the cycle.

After leading off Sunday's game vs. WVU with a walk, Davis delivered an RBI triple in the third and a leadoff single in the sixth. In the eighth, he hit his first-career home run, a two-run shot, and then in the ninth he recorded an RBI double to complete the cycle. He finished the historic day 4-for-4 with a career-high four RBIs and three runs scored.

Davis, a JUCO transfer who had not played since 2014 prior to joining OSU this season, appeared in just one of the Cowboys' first nine games this season but was inserted in the starting lineup at second base March 1 vs. Indiana State and has not left since. He owns a .324 batting average in 28 games, and the Cowboys are 15-4 with Davis batting in the leadoff spot.

Friday Night Filth

Thomas Hatch missed the 2015 season with a sprained UCL, but he has returned to the OSU rotation as the Cowboys' Friday night starter this year and is consistently displaying the talent he showed glimpses of as a freshman two years ago.

Hatch has made nine starts as a redshirt sophomore and is 2-1 with a 1.98 ERA, which ranks as the fifth lowest in the Big 12 in 2016. The right-hander leads the Cowboys with 59.0 innings pitched and has worked six or more innings in seven of his nine starts.

Fantastic Freshman

OSU's pitching staff is arguably the best in the Big 12, and Jensen Elliott is a big reason why. The freshman right-hander has been in the Cowboys' weekend starting rotation throughout the year, making nine starts and compiling a 4-2 record and 3.10 ERA.

Elliott won his first-career start on Feb. 20 at UT Arlington with five shutout innings, and in the series finale at West Virginia he became the first OSU freshman since Matt Smith in 1998 to throw a complete game. In that game, he threw 133 pitches and allowed just one run on four hits while striking out four in a performance that earned him Big 12 Pitcher of the Week honors. He was also named the Big 12 Newcomer of the Week on April 18 following his win over Baylor.

Elliott has recorded at least four strikeouts in seven of his nine outings this season, including racking up a career-high eight against No. 18 Michigan.

Sluder's Surge

One of the Cowboys breakout stars last season was outfielder Ryan Sluder, who hit .284 with 67 at-bats in 35 games as a freshman but blossomed into an All-Big 12 Second Team performer in 2015.

As a sophomore, Sluder was second on the Cowboys with a .309 batting average, and led the club with 14 doubles and six homers. The Texan went on a tear in league games as he led OSU with a .403 average — the highest in the conference in Big 12 play — to go along with five homers, 10 RBIs and a .710 slugging percentage.

Sluder, who was named to the 2016 Perfect Game Preseason All-America Third Team, has been limited to 23 games this season due to injury.

Two-Way Threat

Conor Costello is another Cowboy who could have begun his professional career in 2015 but instead chose to return to Stillwater for his senior season in 2016 after being drafted in the 38th round by the Pittsburgh Pirates last June.

Costello's role is a big one as he'll be counted on to contribute on the mound and at the plate. In his first two seasons in an OSU uniform, he smashed 15 home runs and collected 62 RBIs in 108 games, while also going 2-1 with a save in nine pitching appearances.

Named to the John Olerud Two-Way Player of the Year Award Watch List a year ago, Costello is expected to take on an increased pitching role in '16 after a season in which he went 2-0 with a save and a 1.67 ERA in seven outings.

Costello appeared in 10 of the Cowboys' first 12 games this season as the DH before a broken hamate bone suffered on March 6 caused him to miss OSU's next 14 contests. He returned to action and made his first pitching appearance of the season with an inning of relief in the Saturday game at West Virginia.

Award Tour

OSU has had eight Big 12 weekly award winners in 2016, the fifth-most in a single season in conference history (the record is 11). The Cowboys are also only the seventh team in league history to record five or more Big 12 Pitcher of the Week honors in a single season and first since 2013.

Tyler Buffett (March 7 and March 28) and Trey Cobb (April 4 and April 18) have each been named Big 12 Pitcher of the Week twice, while Jensen Elliott has been the Big 12 Pitcher of the Week (April 4) and Newcomer of the Week (April 18). Other winners are Dustin Williams (Player of Week on March 14 and J.R. Davis (Newcomer of Week on April 4).

Short Hops

OSU is 27th in the latest official NCAA RPI ... The Cowboys have turned 44 double plays this season, which ranks fourth nationally ... OSU is 5-7 against ranked teams this season.

OKSTATE.COM
f t y g+ i OSUATHLETICS



COWBOYS IN THE RANKINGS

Baseball America (April 18)

1. Miami (Fla.)	29-5
2. Florida	33-5
3. Texas A&M	29-7
4. TCU	27-8
5. LSU	25-11
6. Louisville	29-7
7. Mississippi State	24-12
8. Vanderbilt	28-8
9. UC Santa Barbara	24-7
10. Texas Tech	29-9
11. Florida State	23-11
12. South Carolina	29-8
13. Rice	24-11
14. North Carolina State	26-10
15. Mississippi	26-10
16. North Carolina	25-11
17. Long Beach State	21-13
18. Michigan	25-9
19. Kentucky	23-12
20. California	21-11
21. Florida Atlantic	25-8
22. Oregon State	23-9
23. Michigan State	25-7
24. Louisiana-Lafayette	24-12
25. Coastal Carolina	27-10

USA Today (April 18)

1. Miami (Fla.)	29-5
2. Florida	33-5
3. Texas A&M	29-7
4. Louisville	29-7
5. Vanderbilt	28-8
6. TCU	27-8
7. LSU	25-11
8. South Carolina	29-8
9. North Carolina State	26-10
10. Florida State	23-11
11. Mississippi State	24-12
12. Oregon State	23-9
13. Texas Tech	29-9
14. UC Santa Barbara	24-7
15. North Carolina	25-11
16. Mississippi	26-10
17. Florida Atlantic	25-8
18. California	21-11
19. Missouri State	27-8
20. Rice	24-11
21. BYU	27-7
22. Virginia	23-15
23. Clemson	24-12
24. Louisiana-Lafayette	24-12
25. Michigan	25-9

NCBWA (April 18)

1. Florida	33-5
2. Miami (Fla.)	29-5
3. Texas A&M	29-7
4. Vanderbilt	28-8
5. Louisville	29-7
6. TCU	27-8
7. Mississippi State	24-12
8. LSU	25-11
9. Florida State	23-11
10. North Carolina State	26-10
11. South Carolina	29-8
12. Oregon State	23-9
13. North Carolina	25-11
14. UC Santa Barbara	24-7
15. Mississippi	26-10
16. Texas Tech	29-9
17. Missouri State	27-8
18. California	21-11
19. Florida Atlantic	25-8
20. Louisiana-Lafayette	24-12
21. Michigan	25-9
22. Virginia	23-15
23. Clemson	24-12
24. BYU	27-7
25. Oklahoma State	22-13
26. Georgia Tech	24-11
27. Rice	24-11
28. Coastal Carolina	27-10
29. Kentucky	23-12
30. Michigan State	25-7

Collegiate Baseball (April 18)

1. Miami (Fla.)	29-5
2. Florida	33-5
3. Louisville	29-7
4. South Carolina	29-8
5. Texas A&M	29-7
6. Vanderbilt	28-8
7. Texas Tech	29-9
8. TCU	27-8
9. Florida State	23-11
10. Mississippi State	24-12
11. UC Santa Barbara	24-7
12. Kentucky	23-12
13. North Carolina State	26-10
14. California	21-11
15. LSU	25-11
16. Missouri State	27-8
17. Oregon State	23-9
18. Coastal Carolina	27-10
19. Southern Miss	27-10
20. Virginia	23-15
21. North Carolina	25-11
22. Minnesota	21-11
23. South Alabama	27-10
24. Rice	24-11
25. Creighton	25-7
26. Florida Atlantic	25-8
27. Washington	19-12
28. Cal State Fullerton	21-13
29. Notre Dame	21-12
30. BYU	27-7

D1Baseball (April 18)

1. Miami (Fla.)	29-5
2. Florida	33-5
3. Texas A&M	29-7
4. Vanderbilt	28-8
5. Louisville	29-7
6. Mississippi State	24-12
7. Florida State	23-11
8. North Carolina State	26-10
9. TCU	27-8
10. LSU	25-11
11. Texas Tech	29-9
12. South Carolina	29-8
13. UC Santa Barbara	24-7
14. Oregon State	23-9
15. Rice	24-11
16. Mississippi	26-10
17. North Carolina	25-11
18. Long Beach State	21-13
19. Kentucky	23-12
20. East Carolina	23-12
21. Coastal Carolina	27-10
22. Clemson	24-12
23. California	21-11
24. Louisiana-Lafayette	24-12
25. Minnesota	21-11

Perfect Game (April 18)

1. Miami (Fla.)	29-5
2. Florida	33-5
3. Texas A&M	29-7
4. TCU	27-8
5. Mississippi State	24-12
6. Vanderbilt	28-8
7. Louisville	29-7
8. Florida State	23-11
9. North Carolina State	26-10
10. Texas Tech	29-9
11. South Carolina	29-8
12. Oregon State	23-9
13. LSU	25-11
14. Mississippi	26-10
15. North Carolina	25-11
16. Coastal Carolina	27-10
17. UC Santa Barbara	24-7
18. California	21-11
19. Florida Atlantic	25-8
20. BYU	27-7
21. Michigan State	25-7
22. Michigan	25-9
23. Rice	24-11
24. Dallas Baptist	23-11
25. Kentucky	23-12

Cowboys Week-By-Week In The National Polls

	Baseball America	USA Today	NCBWA	Collegiate Baseball	D1Baseball	Perfect Game
Preseason	9	10	11	25	8	7
Feb. 22	13	No poll	16	NR	12	11
Feb. 29	22	No poll	27	NR	25	24
March 7	22	NR	26	NR	25	23
March 14	22	NR	24	NR	25	23
March 21	19	25	22	NR	22	20
March 28	16	20	18	NR	21	16
April 4	16	25	19	NR	23	17
April 11	NR	RV	27	NR	NR	NR
April 18	NR	RV	25	NR	NR	NR



2016 OVERALL STATISTICS

(All games Sorted by Batting avg)

Record: 23-13 Home: 10-6 Away: 12-6 Neutral: 1-1 Big 12: 7-5

Player	avg	gp-gs	ab	r	h	2b	3b	hr	rbi	tb	slg%	bb	hp	so	gdp	ob%	sf	sh	sb-att	po	a	e	fld%
5 Walton, Donnie	.344	36-34	131	25	45	9	1	1	21	59	.450	18	7	17	1	.443	2	2	8-12	40	94	7	.950
2 Davis, J.R.	.324	28-27	102	15	33	6	1	1	14	44	.431	11	2	9	5	.397	1	2	4-6	46	95	5	.966
7 Bengel, Garrett	.315	36-34	127	19	40	10	2	3	25	63	.496	18	2	34	2	.403	2	0	3-4	25	53	8	.907
28 Hassel, Corey	.257	36-36	136	27	35	13	1	2	16	56	.412	14	7	35	3	.352	2	7	7-13	59	1	0	1.000
13 Littell, Jon	.254	32-31	114	16	29	4	0	2	13	39	.342	12	0	27	2	.325	0	5	3-5	41	3	0	1.000
22 Williams, Dustin	.214	36-36	131	17	28	3	1	8	26	57	.435	21	0	47	0	.318	2	0	2-4	337	20	5	.986
16 Theroux, Collin	.131	33-32	99	14	13	2	0	3	13	24	.242	18	2	57	1	.277	0	3	0-0	268	29	4	.987

24 Costello, Conor	.237	13-10	38	5	9	2	0	1	9	14	.368	12	1	6	0	.423	1	0	0-1	0	0	1	.000
18 Simpson, Colin	.235	15-7	34	4	8	1	1	2	5	17	.500	4	1	9	0	.333	0	0	0-0	26	8	1	.971
3 McCain, Garrett	.209	27-20	67	16	14	3	0	0	5	17	.254	15	5	15	1	.391	0	3	9-11	46	0	1	.979
44 Rosa, Andrew	.200	22-13	50	10	10	1	0	0	6	11	.220	10	4	13	1	.375	0	1	3-5	10	1	0	1.000
8 Sluder, Ryan	.169	24-22	83	14	14	2	0	3	8	25	.301	8	1	26	1	.250	0	3	2-2	32	0	0	1.000
6 Petrino, David	.160	12-5	25	3	4	1	0	0	2	5	.200	2	1	2	0	.241	1	0	0-1	6	7	0	1.000
4 Chappell, Jacob	.158	28-11	38	2	6	0	0	0	4	6	.158	4	0	10	1	.233	1	4	1-1	24	58	3	.965
38 Gallo, Nick	.000	2-0	0	0	0	0	0	0	0	0	.000	0	0	0	0	.000	0	0	0-0	0	0	0	.000
45 Hatch, Thomas	.000	2-2	0	0	0	0	0	0	0	0	.000	0	0	0	0	.000	0	0	0-0	3	12	2	.882
25 Cobb, Trey	.000	4-4	0	0	0	0	0	0	0	0	.000	0	0	0	0	.000	0	0	0-0	4	9	0	1.000
Totals	.245	36	1175	187	288	57	7	26	167	437	.372	167	33	307	18	.352	12	30	42-65	973	426	40	.972
Opponents	.236	36	1195	129	282	43	2	13	117	368	.308	149	27	306	35	.333	6	25	22-33	957	349	44	.967

LOB - Team (273), Opp (302). DPs turned - Team (44), Opp (23). CI - Team (2), Theroux 2. IBB - Team (5), McCain 1, Bengel 1, Williams, D. 1, Davis 1, Littell 1, Opp (4). Picked off - Davis 2, McCain 1, Costello 1, Littell 1.

(All games Sorted by Earned run avg)

Player	era	w-l	app	gs	cg	sho	sv	ip	h	r	er	bb	so	2b	3b	hr	b/avg	wp	hp	bks	sfa	sha
37 Buffett, Tyler	1.65	5-1	21	1	0	0/3	6	43.2	28	10	8	18	46	5	0	0	.183	2	5	0	0	6
45 Hatch, Thomas	1.98	2-1	9	9	0	0/1	0	59.0	56	16	13	19	44	2	0	1	.262	2	3	0	1	6
34 Elliott, Jensen	3.10	4-2	9	9	1	0/1	0	49.1	44	20	17	18	40	8	0	3	.235	7	7	0	2	2
25 Cobb, Trey	3.19	4-5	13	7	0	0/1	2	48.0	56	22	17	16	58	8	0	4	.292	1	1	0	0	5
27 Mertz, Michael	4.17	1-2	11	6	0	0/2	1	36.2	32	18	17	21	41	9	0	1	.239	5	4	1	0	2

42 Cowan, Jake	0.00	0-0	2	0	0	0/0	0	3.2	1	0	0	3	3	0	0	0	.083	0	0	0	0	0
39 Hackerott, Alex	0.00	0-0	7	0	0	0/0	0	2.2	2	0	0	3	1	0	0	0	.200	0	0	0	0	0
24 Costello, Conor	0.00	0-0	1	0	0	0/0	0	1.0	1	1	0	0	0	0	0	0	.333	0	0	0	1	0
31 Wilson, Matt	0.00	0-0	1	0	0	0/1	0	1.0	1	0	0	0	0	0	0	0	.333	0	0	0	0	0
19 Teel, Carson	1.93	1-0	8	0	0	0/0	0	9.1	5	6	2	4	9	1	0	2	.143	1	0	0	0	0
43 Battenfield, Blake	2.62	1-1	16	0	0	0/0	2	24.0	21	11	7	12	12	2	0	1	.241	0	2	0	2	1
46 Lienhard, Joe	3.12	1-0	7	2	0	0/0	0	8.2	7	6	3	10	7	1	0	0	.226	0	0	0	0	1
32 Leeper, Ben	3.18	0-0	2	2	0	0/0	0	5.2	3	2	2	4	8	1	0	0	.150	2	1	0	0	0
30 Reed, Remey	3.67	3-1	17	0	0	0/1	1	27.0	18	12	11	13	33	5	1	1	.189	4	3	0	0	2
15 Williams, Garrett	6.75	1-0	4	0	0	0/0	0	2.2	4	3	2	7	2	1	1	0	.400	1	0	0	0	0
36 Simpson, Max	9.00	0-0	3	0	0	0/0	0	2.0	3	2	2	1	2	0	0	0	.333	0	1	0	0	0
Totals	2.80	23-13	36	36	1	3/3	12	324.1	282	129	101	149	306	43	2	13	.236	25	27	1	6	25
Opponents	4.49	13-23	36	36	0	2/2	4	319.0	288	187	159	167	307	57	7	26	.245	30	33	9	12	30

PB - Team (15), Theroux 12, Simpson, C. 3, Opp (9). Pickoffs - Team (4), Reed 2, Elliott 1, Hatch 1, Opp (5). SBA/ATT - Theroux (16-25), Mertz (7-10), Simpson, C. (6-7), Cobb (3-5), Elliott (3-4), Hatch (3-4), Battenfield (2-3), Lienhard (1-3), Buffett (2-3), Leeper (1-1).



2016 BIG 12 CONFERENCE STATISTICS

(Big 12 games only Sorted by Batting avg)

Record: 7-5 Home: 0-3 Away: 7-2 Big 12: 7-5

Player	avg	gp-gs	ab	r	h	2b	3b	hr	rbi	tb	slg%	bb	hp	so	gdp	ob%	sf	sh	sb-att	po	a	e	fld%
2 Davis, J.R.	.347	12-12	49	8	17	4	1	1	13	26	.531	3	1	5	2	.389	1	1	1-2	24	45	1	.986
5 Walton, Donnie	.340	12-10	47	4	16	4	0	0	7	20	.426	1	1	4	1	.360	1	0	0-1	12	34	3	.939
13 Littell, Jon	.286	10-10	35	5	10	1	0	1	3	14	.400	3	0	8	1	.342	0	2	2-2	10	2	0	1.000
7 Benge, Garrett	.244	12-12	45	5	11	2	0	2	10	19	.422	7	1	13	1	.358	0	0	0-0	11	20	5	.861
28 Hassel, Corey	.196	12-12	51	5	10	5	0	0	3	15	.294	2	1	16	2	.241	0	2	0-2	18	0	0	1.000
8 Sluder, Ryan	.184	12-12	49	8	9	1	0	1	5	13	.265	2	0	13	0	.216	0	2	1-1	15	0	0	1.000
22 Williams, Dustin	.159	12-12	44	3	7	0	0	1	4	10	.227	9	0	14	0	.302	0	0	1-3	134	9	1	.993

6 Petrino, David	.429	4-0	7	0	3	0	0	0	0	3	.429	0	0	0	0	.429	0	0	0-1	0	0	0	.000
24 Costello, Conor	.333	2-1	3	0	1	0	0	0	0	1	.333	2	0	0	0	.600	0	0	0-0	0	0	1	.000
3 McCain, Garrett	.300	9-3	10	4	3	1	0	0	0	4	.400	5	1	2	0	.563	0	0	0-0	7	0	0	1.000
18 Simpson, Colin	.190	8-3	21	4	4	1	0	2	4	11	.524	2	1	5	0	.292	0	0	0-0	11	5	0	1.000
16 Theroux, Collin	.167	11-10	24	5	4	0	0	1	1	7	.292	7	2	16	0	.394	0	1	0-0	70	17	1	.989
4 Chappell, Jacob	.100	8-4	10	2	1	0	0	0	1	1	.100	2	0	5	0	.250	0	2	1-1	9	16	0	1.000
44 Rosa, Andrew	.000	6-3	10	1	0	0	0	0	0	0	.000	2	1	3	0	.231	0	0	1-2	0	0	0	.000
38 Gallo, Nick	.000	2-0	0	0	0	0	0	0	0	0	.000	0	0	0	0	.000	0	0	0-0	0	0	0	.000
45 Hatch, Thomas	.000	1-1	0	0	0	0	0	0	0	0	.000	0	0	0	0	.000	0	0	0-0	1	4	1	.833
25 Cobb, Trey	.000	3-3	0	0	0	0	0	0	0	0	.000	0	0	0	0	.000	0	0	0-0	2	6	0	1.000
Totals	.237	12	405	54	96	19	1	9	51	144	.356	47	9	104	7	.328	2	10	7-15	327	177	15	.971
Opponents	.273	12	414	57	113	16	1	8	52	155	.374	45	9	95	16	.356	1	11	5-8	333	110	12	.974

LOB - Team (86), Opp (96). DPs turned - Team (18), Opp (9). IBB - Team (3), Littell 1, Davis 1, McCain 1, Opp (2). Picked off - Davis 1, McCain 1.

(Big 12 games only Sorted by Earned run avg)

Player	era	w-l	app	gs	cg	sho	sv	ip	h	r	er	bb	so	2b	3b	hr	b/avg	wp	hp	bks	sfa	sha
45 Hatch, Thomas	1.93	1-1	4	4	0	0/0	0	28.0	24	8	6	12	24	1	0	1	.245	2	1	0	0	3
25 Cobb, Trey	3.91	1-2	4	4	0	0/0	0	23.0	30	12	10	8	28	5	0	2	.316	1	0	0	0	3
34 Elliott, Jensen	4.01	2-1	4	4	1	0/0	0	24.2	20	12	11	8	12	3	0	2	.220	3	4	0	0	1

19 Teel, Carson	0.00	0-0	2	0	0	0/0	0	2.0	2	4	0	1	1	0	0	1	.222	0	0	0	0	0
24 Costello, Conor	0.00	0-0	1	0	0	0/0	0	1.0	1	1	0	0	0	0	0	0	.333	0	0	0	1	0
39 Hackerott, Alex	0.00	0-0	2	0	0	0/0	0	1.0	2	0	0	0	1	0	0	0	.400	0	0	0	0	0
37 Buffett, Tyler	0.82	2-0	7	0	0	0/0	3	11.0	8	1	1	3	13	1	0	0	.200	0	2	0	0	2
27 Mertz, Michael	6.00	0-0	1	0	0	0/0	0	3.0	3	2	2	1	3	2	0	0	.300	1	0	0	0	1
15 Williams, Garrett	6.75	1-0	2	0	0	0/0	0	2.2	4	3	2	3	2	1	1	0	.400	1	0	0	0	0
30 Reed, Remey	7.11	0-0	6	0	0	0/0	0	6.1	5	6	5	4	7	1	0	1	.217	1	1	0	0	0
43 Battenfield, Blake	8.53	0-1	5	0	0	0/0	0	6.1	13	6	6	4	4	2	0	1	.448	0	1	0	0	1
46 Lienhard, Joe	99.00	0-0	1	0	0	0/0	0	0.0	1	2	1	1	0	0	0	0	1.000	0	0	0	0	0
Totals	3.63	7-5	12	12	1	0/0	3	109.0	113	57	44	45	95	16	1	8	.273	9	9	0	1	11
Opponents	3.89	5-7	12	12	0	0/0	1	111.0	96	54	48	47	104	19	1	9	.237	10	9	4	2	10

PB - Team (6), Theroux 5, Simpson, C. 1, Opp (1). Pickoffs - Team (2), Reed 2, Opp (2). SBA/ATT - Theroux (4-7), Cobb (2-2), Elliott (1-2), Hatch (1-2), Simpson, C. (1-1), Buffett (1-1), Mertz (0-1).



2016 SUMMARY

Score by innings	1	2	3	4	5	6	7	8	9	EX	Total
Oklahoma State	19	17	19	21	19	29	19	30	5	9	187
Opponents	12	11	22	11	8	18	10	15	16	6	129

Record when ...

Overall	23-13	After 6 leading	17-1
Conference	7-5 trailing	1-9
Non-Conference	16-8 tied	5-3
Home games	10-6	After 7 leading	19-1
Away games	12-6 trailing	1-9
Neutral site	1-1 tied	3-2
Day games	15-10	After 8 leading	21-1
Night games	8-3 trailing	0-8
vs Left starter	9-6 tied	2-3
vs Right starter	14-7		
1-Run games	10-7	Hit 0 home runs	11-8
2-Run games	2-2	... 1 home run	5-4
5+Run games	7-2	... 2+ home runs	7-1
Extra innings	3-3		
Shutouts	3-2	Opponent 0 home runs	17-9
	 1 home run	5-2
Scoring 0-2 runs	2-7 2+ HRs	1-2
..... 3-5 runs	8-5		
..... 6-9 runs	10-1	Made 0 errors	2-5
..... 10+ runs	3-0 1 error	15-6
	 2+ errors	6-2
Opponent 0-2 runs	12-2		
..... 3-5 runs	9-8	Opp. made 0 errors	3-7
..... 6-9 runs	2-2 1 error	11-5
..... 10+ runs	0-1 2+ errors	9-1
Scored in 1st inning	8-4	Out-hit opponent	12-2
Opp. scored in 1st	2-8	Out-hit by opponent	8-9
Scores first	20-4	Hits are tied	3-2
Opp. scores first	3-9		

Record when team scores:

Runs	0	1	2	3	4	5	6	7	8	9	10+
W-L	0-2	1-2	1-3	2-2	1-2	5-1	3-1	2-0	4-0	1-0	3-0

Record when opponent scores:

Runs	0	1	2	3	4	5	6	7	8	9	10+
W-L	3-0	4-0	5-2	3-1	5-4	1-3	1-0	1-1	0-1	0-0	0-1

Record when leading after:

Inn.	1	2	3	4	5	6	7	8
W-L	7-3	10-3	15-0	18-0	18-1	17-1	19-1	21-1

Record when trailing after:

Inn.	1	2	3	4	5	6	7	8
W-L	1-5	1-4	1-6	1-7	2-9	1-9	1-9	0-8

Record when tied after:

Inn.	1	2	3	4	5	6	7	8
W-L	15-5	12-6	7-7	4-6	3-3	5-3	3-2	2-3

Current winning streak: 4

Longest winning streak: 7

Longest losing streak: 4

Home attendance : 16140 (16 dates avg = 1008)

Away attendance : 32878 (20 dates avg = 1643)

Total attendance: 49018 (36 dates avg = 1361)



2016 MISCELLANEOUS STATS

Multiple Hit Games	2	3	4	5+	Total
5 Walton, Donnie	11	4	-	-	15
2 Davis, J.R.	7	2	1	-	10
28 Hassel, Corey	8	1	-	-	9
13 Littell, Jon	6	2	-	-	8
7 Bengue, Garrett	4	3	-	-	7
22 Williams, Dustin	6	1	-	-	7
44 Rosa, Andrew	2	1	-	-	3
8 Sluder, Ryan	3	-	-	-	3
3 McCain, Garrett	2	1	-	-	3
16 Theroux, Collin	1	1	-	-	2
6 Petrino, David	1	-	-	-	1
4 Chappell, Jacob	1	-	-	-	1
18 Simpson, Colin	1	-	-	-	1
24 Costello, Conor	1	-	-	-	1
TEAM	54	16	1	0	71

Multiple RBI Games	2	3	4	5+	Total
7 Bengue, Garrett	3	4	-	-	7
22 Williams, Dustin	5	1	-	1	7
5 Walton, Donnie	5	1	-	-	6
2 Davis, J.R.	4	-	1	-	5
16 Theroux, Collin	1	2	1	-	4
13 Littell, Jon	2	1	1	-	4
24 Costello, Conor	4	-	-	-	4
28 Hassel, Corey	2	-	1	-	3
8 Sluder, Ryan	3	-	-	-	3
44 Rosa, Andrew	2	-	-	-	2
6 Petrino, David	1	-	-	-	1
18 Simpson, Colin	1	-	-	-	1
3 McCain, Garrett	-	1	-	-	1
TEAM	33	10	4	1	48

Hitting Streaks	Longest	Current
7 Bengue, Garrett	9	6
5 Walton, Donnie	9	9
28 Hassel, Corey	8	1
22 Williams, Dustin	6	-
13 Littell, Jon	6	2
2 Davis, J.R.	6	3
3 McCain, Garrett	5	-
16 Theroux, Collin	5	-
18 Simpson, Colin	4	1
24 Costello, Conor	3	-
8 Sluder, Ryan	3	-
6 Petrino, David	2	2
4 Chappell, Jacob	2	1
44 Rosa, Andrew	2	1

Reached Base Streaks	Longest	Current
28 Hassel, Corey	18	1
7 Bengue, Garrett	17	6
5 Walton, Donnie	17	9
22 Williams, Dustin	13	-
24 Costello, Conor	12	12
2 Davis, J.R.	10	3
44 Rosa, Andrew	9	1
16 Theroux, Collin	9	-
18 Simpson, Colin	8	8
3 McCain, Garrett	7	1
13 Littell, Jon	7	2
8 Sluder, Ryan	3	-
6 Petrino, David	3	2
4 Chappell, Jacob	2	1

Starting Lineup By Position (Team W-L record when starter)

PITCHER:		
34 Elliott, Jensen	9	(6-3)
45 Hatch, Thomas	9	(6-3)
25 Cobb, Trey	7	(4-3)
27 Mertz, Michael	6	(3-3)
46 Lienhard, Joe	2	(2-0)
32 Leeper, Ben	2	(1-1)
37 Buffett, Tyler	1	(1-0)
CATCHER:		
16 Theroux, Collin	32	(21-11)
18 Simpson, Colin	4	(2-2)
FIRST BASE:		
22 Williams, Dustin	36	(23-13)
SECOND BASE:		
2 Davis, J.R.	26	(18-8)
4 Chappell, Jacob	8	(3-5)
6 Petrino, David	2	(2-0)
THIRD BASE:		
7 Bengue, Garrett	33	(22-11)
6 Petrino, David	2	(1-1)
44 Rosa, Andrew	1	(0-1)
SHORTSTOP:		
5 Walton, Donnie	33	(22-11)
4 Chappell, Jacob	3	(1-2)
LEFT FIELD:		
13 Littell, Jon	30	(21-9)
3 McCain, Garrett	5	(2-3)
44 Rosa, Andrew	1	(0-1)
CENTER FIELD:		
8 Sluder, Ryan	22	(13-9)
3 McCain, Garrett	13	(10-3)
28 Hassel, Corey	1	(0-1)
RIGHT FIELD:		
28 Hassel, Corey	35	(23-12)
13 Littell, Jon	1	(0-1)
DESIGNATED HITTER:		
44 Rosa, Andrew	11	(11-0)
24 Costello, Conor	10	(5-5)
25 Cobb, Trey	4	(0-4)
18 Simpson, Colin	3	(2-1)
45 Hatch, Thomas	2	(1-1)
3 McCain, Garrett	2	(1-1)
6 Petrino, David	1	(1-0)
7 Bengue, Garrett	1	(0-1)
5 Walton, Donnie	1	(1-0)
2 Davis, J.R.	1	(1-0)

Starting Lineup By Lineup Spot (Team W-L record when starter)

LEADOFF:		
2 Davis, J.R.	19	(15-4)
28 Hassel, Corey	12	(6-6)
3 McCain, Garrett	3	(0-3)
8 Sluder, Ryan	1	(1-0)
44 Rosa, Andrew	1	(1-0)
2ND SPOT:		
28 Hassel, Corey	15	(12-3)
3 McCain, Garrett	6	(5-1)
8 Sluder, Ryan	4	(1-3)
13 Littell, Jon	4	(2-2)
2 Davis, J.R.	3	(0-3)
44 Rosa, Andrew	3	(2-1)
5 Walton, Donnie	1	(1-0)
3RD SPOT:		
5 Walton, Donnie	33	(22-11)
7 Bengue, Garrett	3	(1-2)
CLEANUP:		
22 Williams, Dustin	15	(12-3)
7 Bengue, Garrett	12	(6-6)
24 Costello, Conor	6	(3-3)
28 Hassel, Corey	3	(2-1)
5TH SPOT:		
22 Williams, Dustin	14	(7-7)
7 Bengue, Garrett	9	(9-3)
28 Hassel, Corey	6	(3-3)
18 Simpson, Colin	5	(3-2)
8 Sluder, Ryan	1	(0-1)
24 Costello, Conor	1	(1-0)
6TH SPOT:		
13 Littell, Jon	12	(10-2)
8 Sluder, Ryan	10	(7-3)
22 Williams, Dustin	7	(4-3)
7 Bengue, Garrett	3	(1-2)
2 Davis, J.R.	2	(1-1)
18 Simpson, Colin	1	(0-1)
44 Rosa, Andrew	1	(0-1)
7TH SPOT:		
13 Littell, Jon	8	(4-4)
44 Rosa, Andrew	8	(8-0)
7 Bengue, Garrett	7	(5-2)
8 Sluder, Ryan	6	(4-2)
6 Petrino, David	2	(2-0)
24 Costello, Conor	2	(0-2)
25 Cobb, Trey	2	(0-2)
3 McCain, Garrett	1	(0-1)
8TH SPOT:		
16 Theroux, Collin	15	(10-5)
13 Littell, Jon	7	(5-2)
2 Davis, J.R.	3	(3-0)
4 Chappell, Jacob	2	(1-1)
45 Hatch, Thomas	2	(1-1)
6 Petrino, David	2	(1-1)
25 Cobb, Trey	2	(0-2)
18 Simpson, Colin	1	(1-0)
3 McCain, Garrett	1	(0-1)
24 Costello, Conor	1	(1-0)
9TH SPOT:		
16 Theroux, Collin	17	(11-6)
4 Chappell, Jacob	9	(3-6)
3 McCain, Garrett	9	(8-1)
6 Petrino, David	1	(1-0)



2016 OSU GAME HIGHS

TEAM GAME HIGHS

Batting

At bats:	45	-	at Baylor (Apr 15, 2016)
Runs scored:	17	-	at Wichita State (Mar 22, 2016)
Hits:	17	-	vs Abilene Christian (Mar 12, 2016)
RBIs:	16	-	at Wichita State (Mar 22, 2016)
Doubles:	6	-	vs Abilene Christian (Mar 12, 2016)
Triples:	2	-	at Wichita State (Mar 22, 2016)
Home runs:	3	-	vs Abilene Christian (Mar 12, 2016)
Total bases:	32	-	vs Abilene Christian (Mar 12, 2016)
Walks:	11	-	vs Michigan (Mar 19, 2016)
Strikeouts:	16	-	at Missouri State (Mar 08, 2016)
Sac hits:	3	-	(4 times)
Sac flies:	2	-	vs Incarnate Word (Mar 01, 2016)
	2	-	vs Abilene Christian (Mar 14, 2016)
Stolen bases:	8	-	vs Incarnate Word (Mar 01, 2016)
Hit by pitch:	4	-	at Dallas Baptist (Mar 15, 2016)
Caught stealing:	2	-	at Dallas Baptist (Mar 15, 2016)
	2	-	vs Texas Tech (Apr 10, 2016)
Runners LOB:	12	-	at Dallas Baptist (Mar 15, 2016)
	12	-	at Kansas State (Mar 26, 2016)
Hit into DP:	3	-	vs Stephen F. Austin (Feb 21, 2016 at Arlington, Texas)

Fielding

Putouts:	36	-	at Baylor (Apr 15, 2016)
Assists:	26	-	at Baylor (Apr 15, 2016)
Errors:	4	-	vs Abilene Christian (Mar 14, 2016)
Passed balls:	2	-	vs Stephen F. Austin (Feb 20, 2016 at Arlington, Texas)
	2	-	at Kansas State (Mar 25, 2016)
DPs turned:	4	-	vs Texas Tech (Apr 09, 2016)
	4	-	at Baylor (Apr 15, 2016)

Pitching

Innings pitched:	12.0	-	at Baylor (Apr 15, 2016)
Runs allowed:	15	-	vs Texas Tech (Apr 10, 2016)
Earned runs:	15	-	vs Texas Tech (Apr 10, 2016)
Walks allowed:	10	-	at North Carolina (Feb 27, 2016)
Strikeouts:	17	-	vs Michigan (Mar 19, 2016)
Hits allowed:	18	-	vs Texas Tech (Apr 10, 2016)
Doubles allowed:	4	-	vs Texas Tech (Apr 09, 2016)
	4	-	at Oklahoma (Apr 20, 2016)
Triples allowed:	1	-	vs Stephen F. Austin (Feb 21, 2016 at Arlington, Texas)
	1	-	vs Texas Tech (Apr 09, 2016)
Homers allowed:	2	-	at Missouri State (Mar 08, 2016)
	2	-	at West Virginia (Apr 01, 2016)
	2	-	at West Virginia (Apr 02, 2016)
Wild pitches:	2	-	(6 times)
Hit batters:	3	-	at Wichita State (Mar 22, 2016)
	3	-	at Kansas State (Mar 26, 2016)

INDIVIDUAL GAME HIGHS

Batting

At bats:	6	-	(5 times)
Runs scored:	3	-	(6 times)
Hits:	4	-	Davis, J.R. at West Virginia (Apr 03, 2016)
RBIs:	5	-	Williams, Dustin at North Carolina (Feb 27, 2016)
Doubles:	2	-	(5 times)
Triples:	1	-	(7 times)
Home runs:	2	-	Williams, Dustin vs Abilene Christian (Mar 12, 2016)
Total bases:	10	-	Davis, J.R. at West Virginia (Apr 03, 2016)
Walks:	3	-	Theroux, Collin vs Michigan (Mar 18, 2016)
	3	-	Littell, Jon vs Michigan (Mar 19, 2016)
	3	-	Walton, Donnie vs Michigan (Mar 20, 2016)
Strikeouts:	4	-	(6 times)
Sac hits:	2	-	McCain, Garrett vs Incarnate Word (Mar 02, 2016)
	2	-	Littell, Jon at Dallas Baptist (Mar 15, 2016)
Sac flies:	1	-	(12 times)
Stolen bases:	4	-	McCain, Garrett vs Incarnate Word (Mar 01, 2016)
Hit by pitch:	2	-	McCain, Garrett vs Abilene Christian (Mar 14, 2016)
	2	-	Walton, Donnie at Dallas Baptist (Mar 15, 2016)
	2	-	Rosa, Andrew vs Michigan (Mar 19, 2016)
Caught stealing:	2	-	Hassel, Corey at Dallas Baptist (Mar 15, 2016)
Runners LOB:	6	-	Hassel, Corey at Kansas State (Mar 26, 2016)

Fielding

Putouts:	18	-	Theroux, Collin vs Michigan (Mar 19, 2016)
Assists:	9	-	Walton, Donnie at Baylor (Apr 15, 2016)
Errors:	2	-	Elliott, Jensen at Kansas State (Mar 26, 2016)
Passed balls:	2	-	Theroux, Collin vs Stephen F. Austin (Feb 20, 2016 at Arlington, Texas)
	2	-	Theroux, Collin at Kansas State (Mar 25, 2016)

Pitching

Innings pitched:	9.0	-	Elliott, Jensen at West Virginia (Apr 03, 2016)
Runs allowed:	8	-	Elliott, Jensen vs Texas Tech (Apr 10, 2016)
Earned runs:	8	-	Elliott, Jensen vs Texas Tech (Apr 10, 2016)
Walks allowed:	5	-	Mertz, Michael at North Carolina (Feb 27, 2016)
Strikeouts:	13	-	Cobb, Trey vs Michigan (Mar 19, 2016)
Hits allowed:	11	-	Cobb, Trey at West Virginia (Apr 02, 2016)
Doubles allowed:	3	-	Mertz, Michael at Oklahoma (Apr 20, 2016)
Triples allowed:	1	-	Reed, Remy vs Stephen F. Austin (Feb 21, 2016 at Arlington, Texas)
	1	-	Williams, Garrett vs Texas Tech (Apr 09, 2016)
Homers allowed:	2	-	Cobb, Trey at West Virginia (Apr 02, 2016)
Wild pitches:	2	-	(4 times)
Hit batters:	3	-	Mertz, Michael at Wichita State (Mar 22, 2016)



2016 OPPONENT GAME HIGHS

OPPONENT TEAM GAME HIGHS

Batting

At bats:	40	-	at Baylor (Apr 15, 2016)
Runs scored:	15	-	vs Texas Tech (Apr 10, 2016)
Hits:	18	-	vs Texas Tech (Apr 10, 2016)
RBIs:	14	-	vs Texas Tech (Apr 10, 2016)
Doubles:	4	-	vs Texas Tech (Apr 09, 2016)
	4	-	at Oklahoma (Apr 20, 2016)
Triples:	1	-	vs Stephen F. Austin (Feb 21, 2016 at Arlington, Texas)
	1	-	vs Texas Tech (Apr 09, 2016)
Home runs:	2	-	at Missouri State (Mar 08, 2016)
	2	-	at West Virginia (Apr 01, 2016)
	2	-	at West Virginia (Apr 02, 2016)
Total bases:	24	-	vs Texas Tech (Apr 10, 2016)
Walks:	10	-	at North Carolina (Feb 27, 2016)
Strikeouts:	17	-	vs Michigan (Mar 19, 2016)
Sac hits:	2	-	(5 times)
Sac flies:	2	-	vs Abilene Christian (Mar 14, 2016)
Stolen bases:	5	-	at North Carolina (Feb 27, 2016)
Hit by pitch:	3	-	at Wichita State (Mar 22, 2016)
	3	-	at Kansas State (Mar 26, 2016)
Caught stealing:	1	-	(11 times)
Runners LOB:	14	-	vs Indiana State (Mar 05, 2016)
Hit into DP:	4	-	vs Texas Tech (Apr 09, 2016)
	4	-	at Baylor (Apr 15, 2016)

Fielding

Putouts:	36	-	at Baylor (Apr 15, 2016)
Assists:	17	-	vs Stephen F. Austin (Feb 21, 2016 at Arlington, Texas)
Errors:	4	-	vs Stephen F. Austin (Feb 21, 2016 at Arlington, Texas)
	4	-	vs Incarnate Word (Mar 01, 2016)
Passed balls:	1	-	(9 times)
DPs turned:	3	-	vs Stephen F. Austin (Feb 21, 2016 at Arlington, Texas)

Pitching

Innings pitched:	12.0	-	at Baylor (Apr 15, 2016)
Runs allowed:	17	-	at Wichita State (Mar 22, 2016)
Earned runs:	14	-	at Wichita State (Mar 22, 2016)
Walks allowed:	11	-	vs Michigan (Mar 19, 2016)
Strikeouts:	16	-	at Missouri State (Mar 08, 2016)
Hits allowed:	17	-	vs Abilene Christian (Mar 12, 2016)
Doubles allowed:	6	-	vs Abilene Christian (Mar 12, 2016)
Triples allowed:	2	-	at Wichita State (Mar 22, 2016)
Homers allowed:	3	-	vs Abilene Christian (Mar 12, 2016)
Wild pitches:	4	-	vs Michigan (Mar 19, 2016)
Hit batters:	4	-	at Dallas Baptist (Mar 15, 2016)

OPPONENT INDIVIDUAL GAME HIGHS

Batting

At bats:	5	-	(44 times)
Runs scored:	3	-	Gutierrez vs Texas Tech (Apr 10, 2016)
	3	-	Neslony vs Texas Tech (Apr 10, 2016)
	3	-	Garcia vs Texas Tech (Apr 10, 2016)
Hits:	4	-	Raley vs Texas Tech (Apr 09, 2016)
RBIs:	7	-	Davis, M. vs Texas Tech (Apr 10, 2016)
Doubles:	2	-	Neslony vs Texas Tech (Apr 09, 2016)
	2	-	Davis, M. vs Texas Tech (Apr 10, 2016)
	2	-	Neuse, S. at Oklahoma (Apr 20, 2016)
Triples:	1	-	McMullen, G. vs Stephen F. Austin (Feb 21, 2016 at Arlington, Texas)
	1	-	Raley vs Texas Tech (Apr 09, 2016)
Home runs:	2	-	Cramer, J. at West Virginia (Apr 01, 2016)
Total bases:	8	-	Cramer, J. at West Virginia (Apr 01, 2016)
Walks:	3	-	Ramirez, T at North Carolina (Feb 27, 2016)
	3	-	Benedetti vs Michigan (Mar 18, 2016)
Strikeouts:	3	-	(11 times)
Sac hits:	1	-	(25 times)
Sac flies:	1	-	(6 times)
Stolen bases:	2	-	Datres, K at North Carolina (Feb 27, 2016)
Hit by pitch:	2	-	Rader at Wichita State (Mar 22, 2016)
Caught stealing:	1	-	(11 times)
Runners LOB:	5	-	Warmoth, L at North Carolina (Feb 26, 2016)
	5	-	Wolfe, T. at Kansas State (Mar 26, 2016)

Fielding

Putouts:	17	-	Fultz, M. at Missouri State (Mar 08, 2016)
	17	-	Moore, T. at Kansas State (Mar 26, 2016)
Assists:	7	-	Neuse, S. at Oklahoma (Apr 20, 2016)
Errors:	3	-	Lopez, R. vs Incarnate Word (Mar 01, 2016)
Passed balls:	1	-	(9 times)

Pitching

Innings pitched:	9.0	-	Donato, C. at West Virginia (Apr 01, 2016)
Runs allowed:	7	-	Tolson at Baylor (Apr 16, 2016)
Earned runs:	7	-	Tolson at Baylor (Apr 16, 2016)
Walks allowed:	6	-	Adcock vs Michigan (Mar 19, 2016)
Strikeouts:	10	-	Irvin, J. at Oklahoma (Apr 20, 2016)
Hits allowed:	8	-	Tolson at Baylor (Apr 16, 2016)
Doubles allowed:	4	-	Fischer, C. at Kansas State (Mar 26, 2016)
Triples allowed:	1	-	(7 times)
Homers allowed:	3	-	G. deMeyere vs Abilene Christian (Mar 12, 2016)
Wild pitches:	3	-	Cheray, A. at Missouri State (Mar 08, 2016)
	3	-	Nutof vs Michigan (Mar 19, 2016)
Hit batters:	2	-	(4 times)



PLAYER CAREER/SEASON HIGHS

#43 Blake Battenfield, RHP

Season Highs

IP	4.0	vs. North Carolina	Feb. 27
H	3	vs. North Carolina	Feb. 27
ER	5	vs. Texas Tech	April 10
BB	2	last time vs. Baylor	April 15
SO	3	vs. Dallas Baptist	March 15

Career Highs

IP	5.0	vs. Illinois	3/6/15
H	6	last time vs. Illinois	3/6/15
ER	5	vs. Texas Tech	April 10
BB	3	last time vs. Kansas State	3/28/15
SO	4	last time vs. Illinois	3/6/15

#7 Garrett Bengel, INF

Season/Career Highs

H	3	last time vs. Oklahoma	April 20
R	2	last time vs. Oklahoma	April 20
RBI	3	last time vs. Baylor	April 16
BB	2	last time vs. Abilene Christian	March 14
SO	3	last time vs. Texas Tech	April 9
SB	1	last time vs. Oral Roberts	April 12

#37 Tyler Buffett, RHP

Season Highs

IP	6.0	vs. Dallas Baptist	March 15
H	4	vs. North Carolina	Feb. 26
ER	2	vs. Michigan	March 19
BB	4	vs. Stephen F. Austin	Feb. 21
SO	7	vs. Dallas Baptist	March 15

Career Highs

IP	7.0	vs. Oklahoma	5/16/14
H	9	vs. Oklahoma	5/23/14
ER	6	last time vs. Oral Roberts	4/15/15
BB	5	vs. Texas	4/26/14
SO	7	vs. Dallas Baptist	March 15

#4 Jacob Chappell, INF

Season Highs

H	2	vs. UT Arlington	Feb. 19
R	1	vs. West Virginia	April 3
RBI	1	last time vs. West Virginia	April 2
BB	2	vs. Kansas State	March 26
SO	2	last time vs. West Virginia	April 1
SB	1	vs. Kansas State	March 26

Career Highs

H	2	last time vs. UT Arlington	Feb. 19
R	3	vs. Dallas Baptist	5/12/15
RBI	3	vs. Texas Tech	4/25/15
BB	3	last time vs. Michigan	5/14/15
SO	3	last time vs. St. John's	5/29/15
SB	2	vs. Western Illinois	3/1/15

#25 Trey Cobb, RHP

Season/Career Highs

IP	8.0	vs. Baylor	April 16
H	11	vs. West Virginia	April 2
ER	4	last time vs. Texas Tech	April 9
BB	4	vs. Kansas State	March 25
SO	13	vs. Michigan	March 19

#24 Conor Costello, RHP/OF

Season Highs (Hitting)

H	2	vs. Stephen F. Austin	Feb. 20
R	1	last time vs. Indiana State	March 5
RBI	2	last time vs. Indiana State	March 5
BB	2	last time vs. Baylor	April 16
SO	3	vs. Incarnate Word	March 1
SB	n/a		

Season Highs (Pitching)

IP	1.0	vs. West Virginia	April 1
H	1	vs. West Virginia	April 1
ER	n/a		
BB	n/a		
SO	n/a		

OSU Career Highs (Hitting)

H	3	last time vs. Oklahoma	4/7/15
R	2	last time vs. Oklahoma	5/1/15
RBI	4	last time vs. Oklahoma	4/7/15
BB	3	vs. Alcorn State	2/19/14
SO	3	last time vs. Michigan	5/16/15
SB	2	vs. Alcorn State	3/11/15

OSU Career Highs (Pitching)

IP	7.0	vs. St. John's	5/31/15
H	8	vs. Oklahoma	4/7/15
ER	3	vs. San Diego	3/9/14
BB	4	vs. San Diego	3/9/14
SO	4	vs. Washington State	2/20/15

#2 J.R. Davis, INF

Season/Career Highs

H	4	vs. West Virginia	April 3
R	3	vs. West Virginia	April 3
RBI	4	vs. West Virginia	April 3
BB	1	last time vs. Oklahoma	April 20
SO	2	vs. Oral Roberts	April 12
SB	1	last time vs. Oklahoma	April 20

#34 Jensen Elliott RHP

Season/Career Highs

IP	9.0	vs. West Virginia	April 3
H	8	last time vs. Texas Tech	April 10
ER	8	vs. Texas Tech	April 10
BB	4	vs. West Virginia	April 3
SO	8	vs. Michigan	March 20

#39 Alex Hackerott, LHP

Season Highs

IP	0.2	last time vs. Texas Tech	April 9
H	2	vs. Texas Tech	April 9
ER	n/a		
BB	2	vs. Stephen F. Austin	Feb. 21
SO	1	vs. Texas Tech	April 9

Career Highs

IP	3.2	last time vs. Incarnate Word	2/14/14
H	4	vs. Oral Roberts	4/22/14
ER	3	last time vs. Oral Roberts	4/22/14
BB	2	last time vs. Stephen F. Austin	Feb. 21
SO	4	last time vs. Baylor	3/21/14

#28 Corey Hassel, OF/RHP

Season Highs

H	3	vs. Abilene Christian	March 12
R	3	vs. Abilene Christian	March 12
RBI	4	vs. Wichita State	March 22
BB	1	last time vs. West Virginia	April 2
SO	4	vs. Baylor	April 16
SB	2	vs. Incarnate Word	March 1

Career Highs (Hitting)

H	3	vs. Abilene Christian	March 12
R	3	last time vs. Abilene Christian	March 12
RBI	4	vs. Wichita State	March 22
BB	2	vs. Western Illinois	3/1/15
SO	4	vs. Baylor	April 16
SB	2	vs. Incarnate Word	March 1

Career Highs (Pitching)

IP	3.0	vs. Texas	4/3/15
H	1	last time vs. Dallas Baptist	4/21/15
ER	1	last time vs. Dallas Baptist	4/21/15
BB	1	vs. TCU	5/25/14
SO	3	last time vs. Texas	4/3/15

#45 Thomas Hatch, RHP

Season Highs

IP	8.0	last time vs. Baylor	April 16
H	9	vs. Baylor	April 16
ER	4	vs. Texas Tech	April 8
BB	4	vs. Kansas State	March 24
SO	8	last time vs. Kansas State	March 24

Career Highs

IP	8.0	last time vs. Baylor	April 16
H	9	vs. Baylor	April 16
ER	6	vs. San Diego	3/7/14
BB	4	vs. Kansas State	March 24
SO	8	last time vs. Kansas State	March 24

#32 Ben Leeper, RHP

Season/Career Highs

IP	3.0	vs. Incarnate Word	March 1
H	2	vs. Incarnate Word	March 1
ER	1	last time vs. Incarnate Word	March 1
BB	3	vs. Incarnate Word	March 1
SO	5	vs. Incarnate Word	March 1

#46 Joe Lienhard, RHP

Season/Career Highs

IP	3.0	vs. Incarnate Word	March 2
H	3	vs. Incarnate Word	March 2
ER	1	last time vs. Kansas State	March 25
BB	4	vs. Missouri State	March 8
SO	2	last time vs. Michigan	March 19

#13 Jon Littell, OF

Season Highs

H	3	last time vs. Kansas State	March 26
R	2	last time vs. Wichita State	March 22
RBI	4	vs. Abilene Christian	March 12
BB	3	vs. Michigan	March 19
SO	2	last time vs. Oral Roberts	April 12
SB	1	last time vs. Baylor	April 16

Career Highs

H	3	last time vs. Kansas State	March 26
R	4	vs. Oklahoma	4/7/15
RBI	4	vs. Abilene Christian	March 12
BB	3	vs. Michigan	March 19
SO	3	vs. Western Illinois	2/27/15
SB	1	last time vs. Baylor	April 16

#3 Garrett McCain, OF

Season Highs

H	3	vs. Incarnate Word	March 1
R	3	vs. Abilene Christian	March 14
RBI	3	vs. Wichita State	March 22
BB	2	vs. Abilene Christian	March 11
SO	3	last time vs. Oral Roberts	April 12
SB	4	vs. Incarnate Word	March 1

Career Highs

H	3	last time vs. Incarnate Word	March 1
R	3	vs. Abilene Christian	March 14
RBI	3	vs. Wichita State	March 22
BB	3	vs. Arkansas	5/30/15
SO	3	last time vs. Oral Roberts	April 12
SB	4	vs. Incarnate Word	March 1

#14 Michael Mertz, RHP

Season/Career Highs

IP	7.0	vs. Wichita State	March 22
H	6	vs. Indiana State	March 6
ER	3	last time vs. Oral Roberts	April 12
BB	5	vs. North Carolina	Feb. 27
SO	10	vs. Oral Roberts	April 12



PLAYER CAREER/SEASON HIGHS

#6 David Petrino, INF

Season Highs

H	2	vs. Texas Tech	April 9
R	2	vs. Abilene Christian	March 12
RBI	2	vs. Abilene Christian	March 14
BB	1	last time vs. Abilene Christian	March 12
SO	2	vs. Michigan	March 20
SB	n/a		

Career Highs

H	4	vs. Oklahoma	4/7/15
R	4	vs. Oklahoma	4/7/15
RBI	2	last time vs. Abilene Christian	March 14
BB	2	vs. Alcorn State	3/10/15
SO	3	vs. Dallas Baptist	4/21/15
SB	1	last time vs. Baylor	4/18/15

#30 Remey Reed, RHP

Season Highs

IP	3.1	vs. Michigan	March 18
H	4	vs. Stephen F. Austin	Feb. 21
ER	4	vs. Stephen F. Austin	Feb. 21
BB	2	last time vs. Baylor	April 16
SO	4	last time vs. Missouri State	March 8

Career Highs

IP	6.0	vs. Central Arkansas	3/17/15
H	7	vs. Michigan	5/14/15
ER	4	vs. Stephen F. Austin	Feb. 21
BB	2	last time vs. Baylor	April 16
SO	4	vs. Missouri State	March 8

#44 Andrew Rosa, INF

Season Highs

H	3	vs. Wichita State	March 22
R	2	last time vs. Wichita State	March 22
RBI	2	last time vs. Oklahoma	April 20
BB	2	last time vs. Michigan	March 19
SO	4	vs. Missouri State	March 8
SB	1	last time vs. Arkansas	March 29

Career Highs

H	3	vs. Wichita State	March 22
R	3	vs. Alcorn State	2/18/14
RBI	2	last time vs. Wichita State	March 22
BB	2	last time vs. Michigan	March 19
SO	4	vs. Missouri State	March 8
SB	1	last time vs. Arkansas	March 29

#18 Colin Simpson, C

Season/Career Highs

H	2	vs. Oklahoma	April 20
R	1	last time vs. Baylor	April 16
RBI	1	vs. Baylor	April 16
BB	1	last time vs. Baylor	April 16
SO	2	last time vs. Oklahoma	April 20
SB	n/a		

#36 Max Simpson, RHP

Season/Career Highs

IP	1.0	vs. Abilene Christian	March 11
H	2	vs. UT Arlington	Feb. 20
ER	2	vs. UT Arlington	Feb. 20
BB	1	vs. UT Arlington	Feb. 20
SO	2	vs. Abilene Christian	March 11

#8 Ryan Sluder, OF

Season Highs

H	2	last time vs. Baylor	April 16
R	2	last time vs. Baylor	April 15
RBI	2	last time vs. Baylor	April 15
BB	2	vs. Kansas State	March 25
SO	3	last time vs. Oklahoma	April 20
SB	1	last time vs. Baylor	April 16

Career Highs

H	4	vs. Kansas State	3/28/15
R	3	vs. Texas Tech	4/26/15
RBI	3	vs. Dallas Baptist	4/21/15
BB	2	last time vs. Kansas State	March 25
SO	3	last time vs. Oklahoma	April 20
SB	2	vs. Michigan	5/16/15

#19 Carson Teel, LHP

Season/Career Highs

IP	2.0	last time vs. Oklahoma	April 20
H	2	last time vs. Baylor	April 16
ER	1	last time vs. Oral Roberts	April 12
BB	1	last time vs. Oklahoma	April 20
SO	3	vs. Oral Roberts	April 12

#16 Collin Theroux, C

Season/Career Highs

H	3	vs. Abilene Christian	March 12
R	2	vs. Arkansas	March 29
RBI	4	vs. Abilene Christian	March 12
BB	3	vs. Michigan	March 18
SO	4	last time vs. Wichita State	March 22
SB	n/a		

#5 Donnie Walton, INF

Season Highs

H	3	last time vs. Texas Tech	April 8
R	3	last time vs. Abilene Christian	March 12
RBI	3	vs. Wichita State	March 22
BB	3	vs. Michigan	March 20
SO	2	last time vs. Michigan	March 18
SB	2	last time vs. Incarnate Word	March 1

Career Highs

H	4	last time vs. Abilene Christian	3/13/14
R	3	last time vs. Abilene Christian	March 12
RBI	3	last time vs. Wichita State	March 22
BB	4	vs. Kansas	5/24/13
SO	3	vs. Baylor	3/21/14
SB	2	last time vs. Incarnate Word	March 1

#22 Dustin Williams, 1B

Season Highs

H	3	vs. Abilene Christian	March 12
R	3	vs. Abilene Christian	March 12
RBI	5	vs. North Carolina	Feb. 27
BB	2	last time vs. Texas Tech	April 10
SO	4	vs. Michigan	March 19
SB	1	last time vs. Kansas State	March 25

Career Highs

H	4	vs. Texas Tech	4/25/15
R	3	last time vs. Abilene Christian	March 12
RBI	5	last time vs. North Carolina	Feb. 27
BB	4	vs. Michigan	5/15/15
SO	4	last time vs. Michigan	March 19
SB	1	last time vs. Kansas State	March 25

#15 Garrett Williams, LHP

Season Highs (Pitching)

IP	1.2	vs. Kansas State	March 25
H	3	vs. Texas Tech	April 9
ER	2	vs. Texas Tech	April 9
BB	2	last time vs. Oklahoma	April 20
SO	2	vs. Kansas State	March 25

Career Highs (Pitching)

IP	6.0	last time vs. Alcorn State	3/11/15
H	6	last time vs. TCU	3/30/14
ER	6	vs. Oklahoma	4/15/14
BB	4	last time vs. Wichita State	3/24/15
SO	12	vs. Alcorn State	3/11/15

Career Highs (Hitting)

H	1	last time vs. Kansas	4/18/14
R	1	last time vs. West Virginia	4/13/14
RBI	4	vs. Oakland	2/23/14
BB	2	vs. West Virginia	4/12/14
SO	2	last time vs. Oklahoma	4/15/14
SB	n/a		



PLAYER CAREER STATISTICS

Battenfield, Blake

Year	avg	gp-gs	ab	r	h	2b	3b	hr	rbi	tb	slg%	bb	hbp	so	gdp	ob%	sf	sh	sb-att	po	a	e	fld%
2014	.000	0-0	0	0	0	0	0	0	0	0	.000	0	0	0	0	.000	0	0	0-0	2	11	0	1.000
2015	.000	0-0	0	0	0	0	0	0	0	0	.000	0	0	0	0	.000	0	0	0-0	0	3	0	1.000
2016	.000	0-0	0	0	0	0	0	0	0	0	.000	0	0	0	0	.000	0	0	0-0	1	3	0	1.000
TOTAL	.000	0-0	0	0	0	0	0	0	0	0	.000	0	0	0	0	.000	0	0	0-0	3	17	0	1.000

Year	era	w-l	app	gs	cg	sho	sv	ip	h	r	er	bb	so	2b	3b	hr	bf	bavg	wp	hbp	bk	sfa	sha
2014	1.69	4-0	27	0	0	0/2	0	53.1	42	11	10	20	38	9	1	0	217	.218	5	1	0	0	3
2015	3.60	0-1	6	2	0	0/0	0	15.0	12	6	6	9	12	1	1	1	66	.218	0	0	0	2	0
2016	2.62	1-1	16	0	0	0/0	2	24.0	21	11	7	12	12	2	0	1	104	.241	0	2	0	2	1
TOTAL	2.24	5-2	49	2	0	0/2	2	92.1	75	28	23	41	62	12	2	2	387	.224	5	3	0	4	4

Buffett, Tyler

Year	avg	gp-gs	ab	r	h	2b	3b	hr	rbi	tb	slg%	bb	hbp	so	gdp	ob%	sf	sh	sb-att	po	a	e	fld%
2014	.000	1-1	0	0	0	0	0	0	0	0	.000	0	0	0	0	.000	0	0	0-0	2	5	1	.875
2015	.000	0-0	0	0	0	0	0	0	0	0	.000	0	0	0	0	.000	0	0	0-0	4	9	0	1.000
2016	.000	0-0	0	0	0	0	0	0	0	0	.000	0	0	0	0	.000	0	0	0-0	3	13	0	1.000
TOTAL	.000	1-1	0	0	0	0	0	0	0	0	.000	0	0	0	0	.000	0	0	0-0	9	27	1	.973

Year	era	w-l	app	gs	cg	sho	sv	ip	h	r	er	bb	so	2b	3b	hr	bf	bavg	wp	hbp	bk	sfa	sha
2014	2.95	2-1	14	10	0	0/1	0	55.0	52	21	18	24	36	5	1	1	240	.249	2	5	2	0	2
2015	3.65	3-3	19	3	0	0/1	0	44.1	56	20	18	7	32	6	1	1	189	.324	1	3	0	1	5
2016	1.65	5-1	21	1	0	0/3	6	43.2	28	10	8	18	46	5	0	0	182	.183	2	5	0	0	6
TOTAL	2.77	10-5	54	14	0	0/5	6	143.0	136	51	44	49	114	16	2	2	611	.254	5	13	2	1	13

Chappell, Jacob

Year	avg	gp-gs	ab	r	h	2b	3b	hr	rbi	tb	slg%	bb	hbp	so	gdp	ob%	sf	sh	sb-att	po	a	e	fld%
2015	.250	55-51	144	33	36	4	2	0	21	44	.306	32	4	39	1	.400	0	16	6-6	47	123	15	.919
2016	.158	28-11	38	2	6	0	0	0	4	6	.158	4	0	10	1	.233	1	4	1-1	24	58	3	.965
TOTAL	.231	83-62	182	35	42	4	2	0	25	50	.275	36	4	49	2	.368	1	20	7-7	71	181	18	.933

Cobb, Trey

Year	avg	gp-gs	ab	r	h	2b	3b	hr	rbi	tb	slg%	bb	hbp	so	gdp	ob%	sf	sh	sb-att	po	a	e	fld%
2014	.000	0-0	0	0	0	0	0	0	0	0	.000	0	0	0	0	.000	0	0	0-0	2	6	2	.800
2015	.000	1-1	0	0	0	0	0	0	0	0	.000	0	0	0	0	.000	0	0	0-0	8	12	0	1.000
2016	.000	4-4	0	0	0	0	0	0	0	0	.000	0	0	0	0	.000	0	0	0-0	4	9	0	1.000
TOTAL	.000	5-5	0	0	0	0	0	0	0	0	.000	0	0	0	0	.000	0	0	0-0	14	27	2	.953

Year	era	w-l	app	gs	cg	sho	sv	ip	h	r	er	bb	so	2b	3b	hr	bf	bavg	wp	hbp	bk	sfa	sha
2014	3.12	0-0	18	1	0	0/0	0	34.2	37	19	12	18	28	3	1	1	164	.266	0	3	1	0	4
2015	2.61	5-2	31	0	0	0/2	2	58.2	48	18	17	19	53	6	1	1	246	.221	8	6	1	0	4
2016	3.19	4-5	13	7	0	0/1	2	48.0	56	22	17	16	58	8	0	4	215	.292	1	1	0	0	5
TOTAL	2.93	9-7	62	8	0	0/3	4	141.1	141	59	46	53	139	17	2	6	625	.257	9	10	2	0	13

Costello, Conor

Year	avg	gp-gs	ab	r	h	2b	3b	hr	rbi	tb	slg%	bb	hbp	so	gdp	ob%	sf	sh	sb-att	po	a	e	fld%
2014	.240	59-52	192	28	46	10	0	9	27	83	.432	23	11	59	3	.349	3	2	4-6	87	0	2	.978
2015	.240	49-48	183	32	44	7	0	6	35	69	.377	25	5	52	2	.343	3	1	13-14	51	6	2	.966
2016	.237	13-10	38	5	9	2	0	1	9	14	.368	12	1	6	0	.423	1	0	0-1	0	0	1	.000
TOTAL	.240	121-110	413	65	99	19	0	16	71	166	.402	60	17	117	5	.354	7	3	17-21	138	6	5	.966

Year	era	w-l	app	gs	cg	sho	sv	ip	h	r	er	bb	so	2b	3b	hr	bf	bavg	wp	hbp	bk	sfa	sha
2014	6.43	0-1	2	2	0	0/0	0	7.0	10	6	5	5	4	0	0	0	36	.345	0	2	0	0	0
2015	1.67	2-0	7	6	0	0/2	1	32.1	27	6	6	6	18	4	0	3	129	.225	0	2	0	0	1
2016	0.00	0-0	1	0	0	0/0	0	1.0	1	1	0	0	0	0	0	0	4	.333	0	0	0	1	0
TOTAL	2.45	2-1	10	8	0	0/2	1	40.1	38	13	11	11	22	4	0	3	169	.250	0	4	0	1	1



PLAYER CAREER STATISTICS

Hackerott, Alex

Year	avg	gp-gs	ab	r	h	2b	3b	hr	rbi	tb	slg%	bb	hbp	so	gdp	ob%	sf	sh	sb-att	po	a	e	fld%
2013	.000	0-0	0	0	0	0	0	0	0	0	.000	0	0	0	0	.000	0	0	0-0	2	2	1	.800
2014	.000	0-0	0	0	0	0	0	0	0	0	.000	0	0	0	0	.000	0	0	0-0	1	4	0	1.000
2015	.000	0-0	0	0	0	0	0	0	0	0	.000	0	0	0	0	.000	0	0	0-0	1	0	1	.500
2016	.000	0-0	0	0	0	0	0	0	0	0	.000	0	0	0	0	.000	0	0	0-0	1	2	1	.750
TOTAL	.000	0-0	0	0	0	0	0	0	0	0	.000	0	0	0	0	.000	0	0	0-0	5	8	3	.813

Year	era	w-l	app	gs	cg	sho	sv	ip	h	r	er	bb	so	2b	3b	hr	bf	bavg	wp	hbp	bk	sfa	sha
2013	1.64	1-0	16	0	0	0/1	0	22.0	13	4	4	6	24	2	0	1	84	.173	0	0	0	1	2
2014	3.00	4-1	28	0	0	0/3	0	27.0	19	14	9	9	26	5	0	2	112	.194	0	2	0	1	2
2015	3.38	1-0	12	0	0	0/0	0	5.1	9	3	2	5	8	1	0	0	31	.375	2	0	0	1	1
2016	0.00	0-0	7	0	0	0/0	0	2.2	2	0	0	3	1	0	0	0	13	.200	0	0	0	0	0
TOTAL	2.37	6-1	63	0	0	0/4	0	57.0	43	21	15	23	59	8	0	3	240	.208	2	2	0	3	5

Hassel, Corey

Year	avg	gp-gs	ab	r	h	2b	3b	hr	rbi	tb	slg%	bb	hbp	so	gdp	ob%	sf	sh	sb-att	po	a	e	fld%
2013	.263	33-3	19	6	5	0	0	0	3	5	.263	6	0	5	0	.407	2	1	1-1	10	0	1	.909
2014	.172	53-4	29	2	5	1	0	0	5	6	.207	6	2	10	0	.342	1	4	2-4	28	1	1	.967
2015	.312	54-46	199	27	62	10	1	3	33	83	.417	9	4	50	1	.352	1	10	13-17	78	4	1	.988
2016	.257	36-36	136	27	35	13	1	2	16	56	.412	14	7	35	3	.352	2	7	7-13	59	1	0	1.000
TOTAL	.279	176-89	383	62	107	24	2	5	57	150	.392	35	13	100	4	.355	6	22	23-35	175	6	3	.984

Year	era	w-l	app	gs	cg	sho	sv	ip	h	r	er	bb	so	2b	3b	hr	bf	bavg	wp	hbp	bk	sfa	sha
2014	9.00	0-0	1	0	0	0/0	0	1.0	1	1	1	1	1	0	0	0	5	.333	0	0	0	1	0
2015	1.69	1-0	3	0	0	0/1	0	5.1	2	1	1	0	7	1	0	0	19	.105	1	0	0	0	0
TOTAL	2.84	1-0	4	0	0	0/1	0	6.1	3	2	2	1	8	1	0	0	24	.136	1	0	0	1	0

Hatch, Thomas

Year	avg	gp-gs	ab	r	h	2b	3b	hr	rbi	tb	slg%	bb	hbp	so	gdp	ob%	sf	sh	sb-att	po	a	e	fld%
2014	.000	0-0	0	0	0	0	0	0	0	0	.000	0	0	0	0	.000	0	0	0-0	1	10	1	.917
2016	.000	2-2	0	0	0	0	0	0	0	0	.000	0	0	0	0	.000	0	0	0-0	3	12	2	.882
TOTAL	.000	2-2	0	0	0	0	0	0	0	0	.000	0	0	0	0	.000	0	0	0-0	4	22	3	.897

Year	era	w-l	app	gs	cg	sho	sv	ip	h	r	er	bb	so	2b	3b	hr	bf	bavg	wp	hbp	bk	sfa	sha
2014	5.28	2-2	13	9	0	0/1	0	46.0	50	33	27	19	36	10	3	1	209	.286	5	2	0	4	9
2016	1.98	2-1	9	9	0	0/1	0	59.0	56	16	13	19	44	2	0	1	244	.262	2	3	0	1	6
TOTAL	3.43	4-3	22	18	0	0/2	0	105.0	106	49	40	38	80	12	3	2	453	.272	7	5	0	5	15

Littell, Jon

Year	avg	gp-gs	ab	r	h	2b	3b	hr	rbi	tb	slg%	bb	hbp	so	gdp	ob%	sf	sh	sb-att	po	a	e	fld%
2015	.226	30-23	93	18	21	4	0	0	15	25	.269	8	1	23	1	.286	3	0	2-3	47	0	1	.979
2016	.254	32-31	114	16	29	4	0	2	13	39	.342	12	0	27	2	.325	0	5	3-5	41	3	0	1.000
TOTAL	.242	62-54	207	34	50	8	0	2	28	64	.309	20	1	50	3	.307	3	5	5-8	88	3	1	.989

McCain, Garrett

Year	avg	gp-gs	ab	r	h	2b	3b	hr	rbi	tb	slg%	bb	hbp	so	gdp	ob%	sf	sh	sb-att	po	a	e	fld%
2015	.319	30-18	72	18	23	3	1	0	13	28	.389	11	9	17	0	.467	0	4	7-7	5	0	0	1.000
2016	.209	27-20	67	16	14	3	0	0	5	17	.254	15	5	15	1	.391	0	3	9-11	46	0	1	.979
TOTAL	.266	57-38	139	34	37	6	1	0	18	45	.324	26	14	32	1	.430	0	7	16-18	51	0	1	.981

Mertz, Michael

Year	avg	gp-gs	ab	r	h	2b	3b	hr	rbi	tb	slg%	bb	hbp	so	gdp	ob%	sf	sh	sb-att	po	a	e	fld%
2015	.000	0-0	0	0	0	0	0	0	0	0	.000	0	0	0	0	.000	0	0	0-0	0	1	0	1.000
2016	.000	0-0	0	0	0	0	0	0	0	0	.000	0	0	0	0	.000	0	0	0-0	0	4	0	1.000
TOTAL	.000	0-0	0	0	0	0	0	0	0	0	.000	0	0	0	0	.000	0	0	0-0	0	5	0	1.000

Year	era	w-l	app	gs	cg	sho	sv	ip	h	r	er	bb	so	2b	3b	hr	bf	bavg	wp	hbp	bk	sfa	sha
2015	2.45	0-0	3	0	0	0/0	0	3.2	2	1	1	2	4	0	0	0	16	.143	1	0	0	0	0
2016	4.17	1-2	11	6	0	0/2	1	36.2	32	18	17	21	41	9	0	1	161	.239	5	4	1	0	2
TOTAL	4.02	1-2	14	6	0	0/2	1	40.1	34	19	18	23	45	9	0	1	177	.230	6	4	1	0	2



PLAYER CAREER STATISTICS

Petrino, David

Year	avg	gp-gs	ab	r	h	2b	3b	hr	rbi	tb	slg%	bb	hbp	so	gdp	ob%	sf	sh	sb-att	po	a	e	fld%
2015	.257	38-13	70	14	18	2	1	0	9	22	.314	5	6	15	3	.358	0	0	2-2	9	20	4	.879
2016	.160	12-5	25	3	4	1	0	0	2	5	.200	2	1	2	0	.241	1	0	0-1	6	7	0	1.000
TOTAL	.232	50-18	95	17	22	3	1	0	11	27	.284	7	7	17	3	.327	1	0	2-3	15	27	4	.913

Reed, Remy

Year	avg	gp-gs	ab	r	h	2b	3b	hr	rbi	tb	slg%	bb	hbp	so	gdp	ob%	sf	sh	sb-att	po	a	e	fld%
2015	.000	0-0	0	0	0	0	0	0	0	0	.000	0	0	0	0	.000	0	0	0-0	5	12	1	.944
2016	.000	0-0	0	0	0	0	0	0	0	0	.000	0	0	0	0	.000	0	0	0-0	0	3	0	1.000
TOTAL	.000	0-0	0	0	0	0	0	0	0	0	.000	0	0	0	0	.000	0	0	0-0	5	15	1	.952

Year	era	w-l	app	gs	cq	sho	sv	ip	h	r	er	bb	so	2b	3b	hr	bf	bavg	wp	hbp	bk	sfa	sha
2015	1.57	3-2	23	5	0	0/1	0	46.0	40	14	8	13	30	4	0	3	189	.247	1	2	0	3	9
2016	3.67	3-1	17	0	0	0/1	1	27.0	18	12	11	13	33	5	1	1	113	.189	4	3	0	0	2
TOTAL	2.34	6-3	40	5	0	0/2	1	73.0	58	26	19	26	63	9	1	4	302	.226	5	5	0	3	11

Rosa, Andrew

Year	avg	gp-gs	ab	r	h	2b	3b	hr	rbi	tb	slg%	bb	hbp	so	gdp	ob%	sf	sh	sb-att	po	a	e	fld%
2014	.243	21-9	37	9	9	1	0	1	6	13	.351	6	0	11	0	.349	0	1	2-2	7	18	2	.926
2015	.333	9-0	9	2	3	1	0	1	2	7	.778	2	0	2	0	.455	0	0	0-0	1	2	1	.750
2016	.200	22-13	50	10	10	1	0	0	6	11	.220	10	4	13	1	.375	0	1	3-5	10	1	0	1.000
TOTAL	.229	52-22	96	21	22	3	0	2	14	31	.323	18	4	26	1	.373	0	2	5-7	18	21	3	.929

Sluder, Ryan

Year	avg	gp-gs	ab	r	h	2b	3b	hr	rbi	tb	slg%	bb	hbp	so	gdp	ob%	sf	sh	sb-att	po	a	e	fld%
2014	.284	35-14	67	11	19	1	0	0	7	20	.299	8	0	10	0	.360	0	2	1-3	26	1	1	.964
2015	.309	50-44	162	36	50	14	0	6	22	82	.506	23	2	34	0	.401	0	7	5-7	66	0	0	1.000
2016	.169	24-22	83	14	14	2	0	3	8	25	.301	8	1	26	1	.250	0	3	2-2	32	0	0	1.000
TOTAL	.266	109-80	312	61	83	17	0	9	37	127	.407	39	3	70	1	.353	0	12	8-12	124	1	1	.992

Walton, Donnie

Year	avg	gp-gs	ab	r	h	2b	3b	hr	rbi	tb	slg%	bb	hbp	so	gdp	ob%	sf	sh	sb-att	po	a	e	fld%
2013	.287	55-54	188	27	54	8	1	1	27	67	.356	25	2	30	4	.372	3	18	7-10	75	172	6	.976
2014	.310	66-66	252	45	78	15	0	3	36	102	.405	38	5	36	7	.407	2	22	7-10	88	198	17	.944
2015	.326	39-36	135	26	44	7	1	4	29	65	.481	22	2	23	2	.410	7	12	3-3	54	119	10	.945
2016	.344	36-34	131	25	45	9	1	1	21	59	.450	18	7	17	1	.443	2	2	8-12	40	94	7	.950
TOTAL	.313	196-190	706	123	221	39	3	9	113	293	.415	103	16	106	14	.405	14	54	25-35	257	583	40	.955

Williams, Dustin

Year	avg	gp-gs	ab	r	h	2b	3b	hr	rbi	tb	slg%	bb	hbp	so	gdp	ob%	sf	sh	sb-att	po	a	e	fld%
2014	.216	45-23	102	20	22	1	4	3	21	40	.392	25	0	31	0	.367	1	0	2-2	99	1	0	1.000
2015	.276	57-53	192	37	53	11	4	6	38	90	.469	37	1	59	3	.396	0	2	5-6	496	44	3	.994
2016	.214	36-36	131	17	28	3	1	8	26	57	.435	21	0	47	0	.318	2	0	2-4	337	20	5	.986
TOTAL	.242	138-112	425	74	103	15	9	17	85	187	.440	83	1	137	3	.365	3	2	9-12	932	65	8	.992

Williams, Garrett

Year	avg	gp-gs	ab	r	h	2b	3b	hr	rbi	tb	slg%	bb	hbp	so	gdp	ob%	sf	sh	sb-att	po	a	e	fld%
2014	.222	16-3	18	3	4	0	0	1	7	7	.389	7	0	9	0	.407	2	0	0-0	1	10	1	.917
2015	.000	0-0	0	0	0	0	0	0	0	0	.000	0	0	0	0	.000	0	0	0-0	1	3	0	1.000
2016	.000	0-0	0	0	0	0	0	0	0	0	.000	0	0	0	0	.000	0	0	0-0	0	1	0	1.000
TOTAL	.222	16-3	18	3	4	0	0	1	7	7	.389	7	0	9	0	.407	2	0	0-0	2	14	1	.941

Year	era	w-l	app	gs	cq	sho	sv	ip	h	r	er	bb	so	2b	3b	hr	bf	bavg	wp	hbp	bk	sfa	sha
2014	5.40	4-1	18	7	0	0/2	2	41.2	39	34	25	31	50	3	0	2	200	.250	4	8	1	1	4
2015	4.91	1-0	18	2	0	0/2	0	18.1	8	10	10	19	25	2	0	1	81	.131	1	0	1	0	1
2016	6.75	1-0	4	0	0	0/0	0	2.2	4	3	2	7	2	1	1	0	17	.400	1	0	0	0	0
TOTAL	5.31	6-1	40	9	0	0/4	2	62.2	51	47	37	57	77	6	1	3	298	.225	6	8	2	1	5



The Last Time...

A Cowboy Hitter Had...

8+ At Bats in a Game:	Gage Green & Corey Hassel (8) vs. Texas, April 3, 2015
5+ Hits in a Game:	Tanner Krietermeier (5) vs. West Virginia, April 12, 2014
6 Runs in a Game:	Gage Green (tied school record) vs. Alcorn State, March 11, 2015
5 Runs in a Game:	Dean Green vs. Alabama A&M, March 23, 2010 (Game 2)
3 Doubles in a Game:	Donnie Walton vs. Oakland, Feb. 22, 2014 (Game 1)
2 Triples in a Game:	Dane Phillips vs. Arkansas-Pine Bluff, March 22, 2011
A Grand Slam:	Dustin Williams vs. North Carolina, Feb. 27, 2016
A Pinch-Hit Home Run:	Andrew Rosa vs. Texas Tech, April 5, 2014
Hit For the Cycle:	J.R. Davis vs. West Virginia, April 3, 2016
10 RBI in a Game:	Jason Heath vs. Kansas State, April 24, 1993
9 RBI in a Game:	Robbie Rea vs. Alabama A&M, March 10, 2012 (Game 1)
8 RBI in a Game:	Adam Carr vs. Kansas, May 22, 2005
7 RBI in a Game:	Kevin David vs. Arkansas-Pine Bluff, April 14, 2009 (Game 2)
6 RBI in a Game:	Zach Fish vs. Oklahoma, May 21, 2014
5 RBI in a Game:	Dustin Williams vs. North Carolina, Feb. 27, 2016
10+ Total Bases:	J.R. Davis vs. West Virginia, April 3, 2016
5 Walks in a Game:	Corey Brown vs. Texas Tech, May 11, 2007
4 Walks in a Game:	Dustin Williams vs. Michigan, May 15, 2015
4 Strikeouts in a Game:	Corey Hassel vs. Baylor, April 16, 2016*
Stole Home:	Ryan Sluder vs. Arkansas, March 29, 2016
4 Stolen Bases in a Game:	Garrett McCain vs. Incarnate Word, March 1, 2016
3 Stolen Bases in a Game:	Gage Green vs. Southeastern Oklahoma State, March 20, 2013
3 HRs in a Game:	Robbie Rea vs. Alabama A&M, March 10, 2012 (Game 1)
2 HRs in a Game:	Dustin Williams vs. Abilene Christian, March 12, 2016
HRs in Consecutive At Bats:	Dustin Williams vs. Abilene Christian, (2nd & 3rd inning), March 12, 2016
Inside-the-Park Home Run:	Kevin Bradley vs. Alcorn State, March 11, 2015
2 Hits in an Inning:	Tim Arakawa vs. Oklahoma, (1st inn.), April 7, 2015
3 Hits in an Inning:	Toby Rhodes vs. Grambling, Feb. 11, 2000 (Tied for NCAA Record)
3 HBP in a Game:	Rafael Thomas vs. Western Illinois, March 18, 2009 (Game 2)
Led Off Game with HR:	Devin Shines vs. Texas Tech, May 21, 2011
Walk-Off Home Run:	Ryan Sluder vs. Dallas Baptist, April 21, 2015

A Cowboy Pitcher Had...

A Complete Game:	Jensen Elliott vs. West Virginia, April 3, 2016
A Complete Game (7 Innings):	Jason Hursh vs. NJIT, Feb. 23, 2013 (Game 1 - run-rule)
A Complete Game by a Freshman:	Jensen Elliott vs. West Virginia, April 3, 2016
Four-Straight Complete Games:	Spencer Grogan vs. Kansas State 4/25; Kansas 4/17; Baylor 4/11; Texas A&M 4/3, 2004
Consecutive Complete Games:	Michael Freeman vs. TCU, March 22, 2015; vs. Kansas State, March 29, 2015
Consecutive Complete Games (7 Innings):	Matt Smith at Baylor (9), April 18, 1998; vs. Nebraska (7), April 24, 1998
A Shutout:	Jon Perrin vs. Kansas State, May 9, 2014
A Shutout (7 Innings):	Frank Bludau vs. Kansas, March 19, 2000
Consecutive Shutouts:	Andrew Heaney vs. Alabama A&M, March 9, 2012; vs. Houston, March 16, 2012
A Combined Shutout:	Michael Mertz (7.0), Remey Reed (1.0) and Tyler Buffett (1.0) vs. Wichita State, March 22, 2016*
A Combined Shutout (7 Innings):	Andrew Oliver (5), Brandon Adams (0.1), Justin Friend (1.2) vs. Texas Tech, May 13, 2007
A Shutout by a Freshman:	Matt Smith vs. Nebraska, April 24, 1998
Hit Four Batters in a Game:	Matt Gardner vs. La Salle, Feb. 16, 2007
A Three-Pitch Inning:	Rick Rivas (5th inn.) vs. Dallas Baptist, April 11, 2006
Had 10+ Strikeouts in a Game:	Trey Cobb (12) vs. Baylor, April 16, 2016*
A 1-Hit Game:	Matt Smith vs. Nebraska, April 24, 1998
A No-Hitter:	Bob Richardson vs. Houston, March 26, 1968
A No-Hitter (7 Innings):	Joe Giordanella vs. Oklahoma, April 1, 1985
A Combined No-Hitter:	Jason Bell (5.2), Brent Nichols (1.1), Rob Gaiko (1), Marcus Cuper (1) vs. Missouri Southern, March 16, 1993



The Last Time...

Oklahoma State (The Team)...

Scored 30+ Runs:	30 vs. Western Illinois, March 18, 2009 (Game 1)
Scored 20+ Runs:	24 vs. Oklahoma, April 7, 2015
Scored 10+ Runs in an Inning:	12 (6th inn.) vs. Alabama A&M, March 23, 2010 (Game 2)
Had 20+ Hits:	20 vs. Oklahoma, April 7, 2015
Had 7+ Doubles:	10 vs. Minnesota, March 6, 2011
Did Not Strikeout:	vs. Kansas, May 2, 2010
Had 4+ Triples:	4 vs. Arkansas-Pine Bluff, March 23, 2011
Had 10+ HRs:	11 vs. Chicago State, Feb. 24, 1999
Had 8 HRs:	8 vs. Kansas, April 15, 2006
<i>Had 10+ Walks:</i>	<i>11 vs. Michigan, March 19, 2016</i>
Had 10+ Stolen Bases:	11 vs. Wichita State, April 27, 1956
<i>Allowed Less Than Three Hits:</i>	<i>2 vs. Wichita State, March 22, 2016</i>
<i>Was Shut Out:</i>	<i>vs. Oral Roberts, April 12, 2016*</i>
<i>Was Shut Out at Home:</i>	<i>vs. Oral Roberts, April 12, 2016*</i>
Was Shut Out on the Road:	at Texas, April 25, 2014
Had Back-to-Back Homers:	Conor Costello/Kevin Bradley (5th inn.) vs. Alcorn State, March 11, 2015
Had Three Consecutive Homers:	Ty Wright/Shelby Ford/Tyler Mach vs. Western Illinois, Feb. 24, 2006
<i>Struck Out 15+ Times:</i>	<i>16 vs. Missouri State, March 8, 2016</i>
Turned a Triple Play:	vs. Cal State Fullerton, May 31, 2014
<i>Was Held to 2 or Less Hits:</i>	<i>2 vs. Michigan, March 19, 2016</i>
<i>Committed 4+ Errors in a Game:</i>	<i>4 vs. Abilene Christian, March 14, 2016</i>
<i>Won Both Games of a Doubleheader:</i>	<i>vs. Baylor, April 16, 2016</i>
Lost Both Games of a Doubleheader:	vs. Texas, April 14, 2012

An Opponent...

Threw a No-Hitter:	Nick Schmidt (6), Brian McLelland (1) and Devin Collis (2), Arkansas, Feb. 11, 2006
Threw a One-Hitter:	B.R. Cook, Oregon State, Feb. 18, 1999
Hit 3 HRs:	Charlie Llewellyn, Texas-Arlington, March 10, 1993
<i>Hit 2 HRs:</i>	<i>Jackson Cramer, West Virginia, April 1, 2016</i>
Had Back-to-Back HRs:	Ryan McBroom/Brady Wilson (6th inn.), West Virginia, May 25, 2013
Hit a Grand-Slam:	Audie Afenir (3rd inn.), Oral Roberts, April 16, 2015
Had 5+ Hits in a Game:	Kyle Giusti (5), Abilene Christian, March 13, 2014
<i>Had 6+ RBI in a Game:</i>	<i>Michael Davis (7), Texas Tech, April 10, 2016</i>
Scored 10+ Runs in an Inning:	UCLA (10 in the 6th inn.), May 26, 1997
Had a Pinch-Hit Home Run:	Daniel Mengden, Texas A&M, May 19, 2012
Pitched a Complete Game:	Andrew Morales, UC Irvine, June 7, 2014
<i>Had 10+ Strikeouts in a Game:</i>	<i>Jake Irvin (10), Oklahoma, April 20, 2016</i>

italics — occurred during 2016 season

* — most recent occurrence in 2016