



# 2016 OKLAHOMA STATE COWBOY BASEBALL

Wade McWhorter • Coordinator, Media Relations • (405) 744-7853 (o) or 612-5240 (c) • wade.mcwhorter@okstate.edu  
Oklahoma State Athletics Media Relations • 220 Athletics Center, Stillwater, OK 74078 • www.okstate.com

## 2016 SCHEDULE

Feb. 19	at UT Arlington%	L, 2-3
Feb. 20	vs. Stephen F. Austin%	W, 8-2
Feb. 20	at UT Arlington%	W, 5-3
Feb. 21	vs. Stephen F. Austin%	L, 4-5 (10)
Feb. 26	at #10 North Carolina	L, 1-2
Feb. 27	at #10 North Carolina	L, 6-7 (10)
Feb. 28	at #10 North Carolina	L, 3-4
<b>March 1</b>	<b>Incarnate Word</b>	<b>W, 7-1</b>
<b>March 2</b>	<b>Incarnate Word</b>	<b>W, 3-2</b>
<b>March 4</b>	<b>Indiana State</b>	<b>W, 1-0</b>
<b>March 5</b>	<b>Indiana State</b>	<b>W, 9-2</b>
<b>March 6</b>	<b>Indiana State</b>	<b>L, 0-2</b>
March 8	at #12 Missouri State	W, 6-5 (10)
<b>March 11</b>	<b>Abilene Christian</b>	<b>W, 9-2</b>
<b>March 12</b>	<b>Abilene Christian</b>	<b>W, 16-0</b>
<b>March 14</b>	<b>Abilene Christian</b>	<b>W, 8-4</b>
March 15	at #26 Dallas Baptist	W, 7-6
<b>March 18</b>	<b>#18 Michigan</b>	<b>W, 6-3</b>
<b>March 19</b>	<b>#18 Michigan</b>	<b>W, 5-4</b>
<b>March 20</b>	<b>#18 Michigan</b>	<b>L, 2-4</b>
March 22	at Wichita State	W, 17-0
March 24	at Kansas State*	W, 2-1
March 25	at Kansas State*	W, 5-4
March 26	at Kansas State*	W, 5-4 (10)
<b>March 29</b>	<b>#15 Arkansas</b>	<b>W, 5-4</b>
April 1	at West Virginia*	5:30 p.m.
April 2	at West Virginia*	3 p.m.
April 3	at West Virginia*	Noon
<b>April 8</b>	<b>Texas Tech*</b>	<b>6 p.m.</b>
<b>April 9</b>	<b>Texas Tech*</b>	<b>3 p.m.</b>
<b>April 10</b>	<b>Texas Tech*</b>	<b>1 p.m.</b>
<b>April 12</b>	<b>Oral Roberts</b>	<b>6 p.m.</b>
April 15	at Baylor*	6:30 p.m.
April 16	at Baylor*	3 p.m.
April 17	at Baylor*	1 p.m.
April 19	at Oklahoma	6 p.m.
<b>April 22</b>	<b>TCU*</b>	<b>6 p.m.</b>
<b>April 23</b>	<b>TCU*</b>	<b>4 p.m.</b>
<b>April 24</b>	<b>TCU*</b>	<b>1 p.m.</b>
April 26	at Arkansas	6:35 p.m.
<b>April 27</b>	<b>Little Rock</b>	<b>6 p.m.</b>
April 29	at Texas*	7 p.m.
April 30	at Texas*	3:30 p.m.
May 1	at Texas*	1:30 p.m.
<b>May 6</b>	<b>Prairie View A&amp;M</b>	<b>6 p.m.</b>
<b>May 7</b>	<b>Prairie View A&amp;M</b>	<b>3 p.m.</b>
<b>May 8</b>	<b>Prairie View A&amp;M</b>	<b>1 p.m.</b>
<b>May 10</b>	<b>Dallas Baptist</b>	<b>6 p.m.</b>
May 13	Oklahoma* (OKC)	6:30 p.m.
May 14	Oklahoma* (Tulsa)	7:30 p.m.
May 15	Oklahoma* (Tulsa)	2 p.m.
May 17	at Oral Roberts	6:30 p.m.
<b>May 19</b>	<b>Kansas*</b>	<b>6:30 p.m.</b>
<b>May 20</b>	<b>Kansas*</b>	<b>6 p.m.</b>
<b>May 21</b>	<b>Kansas*</b>	<b>3 p.m.</b>
May 25-29	Big 12 Baseball Championship#	
June 3-6	NCAA Regionals\$	
June 5-8	NCAA Super Regionals\$	
June 14-25	College World Series!	

**Bold italics indicates home game • All Times Central**

\* — Big 12 Conference game

% — Clay Gould Classic • Arlington, Texas

# — Chickasaw Bricktown Ballpark • Oklahoma City

\$ — Campus Sites

! — TD Ameritrade Park • Omaha, Neb.



## #16 Oklahoma State (18-7, 3-0) vs. West Virginia (12-10, 2-3)

**Monongalia County Ballpark (3,500)  
Morgantown, W.Va.**

**Fri., April 1: 5:30 p.m. (CST)  
Sat., April 2: 3 p.m. (CST)  
Sun., April 3: Noon (CST)**



### Oklahoma State

Oklahoma State returns to Big 12 Conference action this weekend when the league-leading Cowboys travel to Morgantown to take on West Virginia. Friday's series opener is scheduled for 5:30 p.m., with Saturday's game at 3 p.m. and Sunday's finale set for noon (all times CST).

Winners of five in a row, OSU is 18-7 on the season and opened Big 12 play last week with a three-game sweep at Kansas State, the first time the Cowboys had swept their first conference series of the season since 2001. OSU went 16-2 in March, including five wins over a ranked opponent.

Led by Donnie Walton and his .330 batting average, the Cowboys are hitting a collective .247 while the pitching staff ranks fifth nationally with a Big 12-best 2.24 ERA.

The Cowboys are coming off a 38-20 season in which they made their third consecutive NCAA Regional appearance, and expectations are again high. OSU was ranked in the top 10 nationally in four different preseason polls and returns seven starters from 2015, including All-Big 12 Conference performers Donnie Walton, Ryan Sluder and Corey Hassel.

The 2016 season will mark OSU's fourth under Holliday, who compiled a 127-57 record in his first three seasons at his alma mater.

### About The Mountaineers

West Virginia is 12-10 on the season and in fifth place in the Big 12 standings with a 2-3 mark. Led by senior outfielder KC Huth (.351, 2 HR, 11 RBI), the Mountaineers are hitting .282, while the pitching staff sports a collective 3.94 ERA.

Expected to start on the mound for WVU are:

**Friday - RHP Chad Donato (1-2, 2.87)**

**Saturday - LHP Ross Vance (3-1, 3.68)**

**Sunday - RHP BJ Myers (2-2, 2.67)**

OSU is 9-3 all time against West Virginia. Last season, the Cowboys dropped a 5-4 contest in Stillwater in the lone game of a scheduled series shortened by rain, but defeated WVU, 3-0, at the Big 12 Championship two weeks later.

### Watch, Listen, Follow

The West Virginia series is available to watch free online via [www.wvusports.com](http://www.wvusports.com), with links for each game available on the baseball home page under Schedule.

All OSU baseball games are carried live by Stillwater Radio and air on KSPI 93.7 FM or 780 AM. Rex Holt, who is in his 34th season on the air with Cowboy baseball, will call the action, with Matt "Chief" Davis providing color commentary. Radio broadcasts are also available online at [okstate.com/watch](http://okstate.com/watch).

Live stats for all games can also be found at [okstate.com](http://okstate.com), with links available under the Schedule tab on the baseball home page. Additionally, fans can follow the official OSU Baseball Twitter account, @OSUBaseball, for in-game updates.

### OSU PROBABLE STARTERS

Position Players			2016 Statistics				Noteworthy
Pos.	No.	Player	GP-GS	Avg.	HR	RBI	
C	16	Collin Theroux	23-23	.115	2	12	Three-run homers vs. Michigan and Arkansas
1B	22	Dustin Williams	25-25	.228	7	22	Leads Big 12 in home runs
2B	3	J.R. Davis	17-16	.316	0	3	Cowboys are 11-1 w/Davis hitting leadoff
SS	5	Donnie Walton	25-25	.330	1	16	All-Big 12 First Team in 2014 & 2015
3B	7	Garrett Bengé	25-23	.318	2	17	Reached base safely in 13-straight games
RF	28	Corey Hassel	25-25	.297	2	14	Leads team with 10 doubles
CF	8	Ryan Sluder	14-11	.190	3	5	Three of eight hits this season are homers
LF	13	Jon Littell	23-22	.293	2	12	6-for-11 (.545), HR, 2 RBI in K-State series
DH	44	Andrew Rosa	17-12	.186	0	4	Played in nine games in 2015 before redshirting

### Starting Pitchers

R/L	No.	Player	W-L	ERA	Last Appearance	W-L	IP	H	R	ER	BB	SO
R	45	Thomas Hatch	1-1	3.92	3/24 at Kansas State	W	6.0	3	0	0	4	8
R	25	Trey Cobb	3-3	2.15	3/25 at Kansas State	ND	4.1	3	1	0	4	5
R	34	Jensen Elliott	2-1	2.05	3/26 at Kansas State	ND	6.0	6	2	1	2	5



# 2016 COWBOY BASEBALL ROSTER

## NUMERICAL ROSTER

No.	Name	Pos.	B/T	Ht.	Wt.	Class	Hometown (High School/Previous School)
1	Alex Shaver	OF	L/L	5-11	189	Fr.	Sugarland, Texas (George Ranch HS)
2	J.R. Davis	INF	R/R	5-9	187	Jr.	Vallejo, Calif. (St. Patrick-St. Vincent HS/Contra Costa CC)
3	Garrett McCain	OF	R/L	6-0	186	So.	Wylie, Texas (Wylie East HS)
4	Jacob Chappell	INF	R/R	6-0	164	So.	Guthrie, Okla. (Guthrie HS)
5	Donnie Walton	INF	S/R	5-10	184	Sr.	Tulsa, Okla. (Bishop Kelley HS)
6	David Petrino	INF	R/R	5-10	198	Sr.	Springdale, Ark. (Shiloh Christian/Central Arizona CC)
7	Garrett Benge	INF	L/R	5-11	200	So.	Yukon, Okla. (Yukon HS/Cowley County CC)
8	Ryan Sluder	OF	R/R	6-2	197	Jr.	Amarillo, Texas (Amarillo HS)
13	Jon Littell	OF	R/R	6-3	205	So.	Stillwater, Okla. (Stillwater HS)
15	Garrett Williams	LHP	L/L	6-1	204	Jr.	Lubbock, Texas (Calvary Baptist HS)
16	Collin Theroux	C	R/R	6-1	223	Jr.	San Mateo, Calif. (Junipero Serra HS/San Joaquin Delta CC)
17	Baylor Rowlett	C	R/R	6-0	198	Fr.	College Station, Texas (College Station HS)
18	Colin Simpson	C	L/R	5-9	227	Fr.	Edmond, Okla. (Memorial HS)
19	Carson Teel	LHP	L/L	6-0	170	R-Fr.	Stillwater, Okla. (Stillwater HS)
22	Dustin Williams	1B	L/R	6-2	229	Jr.	Weatherford, Texas (Weatherford HS)
23	Bryce Verplank	RHP/OF	R/R	6-4	223	Fr.	Flower Mound, Texas (Marcus HS)
24	Conor Costello	RHP/OF	R/R	6-3	211	Sr.	Edmond, Okla. (Santa Fe HS/Arkansas)
25	Trey Cobb	RHP	R/R	6-1	199	Jr.	Broken Arrow, Okla. (Broken Arrow HS)
26	Luke Matheny	RHP	R/R	6-2	199	Fr.	Chesterfield, Mo. (Westminster Christian)
27	Michael Mertz	RHP	R/R	6-2	209	Jr.	Pflugerville, Texas (Pflugerville HS/Cisco College)
28	Corey Hassel	OF/RHP	R/R	5-10	175	Sr.	Stillwater, Okla. (Stillwater HS)
30	Remy Reed	RHP	R/R	6-5	225	Jr.	Frisco, Texas (Frisco HS/Navarro College)
31	Matt Wilson	LHP	L/L	6-5	209	So.	Dallas, Texas (Highland Park HS)
32	Ben Leeper	RHP	R/R	5-11	193	Fr.	Southlake, Texas (Southlake Carroll HS)
33	Mason O'Brien	1B	L/L	6-0	193	So.	Owasso, Okla. (Owasso HS)
34	Jensen Elliott	RHP	R/R	6-6	206	Fr.	Coppell, Texas (Coppell HS)
36	Max Simpson	RHP	R/R	6-3	201	So.	Tulsa, Okla. (Bishop Kelley HS/Hutchinson CC)
37	Tyler Buffett	RHP	R/R	6-2	197	Jr.	Albuquerque, N.M. (Albuquerque Academy)
38	Nick Gallo	INF	R/R	5-10	181	Jr.	West Palm Beach, Fla. (Palm Beach Gardens HS/Palm Beach St. CC)
39	Alex Hackerott	LHP	R/L	6-2	196	Sr.	Sand Springs, Okla. (Charles Page HS)
42	Jake Cowan	RHP	R/R	6-1	201	So.	Mangum, Okla. (Mangum HS/Cowley County CC)
43	Blake Battenfield	RHP	R/R	6-4	210	So.	Claremore, Okla. (Verdigris HS)
44	Andrew Rosa	INF	R/R	6-2	188	So.	Owasso, Okla. (Owasso HS)
45	Thomas Hatch	RHP	R/R	6-1	190	So.	Tulsa, Okla. (Jenks HS)
46	Joe Lienhard	RHP	R/R	6-4	239	Fr.	Wichita, Kan. (Kapaun Mt. Carmel HS)

## COACHES

9	Josh Holliday – Head Coach (Fourth Season)
10	Rob Walton – Assistant Coach (Fourth Season)
12	James Vilade – Assistant Coach (First Season)
40	Mark Ginther – Volunteer Assistant Coach (Second Season)
	Heath Holliday – Director of Baseball Operations (First Season)
	Victor Romero – Graduate Manager (Second Season)

## ALPHABETICAL ROSTER

No.	Name	Pos.
43	Battenfield, Blake	RHP
7	Benge, Garrett	INF
37	Buffett, Tyler	RHP
4	Chappell, Jacob	INF
25	Cobb, Trey	RHP
24	Costello, Conor	RHP/OF
42	Cowan, Jake	RHP
2	Davis, J.R.	INF
34	Elliott, Jensen	RHP
38	Gallo, Nick	INF
39	Hackerott, Alex	LHP
28	Hassel, Corey	OF/RHP
45	Hatch, Thomas	RHP
32	Leeper, Ben	RHP
46	Lienhard, Joe	RHP
13	Littell, Jon	OF
26	Matheny, Luke	RHP
3	McCain, Garrett	OF
27	Mertz, Michael	RHP
33	O'Brien, Mason	1B
6	Petrino, David	INF
30	Reed, Remy	RHP
44	Rosa, Andrew	INF
17	Rowlett, Baylor	C
1	Shaver, Alex	OF
18	Simpson, Colin	C
36	Simpson, Max	RHP
8	Sluder, Ryan	OF
19	Teel, Carson	LHP
16	Theroux, Collin	C
23	Verplank, Bryce	RHP/OF
5	Walton, Donnie	INF
22	Williams, Dustin	1B
15	Williams, Garrett	LHP
31	Wilson, Matt	LHP

## PRONUNCIATION GUIDE

Benge	like binge (binj)
Hackerott	hacker-it
Lienhard	lin-hard
Littell	li-tell
Matheny	ma-thee-knee
Remy Reed	rimmy
Sluder	slew-der
Theroux	th-row
Vilade	rhymes with made

## BY CLASS

**Seniors (5):** Costello, Hackerott, Hassel, Petrino, Walton  
**Juniors (10):** Buffett, Cobb, Davis, Gallo, Mertz, Reed, Sluder, Theroux, D. Williams, G. Williams  
**Sophomores (11):** Battenfield, Benge, Chappell, Cowan, Hatch, Littell, McCain, O'Brien, Rosa, M. Simpson, Wilson  
**Redshirt Freshmen (1):** Teel  
**Freshmen (8):** Elliott, Leeper, Lienhard, Matheny, Rowlett, Shaver, C. Simpson, Verplank

## ROSTER BREAKDOWN

### BY STATE

**Oklahoma (16):** Battenfield, Benge, Chappell, Cobb, Costello, Cowan, Hackerott, Hassel, Hatch, Littell, O'Brien, Rosa, C. Simpson, M. Simpson, Teel, Walton  
**Texas (12):** Elliott, Leeper, McCain, Mertz, Reed, Rowlett, Shaver, Sluder, Verplank, D. Williams, G. Williams, Wilson  
**California (2):** Davis, Theroux  
**Arkansas (1):** Petrino  
**Florida (1):** Gallo  
**Kansas (1):** Lienhard  
**Missouri (1):** Matheny  
**New Mexico (1):** Buffett



# RADIO/TV CHART



**1**

**Alex Shaver**  
OF • L/L • 5-11, 189  
Fr. • Sugarland, Texas




**2**

**J.R. Davis**  
INF • R/R • 5-9, 187  
Jr. • Vallejo, Calif.




**3**

**Garrett McCain**  
OF • R/L • 6-0, 186  
So. • Wylie, Texas




**4**

**Jacob Chappell**  
INF • R/R • 6-0, 164  
So. • Guthrie, Okla.




**5**

**Donnie Walton**  
INF • S/R • 5-10, 184  
Sr. • Tulsa, Okla.




**6**

**David Petrino**  
INF • R/R • 5-10, 198  
Sr. • Springdale, Ark.




**7**

**Garrett Bengel**  
INF • L/R • 5-11, 200  
So. • Yukon, Okla.



**8**

**Ryan Sluder**  
OF • R/R • 6-2, 197  
Jr. • Amarillo, Texas




**13**

**Jon Littell**  
OF • R/R • 6-3, 205  
So. • Stillwater, Okla.




**15**

**Garrett Williams**  
LHP • 6-1, 204  
Jr. • Lubbock, Texas




**16**

**Collin Theroux**  
C • R/R • 6-1, 223  
Jr. • San Mateo, Calif.




**17**

**Baylor Rowlett**  
C • R/R • 6-0, 198  
Fr. • College Station, Texas




**18**

**Colin Simpson**  
C • L/R • 5-9, 227  
Fr. • Edmond, Okla.




**19**

**Carson Teel**  
LHP • 6-0, 170  
R-Fr. • Stillwater, Okla.



**22**

**Dustin Williams**  
1B • L/R • 6-2, 229  
Jr. • Weatherford, Texas



**23**

**Bryce Verplank**  
RHP/OF • R/R • 6-4, 223  
Fr. • Flower Mound, Texas



**24**

**Conor Costello**  
RHP/OF • R/R • 6-3, 211  
Sr. • Edmond, Okla.




**25**

**Trey Cobb**  
RHP • 6-1, 199  
Jr. • Broken Arrow, Okla.




**26**

**Luke Matheny**  
RHP • 6-2, 191  
Fr. • Chesterfield, Mo.



**27**

**Michael Mertz**  
RHP • 6-2, 209  
Jr. • Pflugerville, Texas




**28**

**Corey Hassel**  
OF/RHP • R/R • 5-10, 175  
Sr. • Stillwater, Okla.




**30**

**Remey Reed**  
RHP • 6-5, 225  
Jr. • Frisco, Texas



**31**

**Matt Wilson**  
LHP • 6-5, 209  
So. • Dallas, Texas



**32**

**Ben Leeper**  
RHP • 5-11, 193  
Fr. • Southlake, Texas



**33**

**Mason O'Brien**  
1B • L/L • 6-0, 193  
So. • Owasso, Okla.



**34**

**Jensen Elliott**  
RHP • 6-6, 206  
Fr. • Coppell, Texas




**36**

**Max Simpson**  
RHP • 6-3, 201  
So. • Tulsa, Okla.




**37**

**Tyler Buffett**  
RHP • 6-2, 197  
Jr. • Albuquerque, N.M.




**38**

**Nick Gallo**  
INF • R/R • 5-10, 181  
Jr. • West Palm Beach, Fla.




**39**

**Alex Hackerott**  
LHP • 6-2, 196  
Sr. • Sand Springs, Okla.



**42**

**Jake Cowan**  
RHP • 6-1, 201  
So. • Mangum, Okla.



**43**

**Blake Battenfield**  
RHP • 6-4, 210  
So. • Claremore, Okla.



**44**

**Andrew Rosa**  
INF • R/R • 6-2, 188  
So. • Owasso, Okla.



**45**

**Thomas Hatch**  
RHP • 6-1, 190  
So. • Tulsa, Okla.



**46**

**Joe Lienhard**  
RHP • 6-4, 239  
Fr. • Wichita, Kan.



**9**

**Josh Holliday**  
Head Coach  
Fourth Season




**12**

**James Vilade**  
Asst. Coach/Recruiting  
First Season




**10**

**Rob Walton**  
Asst. Coach/Pitching  
Fourth Season



**40**

**Mark Ginther**  
Volunteer Asst. Coach  
Second Season



**Heath Holliday**  
Director of Operations  
First Season





# GAME NOTES



## 2016 BIG 12 CONFERENCE STANDINGS

	Big 12		Overall		
	W	L	W	L	T
<b>Oklahoma State</b>	<b>3</b>	<b>0</b>	<b>18</b>	<b>7</b>	<b>0</b>
Texas Tech	5	1	17	8	0
TCU	4	2	19	5	0
Texas	2	1	11	14	0
West Virginia	2	3	12	10	0
Baylor	1	2	11	13	0
Kansas	0	2	9	13	0
Oklahoma	0	3	12	13	1
Kansas State	0	3	12	14	0

## This Weekend's Big 12 Schedule

Friday		
TCU at Wichita State	6:30 p.m.	
Kansas at Baylor	6:30 p.m.	
Kansas State at Texas Tech	6:30 p.m.	
Texas at Oklahoma	7 p.m.	
Saturday		
TCU at Wichita State	2 p.m.	
Kansas State at Texas Tech	2 p.m.	
Kansas at Baylor	3 p.m.	
Texas at Oklahoma	3 p.m.	
Sunday		
Kansas State at Texas Tech	Noon	
TCU at Wichita State	1 p.m.	
Kansas at Baylor	1 p.m.	
Texas at Oklahoma	1 p.m.	

...

## 2016 Big 12 Preseason Coaches Poll

- TCU (3)
- Oklahoma State (3)**
- Texas (3)
- Oklahoma
- Texas Tech
- West Virginia
- Kansas
- Kansas State
- Baylor

...

## 2016 Oklahoma State Awards/Accolades

Donnie Walton	Golden Spikes Award Watch List
Tyler Buffett	Co-Big 12 Pitcher of Week, 3/7
Dustin Williams	Big 12 Player of Week, 3/14
Conor Costello	Senior CLASS Award candidate
Trey Cobb	Big 12 Pitcher of the Week, 3/21
Tyler Buffett	Big 12 Pitcher of Week, 3/28

## In The Polls

OSU is ranked as high as No. 16 in this week's national polls, earning that spot from *Baseball America* and Perfect Game. The Cowboys are also ranked 18th by the NCBWA, 20th in the *USA Today* coaches poll and 21st by *D1Baseball.com*.

OSU has been ranked in at least one national poll for 58 consecutive weeks dating back to 2013, when the Cowboys were in the polls for the final 14 weeks of the season. During that time, they have spent 16 weeks in the Top 10 and been ranked as high as No. 3 (by the NCBWA in 2014). They finished the '14 season ranked 10th in each of the final polls, marking the 19th time in program history OSU ended the season in the top 10 in the national polls.

## 2,500 Club

Oklahoma State entered 2016 as one of only 18 programs in Division I history to reach 2,500 victories, beginning the year with 2,513 all-time wins. Of those achieving that feat, only one has played fewer seasons than OSU's 104 (Florida State with 68).

OSU entered the 2016 season ranked sixth all time in NCAA history with a .665 winning percentage.

## The Century Mark

In his third season as head coach at his alma mater, Josh Holliday became the sixth skipper to record 100 career wins at Oklahoma State. Holliday's 100th win came on March 13, 2015, against Grand Canyon in his 143rd game, making him the second-fastest Cowboy boss to reach 100 victories.

Coach	Games to reach 100 wins	Season reached 100 wins
Toby Greene	140	8th
Josh Holliday	143	3rd
Gary Ward	146	3rd
Tom Holliday	147	3rd
Chet Bryan	161	6th
Frank Anderson	162	3rd

## Omaha

The Cowboys' coaching staff is no stranger to the College World Series, with Josh Holliday and Rob Walton combining for nine CWS appearances as either a player or coach.

Holliday played on a pair of CWS teams at OSU (1996 & 1999) and has coached in the CWS as an assistant at Georgia Tech (2006), Arizona State (2009) and Vanderbilt (2011).

Walton spent four seasons as a pitcher at OSU from 1983-86, and each of those teams appeared in the CWS.

## Baseball In Their Blood

Baseball — and Oklahoma State — is definitely a family affair for Josh Holliday.

Josh's father, Tom, served as an OSU assistant coach for 19 years then took over as the Cowboys' head coach from 1997-2003, leading the program to its last College World Series appearance in 1999 (and coaching Josh in his final three collegiate seasons). Tom has spent four decades as a collegiate coach and was inducted into the Cowboy Baseball Hall of Fame in 2016.

Josh's younger brother, Matt, is an outfielder for the St. Louis Cardinals. In 12 major league seasons, Matt has been named to seven MLB All-Star teams.

Josh's uncle, Dave Holliday, was an OSU assistant coach from 1981-88 and has since held a variety of roles in Major League Baseball, including his current spot as a professional scout for the Atlanta Braves.

## Home Sweet Home

Allie P. Reynolds Stadium has been home to Oklahoma State baseball since April 4, 1981, and in those 35 seasons, the Cowboys have been nearly unbeatable on their home field.

OSU is 890-210 (.809) all time at Reynolds Stadium and has lost more than two consecutive games on its home turf only five times (six in a row in 2007; three straight in 2010, 2012, 2013 and 2014).

The Cowboys are 10-2 on their home field in 2016.

## On The Road Again and Again and Again and Again and Again and Again and Again and...

As has become commonplace, OSU opened Big 12 Conference play on the road in 2016.

The Cowboys have begun league play at Allie P. Reynolds Stadium only twice since 2003 (in 2005 and 2013), and this season OSU opened at Kansas State.

The trend will continue in the near future as the conference office has set schedules for 2017 and 2018, and in each of those seasons, OSU opens Big 12 action away from Stillwater.

Since 2004 and spanning through 2018, OSU will have opened conference play on the road 13 times and only two times at home. Since Big 12 baseball began play in 1997, the Cowboys will have opened league play on the road 16 times and just six times in Stillwater.

## It's Been Awhile

OSU has not lost a three-game Big 12 Conference series at Allie P. Reynolds Stadium since 2012 when it was swept by Texas A&M on the final weekend of the season. Over the last three seasons, the Cowboys have won nine consecutive three-game league series on their home field following a split in a rain-shortened two-game series with Baylor to open league play in 2013. (In 2015 OSU lost its only game vs. West Virginia in Stillwater — the final two games of the series were canceled due to weather).



## GAME NOTES



### Josh Holliday

Head Coach,  
Fourth Season

Josh Holliday returned home to take over the Oklahoma State baseball program when he was named the 15th head coach in program history on June 8, 2012.

Holliday's hire has paid huge and immediate dividends as he has led the OSU program back to national prominence in his first three years at the helm.

Since taking over the reins, Holliday has guided the Cowboys to three-straight NCAA Tournament appearances, the program's first-ever regular season Big 12 Conference championship and its third NCAA Super Regional berth. During Holliday's three-year tenure, the Cowboys have won 127 games, the second-highest win total among Big 12 teams during that span.

The Oklahoma State alumnus and native of Stillwater made an immediate impact in his first season at the helm, leading the Cowboys to a 41-19 record and the finals of the NCAA Louisville Regional.

OSU's 41 wins in 2013 was its most since 2008, and the Cowboys' second-place finish in the Big 12 Conference was also its best in five years.

Under Holliday's direction, the Cowboys won five of their eight Big 12 series, including four in a row to end the season, and OSU had 11 players garner All-Big 12 accolades, its most since 2008.

OSU's second season under Holliday was even better, and he became the first-ever Cowboy skipper to be named the Big 12 Conference Coach of the Year.

In 2014, the Cowboys went 48-18, marking the most wins for the program since 1994. OSU captured the Big 12 regular season crown with an 18-6 mark, then went on to win the NCAA Stillwater Regional championship and advance to the NCAA Stillwater Super Regional, its first Super Regional appearance since 2007.

The 2014 season also saw the Cowboys win their final seven Big 12 Conference series and rank in the top 10 nationally in five categories, including home runs, walks, sacrifice bunts and winning percentage.

Further adding to the accolades, 2014 also saw a pair of Cowboys — Brendan McCurry and Zach Fish — earn All-America honors. Fish was named the Big 12 Player of the Year and was one of 11 Cowboys to garner All-Big 12 accolades, which included a school-record six first-team honorees.

Holliday is the first former OSU player to serve as the program's head coach. A four-year letterwinner for the Cowboys from 1996-99, Holliday was a starter on teams that made four NCAA Tournament appearances and reached the College World Series in 1996 and 1999.

For 11 years, Holliday served as an assistant coach at some of the nation's top baseball programs. He started his coaching career at OSU before serving on the staffs at North Carolina State, Georgia Tech, Arizona State and Vanderbilt. He coached seven NCAA Tournament teams and three of those advanced to the College World Series (Georgia Tech in 2006, Arizona State in 2009 and Vanderbilt in 2011).

A four-year letterwinner who played in 256 games, which ranks second all time at OSU, Holliday compiled a career .311 batting average to go along with 53 home runs, 62 doubles and 237 RBIs. He was inducted into the OSU Baseball Hall of Fame in 2003.

Holliday's name is prominent throughout the OSU record book. He is OSU's all-time leader in base on balls with 225 and ranks in the top five on the Cowboys' career lists in games, at bats, runs, hits, doubles, total bases, RBIs and hit by pitches while ranking seventh in homers.

Holliday was a three-time All-Big 12 performer, earning first-team honors in 1998 (at catcher) and 1999 (at third base). He was a second-team selection as a utility player in 1997 and was named the Big Eight Conference Freshman of the Year and a Freshman All-American in 1996.

#### Holliday Year-By-Year At OSU

	Overall	Big 12
2013	41-19	13-10
2014	48-18	18-6
2015	38-20	14-8
2016	18-7	3-0
Totals	145-64 (.694)	48-24 (.667)

#### THE JOSH HOLLIDAY FILE

- **1996-99:** Played at Oklahoma State
- **1999-00:** Played in Toronto Blue Jays organization
- **2001-03:** Oklahoma State assistant coach
- **2004:** North Carolina State assistant coach
- **2005-07:** Georgia Tech assistant coach
- **2008-09:** Arizona State assistant coach
- **2010-12:** Vanderbilt assistant coach
- **2013-pres.:** Oklahoma State head coach

#### Big 12's Best

Oklahoma State's .690 winning percentage (127-57) from 2013-15 marked the highest in the Big 12 Conference during that span. TCU came in second at .677, with the Cowboys only trailing the Horned Frogs by one in the win column.

OSU has also finished first or second in the league standings each of the last three years, and the Cowboys are the only Big 12 team over that span to finish over .500 in conference play each year.

#### Comeback Cowboys

Come-from-behind victories have become a trend for the Cowboys under Josh Holliday. OSU has overcome deficits to win 65 games in Holliday's four seasons, notching 18 comeback wins in 2013, 28 in 2014 and 15 a year ago.

#### Awards Show

A number of Cowboys who earned all-conference recognition a year ago return in 2015.

Donnie Walton was named to the All-Big 12 First Team as an infielder last season, while outfielders Ryan Sluder and Corey Hassel each picked up All-Big 12 Second Team honors.

Earning All-Big 12 honorable mention accolades were first baseman Dustin Williams and pitchers Trey Cobb and Remy Reed, while Jacob Chappell was named to the Big 12 All-Freshman Team.

#### I Feel A Draft

OSU has nine players on its 2016 roster who have been Major League Baseball Draft picks, including a pair of two-time draftees in Conor Costello (2011, Cincinnati, 16th/2015, Pittsburgh 38th) and Donnie Walton (2012, NY Mets, 36th/2015, Milwaukee, 23rd). Other MLB Draft picks include: Garrett Bengt (2015, Cleveland, 22nd); Thomas Hatch (2013, Colorado, 32nd); Jon Littell (2014, Washington, 39th); David Petrino (2014, Chicago Cubs, 39th); Andrew Rosa (2013, Boston, 30th); Collin Theroux (2015, Minnesota, 33rd); and Garrett Williams (2013, San Diego, 33rd).

#### Close Calls

OSU is 35-18 in one-run games since 2013, including a 9-5 mark this season (nine in row after losing first five, including four walk-off defeats). Under head coach Josh Holliday (2013-pres.), 36 of the Cowboys' 64 losses have come by two runs or less. In 2015, 14 of OSU's 20 losses were by two runs or less.

#### Small Ball

OSU has smashed program records for sacrifice bunts each of the last three years.

In 2014, the Cowboys were third nationally with 88 sacrifice bunts, which trumped the 2013 team's 74 sac bunts to set a program record. Donnie Walton ranked fourth in the NCAA in 2014 with 22 sac bunts and has racked up an OSU career-record 54 sacrifice bunts, a total which ranks ninth on the NCAA's all-time list.

Last season, OSU led the NCAA with 81 sacrifice bunts, and four different Cowboys had at least 10 sac bunts.

#### Strong-Armed

In three seasons under the direction of coach Rob Walton, OSU's pitching staff has turned in impressive numbers.

The Cowboys' success under Walton includes 12 All-Big 12 pitchers, two consensus first-team All-Americans, a Big 12 Pitcher of the Year and a first-round Major League Baseball Draft pick.

Here's just a sampling of how the Cowboys have performed under Walton:

- OSU's pitching staff led the Big 12 in ERA in conference-only games in 2014 (2.43) and 2015 (2.50).
- The Cowboys' 2.84 ERA in 2015 ranked eighth nationally and was the lowest by an OSU pitching staff since 1973.
- OSU recorded seven shutouts in both 2013 and 2014, marking just the fourth and fifth times in program history the Cowboys had reached that mark. In the 26 seasons prior to 2013, the program had reached seven shutouts only once.
- Over the last three seasons, OSU has seen Jason Hursh drafted in the first round of the 2013 Major League Baseball Draft, Brendan McCurry (2014) and Michael Freeman (2015) named first-team All-Americans and Freeman garner Big 12 Pitcher of the Year honors.
- Freeman's 1.31 ERA ranked sixth in the NCAA in 2015 and was the fifth lowest in a single season in OSU history.
- McCurry set OSU records for single-season saves (19) and career saves (27).

#### Dealing

OSU ranks fifth nationally with a 2.24 team ERA, and four Cowboys rank in the top 10 in the Big 12 in ERA — Tyler Buffett (second at 1.49), Thomas Hatch (fourth at 1.70), Jensen Elliott (seventh at 2.05) and Trey Cobb (eighth at 2.15).

OSU's 218 strikeouts, .219 opponent batting average and 10 saves also lead the conference.

#### Back In The Saddle

Donnie Walton spurned professional baseball last summer to return for his senior season with the Cowboys in 2016.

Walton has established himself as one of the Big 12's elite players since arriving on campus in 2013. In 185 career games, the switch hitter owns a .309 batting average to go along with nine home runs, 108 RBIs, 37 doubles and an OSU-record 54 sacrifice bunts (which ranks ninth on the NCAA's all-time list).

Primarily a shortstop throughout his career, Walton is one of just nine players in OSU history to earn All-Big 12 First Team accolades twice (in 2014 & 2015), with no Cowboy ever achieving that status three times.

A 23rd-round draft pick of the Milwaukee Brewers last June, Walton chose not to sign a pro contract and instead starred in the prestigious Cape Cod Baseball League. He was named the CCBL All-Star Game MVP and then earned the Star of Stars Award as the most valuable player of the CCBL playoffs after leading the Yarmouth-Dennis Red Sox to the league championship.

Walton is one of 50 players on USA Baseball's 2016 Golden Spikes Award Preseason Watch List. The award is given to the top player in amateur baseball.



## GAME NOTES

### COWBOY BASEBALL BY THE NUMBERS

<b>2,513/ .665</b>	OSU enters the 2016 season, the 105th in program history, with 2,475 wins and a .665 winning percentage
<b>115</b>	OSU has had 115 All-Americans in its history
<b>100</b>	Career home runs hit by Cowboy Pete Incaviglia, an NCAA record
<b>61</b>	OSU's record for wins in a season, set in 1984 & 1988
<b>58</b>	Consecutive game hitting streak for Robin Ventura in 1987, an NCAA record
<b>48/143</b>	Number of home runs & RBIs for Pete Incaviglia during the 1985 season, both NCAA records
<b>41</b>	NCAA Tournament berths for OSU, the fourth-highest total all time
<b>38</b>	Number of Cowboys to earn All-Big 12 First Team honors
<b>31</b>	Conference championships for the Cowboys (24 Big Eight, 5 Missouri Valley, 2 Big 12)
<b>24</b>	Big Eight Conference championships, a record
<b>23</b>	Cowboys have been named first-team All-American
<b>19</b>	College World Series appearances by OSU, which ranks sixth all time
<b>18</b>	Cowboys drafted in the first round of the Major League Baseball Draft
<b>16</b>	OSU won an NCAA record 16-straight Big Eight Conference championships from 1981-1996
<b>14</b>	Top 10 finishes in Baseball America final season polls (since 1981)
<b>7</b>	50 win seasons by the Cowboys
<b>6</b>	Berths in the College World Series championship game
<b>4</b>	Cowboys in the National College Baseball Hall of Fame - Robin Ventura, Pete Incaviglia, Gary Ward & Tom Borland
<b>3</b>	NCAA Super Regional appearances by the Cowboys - 1999, 2007, 2014
<b>2</b>	Cowboy alumni who are Major League Baseball managers - Robin Ventura (White Sox) & John Farrell (Red Sox)
<b>2</b>	Cowboys named Big 12 Conference Player of the Year - Zach Fish (2014) & Tyler Mach (2006)
<b>2</b>	Cowboys named Big 12 Conference Pitcher of the Year - Michael Freeman (2014) & Andrew Heaney (2012)
<b>1</b>	National championship for OSU, which came in 1959
<b>1</b>	Golden Spikes Award winner - Robin Ventura in 1988

#### Hometown Hero

Corey Hassel played in 86 games and hit just .208 in his first two seasons at OSU, but the Stillwater native had a breakout junior campaign for his hometown Cowboys in 2015.

Used mostly as a late-game defensive replacement and pinch runner in 2013 and 2014, Hassel became a regular starter in the outfield as a junior and led the Cowboys with a .312 batting average. He also topped OSU in multi-hit games (18) and multi-RBI efforts (11) en route to All-Big 12 Second Team honors. In conference play, Hassel hit .344 with two home runs and 18 RBIs and led OSU in numerous offensive categories, including RBIs, hits (31) and doubles (6).

A starter in all 25 games this season, Hassel is hitting .297 to go along with a .411 on-base percentage, seven stolen bases and a team-high 10 doubles.

#### The Candyman Can

Tyler Buffett was a reliable performer on the mound in his first two seasons in Stillwater but he has taken on a starring role in 2016.

In a team-high 15 appearances, 14 of those in relief, the junior right-hander is 4-1 with four saves and a 1.49 ERA, with the four wins and four saves already marking career highs. He is tied for the Big 12 lead in saves and ranks second in the league in opponent batting average (.175), wins, ERA and appearances. He's also among the conference leaders in strikeouts (36) and innings pitched (36.1).

Buffett has twice been named the Big 12 Pitcher of the Week, earning that distinction on March 7 and March 28.

#### Deep Threat

Dustin Williams tied for the OSU lead with six home runs last season — and in 15 games this year, he'd already equaled his long ball total of a year ago.

The Cowboys' junior first baseman currently leads the Big 12 with seven homers while ranking ninth in RBIs (22) and total bases (47).

The left-handed hitting Williams was named the Big 12 Player of the Week on March 14 following a three-game stretch that saw him go 5-for-11 (.455) at the plate with four home runs, seven RBIs, 17 total bases and a 1.545 slugging percentage. He homered in all three games — including twice in one of them — and also drove in multiple runs in each contest.

#### Workhorse

Trey Cobb became the Cowboys' go-to pitcher out of the bullpen in 2015. His team-high 31 appearances marked the third most in a single season in OSU history, and the right-hander compiled a 5-2 record and two saves to go along with a 2.61 ERA. In 58.2 innings — all in relief — Cobb racked up 53 strikeouts, and opponents hit just .221 against him as he earned honorable mention All-Big 12 accolades.

Cobb has made 10 appearances this season, four of those as a starter, and is 3-3 with two saves and a 2.15 ERA. He has also recorded 35 strikeouts in 29.1 innings, including 13 in six innings of work against 18th-ranked Michigan.

#### Hit Man

Garrett Bengé put up video game numbers at the junior college level last season, and he's proving to be a valuable hitter in his first season in an OSU uniform.

As a freshman at Cowley County CC, Bengé was the 2015 NJCAA Division I Player of the Year after hitting .502 with 19 home runs, 97 RBIs, 26 doubles and four triples. In 59 games, he collected 103 hits and a .946 slugging percentage.

Now manning the hot corner in Stillwater, Bengé is swinging a consistent bat for the Cowboys as he ranks second on the club in batting average (.318), doubles (7) and RBIs (17).

#### Injuries Take A Toll

Several key Cowboys have missed significant time this season due to injury. A shoulder issue kept Garrett Williams out of action until a relief appearance on March 25, while Conor Costello (hamate) has been on the injured list over the last 12 games. Ryan Sluder (thumb) missed nine games, and Colin Simpson (hamate) was out of action for 15 — both returned to action off the bench at Wichita State.

#### Building A Winner

In the first three seasons as head coach at his alma mater (2013-15), Josh Holliday has built quite an impressive resume. Just a few of the highlights:

- OSU's .690 winning percentage was the highest among Big 12 teams from 2013-15;
- OSU has finished first or second in the conference standings each year (1st in 2014, 2nd in 2013 and 2015);
- The Cowboys finished in the top 10 in the national rankings in 2014 after ending the 2013 season ranked as high as No. 19. Counting the 2016 preseason polls, they've been nationally ranked for 52 consecutive weeks.
- In 2014, OSU advanced to the third Super Regional in program history and won its first-ever Big 12 Conference regular season championship;
- OSU has hosted two NCAA Regionals and been the top-seeded team both times;
- The Cowboys have earned three NCAA Regional berths and advanced to the regional championship round twice;
- OSU has won at least five of its eight Big 12 Conference series each season (5 in 2013, 7 in 2014, 6 in 2015).

**OKSTATE.COM**  
f t YouTube g+ OSUATHLETICS



## COWBOYS IN THE RANKINGS

### Baseball America (March 28)

1. Texas A&M	21-3
2. Florida	23-3
3. Miami (Fla.)	20-4
4. Louisville	19-5
5. Mississippi State	17-7
6. Vanderbilt	20-4
7. South Carolina	23-2
8. TCU	18-5
9. North Carolina	19-4
10. California	14-6
11. Oregon State	16-5
12. Florida State	18-5
13. Mississippi	20-5
14. Virginia	17-8
15. Houston	16-7
<b>16. Oklahoma State</b>	<b>17-7</b>
17. Long Beach State	16-7
18. UC Santa Barbara	18-4
19. LSU	16-7
20. Michigan	16-5
21. Alabama	15-8
22. Arkansas	18-6
23. Georgia Tech	18-5
24. Kentucky	17-6
25. Florida Atlantic	18-4

### USA Today (March 28)

1. Texas A&M	21-3
2. Miami (Fla.)	20-4
3. Florida	23-3
4. Vanderbilt	20-4
5. Louisville	19-5
6. South Carolina	23-2
7. Oregon State	16-5
8. Florida State	18-5
9. TCU	18-5
10. North Carolina	19-4
11. Mississippi	20-5
12. Mississippi State	17-7
13. California	14-6
14. LSU	16-7
15. Arkansas	18-6
16. Virginia	17-8
17. Florida Atlantic	18-4
18. Georgia Tech	18-5
19. UC Santa Barbara	18-4
<b>20. Oklahoma State</b>	<b>17-7</b>
21. Missouri State	19-4
22. Clemson	17-6
23. North Carolina State	16-8
24. BYU	20-3
25. Houston	16-7

### NCBWA (March 28)

1. Texas A&M	21-3
2. Miami (Fla.)	20-4
3. Florida	23-3
4. Vanderbilt	20-4
5. Louisville	19-5
6. South Carolina	23-2
7. Florida State	18-5
8. TCU	18-5
9. Oregon State	16-5
10. North Carolina	19-4
11. Mississippi State	17-7
12. California	14-6
13. Mississippi	20-5
14. Virginia	17-8
15. LSU	16-7
16. Arkansas	18-6
17. Florida Atlantic	18-4
<b>18. Oklahoma State</b>	<b>17-7</b>
19. Missouri State	19-4
20. Houston	16-7
21. Georgia Tech	18-5
22. UC Santa Barbara	18-4
23. North Carolina State	16-8
24. Clemson	17-6
25. Michigan	16-5
26. BYU	20-3
27. Louisiana-Lafayette	15-9
28. Kentucky	17-6
29. UCLA	12-9
30. Oregon	11-9

### Collegiate Baseball (March 28)

1. Florida	23-3
2. South Carolina	23-2
3. Texas A&M	21-3
4. Miami (Fla.)	20-4
5. Louisville	19-5
6. Vanderbilt	20-4
7. Mississippi State	17-7
8. Florida State	18-5
9. North Carolina	19-4
10. California	14-6
11. UC Santa Barbara	18-4
12. Kentucky	17-6
13. Oregon State	16-5
14. Mississippi	20-5
15. TCU	18-5
16. Missouri State	19-4
17. Clemson	17-6
18. Florida Atlantic	18-4
19. Georgia Tech	18-5
20. LSU	16-7
21. Virginia	17-8
22. North Carolina State	16-8
23. Michigan	16-5
24. BYU	20-3
25. Alabama	15-8
26. Long Beach State	16-7
27. Tulane	17-7
28. Creighton	16-4
29. Texas Tech	16-7
30. Arizona	16-7

### D1Baseball (March 28)

1. Texas A&M	21-3
2. Florida	23-3
3. Vanderbilt	20-4
4. Miami (Fla.)	20-4
5. South Carolina	23-2
6. Oregon State	16-5
7. North Carolina	19-4
8. Louisville	19-5
9. Florida State	18-5
10. TCU	18-5
11. Mississippi State	17-7
12. California	14-6
13. Mississippi	20-5
14. Clemson	17-6
15. LSU	16-7
16. Long Beach State	16-7
17. North Carolina State	16-8
18. Arkansas	18-6
19. East Carolina	16-8
20. Virginia	17-8
<b>21. Oklahoma State</b>	<b>13-7</b>
22. Florida Atlantic	18-4
23. Houston	16-7
24. UC Santa Barbara	18-4
25. Georgia Tech	18-5

### Perfect Game (March 28)

1. Florida	23-3
2. Texas A&M	21-3
3. Miami (Fla.)	20-4
4. Vanderbilt	20-4
5. Louisville	19-5
6. TCU	18-5
7. North Carolina	19-4
8. South Carolina	23-2
9. Oregon State	16-5
10. Florida State	18-5
11. California	14-6
12. Mississippi State	17-7
13. Virginia	17-8
14. Mississippi	20-5
15. Houston	16-7
<b>16. Oklahoma State</b>	<b>17-7</b>
17. LSU	16-7
18. Arkansas	18-6
19. North Carolina State	16-8
20. UCLA	12-9
21. Coastal Carolina	16-9
22. Texas Tech	16-7
23. Michigan	16-5
24. Georgia Tech	18-5
25. Clemson	17-6

### Cowboys Week-By-Week In The National Polls

	Baseball America	USA Today	NCBWA	Collegiate Baseball	D1Baseball	Perfect Game
Preseason	9	10	11	25	8	7
Feb. 22	13	No poll	16	NR	12	11
Feb. 29	22	No poll	27	NR	25	24
March 7	22	NR	26	NR	25	23
March 14	22	NR	24	NR	25	23
March 21	19	25	22	NR	22	20
March 28	16	20	18	NR	21	16





# 2016 OVERALL STATISTICS

(All games Sorted by Batting avg)

Record: 18-7 Home: 10-2 Away: 7-4 Neutral: 1-1 Big 12: 3-0

Player	avg	gp-gs	ab	r	h	2b	3b	hr	rbi	tb	slg%	bb	hp	so	gdp	ob%	sf	sh	sb-att	po	a	e	fld%
5 Walton, Donnie	.330	25-25	91	20	30	7	1	1	16	42	.462	15	6	13	0	.451	1	2	7-9	27	65	6	.939
7 Bengel, Garrett	.318	25-23	85	14	27	7	2	2	17	44	.518	12	1	24	2	.400	2	0	2-3	14	39	3	.946
28 Hassel, Corey	.297	25-25	91	23	27	10	1	2	14	45	.495	12	7	21	1	.411	2	4	7-12	43	1	0	1.000
13 Littell, Jon	.293	23-22	82	14	24	4	0	2	12	34	.415	10	0	17	1	.370	0	4	2-4	32	1	0	1.000
22 Williams, Dustin	.228	25-25	92	14	21	3	1	7	22	47	.511	15	0	33	0	.330	2	0	2-3	230	13	4	.984
16 Theroux, Collin	.115	23-23	78	10	9	2	0	2	12	17	.218	15	0	45	1	.258	0	1	0-0	202	18	3	.987
-----																							
2 Davis, J.R.	.316	17-16	57	8	18	3	0	0	3	21	.368	7	2	5	3	.403	1	1	3-4	21	48	4	.945
24 Costello, Conor	.242	10-9	33	5	8	2	0	1	9	13	.394	9	1	5	0	.409	1	0	0-1	0	0	0	.000
18 Simpson, Colin	.222	6-3	9	0	2	0	1	0	0	4	.444	1	0	2	0	.300	0	0	0-0	12	3	1	.938
3 McCain, Garrett	.204	17-16	54	12	11	2	0	0	5	13	.241	11	3	10	1	.368	0	3	9-11	38	0	0	1.000
8 Sluder, Ryan	.190	14-12	42	9	8	1	0	3	5	18	.429	8	1	16	1	.333	0	1	1-1	17	0	0	1.000
44 Rosa, Andrew	.186	17-12	43	9	8	1	0	0	4	9	.209	10	4	12	1	.386	0	1	3-4	5	1	0	1.000
4 Chappell, Jacob	.156	23-8	32	0	5	0	0	0	3	5	.156	4	0	8	1	.243	1	2	1-1	20	48	3	.958
6 Petrino, David	.056	8-5	18	3	1	1	0	0	2	2	.111	2	1	2	0	.182	1	0	0-0	6	7	0	1.000
45 Hatch, Thomas	.000	1-1	0	0	0	0	0	0	0	0	.000	0	0	0	0	.000	0	0	0-0	2	8	2	.833
Totals	.247	25	807	141	199	43	6	20	124	314	.389	131	26	213	12	.365	11	19	37-53	676	277	29	.970
Opponents	.219	25	821	74	180	25	1	5	65	222	.270	108	19	218	23	.322	5	16	18-25	654	239	36	.961

LOB - Team (199), Opp (221). DPs turned - Team (29), Opp (15). CI - Team (2), Theroux 2. IBB - Team (4), Littell 1, McCain 1, Williams, D. 1, Bengel 1, Opp (3). Picked off - Littell 1, Costello 1, Davis 1.

(All games Sorted by Earned run avg)

Player	era	w-l	app	gs	cg	sho	sv	ip	h	r	er	bb	so	2b	3b	hr	b/avg	wp	hp	bks	sfa	sha
37 Buffett, Tyler	1.49	4-1	15	1	0	0/3	4	36.1	22	7	6	13	36	4	0	0	.175	2	2	0	0	5
45 Hatch, Thomas	1.70	2-0	6	6	0	0/1	0	37.0	35	8	7	11	28	1	0	0	.257	2	2	0	1	3
34 Elliott, Jensen	2.05	2-1	6	6	0	0/1	0	30.2	30	10	7	12	33	7	0	1	.252	5	4	0	2	2
25 Cobb, Trey	2.15	3-3	10	4	0	0/1	2	29.1	29	11	7	12	35	4	0	2	.257	0	1	0	0	2
27 Mertz, Michael	3.86	1-1	8	4	0	0/2	1	25.2	22	12	11	17	26	3	0	0	.234	3	4	1	0	1
-----																						
42 Cowan, Jake	0.00	0-0	2	0	0	0/0	0	3.2	1	0	0	3	3	0	0	0	.083	0	0	0	0	0
15 Williams, Garrett	0.00	1-0	2	0	0	0/0	0	1.2	1	1	0	4	2	1	0	0	.200	1	0	0	0	0
39 Hackerott, Alex	0.00	0-0	5	0	0	0/0	0	1.2	0	0	0	3	0	0	0	0	.000	0	0	0	0	0
31 Wilson, Matt	0.00	0-0	1	0	0	0/1	0	1.0	1	0	0	0	0	0	0	0	.333	0	0	0	0	0
43 Battenfield, Blake	0.53	1-0	12	0	0	0/0	2	17.0	10	5	1	9	8	0	0	0	.172	0	1	0	2	0
19 Teel, Carson	2.45	1-0	4	0	0	0/0	0	3.2	2	1	1	1	4	0	0	1	.143	1	0	0	0	0
32 Leeper, Ben	3.18	0-0	2	2	0	0/0	0	5.2	3	2	2	4	8	1	0	0	.150	2	1	0	0	0
46 Lienhard, Joe	3.52	0-0	6	2	0	0/0	0	7.2	7	6	3	9	7	1	0	0	.241	0	0	0	0	1
30 Reed, Remey	3.63	3-1	12	0	0	0/1	1	22.1	14	9	9	9	26	3	1	1	.179	4	3	0	0	2
36 Simpson, Max	9.00	0-0	3	0	0	0/0	0	2.0	3	2	2	1	2	0	0	0	.333	0	1	0	0	0
Totals	2.24	18-7	25	25	0	3/3	10	225.1	180	74	56	108	218	25	1	5	.219	20	19	1	5	16
Opponents	4.91	7-18	25	25	0	1/1	3	218.0	199	141	119	131	213	43	6	20	.247	21	26	7	11	19

PB - Team (9), Theroux 8, Simpson, C. 1, Opp (7). Pickoffs - Team (2), Elliott 1, Hatch 1, Opp (3). SBA/ATT - Theroux (13-18), Mertz (6-8), Simpson, C. (5-6), Hatch (3-3), Battenfield (2-3), Buffett (2-3), Cobb (1-3), Lienhard (1-2), Elliott (2-2), Leeper (1-1).





# 2016 BIG 12 CONFERENCE STATISTICS

## (Big 12 games only Sorted by Batting avg)

Record: 3-0 Home: 0-0 Away: 3-0 Big 12: 3-0

Player	avg	gp-gs	ab	r	h	2b	3b	hr	rbi	tb	slg%	bb	hp	so	gdp	ob%	sf	sh	sb-att	po	a	e	fld%
13 Littell, Jon	.545	3-3	11	3	6	1	0	1	2	10	.909	1	0	1	0	.583	0	1	1-1	2	0	0	1.000
5 Walton, Donnie	.286	3-3	14	1	4	2	0	0	2	6	.429	0	0	1	0	.286	0	0	0-0	3	11	2	.875
8 Sluder, Ryan	.250	3-3	12	3	3	0	0	1	2	6	.500	2	0	6	0	.357	0	0	0-0	3	0	0	1.000
7 Bengel, Garrett	.250	3-3	12	2	3	0	0	1	2	6	.500	1	0	5	1	.308	0	0	0-0	2	8	0	1.000
2 Davis, J.R.	.250	3-3	12	1	3	1	0	0	2	4	.333	0	1	3	1	.286	1	0	1-1	1	5	0	1.000
28 Hassel, Corey	.214	3-3	14	1	3	2	0	0	1	5	.357	0	1	5	0	.267	0	0	0-1	4	0	0	1.000
22 Williams, Dustin	.000	3-3	10	0	0	0	0	0	0	0	.000	4	0	4	0	.286	0	0	1-2	38	2	0	1.000
16 Theroux, Collin	.000	3-3	8	1	0	0	0	0	0	0	.000	4	0	7	0	.333	0	0	0-0	24	7	0	1.000
-----																							
44 Rosa, Andrew	.000	2-2	5	0	0	0	0	0	0	0	.000	2	1	2	0	.375	0	0	1-1	0	0	0	.000
4 Chappell, Jacob	.000	3-1	4	0	0	0	0	0	0	0	.000	2	0	3	0	.333	0	0	1-1	5	6	0	1.000
18 Simpson, Colin	.000	1-0	0	0	0	0	0	0	0	0	.000	0	0	0	0	.000	0	0	0-0	0	0	0	.000
3 McCain, Garrett	.000	1-0	0	0	0	0	0	0	0	0	.000	1	0	0	0	1.000	0	0	0-0	0	0	0	.000
Totals	.216	3	102	12	22	6	0	3	11	37	.363	17	3	37	2	.341	1	1	5-7	84	46	5	.963
Opponents	.214	3	103	9	22	4	0	1	7	29	.282	15	3	30	4	.331	0	3	2-2	84	22	5	.955

LOB - Team (28), Opp (31). DPs turned - Team (4), Opp (2). IBB - Team (2), McCain 1, Littell 1, Opp (1).

## (Big 12 games only Sorted by Earned run avg)

Player	era	w-l	app	gs	cg	sho	sv	ip	h	r	er	bb	so	2b	3b	hr	b/avg	wp	hp	bks	sfa	sha
37 Buffett, Tyler	0.00	1-0	3	0	0	0/0	2	6.0	4	0	0	1	7	0	0	0	.182	0	1	0	0	2
45 Hatch, Thomas	0.00	1-0	1	1	0	0/0	0	6.0	3	0	0	4	8	0	0	0	.150	2	0	0	0	0
25 Cobb, Trey	0.00	0-0	1	1	0	0/0	0	4.1	3	1	0	4	5	1	0	0	.188	0	0	0	0	0
34 Elliott, Jensen	1.50	0-0	1	1	0	0/0	0	6.0	6	2	1	2	5	2	0	0	.261	1	1	0	0	1
30 Reed, Remy	9.00	0-0	2	0	0	0/0	0	3.0	2	3	3	0	3	0	0	1	.182	1	1	0	0	0
-----																						
15 Williams, Garrett	0.00	1-0	1	0	0	0/0	0	1.2	1	1	0	2	2	1	0	0	.200	1	0	0	0	0
43 Battenfield, Blake	0.00	0-0	2	0	0	0/0	0	0.2	2	0	0	1	0	0	0	0	.500	0	0	0	0	0
39 Hackerott, Alex	0.00	0-0	1	0	0	0/0	0	0.1	0	0	0	0	0	0	0	0	.000	0	0	0	0	0
46 Lienhard, Joe	99.00	0-0	1	0	0	0/0	0	0.0	1	2	1	1	0	0	0	0	1.000	0	0	0	0	0
Totals	1.61	3-0	3	3	0	0/0	2	28.0	22	9	5	15	30	4	0	1	.214	5	3	0	0	3
Opponents	3.54	0-3	3	3	0	0/0	0	28.0	22	12	11	17	37	6	0	3	.216	1	3	2	1	1

PB - Team (2), Theroux 2. SBA/ATT - Theroux (2-2), Buffett (1-1), Hatch (1-1).



## 2016 SUMMARY

Score by innings	1	2	3	4	5	6	7	8	9	EX	Total
Oklahoma State	15	14	16	20	14	18	17	21	1	5	141
Opponents	8	5	14	6	5	9	5	11	6	5	74

### Record when ...

Overall	18-7	After 6 leading	13-1
Conference	3-0	..... trailing	1-4
Non-Conference	15-7	..... tied	4-2
Home games	10-2	After 7 leading	15-1
Away games	7-4	..... trailing	1-4
Neutral site	1-1	..... tied	2-2
Day games	13-7	After 8 leading	17-1
Night games	5-0	..... trailing	0-3
vs Left starter	8-3	..... tied	1-3
vs Right starter	10-4		
1-Run games	9-5	Hit 0 home runs	8-4
2-Run games	1-2	... 1 home run	4-3
5+Run games	6-0	... 2+ home runs	6-0
Extra innings	2-2		
Shutouts	3-1	Opponent 0 home runs	14-7
		..... 1 home run	3-0
Scoring 0-2 runs	2-4	..... 2+ HRs	1-0
..... 3-5 runs	6-2		
..... 6-9 runs	8-1	Made 0 errors	2-3
..... 10+ runs	2-0	.... 1 error	11-3
		.... 2+ errors	5-1
Opponent 0-2 runs	9-2		
..... 3-5 runs	8-4	Opp. made 0 errors	2-3
..... 6-9 runs	1-1	..... 1 error	8-3
..... 10+ runs	0-0	..... 2+ errors	8-1
Scored in 1st inning	6-3		
Opp. scored in 1st	1-6	Out-hit opponent	8-2
Scores first	16-3	Out-hit by opponent	7-3
Opp. scores first	2-4	Hits are tied	3-2

### Record when team scores:

Runs	0	1	2	3	4	5	6	7	8	9	10+
W-L	0-1	1-1	1-2	1-1	0-1	5-0	2-1	2-0	3-0	1-0	2-0

### Record when opponent scores:

Runs	0	1	2	3	4	5	6	7	8	9	10+
W-L	3-0	2-0	4-2	2-1	5-2	1-1	1-0	0-1	0-0	0-0	0-0

### Record when leading after:

Inn.	1	2	3	4	5	6	7	8
W-L	5-2	8-2	11-0	15-0	15-1	13-1	15-1	17-1

### Record when trailing after:

Inn.	1	2	3	4	5	6	7	8
W-L	0-3	0-2	0-3	0-3	0-4	1-4	1-4	0-3

### Record when tied after:

Inn.	1	2	3	4	5	6	7	8
W-L	13-2	10-3	7-4	3-4	3-2	4-2	2-2	1-3

Current winning streak: 5

Longest winning streak: 7

Longest losing streak: 4

Home attendance : 8893 ( 12 dates avg = 741 )

Away attendance : 18565 ( 13 dates avg = 1428 )

Total attendance: 27458 ( 25 dates avg = 1098 )



## 2016 MISCELLANEOUS STATS

Multiple Hit Games	2	3	4	5+	Total
5 Walton, Donnie	7	3	-	-	10
28 Hassel, Corey	7	1	-	-	8
13 Littell, Jon	5	2	-	-	7
2 Davis, J.R.	4	1	-	-	5
22 Williams, Dustin	4	1	-	-	5
7 Bengel, Garrett	2	2	-	-	4
8 Sluder, Ryan	2	-	-	-	2
3 McCain, Garrett	1	1	-	-	2
44 Rosa, Andrew	1	1	-	-	2
16 Theroux, Collin	1	1	-	-	2
4 Chappell, Jacob	1	-	-	-	1
24 Costello, Conor	1	-	-	-	1
TEAM	36	13	0	0	49

Multiple RBI Games	2	3	4	5+	Total
22 Williams, Dustin	4	1	-	1	6
7 Bengel, Garrett	3	2	-	-	5
5 Walton, Donnie	4	1	-	-	5
13 Littell, Jon	2	1	1	-	4
16 Theroux, Collin	1	2	1	-	4
24 Costello, Conor	4	-	-	-	4
28 Hassel, Corey	2	-	1	-	3
8 Sluder, Ryan	2	-	-	-	2
3 McCain, Garrett	-	1	-	-	1
44 Rosa, Andrew	1	-	-	-	1
2 Davis, J.R.	1	-	-	-	1
6 Petrino, David	1	-	-	-	1
TEAM	25	8	3	1	37

Hitting Streaks	Longest	Current
28 Hassel, Corey	8	2
7 Bengel, Garrett	7	7
13 Littell, Jon	6	-
5 Walton, Donnie	6	6
22 Williams, Dustin	6	-
2 Davis, J.R.	6	6
3 McCain, Garrett	5	1
24 Costello, Conor	3	2
8 Sluder, Ryan	3	3
4 Chappell, Jacob	2	-
44 Rosa, Andrew	2	1
18 Simpson, Colin	1	1
16 Theroux, Collin	1	1
6 Petrino, David	1	-

Reached Base Streaks	Longest	Current
28 Hassel, Corey	18	2
5 Walton, Donnie	17	7
22 Williams, Dustin	13	13
7 Bengel, Garrett	13	13
2 Davis, J.R.	10	10
24 Costello, Conor	9	9
44 Rosa, Andrew	9	9
3 McCain, Garrett	7	2
13 Littell, Jon	7	-
16 Theroux, Collin	5	5
6 Petrino, David	3	-
8 Sluder, Ryan	3	3
4 Chappell, Jacob	2	-
18 Simpson, Colin	1	1

### Starting Lineup By Position (Team W-L record when starter)

PITCHER:		
34 Elliott, Jensen	6	(4-2)
45 Hatch, Thomas	6	(5-1)
25 Cobb, Trey	4	(3-1)
27 Mertz, Michael	4	(2-2)
46 Lienhard, Joe	2	(2-0)
32 Leeper, Ben	2	(1-1)
37 Buffett, Tyler	1	(1-0)
CATCHER:		
16 Theroux, Collin	23	(17-6)
18 Simpson, Colin	2	(1-1)
FIRST BASE:		
22 Williams, Dustin	25	(18-7)
SECOND BASE:		
2 Davis, J.R.	15	(13-2)
4 Chappell, Jacob	8	(3-5)
6 Petrino, David	2	(2-0)
THIRD BASE:		
7 Bengel, Garrett	22	(17-5)
6 Petrino, David	2	(1-1)
44 Rosa, Andrew	1	(0-1)
SHORTSTOP:		
5 Walton, Donnie	25	(18-7)
LEFT FIELD:		
13 Littell, Jon	21	(17-4)
3 McCain, Garrett	3	(1-2)
44 Rosa, Andrew	1	(0-1)
CENTER FIELD:		
8 Sluder, Ryan	12	(8-4)
3 McCain, Garrett	12	(10-2)
28 Hassel, Corey	1	(0-1)
RIGHT FIELD:		
28 Hassel, Corey	24	(18-6)
13 Littell, Jon	1	(0-1)
DESIGNATED HITTER:		
44 Rosa, Andrew	10	(10-0)
24 Costello, Conor	9	(4-5)
2 Davis, J.R.	1	(1-0)
18 Simpson, Colin	1	(0-1)
6 Petrino, David	1	(1-0)
45 Hatch, Thomas	1	(1-0)
3 McCain, Garrett	1	(1-0)
7 Bengel, Garrett	1	(0-1)

### Starting Lineup By Lineup Spot (Team W-L record when starter)

LEADOFF:		
2 Davis, J.R.	12	(11-1)
28 Hassel, Corey	11	(6-5)
3 McCain, Garrett	1	(0-1)
44 Rosa, Andrew	1	(1-0)
2ND SPOT:		
28 Hassel, Corey	9	(8-1)
3 McCain, Garrett	6	(5-1)
13 Littell, Jon	4	(2-2)
8 Sluder, Ryan	3	(1-2)
44 Rosa, Andrew	3	(2-1)
3RD SPOT:		
5 Walton, Donnie	25	(18-7)
CLEANUP:		
22 Williams, Dustin	14	(12-2)
24 Costello, Conor	6	(3-3)
7 Bengel, Garrett	4	(2-2)
28 Hassel, Corey	1	(1-0)
5TH SPOT:		
7 Bengel, Garrett	9	(9-0)
22 Williams, Dustin	9	(5-4)
28 Hassel, Corey	4	(3-1)
18 Simpson, Colin	2	(0-2)
24 Costello, Conor	1	(1-0)
6TH SPOT:		
13 Littell, Jon	11	(10-1)
8 Sluder, Ryan	7	(6-1)
7 Bengel, Garrett	3	(1-2)
22 Williams, Dustin	2	(1-1)
44 Rosa, Andrew	1	(0-1)
2 Davis, J.R.	1	(0-1)
7TH SPOT:		
7 Bengel, Garrett	7	(5-2)
44 Rosa, Andrew	7	(7-0)
13 Littell, Jon	4	(3-1)
8 Sluder, Ryan	2	(1-1)
24 Costello, Conor	2	(0-2)
6 Petrino, David	2	(2-0)
3 McCain, Garrett	1	(0-1)
8TH SPOT:		
16 Theroux, Collin	13	(9-4)
13 Littell, Jon	3	(2-1)
2 Davis, J.R.	3	(3-0)
6 Petrino, David	2	(1-1)
4 Chappell, Jacob	1	(1-0)
45 Hatch, Thomas	1	(1-0)
18 Simpson, Colin	1	(1-0)
3 McCain, Garrett	1	(0-1)
9TH SPOT:		
16 Theroux, Collin	10	(8-2)
4 Chappell, Jacob	7	(2-5)
3 McCain, Garrett	7	(7-0)
6 Petrino, David	1	(1-0)



## 2016 OSU GAME HIGHS

### TEAM GAME HIGHS

#### Batting

At bats:	44	-	at Wichita State (Mar 22, 2016)
Runs scored:	17	-	at Wichita State (Mar 22, 2016)
Hits:	17	-	vs Abilene Christian (Mar 12, 2016)
RBIs:	16	-	at Wichita State (Mar 22, 2016)
Doubles:	6	-	vs Abilene Christian (Mar 12, 2016)
Triples:	2	-	at Wichita State (Mar 22, 2016)
Home runs:	3	-	vs Abilene Christian (Mar 12, 2016)
Total bases:	32	-	vs Abilene Christian (Mar 12, 2016)
Walks:	11	-	vs Michigan (Mar 19, 2016)
Strikeouts:	16	-	at Missouri State (Mar 08, 2016)
Sac hits:	3	-	vs Abilene Christian (Mar 14, 2016)
	3	-	at Dallas Baptist (Mar 15, 2016)
Sac flies:	2	-	vs Incarnate Word (Mar 01, 2016)
	2	-	vs Abilene Christian (Mar 14, 2016)
Stolen bases:	8	-	vs Incarnate Word (Mar 01, 2016)
Hit by pitch:	4	-	at Dallas Baptist (Mar 15, 2016)
Caught stealing:	2	-	at Dallas Baptist (Mar 15, 2016)
Runners LOB:	12	-	at Dallas Baptist (Mar 15, 2016)
	12	-	at Kansas State (Mar 26, 2016)
Hit into DP:	3	-	vs Stephen F. Austin (Feb 21, 2016 at Arlington, Texas)

#### Fielding

Putouts:	30	-	at Missouri State (Mar 08, 2016)
	30	-	at Kansas State (Mar 26, 2016)
Assists:	17	-	vs Stephen F. Austin (Feb 20, 2016 at Arlington, Texas)
	17	-	at Kansas State (Mar 25, 2016)
Errors:	4	-	vs Abilene Christian (Mar 14, 2016)
Passed balls:	2	-	vs Stephen F. Austin (Feb 20, 2016 at Arlington, Texas)
	2	-	at Kansas State (Mar 25, 2016)
DPs turned:	3	-	at UT Arlington (Feb 19, 2016)
	3	-	vs Stephen F. Austin (Feb 20, 2016 at Arlington, Texas)

#### Pitching

Innings pitched:	10.0	-	at Missouri State (Mar 08, 2016)
	10.0	-	at Kansas State (Mar 26, 2016)
Runs allowed:	7	-	at North Carolina (Feb 27, 2016)
Earned runs:	5	-	vs Stephen F. Austin (Feb 21, 2016 at Arlington, Texas)
	5	-	at North Carolina (Feb 27, 2016)
	5	-	at Dallas Baptist (Mar 15, 2016)
Walks allowed:	10	-	at North Carolina (Feb 27, 2016)
Strikeouts:	17	-	vs Michigan (Mar 19, 2016)
Hits allowed:	12	-	vs Indiana State (Mar 05, 2016)
Doubles allowed:	3	-	at Dallas Baptist (Mar 15, 2016)
Triples allowed:	1	-	vs Stephen F. Austin (Feb 21, 2016 at Arlington, Texas)
Homers allowed:	2	-	at Missouri State (Mar 08, 2016)
Wild pitches:	2	-	(6 times )
Hit batters:	3	-	at Wichita State (Mar 22, 2016)
	3	-	at Kansas State (Mar 26, 2016)

### INDIVIDUAL GAME HIGHS

#### Batting

At bats:	6	-	Hassel, Corey vs Abilene Christian (Mar 12, 2016)
	6	-	Williams, Dustin at Wichita State (Mar 22, 2016)
Runs scored:	3	-	(5 times )
Hits:	3	-	(13 times )
RBIs:	5	-	Williams, Dustin at North Carolina (Feb 27, 2016)
Doubles:	2	-	(4 times )
Triples:	1	-	(6 times )
Home runs:	2	-	Williams, Dustin vs Abilene Christian (Mar 12, 2016)
Total bases:	9	-	Williams, Dustin vs Abilene Christian (Mar 12, 2016)
Walks:	3	-	Theroux, Collin vs Michigan (Mar 18, 2016)
	3	-	Littell, Jon vs Michigan (Mar 19, 2016)
	3	-	Walton, Donnie vs Michigan (Mar 20, 2016)
Strikeouts:	4	-	(5 times )
Sac hits:	2	-	McCain, Garrett vs Incarnate Word (Mar 02, 2016)
	2	-	Littell, Jon at Dallas Baptist (Mar 15, 2016)
Sac flies:	1	-	(11 times )
Stolen bases:	4	-	McCain, Garrett vs Incarnate Word (Mar 01, 2016)
Hit by pitch:	2	-	McCain, Garrett vs Abilene Christian (Mar 14, 2016)
	2	-	Walton, Donnie at Dallas Baptist (Mar 15, 2016)
	2	-	Rosa, Andrew vs Michigan (Mar 19, 2016)
Caught stealing:	2	-	Hassel, Corey at Dallas Baptist (Mar 15, 2016)
Runners LOB:	6	-	Hassel, Corey at Kansas State (Mar 26, 2016)

#### Fielding

Putouts:	18	-	Theroux, Collin vs Michigan (Mar 19, 2016)
Assists:	7	-	Chappell, Jacob vs Stephen F. Austin (Feb 20, 2016 at Arlington, Texas)
Errors:	2	-	Elliott, Jensen at Kansas State (Mar 26, 2016)
Passed balls:	2	-	Theroux, Collin vs Stephen F. Austin (Feb 20, 2016 at Arlington, Texas)
	2	-	Theroux, Collin at Kansas State (Mar 25, 2016)

#### Pitching

Innings pitched:	8.0	-	Hatch, Thomas vs Abilene Christian (Mar 11, 2016)
Runs allowed:	4	-	Reed, Remey vs Stephen F. Austin (Feb 21, 2016 at Arlington, Texas)
	4	-	Elliott, Jensen vs Michigan (Mar 20, 2016)
Earned runs:	4	-	Reed, Remey vs Stephen F. Austin (Feb 21, 2016 at Arlington, Texas)
Walks allowed:	5	-	Mertz, Michael at North Carolina (Feb 27, 2016)
Strikeouts:	13	-	Cobb, Trey vs Michigan (Mar 19, 2016)
Hits allowed:	8	-	Elliott, Jensen vs Indiana State (Mar 05, 2016)
	8	-	Hatch, Thomas vs Abilene Christian (Mar 11, 2016)
Doubles allowed:	2	-	(4 times )
Triples allowed:	1	-	Reed, Remey vs Stephen F. Austin (Feb 21, 2016 at Arlington, Texas)
Homers allowed:	1	-	(5 times )
Wild pitches:	2	-	(4 times )
Hit batters:	3	-	Mertz, Michael at Wichita State (Mar 22, 2016)





## 2016 OPPONENT GAME HIGHS

### OPPONENT TEAM GAME HIGHS

#### Batting

At bats:	39	-	vs Indiana State (Mar 05, 2016)
Runs scored:	7	-	at North Carolina (Feb 27, 2016)
Hits:	12	-	vs Indiana State (Mar 05, 2016)
RBIs:	5	-	at North Carolina (Feb 27, 2016)
	5	-	at Dallas Baptist (Mar 15, 2016)
Doubles:	3	-	at Dallas Baptist (Mar 15, 2016)
Triples:	1	-	vs Stephen F. Austin (Feb 21, 2016 at Arlington, Texas)
Home runs:	2	-	at Missouri State (Mar 08, 2016)
Total bases:	16	-	at Missouri State (Mar 08, 2016)
Walks:	10	-	at North Carolina (Feb 27, 2016)
Strikeouts:	17	-	vs Michigan (Mar 19, 2016)
Sac hits:	2	-	vs Incarnate Word (Mar 02, 2016)
	2	-	vs Michigan (Mar 18, 2016)
	2	-	at Kansas State (Mar 26, 2016)
Sac flies:	2	-	vs Abilene Christian (Mar 14, 2016)
Stolen bases:	5	-	at North Carolina (Feb 27, 2016)
Hit by pitch:	3	-	at Wichita State (Mar 22, 2016)
	3	-	at Kansas State (Mar 26, 2016)
Caught stealing:	1	-	(7 times )
Runners LOB:	14	-	vs Indiana State (Mar 05, 2016)
Hit into DP:	3	-	at UT Arlington (Feb 19, 2016)
	3	-	vs Stephen F. Austin (Feb 20, 2016 at Arlington, Texas)

#### Fielding

Putouts:	30	-	(4 times )
Assists:	17	-	vs Stephen F. Austin (Feb 21, 2016 at Arlington, Texas)
Errors:	4	-	vs Stephen F. Austin (Feb 21, 2016 at Arlington, Texas)
	4	-	vs Incarnate Word (Mar 01, 2016)
Passed balls:	1	-	(7 times )
DPs turned:	3	-	vs Stephen F. Austin (Feb 21, 2016 at Arlington, Texas)

#### Pitching

Innings pitched:	10.0	-	(4 times )
Runs allowed:	17	-	at Wichita State (Mar 22, 2016)
Earned runs:	14	-	at Wichita State (Mar 22, 2016)
Walks allowed:	11	-	vs Michigan (Mar 19, 2016)
Strikeouts:	16	-	at Missouri State (Mar 08, 2016)
Hits allowed:	17	-	vs Abilene Christian (Mar 12, 2016)
Doubles allowed:	6	-	vs Abilene Christian (Mar 12, 2016)
Triples allowed:	2	-	at Wichita State (Mar 22, 2016)
Homers allowed:	3	-	vs Abilene Christian (Mar 12, 2016)
Wild pitches:	4	-	vs Michigan (Mar 19, 2016)
Hit batters:	4	-	at Dallas Baptist (Mar 15, 2016)

### OPPONENT INDIVIDUAL GAME HIGHS

#### Batting

At bats:	5	-	(28 times )
Runs scored:	2	-	(7 times )
Hits:	3	-	(6 times )
RBIs:	3	-	Listi at Dallas Baptist (Mar 15, 2016)
Doubles:	1	-	(25 times )
Triples:	1	-	McMullen, G. vs Stephen F. Austin (Feb 21, 2016 at Arlington, Texas)
Home runs:	1	-	(5 times )
Total bases:	6	-	Rosselli, T. vs Indiana State (Mar 05, 2016)
Walks:	3	-	Ramirez, T at North Carolina (Feb 27, 2016)
	3	-	Benedetti vs Michigan (Mar 18, 2016)
Strikeouts:	3	-	(8 times )
Sac hits:	1	-	(16 times )
Sac flies:	1	-	(5 times )
Stolen bases:	2	-	Datres, K at North Carolina (Feb 27, 2016)
Hit by pitch:	2	-	Rader at Wichita State (Mar 22, 2016)
Caught stealing:	1	-	(7 times )
Runners LOB:	5	-	Warmoth, L at North Carolina (Feb 26, 2016)
	5	-	Wolfe, T. at Kansas State (Mar 26, 2016)

#### Fielding

Putouts:	17	-	Fultz, M. at Missouri State (Mar 08, 2016)
	17	-	Moore, T. at Kansas State (Mar 26, 2016)
Assists:	6	-	Williams at UT Arlington (Feb 20, 2016)
Errors:	3	-	Lopez, R. vs Incarnate Word (Mar 01, 2016)
Passed balls:	1	-	(7 times )

#### Pitching

Innings pitched:	7.2	-	Hill, J. vs Indiana State (Mar 06, 2016)
Runs allowed:	6	-	Jones, T at Wichita State (Mar 22, 2016)
Earned runs:	6	-	Jones, T at Wichita State (Mar 22, 2016)
Walks allowed:	6	-	Adcock vs Michigan (Mar 19, 2016)
Strikeouts:	9	-	Gallen, Z at North Carolina (Feb 26, 2016)
Hits allowed:	7	-	A. Mason vs Abilene Christian (Mar 14, 2016)
Doubles allowed:	4	-	Fischer, C. at Kansas State (Mar 26, 2016)
Triples allowed:	1	-	(6 times )
Homers allowed:	3	-	G. deMeyere vs Abilene Christian (Mar 12, 2016)
Wild pitches:	3	-	Cheray, A. at Missouri State (Mar 08, 2016)
	3	-	Nutof vs Michigan (Mar 19, 2016)
Hit batters:	2	-	Preiss, A. vs Incarnate Word (Mar 01, 2016)
	2	-	Perez, S. at Missouri State (Mar 08, 2016)
	2	-	Fritz at Dallas Baptist (Mar 15, 2016)



# PLAYER CAREER/SEASON HIGHS

## #43 Blake Battenfield, RHP

### Season Highs

IP	4.0	vs. North Carolina	Feb. 27
H	3	vs. North Carolina	Feb. 27
ER	1	vs. North Carolina	Feb. 27
BB	2	last time vs. Missouri State	March 8
SO	3	vs. Dallas Baptist	March 15

### Career Highs

IP	5.0	vs. Illinois	3/6/15
H	6	last time vs. Illinois	3/6/15
ER	4	vs. Illinois	3/6/15
BB	3	last time vs. Kansas State	3/28/15
SO	4	last time vs. Illinois	3/6/15

## #7 Garrett Bengel, INF

### Season/Career Highs

H	3	last time vs. Wichita State	March 22
R	2	last time vs. Wichita State	March 22
RBI	3	last time vs. Michigan	March 19
BB	2	last time vs. Abilene Christian	March 14
SO	3	last time vs. Arkansas	March 29
SB	1	last time vs. Abilene Christian	March 11

## #37 Tyler Buffett, RHP

### Season Highs

IP	6.0	vs. Dallas Baptist	March 15
H	4	vs. North Carolina	Feb. 26
ER	2	vs. Michigan	March 19
BB	4	vs. Stephen F. Austin	Feb. 21
SO	7	vs. Dallas Baptist	March 15

### Career Highs

IP	7.0	vs. Oklahoma	5/16/14
H	9	vs. Oklahoma	5/23/14
ER	6	last time vs. Oral Roberts	4/15/15
BB	5	vs. Texas	4/26/14
SO	7	vs. Dallas Baptist	March 15

## #4 Jacob Chappell, INF

### Season Highs

H	2	vs. UT Arlington	Feb. 19
R	n/a		
RBI	1	last time vs. Wichita State	March 22
BB	2	vs. Kansas State	March 26
SO	2	vs. Kansas State	March 26
SB	1	vs. Kansas State	March 26

### Career Highs

H	2	last time vs. UT Arlington	Feb. 19
R	3	vs. Dallas Baptist	5/12/15
RBI	3	vs. Texas Tech	4/25/15
BB	3	last time vs. Michigan	5/14/15
SO	3	last time vs. St. John's	5/29/15
SB	2	vs. Western Illinois	3/1/15

## #25 Trey Cobb, RHP

### Season Highs

IP	7.0	vs. Abilene Christian	March 14
H	7	vs. Abilene Christian	March 14
ER	2	vs. Abilene Christian	March 14
BB	4	vs. Kansas State	March 25
SO	13	vs. Michigan	March 19

### Career Highs

IP	7.0	vs. Abilene Christian	March 14
H	7	vs. Abilene Christian	March 14
ER	4	vs. Oral Roberts	4/22/14
BB	4	last time vs. Kansas State	March 25
SO	13	vs. Michigan	March 19

## #24 Conor Costello, RHP/OF

### Season Highs (Hitting)

H	2	vs. Stephen F. Austin	Feb. 20
R	1	last time vs. Indiana State	March 5
RBI	2	last time vs. Indiana State	March 5
BB	2	last time vs. Indiana State	March 6
SO	3	vs. Incarnate Word	March 1
SB	n/a		

### Season Highs (Pitching)

IP	7.0	vs. St. John's	5/31/15
H	8	vs. Oklahoma	4/7/15
ER	3	vs. San Diego	3/9/14
BB	4	vs. San Diego	3/9/14
SO	4	vs. Washington State	2/20/15

### OSU Career Highs (Hitting)

H	3	last time vs. Oklahoma	4/7/15
R	2	last time vs. Oklahoma	5/1/15
RBI	4	last time vs. Oklahoma	4/7/15
BB	3	vs. Alcorn State	2/19/14
SO	3	last time vs. Michigan	5/16/15
SB	2	vs. Alcorn State	3/11/15

### OSU Career Highs (Pitching)

IP	7.0	vs. St. John's	5/31/15
H	8	vs. Oklahoma	4/7/15
ER	3	vs. San Diego	3/9/14
BB	4	vs. San Diego	3/9/14
SO	4	vs. Washington State	2/20/15

## #2 J.R. Davis, INF

### Season/Career Highs

H	3	vs. Dallas Baptist	March 15
R	2	vs. Dallas Baptist	March 15
RBI	2	vs. Kansas State	March 26
BB	1	last time vs. Wichita State	March 22
SO	1	last time vs. Kansas State	March 26
SB	1	last time vs. Kansas State	March 25

## #34 Jensen Elliott, RHP

### Season/Career Highs

IP	6.0	last time vs. Kansas State	March 26
H	8	vs. Indiana State	March 5
ER	2	last time vs. Michigan	March 20
BB	3	last time vs. Michigan	March 20
SO	8	vs. Michigan	March 20

## #39 Alex Hackerott, LHP

### Season Highs

IP	0.2	vs. Michigan	March 18
H	n/a		
ER	n/a		
BB	2	vs. Stephen F. Austin	Feb. 21
SO	n/a		

### Career Highs

IP	3.2	last time vs. Incarnate Word	2/14/14
H	4	vs. Oral Roberts	4/22/14
ER	3	last time vs. Oral Roberts	4/22/14
BB	2	last time vs. Stephen F. Austin	Feb. 21
SO	4	last time vs. Baylor	3/21/14

## #28 Corey Hassel, OF/RHP

### Season Highs

H	3	vs. Abilene Christian	March 12
R	3	vs. Abilene Christian	March 12
RBI	4	vs. Wichita State	March 22
BB	1	last time vs. Michigan	March 19
SO	3	last time vs. Kansas State	March 25
SB	2	vs. Incarnate Word	March 1

### Career Highs (Hitting)

H	3	vs. Abilene Christian	March 12
R	3	last time vs. Abilene Christian	March 12
RBI	4	vs. Wichita State	March 22
BB	2	vs. Western Illinois	3/1/15
SO	3	last time vs. Kansas State	March 25
SB	2	vs. Incarnate Word	March 1

### Career Highs (Pitching)

IP	3.0	vs. Texas	4/3/15
H	1	last time vs. Dallas Baptist	4/21/15
ER	1	last time vs. Dallas Baptist	4/21/15
BB	1	vs. TCU	5/25/14
SO	3	last time vs. Texas	4/3/15

## #45 Thomas Hatch, RHP

### Season Highs

IP	8.0	vs. Abilene Christian	March 11
H	8	vs. Abilene Christian	March 11
ER	2	last time vs. Michigan	March 18
BB	4	vs. Kansas State	March 24
SO	8	last time vs. Kansas State	March 24

### Career Highs

IP	8.0	vs. Abilene Christian	March 11
H	8	last time vs. Abilene Christian	March 11
ER	6	vs. San Diego	3/7/14
BB	4	vs. Kansas State	March 24
SO	8	last time vs. Kansas State	March 24

## #32 Ben Leeper, RHP

### Season/Career Highs

IP	3.0	vs. Incarnate Word	March 1
H	2	vs. Incarnate Word	March 1
ER	1	last time vs. Incarnate Word	March 1
BB	3	vs. Incarnate Word	March 1
SO	5	vs. Incarnate Word	March 1

## #46 Joe Lienhard, RHP

### Season/Career Highs

IP	3.0	vs. Incarnate Word	March 2
H	3	vs. Incarnate Word	March 2
ER	1	last time vs. Kansas State	March 25
BB	4	vs. Missouri State	March 8
SO	2	last time vs. Michigan	March 19

## #13 Jon Littell, OF

### Season Highs

H	3	last time vs. Kansas State	March 26
R	2	last time vs. Wichita State	March 22
RBI	4	vs. Abilene Christian	March 12
BB	3	vs. Michigan	March 19
SO	2	last time vs. Michigan	March 18
SB	1	vs. Kansas State	March 26

### Career Highs

H	3	last time vs. Kansas State	March 26
R	4	vs. Oklahoma	4/7/15
RBI	4	vs. Abilene Christian	March 12
BB	3	vs. Michigan	March 19
SO	3	vs. Western Illinois	2/27/15
SB	1	last time vs. Kansas State	March 26

## #3 Garrett McCain, OF

### Season Highs

H	3	vs. Incarnate Word	March 1
R	3	vs. Abilene Christian	March 14
RBI	3	vs. Wichita State	March 22
BB	2	vs. Abilene Christian	March 11
SO	3	vs. Michigan	March 19
SB	4	vs. Incarnate Word	March 1

### Career Highs

H	3	last time vs. Incarnate Word	March 1
R	3	vs. Abilene Christian	March 14
RBI	3	vs. Wichita State	March 22
BB	3	vs. Arkansas	5/30/15
SO	3	vs. Michigan	March 19
SB	4	vs. Incarnate Word	March 1



# PLAYER CAREER/SEASON HIGHS

## #14 Michael Mertz, RHP

### Season/Career Highs

IP	7.0	vs. Wichita State	March 22
H	6	vs. Indiana State	March 6
ER	3	vs. North Carolina	Feb. 27
BB	5	vs. North Carolina	Feb. 27
SO	9	vs. Wichita State	March 22

## #33 Mason O'Brien, 1B

### Career Highs

H	1	last time vs. Alcorn State	3/11/15
R	1	last time vs. Oklahoma	4/7/15
RBI	1	vs. Alcorn State	3/11/15
BB	1	vs. Alcorn State	3/11/15
SO	1	last time vs. Oklahoma	5/3/15
SB	n/a		

## #6 David Petrino, INF

### Season Highs

H	1	vs. Abilene Christian	March 14
R	2	vs. Abilene Christian	March 12
RBI	2	vs. Abilene Christian	March 14
BB	1	last time vs. Abilene Christian	March 12
SO	2	vs. Michigan	March 20
SB	n/a		

### Career Highs

H	4	vs. Oklahoma	4/7/15
R	4	vs. Oklahoma	4/7/15
RBI	2	last time vs. Abilene Christian	March 14
BB	2	vs. Alcorn State	3/10/15
SO	3	vs. Dallas Baptist	4/21/15
SB	1	last time vs. Baylor	4/18/15

## #30 Remy Reed, RHP

### Season Highs

IP	3.1	vs. Michigan	March 18
H	4	vs. Stephen F. Austin	Feb. 21
ER	4	vs. Stephen F. Austin	Feb. 21
BB	2	last time vs. Arkansas	March 29
SO	4	last time vs. Missouri State	March 8

### Career Highs

IP	6.0	vs. Central Arkansas	3/17/15
H	7	vs. Michigan	5/14/15
ER	4	vs. Stephen F. Austin	Feb. 21
BB	2	last time vs. Arkansas	March 29
SO	4	vs. Missouri State	March 8

## #44 Andrew Rosa, INF

### Season Highs

H	3	vs. Wichita State	March 22
R	2	last time vs. Wichita State	March 22
RBI	2	vs. Wichita State	March 22
BB	2	last time vs. Michigan	March 19
SO	4	vs. Missouri State	March 8
SB	1	last time vs. Arkansas	March 29

### Career Highs

H	3	vs. Wichita State	March 22
R	3	vs. Alcorn State	2/18/14
RBI	2	last time vs. Wichita State	March 22
BB	2	last time vs. Michigan	March 19
SO	4	vs. Missouri State	March 8
SB	1	last time vs. Arkansas	March 29

## #18 Colin Simpson, C

### Season/Career Highs

H	1	last time vs. North Carolina	Feb. 27
R	n/a		
RBI	n/a		
BB	1	vs. North Carolina	Feb. 27
SO	1	last time vs. North Carolina	Feb. 27
SB	n/a		

## #36 Max Simpson, RHP

### Season/Career Highs

IP	1.0	vs. Abilene Christian	March 11
H	2	vs. UT Arlington	Feb. 20
ER	2	vs. UT Arlington	Feb. 20
BB	1	vs. UT Arlington	Feb. 20
SO	2	vs. Abilene Christian	March 11

## #8 Ryan Sluder, OF

### Season Highs

H	2	last time vs. Kansas State	March 26
R	2	vs. Kansas State	March 26
RBI	2	vs. Kansas State	March 25
BB	2	vs. Kansas State	March 25
SO	3	vs. North Carolina	Feb. 27
SB	1	vs. Arkansas	March 29

### Career Highs

H	4	vs. Kansas State	3/28/15
R	3	vs. Texas Tech	4/26/15
RBI	3	vs. Dallas Baptist	4/21/15
BB	2	last time vs. Kansas State	March 25
SO	3	last time vs. North Carolina	Feb. 27
SB	2	vs. Michigan	5/16/15

## #19 Carson Teel, LHP

### Season/Career Highs

IP	2.0	vs. Incarnate Word	March 1
H	2	vs. Missouri State	March 8
ER	1	vs. Missouri State	March 8
BB	1	vs. Incarnate Word	March 1
SO	2	vs. Incarnate Word	March 1

## #16 Collin Theroux, C

### Season/Career Highs

H	3	vs. Abilene Christian	March 12
R	2	vs. Arkansas	March 29
RBI	4	vs. Abilene Christian	March 12
BB	3	vs. Michigan	March 18
SO	4	last time vs. Wichita State	March 22
SB	n/a		

## #5 Donnie Walton, INF

### Season Highs

H	3	last time vs. Abilene Christian	March 14
R	3	last time vs. Abilene Christian	March 12
RBI	3	vs. Wichita State	March 22
BB	3	vs. Michigan	March 20
SO	2	last time vs. Michigan	March 18
SB	2	last time vs. Incarnate Word	March 1

### Career Highs

H	4	last time vs. Abilene Christian	3/13/14
R	3	last time vs. Abilene Christian	March 12
RBI	3	last time vs. Wichita State	March 22
BB	4	vs. Kansas	5/24/13
SO	3	vs. Baylor	3/21/14
SB	2	last time vs. Incarnate Word	March 1

## #22 Dustin Williams, 1B

### Season Highs

H	3	vs. Abilene Christian	March 12
R	3	vs. Abilene Christian	March 12
RBI	5	vs. North Carolina	Feb. 27
BB	2	vs. Kansas State	March 26
SO	4	vs. Michigan	March 19
SB	1	last time vs. Kansas State	March 25

### Career Highs

H	4	vs. Texas Tech	4/25/15
R	3	last time vs. Abilene Christian	March 12
RBI	5	last time vs. North Carolina	Feb. 27
BB	4	vs. Michigan	5/15/15
SO	4	last time vs. Michigan	March 19
SB	1	last time vs. Kansas State	March 25

## #15 Garrett Williams, LHP

### Season Highs (Pitching)

IP	1.2	vs. Kansas State	March 25
H	1	vs. Kansas State	March 25
ER	n/a		
BB	2	last time vs. Arkansas	March 29
SO	2	vs. Kansas State	March 25

### Career Highs (Pitching)

IP	6.0	last time vs. Alcorn State	3/11/15
H	6	last time vs. TCU	3/30/14
ER	6	vs. Oklahoma	4/15/14
BB	4	last time vs. Wichita State	3/24/15
SO	12	vs. Alcorn State	3/11/15

### Career Highs (Hitting)

H	1	last time vs. Kansas	4/18/14
R	1	last time vs. West Virginia	4/13/14
RBI	4	vs. Oakland	2/23/14
BB	2	vs. West Virginia	4/12/14
SO	2	last time vs. Oklahoma	4/15/14
SB	n/a		



# PLAYER CAREER STATISTICS

## Battenfield, Blake

Year	avg	gp-gs	ab	r	h	2b	3b	hr	rbi	tb	slg%	bb	hbp	so	gdp	ob%	sf	sh	sb-att	po	a	e	fld%
2014	.000	0-0	0	0	0	0	0	0	0	0	.000	0	0	0	0	.000	0	0	0-0	2	11	0	1.000
2015	.000	0-0	0	0	0	0	0	0	0	0	.000	0	0	0	0	.000	0	0	0-0	0	3	0	1.000
2016	.000	0-0	0	0	0	0	0	0	0	0	.000	0	0	0	0	.000	0	0	0-0	0	1	0	1.000
TOTAL	.000	0-0	0	0	0	0	0	0	0	0	.000	0	0	0	0	.000	0	0	0-0	2	15	0	1.000

Year	era	w-l	app	gs	cg	sho	sv	ip	h	r	er	bb	so	2b	3b	hr	bf	bavg	wp	hbp	bk	sfa	sha
2014	1.69	4-0	27	0	0	0/2	0	53.1	42	11	10	20	38	9	1	0	217	.218	5	1	0	0	3
2015	3.60	0-1	6	2	0	0/0	0	15.0	12	6	6	9	12	1	1	1	66	.218	0	0	0	2	0
2016	0.53	1-0	12	0	0	0/0	2	17.0	10	5	1	9	8	0	0	0	70	.172	0	1	0	2	0
TOTAL	1.79	5-1	45	2	0	0/2	2	85.1	64	22	17	38	58	10	2	1	353	.209	5	2	0	4	3

## Buffett, Tyler

Year	avg	gp-gs	ab	r	h	2b	3b	hr	rbi	tb	slg%	bb	hbp	so	gdp	ob%	sf	sh	sb-att	po	a	e	fld%
2014	.000	1-1	0	0	0	0	0	0	0	0	.000	0	0	0	0	.000	0	0	0-0	2	5	1	.875
2015	.000	0-0	0	0	0	0	0	0	0	0	.000	0	0	0	0	.000	0	0	0-0	4	9	0	1.000
2016	.000	0-0	0	0	0	0	0	0	0	0	.000	0	0	0	0	.000	0	0	0-0	3	10	0	1.000
TOTAL	.000	1-1	0	0	0	0	0	0	0	0	.000	0	0	0	0	.000	0	0	0-0	9	24	1	.971

Year	era	w-l	app	gs	cg	sho	sv	ip	h	r	er	bb	so	2b	3b	hr	bf	bavg	wp	hbp	bk	sfa	sha
2014	2.95	2-1	14	10	0	0/1	0	55.0	52	21	18	24	36	5	1	1	240	.249	2	5	2	0	2
2015	3.65	3-3	19	3	0	0/1	0	44.1	56	20	18	7	32	6	1	1	189	.324	1	3	0	1	5
2016	1.49	4-1	15	1	0	0/3	4	36.1	22	7	6	13	36	4	0	0	146	.175	2	2	0	0	5
TOTAL	2.79	9-5	48	14	0	0/5	4	135.2	130	48	42	44	104	15	2	2	575	.256	5	10	2	1	12

## Chappell, Jacob

Year	avg	gp-gs	ab	r	h	2b	3b	hr	rbi	tb	slg%	bb	hbp	so	gdp	ob%	sf	sh	sb-att	po	a	e	fld%
2015	.250	55-51	144	33	36	4	2	0	21	44	.306	32	4	39	1	.400	0	16	6-6	47	123	15	.919
2016	.156	23-8	32	0	5	0	0	0	3	5	.156	4	0	8	1	.243	1	2	1-1	20	48	3	.958
TOTAL	.233	78-59	176	33	41	4	2	0	24	49	.278	36	4	47	2	.373	1	18	7-7	67	171	18	.930

## Cobb, Trey

Year	avg	gp-gs	ab	r	h	2b	3b	hr	rbi	tb	slg%	bb	hbp	so	gdp	ob%	sf	sh	sb-att	po	a	e	fld%
2014	.000	0-0	0	0	0	0	0	0	0	0	.000	0	0	0	0	.000	0	0	0-0	2	6	2	.800
2015	.000	1-1	0	0	0	0	0	0	0	0	.000	0	0	0	0	.000	0	0	0-0	8	12	0	1.000
2016	.000	0-0	0	0	0	0	0	0	0	0	.000	0	0	0	0	.000	0	0	0-0	2	5	0	1.000
TOTAL	.000	1-1	0	0	0	0	0	0	0	0	.000	0	0	0	0	.000	0	0	0-0	12	23	2	.946

Year	era	w-l	app	gs	cg	sho	sv	ip	h	r	er	bb	so	2b	3b	hr	bf	bavg	wp	hbp	bk	sfa	sha
2014	3.12	0-0	18	1	0	0/0	0	34.2	37	19	12	18	28	3	1	1	164	.266	0	3	1	0	4
2015	2.61	5-2	31	0	0	0/2	2	58.2	48	18	17	19	53	6	1	1	246	.221	8	6	1	0	4
2016	2.15	3-3	10	4	0	0/1	2	29.1	29	11	7	12	35	4	0	2	129	.257	0	1	0	0	2
TOTAL	2.64	8-5	59	5	0	0/3	4	122.2	114	48	36	49	116	13	2	4	539	.243	8	10	2	0	10

## Costello, Conor

Year	avg	gp-gs	ab	r	h	2b	3b	hr	rbi	tb	slg%	bb	hbp	so	gdp	ob%	sf	sh	sb-att	po	a	e	fld%
2014	.240	59-52	192	28	46	10	0	9	27	83	.432	23	11	59	3	.349	3	2	4-6	87	0	2	.978
2015	.240	49-48	183	32	44	7	0	6	35	69	.377	25	5	52	2	.343	3	1	13-14	51	6	2	.966
2016	.242	10-9	33	5	8	2	0	1	9	13	.394	9	1	5	0	.409	1	0	0-1	0	0	0	.000
TOTAL	.240	118-109	408	65	98	19	0	16	71	165	.404	57	17	116	5	.352	7	3	17-21	138	6	4	.973

Year	era	w-l	app	gs	cg	sho	sv	ip	h	r	er	bb	so	2b	3b	hr	bf	bavg	wp	hbp	bk	sfa	sha
2014	6.43	0-1	2	2	0	0/0	0	7.0	10	6	5	5	4	0	0	0	36	.345	0	2	0	0	0
2015	1.67	2-0	7	6	0	0/2	1	32.1	27	6	6	6	18	4	0	3	129	.225	0	2	0	0	1
TOTAL	2.52	2-1	9	8	0	0/2	1	39.1	37	12	11	11	22	4	0	3	165	.248	0	4	0	0	1





# PLAYER CAREER STATISTICS

## Hackerott, Alex

Year	avg	gp-gs	ab	r	h	2b	3b	hr	rbi	tb	slg%	bb	hbp	so	gdp	ob%	sf	sh	sb-att	po	a	e	fld%
2013	.000	0-0	0	0	0	0	0	0	0	0	.000	0	0	0	0	.000	0	0	0-0	2	2	1	.800
2014	.000	0-0	0	0	0	0	0	0	0	0	.000	0	0	0	0	.000	0	0	0-0	1	4	0	1.000
2015	.000	0-0	0	0	0	0	0	0	0	0	.000	0	0	0	0	.000	0	0	0-0	1	0	1	.500
2016	.000	0-0	0	0	0	0	0	0	0	0	.000	0	0	0	0	.000	0	0	0-0	1	0	1	.500
TOTAL	.000	0-0	0	0	0	0	0	0	0	0	.000	0	0	0	0	.000	0	0	0-0	5	6	3	.786

Year	era	w-l	app	gs	cg	sho	sv	ip	h	r	er	bb	so	2b	3b	hr	bf	bavg	wp	hbp	bk	sfa	sha
2013	1.64	1-0	16	0	0	0/1	0	22.0	13	4	4	6	24	2	0	1	84	.173	0	0	0	1	2
2014	3.00	4-1	28	0	0	0/3	0	27.0	19	14	9	9	26	5	0	2	112	.194	0	2	0	1	2
2015	3.38	1-0	12	0	0	0/0	0	5.1	9	3	2	5	8	1	0	0	31	.375	2	0	0	1	1
2016	0.00	0-0	5	0	0	0/0	0	1.2	0	0	0	3	0	0	0	0	8	.000	0	0	0	0	0
TOTAL	2.41	6-1	61	0	0	0/4	0	56.0	41	21	15	23	58	8	0	3	235	.203	2	2	0	3	5

## Hassel, Corey

Year	avg	gp-gs	ab	r	h	2b	3b	hr	rbi	tb	slg%	bb	hbp	so	gdp	ob%	sf	sh	sb-att	po	a	e	fld%
2013	.263	33-3	19	6	5	0	0	0	3	5	.263	6	0	5	0	.407	2	1	1-1	10	0	1	.909
2014	.172	53-4	29	2	5	1	0	0	5	6	.207	6	2	10	0	.342	1	4	2-4	28	1	1	.967
2015	.312	54-46	199	27	62	10	1	3	33	83	.417	9	4	50	1	.352	1	10	13-17	78	4	1	.988
2016	.297	25-25	91	23	27	10	1	2	14	45	.495	12	7	21	1	.411	2	4	7-12	43	1	0	1.000
TOTAL	.293	165-78	338	58	99	21	2	5	55	139	.411	33	13	86	2	.372	6	19	23-34	159	6	3	.982

Year	era	w-l	app	gs	cg	sho	sv	ip	h	r	er	bb	so	2b	3b	hr	bf	bavg	wp	hbp	bk	sfa	sha
2014	9.00	0-0	1	0	0	0/0	0	1.0	1	1	1	1	1	0	0	0	5	.333	0	0	0	1	0
2015	1.69	1-0	3	0	0	0/1	0	5.1	2	1	1	0	7	1	0	0	19	.105	1	0	0	0	0
TOTAL	2.84	1-0	4	0	0	0/1	0	6.1	3	2	2	1	8	1	0	0	24	.136	1	0	0	1	0

## Hatch, Thomas

Year	avg	gp-gs	ab	r	h	2b	3b	hr	rbi	tb	slg%	bb	hbp	so	gdp	ob%	sf	sh	sb-att	po	a	e	fld%
2014	.000	0-0	0	0	0	0	0	0	0	0	.000	0	0	0	0	.000	0	0	0-0	1	10	1	.917
2016	.000	1-1	0	0	0	0	0	0	0	0	.000	0	0	0	0	.000	0	0	0-0	2	8	2	.833
TOTAL	.000	1-1	0	0	0	0	0	0	0	0	.000	0	0	0	0	.000	0	0	0-0	3	18	3	.875

Year	era	w-l	app	gs	cg	sho	sv	ip	h	r	er	bb	so	2b	3b	hr	bf	bavg	wp	hbp	bk	sfa	sha
2014	5.28	2-2	13	9	0	0/1	0	46.0	50	33	27	19	36	10	3	1	209	.286	5	2	0	4	9
2016	1.70	2-0	6	6	0	0/1	0	37.0	35	8	7	11	28	1	0	0	154	.257	2	2	0	1	3
TOTAL	3.69	4-2	19	15	0	0/2	0	83.0	85	41	34	30	64	11	3	1	363	.273	7	4	0	5	12

## Littell, Jon

Year	avg	gp-gs	ab	r	h	2b	3b	hr	rbi	tb	slg%	bb	hbp	so	gdp	ob%	sf	sh	sb-att	po	a	e	fld%
2015	.226	30-23	93	18	21	4	0	0	15	25	.269	8	1	23	1	.286	3	0	2-3	47	0	1	.979
2016	.293	23-22	82	14	24	4	0	2	12	34	.415	10	0	17	1	.370	0	4	2-4	32	1	0	1.000
TOTAL	.257	53-45	175	32	45	8	0	2	27	59	.337	18	1	40	2	.325	3	4	4-7	79	1	1	.988

## McCain, Garrett

Year	avg	gp-gs	ab	r	h	2b	3b	hr	rbi	tb	slg%	bb	hbp	so	gdp	ob%	sf	sh	sb-att	po	a	e	fld%
2015	.319	30-18	72	18	23	3	1	0	13	28	.389	11	9	17	0	.467	0	4	7-7	5	0	0	1.000
2016	.204	17-16	54	12	11	2	0	0	5	13	.241	11	3	10	1	.368	0	3	9-11	38	0	0	1.000
TOTAL	.270	47-34	126	30	34	5	1	0	18	41	.325	22	12	27	1	.425	0	7	16-18	43	0	0	1.000

## Mertz, Michael

Year	avg	gp-gs	ab	r	h	2b	3b	hr	rbi	tb	slg%	bb	hbp	so	gdp	ob%	sf	sh	sb-att	po	a	e	fld%
2015	.000	0-0	0	0	0	0	0	0	0	0	.000	0	0	0	0	.000	0	0	0-0	0	1	0	1.000
2016	.000	0-0	0	0	0	0	0	0	0	0	.000	0	0	0	0	.000	0	0	0-0	0	2	0	1.000
TOTAL	.000	0-0	0	0	0	0	0	0	0	0	.000	0	0	0	0	.000	0	0	0-0	0	3	0	1.000

Year	era	w-l	app	gs	cg	sho	sv	ip	h	r	er	bb	so	2b	3b	hr	bf	bavg	wp	hbp	bk	sfa	sha
2015	2.45	0-0	3	0	0	0/0	0	3.2	2	1	1	2	4	0	0	0	16	.143	1	0	0	0	0
2016	3.86	1-1	8	4	0	0/2	1	25.2	22	12	11	17	26	3	0	0	116	.234	3	4	1	0	1
TOTAL	3.68	1-1	11	4	0	0/2	1	29.1	24	13	12	19	30	3	0	0	132	.222	4	4	1	0	1



# PLAYER CAREER STATISTICS

## Petrino, David

Year	avg	gp-gs	ab	r	h	2b	3b	hr	rbi	tb	slg%	bb	hbp	so	gdp	ob%	sf	sh	sb-att	po	a	e	fld%
2015	.257	38-13	70	14	18	2	1	0	9	22	.314	5	6	15	3	.358	0	0	2-2	9	20	4	.879
2016	.056	8-5	18	3	1	1	0	0	2	2	.111	2	1	2	0	.182	1	0	0-0	6	7	0	1.000
TOTAL	.216	46-18	88	17	19	3	1	0	11	24	.273	7	7	17	3	.320	1	0	2-2	15	27	4	.913

## Reed, Remy

Year	avg	gp-gs	ab	r	h	2b	3b	hr	rbi	tb	slg%	bb	hbp	so	gdp	ob%	sf	sh	sb-att	po	a	e	fld%
2015	.000	0-0	0	0	0	0	0	0	0	0	.000	0	0	0	0	.000	0	0	0-0	5	12	1	.944
2016	.000	0-0	0	0	0	0	0	0	0	0	.000	0	0	0	0	.000	0	0	0-0	0	1	0	1.000
TOTAL	.000	0-0	0	0	0	0	0	0	0	0	.000	0	0	0	0	.000	0	0	0-0	5	13	1	.947

Year	era	w-l	app	gs	cg	sho	sv	ip	h	r	er	bb	so	2b	3b	hr	bf	bavg	wp	hbp	bk	sfa	sha
2015	1.57	3-2	23	5	0	0/1	0	46.0	40	14	8	13	30	4	0	3	189	.247	1	2	0	3	9
2016	3.63	3-1	12	0	0	0/1	1	22.1	14	9	9	9	26	3	1	1	92	.179	4	3	0	0	2
TOTAL	2.24	6-3	35	5	0	0/2	1	68.1	54	23	17	22	56	7	1	4	281	.225	5	5	0	3	11

## Rosa, Andrew

Year	avg	gp-gs	ab	r	h	2b	3b	hr	rbi	tb	slg%	bb	hbp	so	gdp	ob%	sf	sh	sb-att	po	a	e	fld%
2014	.243	21-9	37	9	9	1	0	1	6	13	.351	6	0	11	0	.349	0	1	2-2	7	18	2	.926
2015	.333	9-0	9	2	3	1	0	1	2	7	.778	2	0	2	0	.455	0	0	0-0	1	2	1	.750
2016	.186	17-12	43	9	8	1	0	0	4	9	.209	10	4	12	1	.386	0	1	3-4	5	1	0	1.000
TOTAL	.225	47-21	89	20	20	3	0	2	12	29	.326	18	4	25	1	.378	0	2	5-6	13	21	3	.919

## Sluder, Ryan

Year	avg	gp-gs	ab	r	h	2b	3b	hr	rbi	tb	slg%	bb	hbp	so	gdp	ob%	sf	sh	sb-att	po	a	e	fld%
2014	.284	35-14	67	11	19	1	0	0	7	20	.299	8	0	10	0	.360	0	2	1-3	26	1	1	.964
2015	.309	50-44	162	36	50	14	0	6	22	82	.506	23	2	34	0	.401	0	7	5-7	66	0	0	1.000
2016	.190	14-12	42	9	8	1	0	3	5	18	.429	8	1	16	1	.333	0	1	1-1	17	0	0	1.000
TOTAL	.284	99-70	271	56	77	16	0	9	34	120	.443	39	3	60	1	.380	0	10	7-11	109	1	1	.991

## Walton, Donnie

Year	avg	gp-gs	ab	r	h	2b	3b	hr	rbi	tb	slg%	bb	hbp	so	gdp	ob%	sf	sh	sb-att	po	a	e	fld%
2013	.287	55-54	188	27	54	8	1	1	27	67	.356	25	2	30	4	.372	3	18	7-10	75	172	6	.976
2014	.310	66-66	252	45	78	15	0	3	36	102	.405	38	5	36	7	.407	2	22	7-10	88	198	17	.944
2015	.326	39-36	135	26	44	7	1	4	29	65	.481	22	2	23	2	.410	7	12	3-3	54	119	10	.945
2016	.330	25-25	91	20	30	7	1	1	16	42	.462	15	6	13	0	.451	1	2	7-9	27	65	6	.939
TOTAL	.309	185-181	666	118	206	37	3	9	108	276	.414	100	15	102	13	.404	13	54	24-32	244	554	39	.953

## Williams, Dustin

Year	avg	gp-gs	ab	r	h	2b	3b	hr	rbi	tb	slg%	bb	hbp	so	gdp	ob%	sf	sh	sb-att	po	a	e	fld%
2014	.216	45-23	102	20	22	1	4	3	21	40	.392	25	0	31	0	.367	1	0	2-2	99	1	0	1.000
2015	.276	57-53	192	37	53	11	4	6	38	90	.469	37	1	59	3	.396	0	2	5-6	496	44	3	.994
2016	.228	25-25	92	14	21	3	1	7	22	47	.511	15	0	33	0	.330	2	0	2-3	230	13	4	.984
TOTAL	.249	127-101	386	71	96	15	9	16	81	177	.459	77	1	123	3	.373	3	2	9-11	825	58	7	.992

## Williams, Garrett

Year	avg	gp-gs	ab	r	h	2b	3b	hr	rbi	tb	slg%	bb	hbp	so	gdp	ob%	sf	sh	sb-att	po	a	e	fld%
2014	.222	16-3	18	3	4	0	0	1	7	7	.389	7	0	9	0	.407	2	0	0-0	1	10	1	.917
2015	.000	0-0	0	0	0	0	0	0	0	0	.000	0	0	0	0	.000	0	0	0-0	1	3	0	1.000
TOTAL	.222	16-3	18	3	4	0	0	1	7	7	.389	7	0	9	0	.407	2	0	0-0	2	13	1	.938

Year	era	w-l	app	gs	cg	sho	sv	ip	h	r	er	bb	so	2b	3b	hr	bf	bavg	wp	hbp	bk	sfa	sha
2014	5.40	4-1	18	7	0	0/2	2	41.2	39	34	25	31	50	3	0	2	200	.250	4	8	1	1	4
2015	4.91	1-0	18	2	0	0/2	0	18.1	8	10	10	19	25	2	0	1	81	.131	1	0	1	0	1
2016	0.00	1-0	2	0	0	0/0	0	1.2	1	1	0	4	2	1	0	0	9	.200	1	0	0	0	0
TOTAL	5.11	6-1	38	9	0	0/4	2	61.2	48	45	35	54	77	6	0	3	290	.216	6	8	2	1	5



## The Last Time...

### A Cowboy Hitter Had...

8+ At Bats in a Game:	Gage Green & Corey Hassel (8) vs. Texas, April 3, 2015
5+ Hits in a Game:	Tanner Kriete-meier (5) vs. West Virginia, April 12, 2014
6 Runs in a Game:	Gage Green (tied school record) vs. Alcorn State, March 11, 2015
5 Runs in a Game:	Dean Green vs. Alabama A&M, March 23, 2010 (Game 2)
3 Doubles in a Game:	Donnie Walton vs. Oakland, Feb. 22, 2014 (Game 1)
2 Triples in a Game:	Dane Phillips vs. Arkansas-Pine Bluff, March 22, 2011
A Grand Slam:	Dustin Williams vs. North Carolina, Feb. 27, 2016
A Pinch-Hit Home Run:	Andrew Rosa vs. Texas Tech, April 5, 2014
Hit For the Cycle:	Zach Johnson vs. Kansas State, April 29, 2011
10 RBI in a Game:	Jason Heath vs. Kansas State, April 24, 1993
9 RBI in a Game:	Robbie Rea vs. Alabama A&M, March 10, 2012 (Game 1)
8 RBI in a Game:	Adam Carr vs. Kansas, May 22, 2005
7 RBI in a Game:	Kevin David vs. Arkansas-Pine Bluff, April 14, 2009 (Game 2)
6 RBI in a Game:	Zach Fish vs. Oklahoma, May 21, 2014
5 RBI in a Game:	Dustin Williams vs. North Carolina, Feb. 27, 2016
10+ Total Bases:	Robbie Rea (16 - tied Big 12 record) vs. Alabama A&M, March 10, 2012 (Game 1)
5 Walks in a Game:	Corey Brown vs. Texas Tech, May 11, 2007
4 Walks in a Game:	Dustin Williams vs. Michigan, May 15, 2015
4 Strikeouts in a Game:	Collin Theroux vs. Wichita State, March 22, 2016*
Stole Home:	Ryan Sluder vs. Arkansas, March 29, 2016
4 Stolen Bases in a Game:	Garrett McCain vs. Incarnate Word, March 1, 2016
3 Stolen Bases in a Game:	Gage Green vs. Southeastern Oklahoma State, March 20, 2013
3 HRs in a Game:	Robbie Rea vs. Alabama A&M, March 10, 2012 (Game 1)
2 HRs in a Game:	Dustin Williams vs. Abilene Christian, March 12, 2016
HRs in Consecutive At Bats:	Dustin Williams vs. Abilene Christian, (2nd & 3rd inning), March 12, 2016
Inside-the-Park Home Run:	Kevin Bradley vs. Alcorn State, March 11, 2015
2 Hits in an Inning:	Tim Arakawa vs. Oklahoma, (1st inn.), April 7, 2015
3 Hits in an Inning:	Toby Rhodes vs. Grambling, Feb. 11, 2000 (Tied for NCAA Record)
3 HBP in a Game:	Rafael Thomas vs. Western Illinois, March 18, 2009 (Game 2)
Led Off Game with HR:	Devin Shines vs. Texas Tech, May 21, 2011
Walk-Off Home Run:	Ryan Sluder vs. Dallas Baptist, April 21, 2015

### A Cowboy Pitcher Had...

A Complete Game:	Michael Freeman vs. Kansas State, May 21, 2015
A Complete Game (7 Innings):	Jason Hursh vs. NJIT, Feb. 23, 2013 (Game 1 - run-rule)
A Complete Game by a Freshman:	Matt Smith vs. Baylor, April 18, 1998
Four-Straight Complete Games:	Spencer Grogan vs. Kansas State 4/25; Kansas 4/17; Baylor 4/11; Texas A&M 4/3, 2004
Consecutive Complete Games:	Michael Freeman vs. TCU, March 22, 2015; vs. Kansas State, March 29, 2015
Consecutive Complete Games (7 Innings):	Matt Smith at Baylor (9), April 18, 1998; vs. Nebraska (7), April 24, 1998
A Shutout:	Jon Perrin vs. Kansas State, May 9, 2014
A Shutout (7 Innings):	Frank Bludau vs. Kansas, March 19, 2000
Consecutive Shutouts:	Andrew Heaney vs. Alabama A&M, March 9, 2012; vs. Houston, March 16, 2012
A Combined Shutout:	Michael Mertz (7.0), Remey Reed (1.0) and Tyler Buffett (1.0) vs. Wichita State, March 22, 2016*
A Combined Shutout (7 Innings):	Andrew Oliver (5), Brandon Adams (0.1), Justin Friend (1.2) vs. Texas Tech, May 13, 2007
A Shutout by a Freshman:	Matt Smith vs. Nebraska, April 24, 1998
Hit Four Batters in a Game:	Matt Gardner vs. La Salle, Feb. 16, 2007
A Three-Pitch Inning:	Rick Rivas (5th inn.) vs. Dallas Baptist, April 11, 2006
Had 10+ Strikeouts in a Game:	Trey Cobb (13) vs. Michigan, March 19, 2016
A 1-Hit Game:	Matt Smith vs. Nebraska, April 24, 1998
A No-Hitter:	Bob Richardson vs. Houston, March 26, 1968
A No-Hitter (7 Innings):	Joe Giordanella vs. Oklahoma, April 1, 1985
A Combined No-Hitter:	Jason Bell (5.2), Brent Nichols (1.1), Rob Gaiko (1), Marcus Cuper (1) vs. Missouri Southern, March 16, 1993



## The Last Time...

### Oklahoma State (The Team)...

Scored 30+ Runs:	30 vs. Western Illinois, March 18, 2009 (Game 1)
Scored 20+ Runs:	24 vs. Oklahoma, April 7, 2015
Scored 10+ Runs in an Inning:	12 (6th inn.) vs. Alabama A&M, March 23, 2010 (Game 2)
Had 20+ Hits:	20 vs. Oklahoma, April 7, 2015
Had 7+ Doubles:	10 vs. Minnesota, March 6, 2011
Did Not Strikeout:	vs. Kansas, May 2, 2010
Had 4+ Triples:	4 vs. Arkansas-Pine Bluff, March 23, 2011
Had 10+ HRs:	11 vs. Chicago State, Feb. 24, 1999
Had 8 HRs:	8 vs. Kansas, April 15, 2006
<i>Had 10+ Walks:</i>	<i>11 vs. Michigan, March 19, 2016</i>
Had 10+ Stolen Bases:	11 vs. Wichita State, April 27, 1956
<i>Allowed Less Than Three Hits:</i>	<i>2 vs. Wichita State, March 22, 2016</i>
<i>Was Shut Out:</i>	<i>vs. Indiana State, March 6, 2016</i>
<i>Was Shut Out at Home:</i>	<i>vs. Indiana State, March 6, 2016</i>
Was Shut Out on the Road:	at Texas, April 25, 2014
Had Back-to-Back Homers:	Conor Costello/Kevin Bradley (5th inn.) vs. Alcorn State, March 11, 2015
Had Three Consecutive Homers:	Ty Wright/Shelby Ford/Tyler Mach vs. Western Illinois, Feb. 24, 2006
<i>Struck Out 15+ Times:</i>	<i>16 vs. Missouri State, March 8, 2016</i>
Turned a Triple Play:	vs. Cal State Fullerton, May 31, 2014
<i>Was Held to 2 or Less Hits:</i>	<i>2 vs. Michigan, March 19, 2016</i>
<i>Committed 4+ Errors in a Game:</i>	<i>4 vs. Abilene Christian, March 14, 2016</i>
Won Both Games of a Doubleheader:	vs. Nebraska, April 27, 2013
Lost Both Games of a Doubleheader:	vs. Texas, April 14, 2012

### An Opponent...

Threw a No-Hitter:	Nick Schmidt (6), Brian McLelland (1) and Devin Collis (2), Arkansas, Feb. 11, 2006
Threw a One-Hitter:	B.R. Cook, Oregon State, Feb. 18, 1999
Hit 3 HRs:	Charlie Llewellyn, Texas-Arlington, March 10, 1993
Hit 2 HRs:	Adam Kirsch, Texas Tech, April 5, 2014
Had Back-to-Back HRs:	Ryan McBroom/Brady Wilson (6th inn.), West Virginia, May 25, 2013
Hit a Grand-Slam:	Audie Afenir (3rd inn.), Oral Roberts, April 16, 2015
Had 5+ Hits in a Game:	Kyle Giusti (5), Abilene Christian, March 13, 2014
Had 6+ RBI in a Game:	Audie Afenir (6), Oral Roberts, April 16, 2015
Scored 10+ Runs in an Inning:	UCLA (10 in the 6th inn.), May 26, 1997
Had a Pinch-Hit Home Run:	Daniel Mengden, Texas A&M, May 19, 2012
Pitched a Complete Game:	Andrew Morales, UC Irvine, June 7, 2014
Had 10+ Strikeouts in a Game:	Chad Donato (10), West Virginia, May 20, 2015

italics — occurred during 2016 season

\* — most recent occurrence in 2016