



2016 OKLAHOMA STATE COWBOY BASEBALL

Wade McWhorter • Coordinator, Media Relations • (405) 744-7853 (o) or 612-5240 (c) • wade.mcwhorter@okstate.edu
Oklahoma State Athletics Media Relations • 220 Athletics Center, Stillwater, OK 74078 • www.okstate.com

2016 SCHEDULE

| | | |
|-----------------|-------------------------------|------------------|
| Feb. 19 | at UT Arlington% | L, 2-3 |
| Feb. 20 | vs. Stephen F. Austin% | W, 8-2 |
| Feb. 20 | at UT Arlington% | W, 5-3 |
| Feb. 21 | vs. Stephen F. Austin% | L, 4-5 (10) |
| Feb. 26 | at #10 North Carolina | L, 1-2 |
| Feb. 27 | at #10 North Carolina | L, 6-7 (10) |
| Feb. 28 | at #10 North Carolina | L, 3-4 |
| March 1 | Incarnate Word | W, 7-1 |
| March 2 | Incarnate Word | W, 3-2 |
| March 4 | Indiana State | W, 1-0 |
| March 5 | Indiana State | W, 9-2 |
| March 6 | Indiana State | L, 0-2 |
| March 8 | at #12 Missouri State | W, 6-5 (10) |
| March 11 | Abilene Christian | W, 9-2 |
| March 12 | Abilene Christian | W, 16-0 |
| March 14 | Abilene Christian | W, 8-4 |
| March 15 | at #26 Dallas Baptist | W, 7-6 |
| March 18 | #18 Michigan | W, 6-3 |
| March 19 | #18 Michigan | W, 5-4 |
| March 20 | #18 Michigan | L, 2-4 |
| March 22 | at Wichita State | W, 17-0 |
| March 24 | at Kansas State* | 6:05 p.m. |
| March 25 | at Kansas State* | 6:35 p.m. |
| March 26 | at Kansas State* | 1:05 p.m. |
| March 29 | Arkansas | 6 p.m. |
| April 1 | at West Virginia* | 5:30 p.m. |
| April 2 | at West Virginia* | 3 p.m. |
| April 3 | at West Virginia* | Noon |
| April 8 | Texas Tech* | 6 p.m. |
| April 9 | Texas Tech* | 3 p.m. |
| April 10 | Texas Tech* | 1 p.m. |
| April 12 | Oral Roberts | 6 p.m. |
| April 15 | at Baylor* | 6:30 p.m. |
| April 16 | at Baylor* | 3 p.m. |
| April 17 | at Baylor* | 1 p.m. |
| April 19 | at Oklahoma | 6 p.m. |
| April 22 | TCU* | 6 p.m. |
| April 23 | TCU* | 4 p.m. |
| April 24 | TCU* | 1 p.m. |
| April 26 | at Arkansas | 6:35 p.m. |
| April 27 | Little Rock | 6 p.m. |
| April 29 | at Texas* | 7 p.m. |
| April 30 | at Texas* | 3:30 p.m. |
| May 1 | at Texas* | 1:30 p.m. |
| May 6 | Prairie View A&M | 6 p.m. |
| May 7 | Prairie View A&M | 3 p.m. |
| May 8 | Prairie View A&M | 1 p.m. |
| May 10 | Dallas Baptist | 6 p.m. |
| May 13 | Oklahoma* (OKC) | 6:30 p.m. |
| May 14 | Oklahoma* (Tulsa) | 7:30 p.m. |
| May 15 | Oklahoma* (Tulsa) | 2 p.m. |
| May 17 | at Oral Roberts | 6:30 p.m. |
| May 19 | Kansas* | 6:30 p.m. |
| May 20 | Kansas* | 6 p.m. |
| May 21 | Kansas* | 3 p.m. |
| May 25-29 | Big 12 Baseball Championship# | |
| June 3-6 | NCAA Regionals\$ | |
| June 5-8 | NCAA Super Regionals\$ | |
| June 14-25 | College World Series! | |

Bold italics indicates home game • All Times Central

* — Big 12 Conference game

% — Clay Gould Classic • Arlington, Texas

— Chickasaw Bricktown Ballpark • Oklahoma City

\$ — Campus Sites

! — TD Ameritrade Park • Omaha, Neb.



#19 Oklahoma State (14-7, 0-0) at Kansas State (11-10, 0-0)

**Tointon Family Stadium (2,331)
Manhattan, Kan.**

Thurs., March 24: 6:05 p.m.

Fri., March 25: 6:35 p.m.

Sat., March 26: 2:05 p.m.



Oklahoma State

Oklahoma State begins Big 12 Conference play with a three-game series at Kansas State, which opens Thursday in Manhattan, Kan. OSU is 14-7 on the season and ranked as high as 19th nationally, and the Cowboys have won 12 of their last 14 games. Thursday's series opener is scheduled for 6:05 p.m., with Friday's contest at 6:35 p.m. and Saturday's finale at 1:05 p.m.

Led by Donnie Walton and his .338 batting average, the Cowboys are hitting a collective .251 while the pitching staff owns a Big 12-best 2.29 ERA

The Cowboys are coming off a 38-20 season in which they made their third consecutive NCAA Regional appearance, and expectations are again high. OSU was ranked in the top 10 nationally in four different preseason polls and returns seven starters from 2015, including All-Big 12 Conference performers Donnie Walton, Ryan Sluder and Corey Hassel.

The 2016 season will mark OSU's fourth under Holliday, who compiled a 127-57 record in his first three seasons at his alma mater.

About The Wildcats

Kansas State is 11-10 on the season, which includes a 7-5 mark on its home turf. Led by junior second baseman Jake Wodtke (.377, 18 RBI), the Wildcats are hitting .281 as a team, while the pitching staff sports a collective 5.06 ERA.

Expected to start on the mound for K-State are:

Friday - RHP Levi MaVorhis (3-0, 2.60)

Saturday - LHP Parker Rigler (2-3, 3.86)

Sunday - TBA

OSU is 160-50 all time against the Wildcats, including a 3-1 mark last season (two wins in Stillwater, one at Big 12 Championship). The Cowboys are 8-2 against KSU under Josh Holliday.

Watch, Listen, Follow

Thursday's series opener will air live nationally on FS1 with Dave Barnett and Pat Combs on the call. Friday's game airs on FOX College Sports, while fans can watch the series finale Saturday online via ESPN3 and the WatchESPN app.

All OSU baseball games are carried live by Stillwater Radio and air on KSPI 93.7 FM or 780 AM. Rex Holt, who is in his 34th season on the air with Cowboy baseball, will call the action, with Matt "Chief" Davis providing color commentary. Radio broadcasts are also available online at okstate.com/watch.

Live stats for all games can also be found at okstate.com, with links available under the Schedule tab on the baseball home page. Additionally, fans can follow the official OSU Baseball Twitter account, @OSUBaseball, for in-game updates.

OSU PROBABLE STARTERS

| Position Players | | | 2016 Statistics | | | | Noteworthy |
|------------------|-----|-----------------|-----------------|------|----|-----|---|
| Pos. | No. | Player | GP-GS | Avg. | HR | RBI | |
| C | 16 | Collin Theroux | 19-19 | .119 | 1 | 9 | 33rd-round MLB Draft pick last June |
| 1B | 22 | Dustin Williams | 21-21 | .266 | 7 | 22 | Leads Big 12 in home runs |
| 2B | 3 | J.R. Davis | 13-12 | .317 | 0 | 1 | Cowboys are 7-1 w/Davis hitting leadoff |
| SS | 5 | Donnie Walton | 21-21 | .338 | 1 | 14 | All-Big 12 First Team in 2014 & 2015 |
| 3B | 7 | Garrett Bengel | 21-19 | .333 | 1 | 15 | Three RBIs in win vs. Missouri State |
| RF | 28 | Corey Hassel | 21-21 | .315 | 2 | 13 | .441 on-base percentage |
| CF | 3 | Garrett McCain | 16-16 | .204 | 0 | 5 | Big 12-best nine stolen bases |
| LF | 13 | Jon Littell | 19-18 | .269 | 1 | 10 | Five multi-hit games |
| DH | 44 | Andrew Rosa | 14-10 | .200 | 0 | 4 | Played in nine games in 2015 before redshirting |

Starting Pitchers

| R/L | No. | Player | W-L | ERA | Last Appearance | W-L | IP | H | R | ER | BB | SO |
|-----|-----|----------------|-----|------|-------------------|-----|-----|---|---|----|----|----|
| R | 45 | Thomas Hatch | 1-0 | 2.03 | 3/18 vs. Michigan | ND | 4.0 | 6 | 3 | 2 | 3 | 3 |
| R | 25 | Trey Cobb | 3-3 | 2.52 | 3/19 vs. Michigan | W | 6.0 | 6 | 2 | 1 | 0 | 13 |
| R | 34 | Jensen Elliott | 2-1 | 2.19 | 3/20 vs. Michigan | L | 6.0 | 7 | 4 | 2 | 3 | 8 |



2016 COWBOY BASEBALL ROSTER

NUMERICAL ROSTER

| No. | Name | Pos. | B/T | Ht. | Wt. | Class | Hometown (High School/Previous School) |
|-----|-------------------|--------|-----|------|-----|-------|---|
| 1 | Alex Shaver | OF | L/L | 5-11 | 189 | Fr. | Sugarland, Texas (George Ranch HS) |
| 2 | J.R. Davis | INF | R/R | 5-9 | 187 | Jr. | Vallejo, Calif. (St. Patrick-St. Vincent HS/Contra Costa CC) |
| 3 | Garrett McCain | OF | R/L | 6-0 | 186 | So. | Wylie, Texas (Wylie East HS) |
| 4 | Jacob Chappell | INF | R/R | 6-0 | 164 | So. | Guthrie, Okla. (Guthrie HS) |
| 5 | Donnie Walton | INF | S/R | 5-10 | 184 | Sr. | Tulsa, Okla. (Bishop Kelley HS) |
| 6 | David Petrino | INF | R/R | 5-10 | 198 | Sr. | Springdale, Ark. (Shiloh Christian/Central Arizona CC) |
| 7 | Garrett Benge | INF | L/R | 5-11 | 200 | So. | Yukon, Okla. (Yukon HS/Cowley County CC) |
| 8 | Ryan Sluder | OF | R/R | 6-2 | 197 | Jr. | Amarillo, Texas (Amarillo HS) |
| 13 | Jon Littell | OF | R/R | 6-3 | 205 | So. | Stillwater, Okla. (Stillwater HS) |
| 15 | Garrett Williams | LHP | L/L | 6-1 | 204 | Jr. | Lubbock, Texas (Calvary Baptist HS) |
| 16 | Collin Theroux | C | R/R | 6-1 | 223 | Jr. | San Mateo, Calif. (Junipero Serra HS/San Joaquin Delta CC) |
| 17 | Baylor Rowlett | C | R/R | 6-0 | 198 | Fr. | College Station, Texas (College Station HS) |
| 18 | Colin Simpson | C | L/R | 5-9 | 227 | Fr. | Edmond, Okla. (Memorial HS) |
| 19 | Carson Teel | LHP | L/L | 6-0 | 170 | R-Fr. | Stillwater, Okla. (Stillwater HS) |
| 22 | Dustin Williams | 1B | L/R | 6-2 | 229 | Jr. | Weatherford, Texas (Weatherford HS) |
| 23 | Bryce Verplank | RHP/OF | R/R | 6-4 | 223 | Fr. | Flower Mound, Texas (Marcus HS) |
| 24 | Conor Costello | RHP/OF | R/R | 6-3 | 211 | Sr. | Edmond, Okla. (Santa Fe HS/Arkansas) |
| 25 | Trey Cobb | RHP | R/R | 6-1 | 199 | Jr. | Broken Arrow, Okla. (Broken Arrow HS) |
| 26 | Luke Matheny | RHP | R/R | 6-2 | 199 | Fr. | Chesterfield, Mo. (Westminster Christian) |
| 27 | Michael Mertz | RHP | R/R | 6-2 | 209 | Jr. | Pflugerville, Texas (Pflugerville HS/Cisco College) |
| 28 | Corey Hassel | OF/RHP | R/R | 5-10 | 175 | Sr. | Stillwater, Okla. (Stillwater HS) |
| 30 | Remy Reed | RHP | R/R | 6-5 | 225 | Jr. | Frisco, Texas (Frisco HS/Navarro College) |
| 31 | Matt Wilson | LHP | L/L | 6-5 | 209 | So. | Dallas, Texas (Highland Park HS) |
| 32 | Ben Leeper | RHP | R/R | 5-11 | 193 | Fr. | Southlake, Texas (Southlake Carroll HS) |
| 33 | Mason O'Brien | 1B | L/L | 6-0 | 193 | So. | Owasso, Okla. (Owasso HS) |
| 34 | Jensen Elliott | RHP | R/R | 6-6 | 206 | Fr. | Coppell, Texas (Coppell HS) |
| 36 | Max Simpson | RHP | R/R | 6-3 | 201 | So. | Tulsa, Okla. (Bishop Kelley HS/Hutchinson CC) |
| 37 | Tyler Buffett | RHP | R/R | 6-2 | 197 | Jr. | Albuquerque, N.M. (Albuquerque Academy) |
| 38 | Nick Gallo | INF | R/R | 5-10 | 181 | Jr. | West Palm Beach, Fla. (Palm Beach Gardens HS/Palm Beach St. CC) |
| 39 | Alex Hackerott | LHP | R/L | 6-2 | 196 | Sr. | Sand Springs, Okla. (Charles Page HS) |
| 42 | Jake Cowan | RHP | R/R | 6-1 | 201 | So. | Mangum, Okla. (Mangum HS/Cowley County CC) |
| 43 | Blake Battenfield | RHP | R/R | 6-4 | 210 | So. | Claremore, Okla. (Verdigris HS) |
| 44 | Andrew Rosa | INF | R/R | 6-2 | 188 | So. | Owasso, Okla. (Owasso HS) |
| 45 | Thomas Hatch | RHP | R/R | 6-1 | 190 | So. | Tulsa, Okla. (Jenks HS) |
| 46 | Joe Lienhard | RHP | R/R | 6-4 | 239 | Fr. | Wichita, Kan. (Kapaun Mt. Carmel HS) |

COACHES

| | |
|----|---|
| 9 | Josh Holliday – Head Coach (Fourth Season) |
| 10 | Rob Walton – Assistant Coach (Fourth Season) |
| 12 | James Vilade – Assistant Coach (First Season) |
| 40 | Mark Ginther – Volunteer Assistant Coach (Second Season) |
| | Heath Holliday – Director of Baseball Operations (First Season) |
| | Victor Romero – Graduate Manager (Second Season) |

ALPHABETICAL ROSTER

| No. | Name | Pos. |
|-----|--------------------|--------|
| 43 | Battenfield, Blake | RHP |
| 7 | Benge, Garrett | INF |
| 37 | Buffett, Tyler | RHP |
| 4 | Chappell, Jacob | INF |
| 25 | Cobb, Trey | RHP |
| 24 | Costello, Conor | RHP/OF |
| 42 | Cowan, Jake | RHP |
| 2 | Davis, J.R. | INF |
| 34 | Elliott, Jensen | RHP |
| 38 | Gallo, Nick | INF |
| 39 | Hackerott, Alex | LHP |
| 28 | Hassel, Corey | OF/RHP |
| 45 | Hatch, Thomas | RHP |
| 32 | Leeper, Ben | RHP |
| 46 | Lienhard, Joe | RHP |
| 13 | Littell, Jon | OF |
| 26 | Matheny, Luke | RHP |
| 3 | McCain, Garrett | OF |
| 27 | Mertz, Michael | RHP |
| 33 | O'Brien, Mason | 1B |
| 6 | Petrino, David | INF |
| 30 | Reed, Remy | RHP |
| 44 | Rosa, Andrew | INF |
| 17 | Rowlett, Baylor | C |
| 1 | Shaver, Alex | OF |
| 18 | Simpson, Colin | C |
| 36 | Simpson, Max | RHP |
| 8 | Sluder, Ryan | OF |
| 19 | Teel, Carson | LHP |
| 16 | Theroux, Collin | C |
| 23 | Verplank, Bryce | RHP/OF |
| 5 | Walton, Donnie | INF |
| 22 | Williams, Dustin | 1B |
| 15 | Williams, Garrett | LHP |
| 31 | Wilson, Matt | LHP |

PRONUNCIATION GUIDE

| | |
|-----------|-------------------|
| Benge | like binge (binj) |
| Hackerott | hacker-it |
| Lienhard | lin-hard |
| Littell | li-tell |
| Matheny | ma-thee-knee |
| Remy Reed | rimmy |
| Sluder | slew-der |
| Theroux | th-row |
| Vilade | rhymes with made |

BY CLASS

Seniors (5): Costello, Hackerott, Hassel, Petrino, Walton
Juniors (10): Buffett, Cobb, Davis, Gallo, Mertz, Reed, Sluder, Theroux, D. Williams, G. Williams
Sophomores (11): Battenfield, Benge, Chappell, Cowan, Hatch, Littell, McCain, O'Brien, Rosa, M. Simpson, Wilson
Redshirt Freshmen (1): Teel
Freshmen (8): Elliott, Leeper, Lienhard, Matheny, Rowlett, Shaver, C. Simpson, Verplank

ROSTER BREAKDOWN

BY STATE

Oklahoma (16): Battenfield, Benge, Chappell, Cobb, Costello, Cowan, Hackerott, Hassel, Hatch, Littell, O'Brien, Rosa, C. Simpson, M. Simpson, Teel, Walton
Texas (12): Elliott, Leeper, McCain, Mertz, Reed, Rowlett, Shaver, Sluder, Verplank, D. Williams, G. Williams, Wilson
California (2): Davis, Theroux
Arkansas (1): Petrino
Florida (1): Gallo
Kansas (1): Lienhard
Missouri (1): Matheny
New Mexico (1): Buffett



RADIO/TV CHART



1

Alex Shaver
OF • L/L • 5-11, 189
Fr. • Sugarland, Texas



2

J.R. Davis
INF • R/R • 5-9, 187
Jr. • Vallejo, Calif.




3

Garrett McCain
OF • R/L • 6-0, 186
So. • Wylie, Texas




4

Jacob Chappell
INF • R/R • 6-0, 164
So. • Guthrie, Okla.




5

Donnie Walton
INF • S/R • 5-10, 184
Sr. • Tulsa, Okla.




6

David Petrino
INF • R/R • 5-10, 198
Sr. • Springdale, Ark.




7

Garrett Bengel
INF • L/R • 5-11, 200
So. • Yukon, Okla.



8

Ryan Sluder
OF • R/R • 6-2, 197
Jr. • Amarillo, Texas




13

Jon Littell
OF • R/R • 6-3, 205
So. • Stillwater, Okla.




15

Garrett Williams
LHP • 6-1, 204
Jr. • Lubbock, Texas




16

Collin Theroux
C • R/R • 6-1, 223
Jr. • San Mateo, Calif.




17

Baylor Rowlett
C • R/R • 6-0, 198
Fr. • College Station, Texas




18

Colin Simpson
C • L/R • 5-9, 227
Fr. • Edmond, Okla.




19

Carson Teel
LHP • 6-0, 170
R-Fr. • Stillwater, Okla.



22

Dustin Williams
1B • L/R • 6-2, 229
Jr. • Weatherford, Texas



23

Bryce Verplank
RHP/OF • R/R • 6-4, 223
Fr. • Flower Mound, Texas



24

Conor Costello
RHP/OF • R/R • 6-3, 211
Sr. • Edmond, Okla.



25

Trey Cobb
RHP • 6-1, 199
Jr. • Broken Arrow, Okla.




26

Luke Matheny
RHP • 6-2, 191
Fr. • Chesterfield, Mo.




27

Michael Mertz
RHP • 6-2, 209
Jr. • Pflugerville, Texas




28

Corey Hassel
OF/RHP • R/R • 5-10, 175
Sr. • Stillwater, Okla.




30

Remey Reed
RHP • 6-5, 225
Jr. • Frisco, Texas




31

Matt Wilson
LHP • 6-5, 209
So. • Dallas, Texas



32

Ben Leeper
RHP • 5-11, 193
Fr. • Southlake, Texas



33

Mason O'Brien
1B • L/L • 6-0, 193
So. • Owasso, Okla.




34

Jensen Elliott
RHP • 6-6, 206
Fr. • Coppell, Texas



36

Max Simpson
RHP • 6-3, 201
So. • Tulsa, Okla.




37

Tyler Buffett
RHP • 6-2, 197
Jr. • Albuquerque, N.M.




38

Nick Gallo
INF • R/R • 5-10, 181
Jr. • West Palm Beach, Fla.




39

Alex Hackerott
LHP • 6-2, 196
Sr. • Sand Springs, Okla.



42

Jake Cowan
RHP • 6-1, 201
So. • Mangum, Okla.



43

Blake Battenfield
RHP • 6-4, 210
So. • Claremore, Okla.




44

Andrew Rosa
INF • R/R • 6-2, 188
So. • Owasso, Okla.



45

Thomas Hatch
RHP • 6-1, 190
So. • Tulsa, Okla.



46

Joe Lienhard
RHP • 6-4, 239
Fr. • Wichita, Kan.



9

Josh Holliday
Head Coach
Fourth Season




12

James Vilade
Asst. Coach/Recruiting
First Season




10

Rob Walton
Asst. Coach/Pitching
Fourth Season



40

Mark Ginther
Volunteer Asst. Coach
Second Season



Heath Holliday
Director of Operations
First Season



GAME NOTES



2016 BIG 12 CONFERENCE STANDINGS

| | Big 12 | | Overall | | |
|-----------------------|----------|----------|-----------|----------|----------|
| | W | L | W | L | T |
| TCU | 3 | 0 | 17 | 3 | 0 |
| Texas Tech | 2 | 1 | 13 | 7 | 0 |
| Baylor | 1 | 2 | 8 | 12 | 0 |
| Oklahoma State | 0 | 0 | 14 | 7 | 0 |
| Kansas State | 0 | 0 | 11 | 10 | 0 |
| Oklahoma | 0 | 0 | 11 | 10 | 0 |
| Texas | 0 | 0 | 9 | 12 | 0 |
| Kansas | 0 | 0 | 7 | 11 | 0 |
| West Virginia | 0 | 3 | 10 | 8 | 0 |

This Week's Big 12 Schedule

| | | |
|--------------------------|--|-----------|
| Wednesday | | |
| Kansas at Creighton | | 6 p.m. |
| Thursday | | |
| TCU at Texas | | 6 p.m. |
| Oklahoma at Texas Tech | | 6:30 p.m. |
| Dallas Baptist at Baylor | | 6:30 p.m. |
| Friday | | |
| West Virginia at Kansas | | 6 p.m. |
| TCU at Texas | | 6 p.m. |
| Baylor at Dallas Baptist | | 6:30 p.m. |
| Oklahoma at Texas Tech | | 6:30 p.m. |
| Saturday | | |
| West Virginia at Kansas | | 2 p.m. |
| Oklahoma at Texas Tech | | 2 p.m. |
| Baylor at Dallas Baptist | | 2 p.m. |
| TCU at Texas | | 2:30 p.m. |
| Sunday | | |
| West Virginia at Kansas | | 1 p.m. |

...

2016 Big 12 Preseason Coaches Poll

| | |
|------------------------------|------------------|
| 1. TCU (3) | 6. West Virginia |
| 2. Oklahoma State (3) | 7. Kansas |
| 3. Texas (3) | 8. Kansas State |
| 4. Oklahoma | 9. Baylor |
| 5. Texas Tech | |

...

2016 Oklahoma State Awards/Accolades

| | |
|-----------------|----------------------------------|
| Donnie Walton | Golden Spikes Award Watch List |
| Tyler Buffett | Co-Big 12 Pitcher of Week, 3/7 |
| Dustin Williams | Big 12 Player of Week, 3/14 |
| Conor Costello | Senior CLASS Award candidate |
| Trey Cobb | Big 12 Pitcher of the Week, 3/21 |

In The Polls

OSU is ranked as high as No. 19 in this week's national polls, earning that spot from *Baseball America*. The Cowboys are also ranked 20th by Perfect Game, 22nd by *D1Baseball.com* and the NCBWA and 25th in the *USA Today* coaches poll.

OSU has been ranked in at least one national poll for 57 consecutive weeks dating back to 2013, when the Cowboys were in the polls for the final 14 weeks of the season. During that time, they have spent 16 weeks in the Top 10 and been ranked as high as No. 3 (by the NCBWA in 2014). They finished the '14 season ranked 10th in each of the final polls, marking the 19th time in program history OSU ended the season in the top 10 in the national polls.

2,500 Club

Oklahoma State entered 2016 as one of only 18 programs in Division I history to reach 2,500 victories, beginning the year with 2,513 all-time wins. Of those achieving that feat, only one has played fewer seasons than OSU's 104 (Florida State with 68).

OSU entered the 2016 season ranked sixth all time in NCAA history with a .665 winning percentage.

The Century Mark

In his third season as head coach at his alma mater, Josh Holliday became the sixth skipper to record 100 career wins at Oklahoma State. Holliday's 100th win came on March 13, 2015, against Grand Canyon in his 143rd game, making him the second-fastest Cowboy boss to reach 100 victories.

| Coch | Games to reach 100 wins | Season reached 100 wins |
|----------------|-------------------------|-------------------------|
| Toby Greene | 140 | 8th |
| Josh Holliday | 143 | 3rd |
| Gary Ward | 146 | 3rd |
| Tom Holliday | 147 | 3rd |
| Chet Bryan | 161 | 6th |
| Frank Anderson | 162 | 3rd |

Omaha

The Cowboys' coaching staff is no stranger to the College World Series, with Josh Holliday and Rob Walton combining for nine CWS appearances as either a player or coach.

Holliday played on a pair of CWS teams at OSU (1996 & 1999) and has coached in the CWS as an assistant at Georgia Tech (2006), Arizona State (2009) and Vanderbilt (2011).

Walton spent four seasons as a pitcher at OSU from 1983-86, and each of those teams appeared in the CWS.

Baseball In Their Blood

Baseball — and Oklahoma State — is definitely a family affair for Josh Holliday.

Josh's father, Tom, served as an OSU assistant coach for 19 years then took over as the Cowboys' head coach from 1997-2003, leading the program to its last College World Series appearance in 1999 (and coaching Josh in his final three collegiate seasons). Tom has spent four decades as a collegiate coach and was inducted into the Cowboy Baseball Hall of Fame in 2016.

Josh's younger brother, Matt, is an outfielder for the St. Louis Cardinals. In 12 major league seasons, Matt has been named to seven MLB All-Star teams.

Josh's uncle, Dave Holliday, was an OSU assistant coach from 1981-88 and has since held a variety of roles in Major League Baseball, including his current spot as a professional scout for the Atlanta Braves.

Home Sweet Home

Allie P. Reynolds Stadium has been home to Oklahoma State baseball since April 4, 1981, and in those 35 seasons, the Cowboys have been nearly unbeatable on their home field.

OSU is 889-210 (.809) all time at Reynolds Stadium and has lost more than two consecutive games on its home turf only five times (six in a row in 2007; three straight in 2010, 2012, 2013 and 2014).

The Cowboys are 9-2 on their home field in 2016.

On The Road Again and Again and Again and Again and Again and Again and Again and...

As has become commonplace, OSU will open Big 12 Conference play on the road in 2016.

The Cowboys have begun league play at Allie P. Reynolds Stadium only twice since 2003 (in 2005 and 2013), and this season OSU will open at Kansas State.

The trend will continue in the near future as the conference office has set schedules for 2017 and 2018, and in each of those seasons, OSU opens Big 12 action away from Stillwater.

Since 2004 and spanning through 2018, OSU will have opened conference play on the road 13 times and only two times at home. Since Big 12 baseball began play in 1997, the Cowboys will have opened league play on the road 16 times and just six times in Stillwater.

It's Been Awhile

OSU has not lost a three-game Big 12 Conference series at Allie P. Reynolds Stadium since 2012 when it was swept by Texas A&M on the final weekend of the season. Over the last three seasons, the Cowboys have won nine consecutive three-game league series on their home field following a split in a rain-shortened two-game series with Baylor to open league play in 2013. (In 2015 OSU lost its only game vs. West Virginia in Stillwater — the final two games of the series were canceled due to weather).



GAME NOTES



Josh Holliday

Head Coach,
Fourth Season

Josh Holliday returned home to take over the Oklahoma State baseball program when he was named the 15th head coach in program history on June 8, 2012.

Holliday's hire has paid huge and immediate dividends as he has led the OSU program back to national prominence in his first three years at the helm.

Since taking over the reins, Holliday has guided the Cowboys to three-straight NCAA Tournament appearances, the program's first-ever regular season Big 12 Conference championship and its third NCAA Super Regional berth. During Holliday's three-year tenure, the Cowboys have won 127 games, the second-highest win total among Big 12 teams during that span.

The Oklahoma State alumnus and native of Stillwater made an immediate impact in his first season at the helm, leading the Cowboys to a 41-19 record and the finals of the NCAA Louisville Regional.

OSU's 41 wins in 2013 was its most since 2008, and the Cowboys' second-place finish in the Big 12 Conference was also its best in five years.

Under Holliday's direction, the Cowboys won five of their eight Big 12 series, including four in a row to end the season, and OSU had 11 players garner All-Big 12 accolades, its most since 2008.

OSU's second season under Holliday was even better, and he became the first-ever Cowboy skipper to be named the Big 12 Conference Coach of the Year.

In 2014, the Cowboys went 48-18, marking the most wins for the program since 1994. OSU captured the Big 12 regular season crown with an 18-6 mark, then went on to win the NCAA Stillwater Regional championship and advance to the NCAA Louisville Super Regional, its first Super Regional appearance since 2007.

The 2014 season also saw the Cowboys win their final seven Big 12 Conference series and rank in the top 10 nationally in five categories, including home runs, walks, sacrifice bunts and winning percentage.

Further adding to the accolades, 2014 also saw a pair of Cowboys — Brendan McCurry and Zach Fish — earn All-America honors. Fish was named the Big 12 Player of the Year and was one of 11 Cowboys to garner All-Big 12 accolades, which included a school-record six first-team honorees.

Holliday is the first former OSU player to serve as the program's head coach. A four-year letterwinner for the Cowboys from 1996-99, Holliday was a starter on teams that made four NCAA Tournament appearances and reached the College World Series in 1996 and 1999.

For 11 years, Holliday served as an assistant coach at some of the nation's top baseball programs. He started his coaching career at OSU before serving on the staffs at North Carolina State, Georgia Tech, Arizona State and Vanderbilt. He coached seven NCAA Tournament teams and three of those advanced to the College World Series (Georgia Tech in 2006, Arizona State in 2009 and Vanderbilt in 2011).

A four-year letterwinner who played in 256 games, which ranks second all time at OSU, Holliday compiled a career .311 batting average to go along with 53 home runs, 62 doubles and 237 RBIs. He was inducted into the OSU Baseball Hall of Fame in 2003.

Holliday's name is prominent throughout the OSU record book. He is OSU's all-time leader in base on balls with 225 and ranks in the top five on the Cowboys' career lists in games, at bats, runs, hits, doubles, total bases, RBIs and hit by pitches while ranking seventh in homers.

Holliday was a three-time All-Big 12 performer, earning first-team honors in 1998 (at catcher) and 1999 (at third base). He was a second-team selection as a utility player in 1997 and was named the Big Eight Conference Freshman of the Year and a Freshman All-American in 1996.

Holliday Year-By-Year At OSU

| | Overall | Big 12 |
|--------|---------------|--------------|
| 2013 | 41-19 | 13-10 |
| 2014 | 48-18 | 18-6 |
| 2015 | 38-20 | 14-8 |
| 2016 | 14-7 | 0-0 |
| Totals | 141-64 (.688) | 45-24 (.652) |

THE JOSH HOLLIDAY FILE

- **1996-99:** Played at Oklahoma State
- **1999-00:** Played in Toronto Blue Jays organization
- **2001-03:** Oklahoma State assistant coach
- **2004:** North Carolina State assistant coach
- **2005-07:** Georgia Tech assistant coach
- **2008-09:** Arizona State assistant coach
- **2010-12:** Vanderbilt assistant coach
- **2013-pres.:** Oklahoma State head coach

Big 12's Best

Oklahoma State's .690 winning percentage (127-57) from 2013-15 marked the highest in the Big 12 Conference during that span. TCU came in second at .677, with the Cowboys only trailing the Horned Frogs by one in the win column.

OSU has also finished first or second in the league standings each of the last three years, and the Cowboys are the only Big 12 team over that span to finish over .500 in conference play each year.

Comeback Cowboys

Come-from-behind victories have become a trend for the Cowboys under Josh Holliday. OSU has overcome deficits to win 64 games in Holliday's four seasons, notching 18 comeback wins in 2013, 28 in 2014 and 15 a year ago.

Awards Show

A number of Cowboys who earned all-conference recognition a year ago return in 2015.

Donnie Walton was named to the All-Big 12 First Team as an infielder last season, while outfielders Ryan Sluder and Corey Hassel each picked up All-Big 12 Second Team honors.

Earning All-Big 12 honorable mention accolades were first baseman Dustin Williams and pitchers Trey Cobb and Remy Reed, while Jacob Chappell was named to the Big 12 All-Freshman Team.

I Feel A Draft

OSU has nine players on its 2016 roster who have been Major League Baseball Draft picks, including a pair of two-time draftees in Conor Costello (2011, Cincinnati, 16th/2015, Pittsburgh 38th) and Donnie Walton (2012, NY Mets, 36th/2015, Milwaukee, 23rd). Other MLB Draft picks include: Garrett Bengt (2015, Cleveland, 22nd); Thomas Hatch (2013, Colorado, 32nd); Jon Littell (2014, Washington, 39th); David Petrino (2014, Chicago Cubs, 39th); Andrew Rosa (2013, Boston, 30th); Collin Theroux (2015, Minnesota, 33rd); and Garrett Williams (2013, San Diego, 33rd).

Close Calls

OSU is 31-18 in one-run games since 2013, including a 5-5 mark this season (four of those losses have been walk-off defeats). Under head coach Josh Holliday (2013-pres.), 36 of the Cowboys' 64 losses have come by two runs or less. In 2015, 14 of OSU's 20 losses were by two runs or less.

Small Ball

OSU has smashed program records for sacrifice bunts each of the last three years.

In 2014, the Cowboys were third nationally with 88 sacrifice bunts, which trumped the 2013 team's 74 sac bunts to set a program record. Donnie Walton ranked fourth in the NCAA in 2014 with 22 sac bunts and has racked up an OSU career-record 54 sacrifice bunts, a total which ranks ninth on the NCAA's all-time list.

Last season, OSU led the NCAA with 81 sacrifice bunts, and four different Cowboys had at least 10 sac bunts.

Strong-Armed

In three seasons under the direction of coach Rob Walton, OSU's pitching staff has turned in impressive numbers.

The Cowboys' success under Walton includes 12 All-Big 12 pitchers, two consensus first-team All-Americans, a Big 12 Pitcher of the Year and a first-round Major League Baseball Draft pick.

Here's just a sampling of how the Cowboys have performed under Walton:

- OSU's pitching staff led the Big 12 in ERA in conference-only games in 2014 (2.43) and 2015 (2.50).
- The Cowboys' 2.84 ERA in 2015 ranked eighth nationally and was the lowest by an OSU pitching staff since 1973.
- OSU recorded seven shutouts in both 2013 and 2014, marking just the fourth and fifth times in program history the Cowboys had reached that mark. In the 26 seasons prior to 2013, the program had reached seven shutouts only once.
- Over the last three seasons, OSU has seen Jason Hursh drafted in the first round of the 2013 Major League Baseball Draft, Brendan McCurry (2014) and Michael Freeman (2015) named first-team All-Americans and Freeman garner Big 12 Pitcher of the Year honors.
- Freeman's 1.31 ERA ranked sixth in the NCAA in 2015 and was the fifth lowest in a single season in OSU history.
- McCurry set OSU records for single-season saves (19) and career saves (27).

Dealing

OSU leads the Big 12 with a 2.29 team ERA, and three Cowboy hurlers rank in the top 10 in the conference in ERA — Tyler Buffett (third at 1.59), Thomas Hatch (fifth at 2.03) and Jensen Elliott (ninth at 2.19).

OSU's 178 strikeouts, .219 opponent batting average and seven saves also lead the conference.

Back In The Saddle

Donnie Walton spurned professional baseball last summer to return for his senior season with the Cowboys in 2016.

Walton has established himself as one of the Big 12's elite players since arriving on campus in 2013. In 181 career games, the switch hitter owns a .310 batting average to go along with nine home runs, 106 RBIs, 35 doubles and an OSU-record 54 sacrifice bunts (which ranks ninth on the NCAA's all-time list).

Primarily a shortstop throughout his career, Walton is one of just nine players in OSU history to earn All-Big 12 First Team accolades twice (in 2014 & 2015), with no Cowboy ever achieving that status three times.

A 23rd-round draft pick of the Milwaukee Brewers last June, Walton chose not to sign a pro contract and instead starred in the prestigious Cape Cod Baseball League. He was named the CCBL All-Star Game MVP and then earned the Star of Stars Award as the most valuable player of the CCBL playoffs after leading the Yarmouth-Dennis Red Sox to the league championship.

Walton is one of 50 players on USA Baseball's 2016 Golden Spikes Award Preseason Watch List. The award is given to the top player in amateur baseball.



GAME NOTES

COWBOY BASEBALL BY THE NUMBERS

| | |
|-------------------|---|
| 2,513/.665 | OSU enters the 2016 season, the 105th in program history, with 2,475 wins and a .665 winning percentage |
| 115 | OSU has had 115 All-Americans in its history |
| 100 | Career home runs hit by Cowboy Pete Incaviglia, an NCAA record |
| 61 | OSU's record for wins in a season, set in 1984 & 1988 |
| 58 | Consecutive game hitting streak for Robin Ventura in 1987, an NCAA record |
| 48/143 | Number of home runs & RBIs for Pete Incaviglia during the 1985 season, both NCAA records |
| 41 | NCAA Tournament berths for OSU, the fourth-highest total all time |
| 38 | Number of Cowboys to earn All-Big 12 First Team honors |
| 31 | Conference championships for the Cowboys (24 Big Eight, 5 Missouri Valley, 2 Big 12) |
| 24 | Big Eight Conference championships, a record |
| 23 | Cowboys have been named first-team All-American |
| 19 | College World Series appearances by OSU, which ranks sixth all time |
| 18 | Cowboys drafted in the first round of the Major League Baseball Draft |
| 16 | OSU won an NCAA record 16-straight Big Eight Conference championships from 1981-1996 |
| 14 | Top 10 finishes in Baseball America final season polls (since 1981) |
| 7 | 50 win seasons by the Cowboys |
| 6 | Berths in the College World Series championship game |
| 4 | Cowboys in the National College Baseball Hall of Fame - Robin Ventura, Pete Incaviglia, Gary Ward & Tom Borland |
| 3 | NCAA Super Regional appearances by the Cowboys - 1999, 2007, 2014 |
| 2 | Cowboy alumni who are Major League Baseball managers - Robin Ventura (White Sox) & John Farrell (Red Sox) |
| 2 | Cowboys named Big 12 Conference Player of the Year - Zach Fish (2014) & Tyler Mach (2006) |
| 2 | Cowboys named Big 12 Conference Pitcher of the Year - Michael Freeman (2014) & Andrew Heaney (2012) |
| 1 | National championship for OSU, which came in 1959 |
| 1 | Golden Spikes Award winner - Robin Ventura in 1988 |

Hometown Hero

Corey Hassel played in 86 games and hit just .208 in his first two seasons at OSU, but the Stillwater native had a breakout junior campaign for his hometown Cowboys in 2015.

Used mostly as a late-game defensive replacement and pinch runner in 2013 and 2014, Hassel became a regular starter in the outfield as a junior and led the Cowboys with a .312 batting average. He also topped OSU in multi-hit games (18) and multi-RBI efforts (11) en route to All-Big 12 Second Team honors. In conference play, Hassel hit .344 with two home runs and 18 RBIs and led OSU in numerous offensive categories, including RBIs, hits (31) and doubles (6).

A starter in all 21 games this season, Hassel is third on the Cowboys with a .315 batting average to go along with a .441 on-base percentage and seven stolen bases.

The Candyman Can

Tyler Buffett was a reliable performer on the mound in his first two seasons in Stillwater but a month into the 2016 season, he has taken on a starring role.

In a team-high 11 appearances, 10 of those in relief, the junior right-hander is 3-1 and ranks in the top five in the Big 12 in wins, opponent batting average (.163) and ERA (1.53). He also ranks among the league leaders in strikeouts (28) and innings pitched (29.1).

Buffett was named the Big 12 Co-Pitcher of the Week on March 7 following a week that saw him take the mound in three games and go 2-0 with 10 strikeouts in 6.1 scoreless innings.

Deep Threat

Dustin Williams tied for the OSU lead with six home runs last season — and in 15 games this year, he'd already equaled his long ball total of a year ago.

The Cowboys' junior first baseman currently leads the Big 12 with seven homers while ranking among the league leaders in RBIs (22), total bases (47) and slugging percentage (.595).

The left-handed hitting Williams was named the Big 12 Player of the Week on March 14 following a three-game stretch that saw him go 5-for-11 (.455) at the plate with four home runs, seven RBIs, 17 total bases and a 1.545 slugging percentage. He homered in all three games — including twice in one of them — and also drove in multiple runs in each contest.

Workhorse

Trey Cobb became the Cowboys' go-to pitcher out of the bullpen in 2015. His team-high 31 appearances marked the third most in a single season in OSU history, and the right-hander compiled a 5-2 record and two saves to go along with a 2.61 ERA. In 58.2 innings — all in relief — Cobb racked up 53 strikeouts, and opponents hit just .221 against him as he earned honorable mention All-Big 12 accolades.

Cobb has made 10 appearances this season, three of those as a starter, and is 3-3 with two saves and a 2.52 ERA. He has also recorded 30 strikeouts in 25.0 innings, including 13 in six innings of work against 18th-ranked Michigan.

Hit Man

Garrett Bengé put up video game numbers at the junior college level last season, and he's proving to be a valuable hitter in his first season in an OSU uniform.

As a freshman at Cowley County CC, Bengé was the 2015 NJCAA Division I Player of the Year after hitting .502 with 19 home runs, 97 RBIs, 26 doubles and four triples. In 59 games, he collected 103 hits and a .946 slugging percentage.

Now manning the hot corner in Stillwater, Bengé is off to an impressive start for the Cowboys as he ranks second on the club in batting average (.333), doubles (7) and RBIs (15).

Injuries Take A Toll

Several key Cowboys have missed significant time this season due to injury. Garrett Williams has yet to pitch because of a shoulder issue, while Conor Costello (hamate) has been on the injured list over the last nine games. Ryan Sluder (thumb) missed nine games, and Colin Simpson (hamate) was out of action for 15 — both returned to action off the bench at Wichita State.

Building A Winner

In the first three seasons as head coach at his alma mater (2013-15), Josh Holliday has built quite an impressive resume. Just a few of the highlights:

- OSU's .690 winning percentage was the highest among Big 12 teams from 2013-15;
- OSU has finished first or second in the conference standings each year (1st in 2014, 2nd in 2013 and 2015);
- The Cowboys finished in the top 10 in the national rankings in 2014 after ending the 2013 season ranked as high as No. 19. Counting the 2016 preseason polls, they've been nationally ranked for 52 consecutive weeks.
- In 2014, OSU advanced to the third Super Regional in program history and won its first-ever Big 12 Conference regular season championship;
- OSU has hosted two NCAA Regionals and been the top-seeded team both times;
- The Cowboys have earned three NCAA Regional berths and advanced to the regional championship round twice;
- OSU has won at least five of its eight Big 12 Conference series each season (5 in 2013, 7 in 2014, 6 in 2015).

OKSTATE.COM
f t YouTube g+ OSUATHLETICS



COWBOYS IN THE RANKINGS

Baseball America (March 21)

| | |
|---------------------------|-------------|
| 1. Florida | 21-1 |
| 2. Texas A&M | 18-2 |
| 3. Oregon State | 15-2 |
| 4. Miami (Fla.) | 16-4 |
| 5. TCU | 16-3 |
| 6. North Carolina | 17-2 |
| 7. Mississippi | 19-2 |
| 8. Louisville | 16-4 |
| 9. Virginia | 15-6 |
| 10. Mississippi State | 14-6 |
| 11. Vanderbilt | 17-3 |
| 12. Florida State | 15-5 |
| 13. LSU | 14-5 |
| 14. UCLA | 11-7 |
| 15. California | 11-6 |
| 16. Houston | 13-6 |
| 17. Clemson | 16-3 |
| 18. South Carolina | 20-2 |
| 19. Oklahoma State | 13-7 |
| 20. Long Beach State | 14-6 |
| 21. North Carolina State | 16-6 |
| 22. Alabama | 13-6 |
| 23. Michigan | 12-5 |
| 24. UC Santa Barbara | 15-3 |
| 25. Arkansas | 15-6 |

USA Today (March 21)

| | |
|---------------------------|-------------|
| 1. Florida | 21-1 |
| 2. Texas A&M | 18-2 |
| 3. Oregon State | 15-2 |
| 4. Vanderbilt | 17-3 |
| 5. Miami (Fla.) | 16-4 |
| 6. TCU | 16-3 |
| 7. North Carolina | 17-2 |
| 8. Louisville | 16-4 |
| 9. Mississippi | 19-2 |
| 10. South Carolina | 20-2 |
| 11. Florida State | 15-5 |
| 12. Virginia | 15-6 |
| 13. LSU | 14-5 |
| 14. Missouri State | 17-2 |
| 15. North Carolina State | 16-6 |
| 16. Mississippi State | 14-6 |
| 17. Clemson | 16-3 |
| 18. Arkansas | 15-6 |
| 19. Florida Atlantic | 15-3 |
| 20. California | 11-6 |
| 21. Georgia Tech | 15-4 |
| 22. UC Santa Barbara | 15-3 |
| 23. UCLA | 11-7 |
| 24. BYU | 18-2 |
| 25. Oklahoma State | 13-7 |

NCBWA (March 21)

| | |
|---------------------------|-------------|
| 1. Florida | 21-1 |
| 2. Texas A&M | 18-2 |
| 3. Oregon State | 15-2 |
| 4. Miami (Fla.) | 16-4 |
| 5. TCU | 16-3 |
| 6. Vanderbilt | 17-3 |
| 7. North Carolina | 17-2 |
| 8. Louisville | 16-4 |
| 9. Mississippi | 19-2 |
| 10. Florida State | 15-5 |
| 11. Virginia | 15-6 |
| 12. South Carolina | 20-2 |
| 13. LSU | 14-5 |
| 14. Mississippi State | 14-6 |
| 15. Missouri State | 17-2 |
| 16. North Carolina State | 16-6 |
| 17. Clemson | 16-3 |
| 18. California | 11-6 |
| 19. Florida Atlantic | 15-3 |
| 20. Arkansas | 15-6 |
| 21. UCLA | 11-7 |
| 22. Oklahoma State | 13-7 |
| 23. Houston | 13-6 |
| 24. Oregon | 9-7 |
| 25. Georgia Tech | 15-4 |
| 26. UC Santa Barbara | 15-3 |
| 27. BYU | 18-2 |
| 28. Michigan | 12-5 |
| 29. Louisiana-Lafayette | 12-8 |
| 30. Alabama | 13-6 |

Collegiate Baseball (March 21)

| | |
|--------------------------|------|
| 1. Florida | 21-1 |
| 2. Oregon State | 15-2 |
| 3. North Carolina | 17-2 |
| 4. Texas A&M | 18-2 |
| 5. Miami (Fla.) | 16-4 |
| 6. Mississippi | 19-2 |
| 7. Louisville | 16-4 |
| 8. Vanderbilt | 17-3 |
| 9. TCU | 16-3 |
| 10. Missouri State | 17-2 |
| 11. Mississippi State | 14-6 |
| 12. Clemson | 16-3 |
| 13. South Carolina | 20-2 |
| 14. Florida State | 15-5 |
| 15. LSU | 14-5 |
| 16. Virginia | 15-6 |
| 17. UC Santa Barbara | 15-3 |
| 18. Florida Atlantic | 15-3 |
| 19. North Carolina State | 16-6 |
| 20. California | 11-6 |
| 21. Georgia Tech | 15-4 |
| 22. Alabama | 13-6 |
| 23. BYU | 18-2 |
| 24. Long Beach State | 14-6 |
| 25. UCLA | 11-7 |
| 26. Michigan | 12-5 |
| 27. Oregon | 9-7 |
| 28. Kentucky | 14-5 |
| 29. Dallas Baptist | 13-6 |
| 30. Tulane | 13-7 |

D1Baseball (March 21)

| | |
|---------------------------|-------------|
| 1. Florida | 21-1 |
| 2. Texas A&M | 18-2 |
| 3. Oregon State | 15-2 |
| 4. North Carolina | 17-2 |
| 5. Vanderbilt | 17-3 |
| 6. TCU | 16-3 |
| 7. Miami (Fla.) | 16-4 |
| 8. Mississippi | 19-2 |
| 9. Louisville | 16-4 |
| 10. LSU | 14-5 |
| 11. Florida State | 15-5 |
| 12. Clemson | 16-3 |
| 13. North Carolina State | 16-6 |
| 14. South Carolina | 20-2 |
| 15. Mississippi State | 14-6 |
| 16. Virginia | 15-6 |
| 17. California | 11-6 |
| 18. UCLA | 11-7 |
| 19. East Carolina | 13-7 |
| 20. Arkansas | 15-6 |
| 21. Long Beach State | 14-6 |
| 22. Oklahoma State | 13-7 |
| 23. Missouri State | 17-2 |
| 24. Florida Atlantic | 15-3 |
| 25. Houston | 13-6 |

Perfect Game (March 21)

| | |
|---------------------------|-------------|
| 1. Florida | 21-1 |
| 2. Texas A&M | 18-2 |
| 3. Oregon State | 15-2 |
| 4. TCU | 16-3 |
| 5. North Carolina | 17-2 |
| 6. Miami (Fla.) | 16-4 |
| 7. Vanderbilt | 17-3 |
| 8. Louisville | 16-4 |
| 9. Mississippi | 19-2 |
| 10. LSU | 14-5 |
| 11. Florida State | 15-5 |
| 12. Virginia | 15-6 |
| 13. Mississippi State | 14-6 |
| 14. North Carolina State | 16-6 |
| 15. California | 11-6 |
| 16. UCLA | 11-7 |
| 17. Houston | 13-6 |
| 18. Clemson | 16-3 |
| 19. South Carolina | 20-2 |
| 20. Oklahoma State | 13-7 |
| 21. Coastal Carolina | 13-8 |
| 22. Arkansas | 15-6 |
| 23. Texas Tech | 12-7 |
| 24. Oregon | 9-7 |
| 25. Michigan | 12-5 |

Cowboys Week-By-Week In The National Polls

| | Baseball America | USA Today | NCBWA | Collegiate Baseball | D1Baseball | Perfect Game |
|-----------|------------------|-----------|-------|---------------------|------------|--------------|
| Preseason | 9 | 10 | 11 | 25 | 8 | 7 |
| Feb. 22 | 13 | No poll | 16 | NR | 12 | 11 |
| Feb. 29 | 22 | No poll | 27 | NR | 25 | 24 |
| March 7 | 22 | NR | 26 | NR | 25 | 23 |
| March 14 | 22 | NR | 24 | NR | 25 | 23 |
| March 21 | 19 | 25 | 22 | NR | 22 | 20 |



2016 OVERALL STATISTICS

(All games Sorted by Batting avg)

Record: 14-7 Home: 9-2 Away: 4-4 Neutral: 1-1 Big 12: 0-0

| Player | avg | gp-gs | ab | r | h | 2b | 3b | hr | rbi | tb | slg% | bb | hp | so | gdp | ob% | sf | sh | sb-att | po | a | e | fld% |
|---------------------|------|-------|-----|-----|-----|----|----|----|-----|-----|------|-----|----|-----|-----|------|----|----|--------|-----|-----|----|-------|
| 5 Walton, Donnie | .338 | 21-21 | 74 | 19 | 25 | 5 | 1 | 1 | 14 | 35 | .473 | 15 | 6 | 12 | 0 | .479 | 1 | 2 | 7-9 | 23 | 53 | 4 | .950 |
| 7 Bengel, Garrett | .333 | 21-19 | 69 | 12 | 23 | 7 | 2 | 1 | 15 | 37 | .536 | 11 | 1 | 16 | 1 | .422 | 2 | 0 | 2-3 | 12 | 30 | 3 | .933 |
| 28 Hassel, Corey | .315 | 21-21 | 73 | 22 | 23 | 8 | 1 | 2 | 13 | 39 | .534 | 12 | 6 | 16 | 1 | .441 | 2 | 4 | 7-11 | 37 | 1 | 0 | 1.000 |
| 13 Littell, Jon | .269 | 19-18 | 67 | 11 | 18 | 3 | 0 | 1 | 10 | 24 | .358 | 9 | 0 | 16 | 1 | .355 | 0 | 3 | 1-3 | 29 | 1 | 0 | 1.000 |
| 22 Williams, Dustin | .266 | 21-21 | 79 | 14 | 21 | 3 | 1 | 7 | 22 | 47 | .595 | 10 | 0 | 28 | 0 | .341 | 2 | 0 | 1-1 | 186 | 10 | 4 | .980 |
| 3 McCain, Garrett | .204 | 16-16 | 54 | 12 | 11 | 2 | 0 | 0 | 5 | 13 | .241 | 10 | 3 | 10 | 1 | .358 | 0 | 3 | 9-11 | 38 | 0 | 0 | 1.000 |
| 16 Theroux, Collin | .119 | 19-19 | 67 | 7 | 8 | 2 | 0 | 1 | 9 | 13 | .194 | 10 | 0 | 37 | 1 | .234 | 0 | 1 | 0-0 | 168 | 10 | 3 | .983 |
| ----- | | | | | | | | | | | | | | | | | | | | | | | |
| 2 Davis, J.R. | .317 | 13-12 | 41 | 7 | 13 | 1 | 0 | 0 | 1 | 14 | .341 | 7 | 1 | 2 | 1 | .429 | 0 | 1 | 2-3 | 17 | 40 | 3 | .950 |
| 24 Costello, Conor | .242 | 10-9 | 33 | 5 | 8 | 2 | 0 | 1 | 9 | 13 | .394 | 9 | 1 | 5 | 0 | .409 | 1 | 0 | 0-1 | 0 | 0 | 0 | .000 |
| 18 Simpson, Colin | .222 | 5-3 | 9 | 0 | 2 | 0 | 1 | 0 | 0 | 4 | .444 | 1 | 0 | 2 | 0 | .300 | 0 | 0 | 0-0 | 12 | 3 | 1 | .938 |
| 44 Rosa, Andrew | .200 | 14-10 | 35 | 8 | 7 | 1 | 0 | 0 | 4 | 8 | .229 | 7 | 3 | 10 | 1 | .378 | 0 | 1 | 1-2 | 5 | 1 | 0 | 1.000 |
| 4 Chappell, Jacob | .185 | 19-7 | 27 | 0 | 5 | 0 | 0 | 0 | 3 | 5 | .185 | 2 | 0 | 5 | 0 | .233 | 1 | 2 | 0-0 | 15 | 42 | 2 | .966 |
| 8 Sluder, Ryan | .143 | 10-8 | 28 | 4 | 4 | 0 | 0 | 2 | 3 | 10 | .357 | 5 | 0 | 9 | 1 | .273 | 0 | 1 | 0-0 | 10 | 0 | 0 | 1.000 |
| 6 Petrino, David | .056 | 8-5 | 18 | 3 | 1 | 1 | 0 | 0 | 2 | 2 | .111 | 2 | 1 | 2 | 0 | .182 | 1 | 0 | 0-0 | 6 | 7 | 0 | 1.000 |
| Totals | .251 | 21 | 674 | 124 | 169 | 35 | 6 | 16 | 110 | 264 | .392 | 110 | 22 | 170 | 8 | .369 | 10 | 18 | 30-44 | 565 | 221 | 22 | .973 |
| Opponents | .219 | 21 | 684 | 61 | 150 | 19 | 1 | 4 | 55 | 183 | .268 | 87 | 16 | 178 | 17 | .319 | 5 | 12 | 16-22 | 546 | 207 | 30 | .962 |

LOB - Team (164), Opp (180). DPs turned - Team (23), Opp (11). CI - Team (2), Theroux 2. IBB - Team (2), Bengel 1, Williams, D. 1, Opp (2). Picked off - Littell 1, Davis 1, Costello 1.

(All games Sorted by Earned run avg)

| Player | era | w-l | app | gs | cg | sho | sv | ip | h | r | er | bb | so | 2b | 3b | hr | b/avg | wp | hp | bks | sfa | sha |
|-----------------------|------|------|-----|----|----|-----|----|-------|-----|-----|-----|-----|-----|----|----|----|-------|----|----|-----|-----|-----|
| 37 Buffett, Tyler | 1.53 | 3-1 | 11 | 1 | 0 | 0/3 | 1 | 29.1 | 16 | 6 | 5 | 12 | 28 | 3 | 0 | 0 | .163 | 2 | 1 | 0 | 0 | 3 |
| 45 Hatch, Thomas | 2.03 | 1-0 | 5 | 5 | 0 | 0/1 | 0 | 31.0 | 32 | 8 | 7 | 7 | 20 | 1 | 0 | 0 | .276 | 0 | 2 | 0 | 1 | 3 |
| 34 Elliott, Jensen | 2.19 | 2-1 | 5 | 5 | 0 | 0/1 | 0 | 24.2 | 24 | 8 | 6 | 10 | 28 | 5 | 0 | 1 | .250 | 4 | 3 | 0 | 2 | 1 |
| 25 Cobb, Trey | 2.52 | 3-3 | 9 | 3 | 0 | 0/1 | 2 | 25.0 | 26 | 10 | 7 | 8 | 30 | 3 | 0 | 2 | .268 | 0 | 1 | 0 | 0 | 2 |
| ----- | | | | | | | | | | | | | | | | | | | | | | |
| 42 Cowan, Jake | 0.00 | 0-0 | 2 | 0 | 0 | 0/0 | 0 | 3.2 | 1 | 0 | 0 | 3 | 3 | 0 | 0 | 0 | .083 | 0 | 0 | 0 | 0 | 0 |
| 39 Hackerott, Alex | 0.00 | 0-0 | 4 | 0 | 0 | 0/0 | 0 | 1.1 | 0 | 0 | 0 | 3 | 0 | 0 | 0 | 0 | .000 | 0 | 0 | 0 | 0 | 0 |
| 31 Wilson, Matt | 0.00 | 0-0 | 1 | 0 | 0 | 0/1 | 0 | 1.0 | 1 | 0 | 0 | 0 | 0 | 0 | 0 | 0 | .333 | 0 | 0 | 0 | 0 | 0 |
| 43 Battenfield, Blake | 0.55 | 1-0 | 10 | 0 | 0 | 0/0 | 2 | 16.1 | 8 | 5 | 1 | 8 | 8 | 0 | 0 | 0 | .148 | 0 | 1 | 0 | 2 | 0 |
| 46 Lienhard, Joe | 2.35 | 0-0 | 5 | 2 | 0 | 0/0 | 0 | 7.2 | 6 | 4 | 2 | 8 | 7 | 1 | 0 | 0 | .214 | 0 | 0 | 0 | 0 | 1 |
| 19 Teel, Carson | 2.45 | 1-0 | 4 | 0 | 0 | 0/0 | 0 | 3.2 | 2 | 1 | 1 | 1 | 4 | 0 | 0 | 1 | .143 | 1 | 0 | 0 | 0 | 0 |
| 32 Leeper, Ben | 3.18 | 0-0 | 2 | 2 | 0 | 0/0 | 0 | 5.2 | 3 | 2 | 2 | 4 | 8 | 1 | 0 | 0 | .150 | 2 | 1 | 0 | 0 | 0 |
| 30 Reed, Remey | 3.31 | 2-1 | 9 | 0 | 0 | 0/1 | 1 | 16.1 | 10 | 6 | 6 | 7 | 20 | 3 | 1 | 0 | .179 | 1 | 2 | 0 | 0 | 2 |
| 27 Mertz, Michael | 3.92 | 1-1 | 7 | 3 | 0 | 0/2 | 1 | 20.2 | 18 | 9 | 9 | 15 | 20 | 2 | 0 | 0 | .234 | 3 | 4 | 0 | 0 | 0 |
| 36 Simpson, Max | 9.00 | 0-0 | 3 | 0 | 0 | 0/0 | 0 | 2.0 | 3 | 2 | 2 | 1 | 2 | 0 | 0 | 0 | .333 | 0 | 1 | 0 | 0 | 0 |
| Totals | 2.29 | 14-7 | 21 | 21 | 0 | 3/3 | 7 | 188.1 | 150 | 61 | 48 | 87 | 178 | 19 | 1 | 4 | .219 | 13 | 16 | 0 | 5 | 12 |
| Opponents | 5.14 | 7-14 | 21 | 21 | 0 | 1/1 | 3 | 182.0 | 169 | 124 | 104 | 110 | 170 | 35 | 6 | 16 | .251 | 20 | 22 | 5 | 10 | 18 |

PB - Team (6), Theroux 5, Simpson, C. 1, Opp (7). Pickoffs - Team (2), Hatch 1, Elliott 1, Opp (3). SBA/ATT - Theroux (11-16), Mertz (6-7), Simpson, C. (5-6), Battenfield (2-3), Cobb (1-3), Lienhard (1-2), Elliott (2-2), Hatch (2-2), Buffett (1-2), Leeper (1-1).



2016 SUMMARY

(All games)

| Score by innings | 1 | 2 | 3 | 4 | 5 | 6 | 7 | 8 | 9 | EX | Total |
|------------------|----|---|----|----|----|----|----|----|---|----|-------|
| Oklahoma State | 14 | 9 | 14 | 18 | 13 | 17 | 15 | 19 | 1 | 4 | 124 |
| Opponents | 7 | 2 | 14 | 5 | 4 | 9 | 4 | 6 | 5 | 5 | 61 |

Record when ...

| | | | |
|----------------------|------|----------------------|------|
| Overall | 14-7 | After 6 leading | 10-1 |
| Conference | 0-0 | trailing | 1-4 |
| Non-Conference | 14-7 | tied | 3-2 |
| Home games | 9-2 | After 7 leading | 11-1 |
| Away games | 4-4 | trailing | 1-4 |
| Neutral site | 1-1 | tied | 2-2 |
| Day games | 12-7 | After 8 leading | 14-1 |
| Night games | 2-0 | trailing | 0-3 |
| vs Left starter | 7-3 | tied | 0-3 |
| vs Right starter | 7-4 | | |
| 1-Run games | 5-5 | Hit 0 home runs | 7-4 |
| 2-Run games | 1-2 | ... 1 home run | 2-3 |
| 5+Run games | 6-0 | ... 2+ home runs | 5-0 |
| Extra innings | 1-2 | | |
| Shutouts | 3-1 | Opponent 0 home runs | 11-7 |
| | | 1 home run | 2-0 |
| Scoring 0-2 runs | 1-4 | 2+ HRs | 1-0 |
| 3-5 runs | 3-2 | | |
| 6-9 runs | 8-1 | Made 0 errors | 2-3 |
| 10+ runs | 2-0 | 1 error | 9-3 |
| | | 2+ errors | 3-1 |
| Opponent 0-2 runs | 8-2 | | |
| 3-5 runs | 5-4 | Opp. made 0 errors | 1-3 |
| 6-9 runs | 1-1 | 1 error | 7-3 |
| 10+ runs | 0-0 | 2+ errors | 6-1 |
| Scored in 1st inning | 5-3 | Out-hit opponent | 7-2 |
| Opp. scored in 1st | 0-6 | Out-hit by opponent | 6-3 |
| Scores first | 13-3 | Hits are tied | 1-2 |
| Opp. scores first | 1-4 | | |

Record when team scores:

| | | | | | | | | | | | |
|------|-----|-----|-----|-----|-----|-----|-----|-----|-----|-----|-----|
| Runs | 0 | 1 | 2 | 3 | 4 | 5 | 6 | 7 | 8 | 9 | 10+ |
| W-L | 0-1 | 1-1 | 0-2 | 1-1 | 0-1 | 2-0 | 2-1 | 2-0 | 3-0 | 1-0 | 2-0 |

Record when opponent scores:

| | | | | | | | | | | | |
|------|-----|-----|-----|-----|-----|-----|-----|-----|-----|-----|-----|
| Runs | 0 | 1 | 2 | 3 | 4 | 5 | 6 | 7 | 8 | 9 | 10+ |
| W-L | 3-0 | 1-0 | 4-2 | 2-1 | 2-2 | 1-1 | 1-0 | 0-1 | 0-0 | 0-0 | 0-0 |

Record when leading after:

| | | | | | | | | |
|------|-----|-----|-----|------|------|------|------|------|
| Inn. | 1 | 2 | 3 | 4 | 5 | 6 | 7 | 8 |
| W-L | 5-2 | 7-2 | 9-0 | 12-0 | 12-1 | 10-1 | 11-1 | 14-1 |

Record when trailing after:

| | | | | | | | | |
|------|-----|-----|-----|-----|-----|-----|-----|-----|
| Inn. | 1 | 2 | 3 | 4 | 5 | 6 | 7 | 8 |
| W-L | 0-3 | 0-2 | 0-3 | 0-3 | 0-4 | 1-4 | 1-4 | 0-3 |

Record when tied after:

| | | | | | | | | |
|------|-----|-----|-----|-----|-----|-----|-----|-----|
| Inn. | 1 | 2 | 3 | 4 | 5 | 6 | 7 | 8 |
| W-L | 9-2 | 7-3 | 5-4 | 2-4 | 2-2 | 3-2 | 2-2 | 0-3 |

Current winning streak: 1

Longest winning streak: 7

Longest losing streak: 4

Home attendance : 6475 (11 dates avg = 588)

Away attendance : 12338 (10 dates avg = 1233)

Total attendance: 18813 (21 dates avg = 895)



2016 MISCELLANEOUS STATS

(All games)

| Multiple Hit Games | 2 | 3 | 4 | 5+ | Total |
|---------------------|----|----|---|----|-------|
| 5 Walton, Donnie | 6 | 3 | - | - | 9 |
| 28 Hassel, Corey | 6 | 1 | - | - | 7 |
| 22 Williams, Dustin | 4 | 1 | - | - | 5 |
| 13 Littell, Jon | 4 | 1 | - | - | 5 |
| 2 Davis, J.R. | 3 | 1 | - | - | 4 |
| 7 Benge, Garrett | 2 | 2 | - | - | 4 |
| 3 McCain, Garrett | 1 | 1 | - | - | 2 |
| 44 Rosa, Andrew | 1 | 1 | - | - | 2 |
| 16 Theroux, Collin | 1 | 1 | - | - | 2 |
| 4 Chappell, Jacob | 1 | - | - | - | 1 |
| 8 Sluder, Ryan | 1 | - | - | - | 1 |
| 24 Costello, Conor | 1 | - | - | - | 1 |
| TEAM | 31 | 12 | 0 | 0 | 43 |

| Multiple RBI Games | 2 | 3 | 4 | 5+ | Total |
|---------------------|----|---|---|----|-------|
| 22 Williams, Dustin | 4 | 1 | - | 1 | 6 |
| 7 Benge, Garrett | 3 | 2 | - | - | 5 |
| 5 Walton, Donnie | 4 | 1 | - | - | 5 |
| 24 Costello, Conor | 4 | - | - | - | 4 |
| 16 Theroux, Collin | 1 | 1 | 1 | - | 3 |
| 28 Hassel, Corey | 2 | - | 1 | - | 3 |
| 13 Littell, Jon | 1 | 1 | 1 | - | 3 |
| 8 Sluder, Ryan | 1 | - | - | - | 1 |
| 3 McCain, Garrett | - | 1 | - | - | 1 |
| 44 Rosa, Andrew | 1 | - | - | - | 1 |
| 6 Petrino, David | 1 | - | - | - | 1 |
| TEAM | 22 | 7 | 3 | 1 | 33 |

| Hitting Streaks | Longest | Current |
|---------------------|---------|---------|
| 28 Hassel, Corey | 8 | 1 |
| 7 Benge, Garrett | 7 | 3 |
| 22 Williams, Dustin | 6 | 1 |
| 13 Littell, Jon | 6 | - |
| 3 McCain, Garrett | 5 | 1 |
| 5 Walton, Donnie | 4 | 2 |
| 24 Costello, Conor | 3 | 2 |
| 2 Davis, J.R. | 3 | 2 |
| 4 Chappell, Jacob | 2 | 1 |
| 8 Sluder, Ryan | 2 | 2 |
| 44 Rosa, Andrew | 2 | 2 |
| 18 Simpson, Colin | 1 | 1 |
| 6 Petrino, David | 1 | - |
| 16 Theroux, Collin | 1 | - |

| Reached Base Streaks | Longest | Current |
|----------------------|---------|---------|
| 28 Hassel, Corey | 18 | 1 |
| 5 Walton, Donnie | 17 | 3 |
| 7 Benge, Garrett | 11 | 9 |
| 22 Williams, Dustin | 9 | 9 |
| 24 Costello, Conor | 9 | 9 |
| 13 Littell, Jon | 7 | 3 |
| 3 McCain, Garrett | 7 | 1 |
| 2 Davis, J.R. | 6 | 6 |
| 44 Rosa, Andrew | 6 | 6 |
| 6 Petrino, David | 3 | - |
| 16 Theroux, Collin | 3 | 1 |
| 8 Sluder, Ryan | 3 | 3 |
| 4 Chappell, Jacob | 2 | 2 |
| 18 Simpson, Colin | 1 | 1 |

Starting Lineup By Position (Team W-L record when starter)

| | | |
|---------------------|----|--------|
| PITCHER: | | |
| 45 Hatch, Thomas | 5 | (4-1) |
| 34 Elliott, Jensen | 5 | (3-2) |
| 27 Mertz, Michael | 3 | (1-2) |
| 25 Cobb, Trey | 3 | (2-1) |
| 32 Leeper, Ben | 2 | (1-1) |
| 46 Lienhard, Joe | 2 | (2-0) |
| 37 Buffett, Tyler | 1 | (1-0) |
| CATCHER: | | |
| 16 Theroux, Collin | 19 | (13-6) |
| 18 Simpson, Colin | 2 | (1-1) |
| FIRST BASE: | | |
| 22 Williams, Dustin | 21 | (14-7) |
| SECOND BASE: | | |
| 2 Davis, J.R. | 12 | (10-2) |
| 4 Chappell, Jacob | 7 | (2-5) |
| 6 Petrino, David | 2 | (2-0) |
| THIRD BASE: | | |
| 7 Benge, Garrett | 18 | (13-5) |
| 6 Petrino, David | 2 | (1-1) |
| 44 Rosa, Andrew | 1 | (0-1) |
| SHORTSTOP: | | |
| 5 Walton, Donnie | 21 | (14-7) |
| LEFT FIELD: | | |
| 13 Littell, Jon | 17 | (13-4) |
| 3 McCain, Garrett | 3 | (1-2) |
| 44 Rosa, Andrew | 1 | (0-1) |
| CENTER FIELD: | | |
| 3 McCain, Garrett | 12 | (10-2) |
| 8 Sluder, Ryan | 8 | (4-4) |
| 28 Hassel, Corey | 1 | (0-1) |
| RIGHT FIELD: | | |
| 28 Hassel, Corey | 20 | (14-6) |
| 13 Littell, Jon | 1 | (0-1) |
| DESIGNATED HITTER: | | |
| 24 Costello, Conor | 9 | (4-5) |
| 44 Rosa, Andrew | 8 | (8-0) |
| 3 McCain, Garrett | 1 | (1-0) |
| 18 Simpson, Colin | 1 | (0-1) |
| 7 Benge, Garrett | 1 | (0-1) |
| 6 Petrino, David | 1 | (1-0) |

Starting Lineup By Lineup Spot (Team W-L record when starter)

| | | |
|---------------------|----|--------|
| LEADOFF: | | |
| 28 Hassel, Corey | 11 | (6-5) |
| 2 Davis, J.R. | 8 | (7-1) |
| 3 McCain, Garrett | 1 | (0-1) |
| 44 Rosa, Andrew | 1 | (1-0) |
| 2ND SPOT: | | |
| 3 McCain, Garrett | 6 | (5-1) |
| 28 Hassel, Corey | 6 | (5-1) |
| 13 Littell, Jon | 4 | (2-2) |
| 44 Rosa, Andrew | 3 | (2-1) |
| 8 Sluder, Ryan | 2 | (0-2) |
| 3RD SPOT: | | |
| 5 Walton, Donnie | 21 | (14-7) |
| CLEANUP: | | |
| 22 Williams, Dustin | 11 | (9-2) |
| 24 Costello, Conor | 6 | (3-3) |
| 7 Benge, Garrett | 3 | (1-2) |
| 28 Hassel, Corey | 1 | (1-0) |
| 5TH SPOT: | | |
| 22 Williams, Dustin | 8 | (4-4) |
| 7 Benge, Garrett | 7 | (7-0) |
| 28 Hassel, Corey | 3 | (2-1) |
| 18 Simpson, Colin | 2 | (0-2) |
| 24 Costello, Conor | 1 | (1-0) |
| 6TH SPOT: | | |
| 13 Littell, Jon | 11 | (10-1) |
| 8 Sluder, Ryan | 4 | (3-1) |
| 7 Benge, Garrett | 2 | (0-2) |
| 22 Williams, Dustin | 2 | (1-1) |
| 44 Rosa, Andrew | 1 | (0-1) |
| 2 Davis, J.R. | 1 | (0-1) |
| 7TH SPOT: | | |
| 7 Benge, Garrett | 7 | (5-2) |
| 44 Rosa, Andrew | 5 | (5-0) |
| 8 Sluder, Ryan | 2 | (1-1) |
| 6 Petrino, David | 2 | (2-0) |
| 13 Littell, Jon | 2 | (1-1) |
| 24 Costello, Conor | 2 | (0-2) |
| 3 McCain, Garrett | 1 | (0-1) |
| 8TH SPOT: | | |
| 16 Theroux, Collin | 13 | (9-4) |
| 2 Davis, J.R. | 3 | (3-0) |
| 6 Petrino, David | 2 | (1-1) |
| 3 McCain, Garrett | 1 | (0-1) |
| 18 Simpson, Colin | 1 | (1-0) |
| 13 Littell, Jon | 1 | (0-1) |
| 9TH SPOT: | | |
| 4 Chappell, Jacob | 7 | (2-5) |
| 3 McCain, Garrett | 7 | (7-0) |
| 16 Theroux, Collin | 6 | (4-2) |
| 6 Petrino, David | 1 | (1-0) |



2016 OSU GAME HIGHS

TEAM GAME HIGHS

Batting

| | | | |
|------------------|----|---|---|
| At bats: | 44 | - | at Wichita State (Mar 22, 2016) |
| Runs scored: | 17 | - | at Wichita State (Mar 22, 2016) |
| Hits: | 17 | - | vs Abilene Christian (Mar 12, 2016) |
| RBIs: | 16 | - | at Wichita State (Mar 22, 2016) |
| Doubles: | 6 | - | vs Abilene Christian (Mar 12, 2016) |
| Triples: | 2 | - | at Wichita State (Mar 22, 2016) |
| Home runs: | 3 | - | vs Abilene Christian (Mar 12, 2016) |
| Total bases: | 32 | - | vs Abilene Christian (Mar 12, 2016) |
| Walks: | 11 | - | vs Michigan (Mar 19, 2016) |
| Strikeouts: | 16 | - | at Missouri State (Mar 08, 2016) |
| Sac hits: | 3 | - | vs Abilene Christian (Mar 14, 2016) |
| | 3 | - | at Dallas Baptist (Mar 15, 2016) |
| Sac flies: | 2 | - | vs Incarnate Word (Mar 01, 2016) |
| | 2 | - | vs Abilene Christian (Mar 14, 2016) |
| Stolen bases: | 8 | - | vs Incarnate Word (Mar 01, 2016) |
| Hit by pitch: | 4 | - | at Dallas Baptist (Mar 15, 2016) |
| Caught stealing: | 2 | - | at Dallas Baptist (Mar 15, 2016) |
| Runners LOB: | 12 | - | at Dallas Baptist (Mar 15, 2016) |
| Hit into DP: | 3 | - | vs Stephen F. Austin (Feb 21, 2016 at Arlington, Texas) |

Fielding

| | | | |
|---------------|----|---|---|
| Putouts: | 30 | - | at Missouri State (Mar 08, 2016) |
| Assists: | 17 | - | vs Stephen F. Austin (Feb 20, 2016 at Arlington, Texas) |
| Errors: | 4 | - | vs Abilene Christian (Mar 14, 2016) |
| Passed balls: | 2 | - | vs Stephen F. Austin (Feb 20, 2016 at Arlington, Texas) |
| DPs turned: | 3 | - | at UT Arlington (Feb 19, 2016) |
| | 3 | - | vs Stephen F. Austin (Feb 20, 2016 at Arlington, Texas) |

Pitching

| | | | |
|------------------|------|---|---|
| Innings pitched: | 10.0 | - | at Missouri State (Mar 08, 2016) |
| Runs allowed: | 7 | - | at North Carolina (Feb 27, 2016) |
| Earned runs: | 5 | - | vs Stephen F. Austin (Feb 21, 2016 at Arlington, Texas) |
| | 5 | - | at North Carolina (Feb 27, 2016) |
| | 5 | - | at Dallas Baptist (Mar 15, 2016) |
| Walks allowed: | 10 | - | at North Carolina (Feb 27, 2016) |
| Strikeouts: | 17 | - | vs Michigan (Mar 19, 2016) |
| Hits allowed: | 12 | - | vs Indiana State (Mar 05, 2016) |
| Doubles allowed: | 3 | - | at Dallas Baptist (Mar 15, 2016) |
| Triples allowed: | 1 | - | vs Stephen F. Austin (Feb 21, 2016 at Arlington, Texas) |
| Homers allowed: | 2 | - | at Missouri State (Mar 08, 2016) |
| Wild pitches: | 2 | - | at UT Arlington (Feb 20, 2016) |
| | 2 | - | vs Stephen F. Austin (Feb 21, 2016 at Arlington, Texas) |
| | 2 | - | vs Abilene Christian (Mar 12, 2016) |
| Hit batters: | 3 | - | at Wichita State (Mar 22, 2016) |

INDIVIDUAL GAME HIGHS

Batting

| | | | |
|------------------|---|---|---|
| At bats: | 6 | - | Hassel, Corey vs Abilene Christian (Mar 12, 2016) |
| | 6 | - | Williams, Dustin at Wichita State (Mar 22, 2016) |
| Runs scored: | 3 | - | (5 times) |
| Hits: | 3 | - | (12 times) |
| RBIs: | 5 | - | Williams, Dustin at North Carolina (Feb 27, 2016) |
| Doubles: | 2 | - | Benge, Garrett vs Incarnate Word (Mar 01, 2016) |
| | 2 | - | Hassel, Corey vs Abilene Christian (Mar 11, 2016) |
| | 2 | - | Littell, Jon vs Abilene Christian (Mar 12, 2016) |
| Triples: | 1 | - | (6 times) |
| Home runs: | 2 | - | Williams, Dustin vs Abilene Christian (Mar 12, 2016) |
| Total bases: | 9 | - | Williams, Dustin vs Abilene Christian (Mar 12, 2016) |
| Walks: | 3 | - | Theroux, Collin vs Michigan (Mar 18, 2016) |
| | 3 | - | Littell, Jon vs Michigan (Mar 19, 2016) |
| | 3 | - | Walton, Donnie vs Michigan (Mar 20, 2016) |
| Strikeouts: | 4 | - | (5 times) |
| Sac hits: | 2 | - | McCain, Garrett vs Incarnate Word (Mar 02, 2016) |
| | 2 | - | Littell, Jon at Dallas Baptist (Mar 15, 2016) |
| Sac flies: | 1 | - | (10 times) |
| Stolen bases: | 4 | - | McCain, Garrett vs Incarnate Word (Mar 01, 2016) |
| Hit by pitch: | 2 | - | McCain, Garrett vs Abilene Christian (Mar 14, 2016) |
| | 2 | - | Walton, Donnie at Dallas Baptist (Mar 15, 2016) |
| | 2 | - | Rosa, Andrew vs Michigan (Mar 19, 2016) |
| Caught stealing: | 2 | - | Hassel, Corey at Dallas Baptist (Mar 15, 2016) |
| Runners LOB: | 5 | - | Chappell, Jacob vs Stephen F. Austin (Feb 20, 2016 at Arlington, Texas) |
| | 5 | - | Sluder, Ryan at North Carolina (Feb 28, 2016) |
| | 5 | - | Littell, Jon vs Indiana State (Mar 04, 2016) |

Fielding

| | | | |
|---------------|----|---|---|
| Putouts: | 18 | - | Theroux, Collin vs Michigan (Mar 19, 2016) |
| Assists: | 7 | - | Chappell, Jacob vs Stephen F. Austin (Feb 20, 2016 at Arlington, Texas) |
| Errors: | 1 | - | (22 times) |
| Passed balls: | 2 | - | Theroux, Collin vs Stephen F. Austin (Feb 20, 2016 at Arlington, Texas) |

Pitching

| | | | |
|------------------|-----|---|---|
| Innings pitched: | 8.0 | - | Hatch, Thomas vs Abilene Christian (Mar 11, 2016) |
| Runs allowed: | 4 | - | Reed, Remey vs Stephen F. Austin (Feb 21, 2016 at Arlington, Texas) |
| | 4 | - | Elliott, Jensen vs Michigan (Mar 20, 2016) |
| Earned runs: | 4 | - | Reed, Remey vs Stephen F. Austin (Feb 21, 2016 at Arlington, Texas) |
| Walks allowed: | 5 | - | Mertz, Michael at North Carolina (Feb 27, 2016) |
| Strikeouts: | 13 | - | Cobb, Trey vs Michigan (Mar 19, 2016) |
| Hits allowed: | 8 | - | Elliott, Jensen vs Indiana State (Mar 05, 2016) |
| | 8 | - | Hatch, Thomas vs Abilene Christian (Mar 11, 2016) |
| Doubles allowed: | 2 | - | Elliott, Jensen at North Carolina (Feb 28, 2016) |
| | 2 | - | Elliott, Jensen vs Abilene Christian (Mar 12, 2016) |
| | 2 | - | Buffett, Tyler at Dallas Baptist (Mar 15, 2016) |
| Triples allowed: | 1 | - | Reed, Remey vs Stephen F. Austin (Feb 21, 2016 at Arlington, Texas) |
| Homers allowed: | 1 | - | (4 times) |
| Wild pitches: | 2 | - | Leeper, Ben vs Stephen F. Austin (Feb 21, 2016 at Arlington, Texas) |
| | 2 | - | Elliott, Jensen vs Abilene Christian (Mar 12, 2016) |
| Hit batters: | 3 | - | Mertz, Michael at Wichita State (Mar 22, 2016) |



2016 OPPONENT GAME HIGHS

OPPONENT TEAM GAME HIGHS

Batting

| | | | |
|------------------|----|---|---|
| At bats: | 39 | - | vs Indiana State (Mar 05, 2016) |
| Runs scored: | 7 | - | at North Carolina (Feb 27, 2016) |
| Hits: | 12 | - | vs Indiana State (Mar 05, 2016) |
| RBIs: | 5 | - | at North Carolina (Feb 27, 2016) |
| | 5 | - | at Dallas Baptist (Mar 15, 2016) |
| Doubles: | 3 | - | at Dallas Baptist (Mar 15, 2016) |
| Triples: | 1 | - | vs Stephen F. Austin (Feb 21, 2016 at Arlington, Texas) |
| Home runs: | 2 | - | at Missouri State (Mar 08, 2016) |
| Total bases: | 16 | - | at Missouri State (Mar 08, 2016) |
| Walks: | 10 | - | at North Carolina (Feb 27, 2016) |
| Strikeouts: | 17 | - | vs Michigan (Mar 19, 2016) |
| Sac hits: | 2 | - | vs Incarnate Word (Mar 02, 2016) |
| | 2 | - | vs Michigan (Mar 18, 2016) |
| Sac flies: | 2 | - | vs Abilene Christian (Mar 14, 2016) |
| Stolen bases: | 5 | - | at North Carolina (Feb 27, 2016) |
| Hit by pitch: | 3 | - | at Wichita State (Mar 22, 2016) |
| Caught stealing: | 1 | - | (6 times) |
| Runners LOB: | 14 | - | vs Indiana State (Mar 05, 2016) |
| Hit into DP: | 3 | - | at UT Arlington (Feb 19, 2016) |
| | 3 | - | vs Stephen F. Austin (Feb 20, 2016 at Arlington, Texas) |

Fielding

| | | | |
|---------------|----|---|---|
| Putouts: | 30 | - | vs Stephen F. Austin (Feb 21, 2016 at Arlington, Texas) |
| | 30 | - | at North Carolina (Feb 27, 2016) |
| | 30 | - | at Missouri State (Mar 08, 2016) |
| Assists: | 17 | - | vs Stephen F. Austin (Feb 21, 2016 at Arlington, Texas) |
| Errors: | 4 | - | vs Stephen F. Austin (Feb 21, 2016 at Arlington, Texas) |
| | 4 | - | vs Incarnate Word (Mar 01, 2016) |
| Passed balls: | 1 | - | (7 times) |
| DPs turned: | 3 | - | vs Stephen F. Austin (Feb 21, 2016 at Arlington, Texas) |

Pitching

| | | | |
|------------------|------|---|---|
| Innings pitched: | 10.0 | - | vs Stephen F. Austin (Feb 21, 2016 at Arlington, Texas) |
| | 10.0 | - | at North Carolina (Feb 27, 2016) |
| | 10.0 | - | at Missouri State (Mar 08, 2016) |
| Runs allowed: | 17 | - | at Wichita State (Mar 22, 2016) |
| Earned runs: | 14 | - | at Wichita State (Mar 22, 2016) |
| Walks allowed: | 11 | - | vs Michigan (Mar 19, 2016) |
| Strikeouts: | 16 | - | at Missouri State (Mar 08, 2016) |
| Hits allowed: | 17 | - | vs Abilene Christian (Mar 12, 2016) |
| Doubles allowed: | 6 | - | vs Abilene Christian (Mar 12, 2016) |
| Triples allowed: | 2 | - | at Wichita State (Mar 22, 2016) |
| Homers allowed: | 3 | - | vs Abilene Christian (Mar 12, 2016) |
| Wild pitches: | 4 | - | vs Michigan (Mar 19, 2016) |
| Hit batters: | 4 | - | at Dallas Baptist (Mar 15, 2016) |

OPPONENT INDIVIDUAL GAME HIGHS

Batting

| | | | |
|------------------|---|---|--|
| At bats: | 5 | - | (20 times) |
| Runs scored: | 2 | - | (6 times) |
| Hits: | 3 | - | (5 times) |
| RBIs: | 3 | - | Listi at Dallas Baptist (Mar 15, 2016) |
| Doubles: | 1 | - | (19 times) |
| Triples: | 1 | - | McMullen, G. vs Stephen F. Austin (Feb 21, 2016 at Arlington, Texas) |
| Home runs: | 1 | - | (4 times) |
| Total bases: | 6 | - | Rosselli, T. vs Indiana State (Mar 05, 2016) |
| Walks: | 3 | - | Ramirez, T at North Carolina (Feb 27, 2016) |
| | 3 | - | Benedetti vs Michigan (Mar 18, 2016) |
| Strikeouts: | 3 | - | (7 times) |
| Sac hits: | 1 | - | (12 times) |
| Sac flies: | 1 | - | (5 times) |
| Stolen bases: | 2 | - | Datres, K at North Carolina (Feb 27, 2016) |
| Hit by pitch: | 2 | - | Rader at Wichita State (Mar 22, 2016) |
| Caught stealing: | 1 | - | (6 times) |
| Runners LOB: | 5 | - | Warmoth, L at North Carolina (Feb 26, 2016) |

Fielding

| | | | |
|---------------|----|---|--|
| Putouts: | 17 | - | Fultz, M. at Missouri State (Mar 08, 2016) |
| Assists: | 6 | - | Williams at UT Arlington (Feb 20, 2016) |
| Errors: | 3 | - | Lopez, R. vs Incarnate Word (Mar 01, 2016) |
| Passed balls: | 1 | - | (7 times) |

Pitching

| | | | |
|------------------|-----|---|---|
| Innings pitched: | 7.2 | - | Hill, J. vs Indiana State (Mar 06, 2016) |
| Runs allowed: | 6 | - | Jones, T at Wichita State (Mar 22, 2016) |
| Earned runs: | 6 | - | Jones, T at Wichita State (Mar 22, 2016) |
| Walks allowed: | 6 | - | Adcock vs Michigan (Mar 19, 2016) |
| Strikeouts: | 9 | - | Gallen, Z at North Carolina (Feb 26, 2016) |
| Hits allowed: | 7 | - | A. Mason vs Abilene Christian (Mar 14, 2016) |
| Doubles allowed: | 3 | - | D. Hanson vs Abilene Christian (Mar 12, 2016) |
| Triples allowed: | 1 | - | (6 times) |
| Homers allowed: | 3 | - | G. deMeyere vs Abilene Christian (Mar 12, 2016) |
| Wild pitches: | 3 | - | Cheray, A. at Missouri State (Mar 08, 2016) |
| | 3 | - | Nutof vs Michigan (Mar 19, 2016) |
| Hit batters: | 2 | - | Preiss, A. vs Incarnate Word (Mar 01, 2016) |
| | 2 | - | Perez, S. at Missouri State (Mar 08, 2016) |
| | 2 | - | Fritz at Dallas Baptist (Mar 15, 2016) |



PLAYER CAREER/SEASON HIGHS

#43 Blake Battenfield, RHP

Season Highs

| | | | |
|----|-----|------------------------------|----------|
| IP | 4.0 | vs. North Carolina | Feb. 27 |
| H | 3 | vs. North Carolina | Feb. 27 |
| ER | 1 | vs. North Carolina | Feb. 27 |
| BB | 2 | last time vs. Missouri State | March 8 |
| SO | 3 | vs. Dallas Baptist | March 15 |

Career Highs

| | | | |
|----|-----|----------------------------|---------|
| IP | 5.0 | vs. Illinois | 3/6/15 |
| H | 6 | last time vs. Illinois | 3/6/15 |
| ER | 4 | vs. Illinois | 3/6/15 |
| BB | 3 | last time vs. Kansas State | 3/28/15 |
| SO | 4 | last time vs. Illinois | 3/6/15 |

#7 Garrett Bengel, INF

Season/Career Highs

| | | | |
|-----|---|---------------------------------|----------|
| H | 3 | last time vs. Wichita State | March 22 |
| R | 2 | last time vs. Wichita State | March 22 |
| RBI | 3 | last time vs. Michigan | March 19 |
| BB | 2 | last time vs. Abilene Christian | March 14 |
| SO | 3 | vs. North Carolina | Feb. 27 |
| SB | 1 | last time vs. Abilene Christian | March 11 |

#37 Tyler Buffett, RHP

Season Highs

| | | | |
|----|-----|-----------------------|----------|
| IP | 6.0 | vs. Dallas Baptist | March 15 |
| H | 4 | vs. North Carolina | Feb. 26 |
| ER | 2 | vs. Michigan | March 19 |
| BB | 4 | vs. Stephen F. Austin | Feb. 21 |
| SO | 7 | vs. Dallas Baptist | March 15 |

Career Highs

| | | | |
|----|-----|----------------------------|----------|
| IP | 7.0 | vs. Oklahoma | 5/16/14 |
| H | 9 | vs. Oklahoma | 5/23/14 |
| ER | 6 | last time vs. Oral Roberts | 4/15/15 |
| BB | 5 | vs. Texas | 4/26/14 |
| SO | 7 | vs. Dallas Baptist | March 15 |

#4 Jacob Chappell, INF

Season Highs

| | | | |
|-----|-----|------------------------------|----------|
| H | 2 | vs. UT Arlington | Feb. 19 |
| R | n/a | | |
| RBI | 1 | last time vs. Wichita State | March 22 |
| BB | 1 | last time vs. Michigan | March 19 |
| SO | 1 | last time vs. Dallas Baptist | March 15 |
| SB | n/a | | |

Career Highs

| | | | |
|-----|---|----------------------------|---------|
| H | 2 | last time vs. UT Arlington | Feb. 19 |
| R | 3 | vs. Dallas Baptist | 5/12/15 |
| RBI | 3 | vs. Texas Tech | 4/25/15 |
| BB | 3 | last time vs. Michigan | 5/14/15 |
| SO | 3 | last time vs. St. John's | 5/29/15 |
| SB | 2 | vs. Western Illinois | 3/1/15 |

#25 Trey Cobb, RHP

Season Highs

| | | | |
|----|-----|-----------------------|----------|
| IP | 7.0 | vs. Abilene Christian | March 14 |
| H | 7 | vs. Abilene Christian | March 14 |
| ER | 2 | vs. Abilene Christian | March 14 |
| BB | 3 | vs. North Carolina | Feb. 27 |
| SO | 13 | vs. Michigan | March 19 |

Career Highs

| | | | |
|----|-----|-----------------------|----------|
| IP | 7.0 | vs. Abilene Christian | March 14 |
| H | 7 | vs. Abilene Christian | March 14 |
| ER | 4 | vs. Oral Roberts | 4/22/14 |
| BB | 4 | vs. Texas | 5/24/14 |
| SO | 13 | vs. Michigan | March 19 |

#24 Conor Costello, RHP/OF

Season Highs (Hitting)

| | | | |
|-----|-----|-----------------------------|---------|
| H | 2 | vs. Stephen F. Austin | Feb. 20 |
| R | 1 | last time vs. Indiana State | March 5 |
| RBI | 2 | last time vs. Indiana State | March 5 |
| BB | 2 | last time vs. Indiana State | March 6 |
| SO | 3 | vs. Incarnate Word | March 1 |
| SB | n/a | | |

Season Highs (Pitching)

| | | | |
|----|-----|----------------------|---------|
| IP | 7.0 | vs. St. John's | 5/31/15 |
| H | 8 | vs. Oklahoma | 4/7/15 |
| ER | 3 | vs. San Diego | 3/9/14 |
| BB | 4 | vs. San Diego | 3/9/14 |
| SO | 4 | vs. Washington State | 2/20/15 |

OSU Career Highs (Hitting)

| | | | |
|-----|---|------------------------|---------|
| H | 3 | last time vs. Oklahoma | 4/7/15 |
| R | 2 | last time vs. Oklahoma | 5/1/15 |
| RBI | 4 | last time vs. Oklahoma | 4/7/15 |
| BB | 3 | vs. Alcorn State | 2/19/14 |
| SO | 3 | last time vs. Michigan | 5/16/15 |
| SB | 2 | vs. Alcorn State | 3/11/15 |

OSU Career Highs (Pitching)

| | | | |
|----|-----|----------------------|---------|
| IP | 7.0 | vs. St. John's | 5/31/15 |
| H | 8 | vs. Oklahoma | 4/7/15 |
| ER | 3 | vs. San Diego | 3/9/14 |
| BB | 4 | vs. San Diego | 3/9/14 |
| SO | 4 | vs. Washington State | 2/20/15 |

#2 J.R. Davis, INF

Season/Career Highs

| | | | |
|-----|---|-----------------------------|----------|
| H | 3 | vs. Dallas Baptist | March 15 |
| R | 2 | vs. Dallas Baptist | March 15 |
| RBI | 1 | vs. Michigan | March 18 |
| BB | 1 | last time vs. Wichita State | March 22 |
| SO | 1 | last time vs. Wichita State | March 22 |
| SB | 1 | last time vs. Indiana State | March 5 |

#34 Jensen Elliott RHP

Season/Career Highs

| | | | |
|----|-----|------------------------|----------|
| IP | 6.0 | vs. Michigan | March 20 |
| H | 8 | vs. Indiana State | March 5 |
| ER | 2 | last time vs. Michigan | March 20 |
| BB | 3 | last time vs. Michigan | March 20 |
| SO | 8 | vs. Michigan | March 20 |

#39 Alex Hackerott, LHP

Season Highs

| | | | |
|----|-----|-----------------------|----------|
| IP | 0.2 | vs. Michigan | March 18 |
| H | n/a | | |
| ER | n/a | | |
| BB | 2 | vs. Stephen F. Austin | Feb. 21 |
| SO | n/a | | |

Career Highs

| | | | |
|----|-----|---------------------------------|---------|
| IP | 3.2 | last time vs. Incarnate Word | 2/14/14 |
| H | 4 | vs. Oral Roberts | 4/22/14 |
| ER | 3 | last time vs. Oral Roberts | 4/22/14 |
| BB | 2 | last time vs. Stephen F. Austin | Feb. 21 |
| SO | 4 | last time vs. Baylor | 3/21/14 |

#28 Corey Hassel, OF/RHP

Season Highs

| | | | |
|-----|---|------------------------|----------|
| H | 3 | vs. Abilene Christian | March 12 |
| R | 3 | vs. Abilene Christian | March 12 |
| RBI | 4 | vs. Wichita State | March 22 |
| BB | 1 | last time vs. Michigan | March 19 |
| SO | 3 | vs. Michigan | March 19 |
| SB | 2 | vs. Incarnate Word | March 1 |

Career Highs (Hitting)

| | | | |
|-----|---|---------------------------------|----------|
| H | 3 | vs. Abilene Christian | March 12 |
| R | 3 | last time vs. Abilene Christian | March 12 |
| RBI | 4 | vs. Wichita State | March 22 |
| BB | 2 | vs. Western Illinois | 3/1/15 |
| SO | 3 | last time vs. Michigan | March 19 |
| SB | 2 | vs. Incarnate Word | March 1 |

Career Highs (Pitching)

| | | | |
|----|-----|------------------------------|---------|
| IP | 3.0 | vs. Texas | 4/3/15 |
| H | 1 | last time vs. Dallas Baptist | 4/21/15 |
| ER | 1 | last time vs. Dallas Baptist | 4/21/15 |
| BB | 1 | vs. TCU | 5/25/14 |
| SO | 3 | last time vs. Texas | 4/3/15 |

#45 Thomas Hatch, RHP

Season Highs

| | | | |
|----|-----|------------------------|----------|
| IP | 8.0 | vs. Abilene Christian | March 11 |
| H | 8 | vs. Abilene Christian | March 11 |
| ER | 2 | last time vs. Michigan | March 18 |
| BB | 3 | vs. Michigan | March 18 |
| SO | 8 | vs. Abilene Christian | March 12 |

Career Highs

| | | | |
|----|-----|---------------------------------|----------|
| IP | 8.0 | vs. Abilene Christian | March 11 |
| H | 8 | last time vs. Abilene Christian | March 11 |
| ER | 6 | vs. San Diego | 3/7/14 |
| BB | 3 | last time vs. Michigan | March 18 |
| SO | 8 | last time vs. Abilene Christian | March 11 |

#32 Ben Leeper, RHP

Season/Career Highs

| | | | |
|----|-----|------------------------------|---------|
| IP | 3.0 | vs. Incarnate Word | March 1 |
| H | 2 | vs. Incarnate Word | March 1 |
| ER | 1 | last time vs. Incarnate Word | March 1 |
| BB | 3 | vs. Incarnate Word | March 1 |
| SO | 5 | vs. Incarnate Word | March 1 |

#46 Joe Lienhard, RHP

Season/Career Highs

| | | | |
|----|-----|------------------------------|----------|
| IP | 3.0 | vs. Incarnate Word | March 2 |
| H | 3 | vs. Incarnate Word | March 2 |
| ER | 1 | last time vs. Missouri State | March 8 |
| BB | 4 | vs. Missouri State | March 8 |
| SO | 2 | last time vs. Michigan | March 19 |

#13 Jon Littell, OF

Season Highs

| | | | |
|-----|---|-----------------------------|----------|
| H | 3 | vs. Abilene Christian | March 12 |
| R | 2 | last time vs. Wichita State | March 22 |
| RBI | 4 | vs. Abilene Christian | March 12 |
| BB | 3 | vs. Michigan | March 19 |
| SO | 2 | last time vs. Michigan | March 18 |
| SB | 1 | vs. Abilene Christian | March 14 |

Career Highs

| | | | |
|-----|---|---------------------------------|----------|
| H | 3 | last time vs. Abilene Christian | March 12 |
| R | 4 | vs. Oklahoma | 4/7/15 |
| RBI | 4 | vs. Abilene Christian | March 12 |
| BB | 3 | vs. Michigan | March 19 |
| SO | 3 | vs. Western Illinois | 2/27/15 |
| SB | 1 | last time vs. Abilene Christian | March 14 |

#3 Garrett McCain, OF

Season Highs

| | | | |
|-----|---|-----------------------|----------|
| H | 3 | vs. Incarnate Word | March 1 |
| R | 3 | vs. Abilene Christian | March 14 |
| RBI | 3 | vs. Wichita State | March 22 |
| BB | 2 | vs. Abilene Christian | March 11 |
| SO | 3 | vs. Michigan | March 19 |
| SB | 4 | vs. Incarnate Word | March 1 |

Career Highs

| | | | |
|-----|---|------------------------------|----------|
| H | 3 | last time vs. Incarnate Word | March 1 |
| R | 3 | vs. Abilene Christian | March 14 |
| RBI | 3 | vs. Wichita State | March 22 |
| BB | 3 | vs. Arkansas | 5/30/15 |
| SO | 3 | vs. Michigan | March 19 |
| SB | 4 | vs. Incarnate Word | March 1 |



PLAYER CAREER/SEASON HIGHS

#14 Michael Mertz, RHP

Season/Career Highs

| | | | |
|----|-----|--------------------|----------|
| IP | 7.0 | vs. Wichita State | March 22 |
| H | 6 | vs. Indiana State | March 6 |
| ER | 3 | vs. North Carolina | Feb. 27 |
| BB | 5 | vs. North Carolina | Feb. 27 |
| SO | 9 | vs. Wichita State | March 22 |

#33 Mason O'Brien, 1B

Career Highs

| | | | |
|-----|-----|----------------------------|---------|
| H | 1 | last time vs. Alcorn State | 3/11/15 |
| R | 1 | last time vs. Oklahoma | 4/7/15 |
| RBI | 1 | vs. Alcorn State | 3/11/15 |
| BB | 1 | vs. Alcorn State | 3/11/15 |
| SO | 1 | last time vs. Oklahoma | 5/3/15 |
| SB | n/a | | |

#6 David Petrino, INF

Season Highs

| | | | |
|-----|-----|---------------------------------|----------|
| H | 1 | vs. Abilene Christian | March 14 |
| R | 2 | vs. Abilene Christian | March 12 |
| RBI | 2 | vs. Abilene Christian | March 14 |
| BB | 1 | last time vs. Abilene Christian | March 12 |
| SO | 2 | vs. Michigan | March 20 |
| SB | n/a | | |

Career Highs

| | | | |
|-----|---|---------------------------------|----------|
| H | 4 | vs. Oklahoma | 4/7/15 |
| R | 4 | vs. Oklahoma | 4/7/15 |
| RBI | 2 | last time vs. Abilene Christian | March 14 |
| BB | 2 | vs. Alcorn State | 3/10/15 |
| SO | 3 | vs. Dallas Baptist | 4/21/15 |
| SB | 1 | last time vs. Baylor | 4/18/15 |

#30 Remy Reed, RHP

Season Highs

| | | | |
|----|-----|------------------------------|----------|
| IP | 3.1 | vs. Michigan | March 18 |
| H | 4 | vs. Stephen F. Austin | Feb. 21 |
| ER | 4 | vs. Stephen F. Austin | Feb. 21 |
| BB | 2 | last time vs. Michigan | March 18 |
| SO | 4 | last time vs. Missouri State | March 8 |

Career Highs

| | | | |
|----|-----|------------------------|----------|
| IP | 6.0 | vs. Central Arkansas | 3/17/15 |
| H | 7 | vs. Michigan | 5/14/15 |
| ER | 4 | vs. Stephen F. Austin | Feb. 21 |
| BB | 2 | last time vs. Michigan | March 18 |
| SO | 4 | vs. Missouri State | March 8 |

#44 Andrew Rosa, INF

Season Highs

| | | | |
|-----|---|-----------------------------|----------|
| H | 3 | vs. Wichita State | March 22 |
| R | 2 | last time vs. Wichita State | March 22 |
| RBI | 2 | vs. Wichita State | March 22 |
| BB | 2 | last time vs. Michigan | March 19 |
| SO | 4 | vs. Missouri State | March 8 |
| SB | 1 | vs. Michigan | March 19 |

Career Highs

| | | | |
|-----|---|-----------------------------|----------|
| H | 3 | vs. Wichita State | March 22 |
| R | 3 | vs. Alcorn State | 2/18/14 |
| RBI | 2 | last time vs. Wichita State | March 22 |
| BB | 2 | last time vs. Michigan | March 19 |
| SO | 4 | vs. Missouri State | March 8 |
| SB | 1 | last time vs. Michigan | March 19 |

#18 Colin Simpson, C

Season/Career Highs

| | | | |
|-----|-----|------------------------------|---------|
| H | 1 | last time vs. North Carolina | Feb. 27 |
| R | n/a | | |
| RBI | n/a | | |
| BB | 1 | vs. North Carolina | Feb. 27 |
| SO | 1 | last time vs. North Carolina | Feb. 27 |
| SB | n/a | | |

#36 Max Simpson, RHP

Season/Career Highs

| | | | |
|----|-----|-----------------------|----------|
| IP | 1.0 | vs. Abilene Christian | March 11 |
| H | 2 | vs. UT Arlington | Feb. 20 |
| ER | 2 | vs. UT Arlington | Feb. 20 |
| BB | 1 | vs. UT Arlington | Feb. 20 |
| SO | 2 | vs. Abilene Christian | March 11 |

#8 Ryan Sluder, OF

Season Highs

| | | | |
|-----|-----|-----------------------------|----------|
| H | 2 | vs. Stephen F. Austin | Feb. 20 |
| R | 1 | last time vs. Wichita State | March 22 |
| RBI | 2 | vs. Indiana State | March 5 |
| BB | 1 | last time vs. Indiana State | March 4 |
| SO | 3 | vs. North Carolina | Feb. 27 |
| SB | n/a | | |

Career Highs

| | | | |
|-----|---|------------------------------|---------|
| H | 4 | vs. Kansas State | 3/28/15 |
| R | 3 | vs. Texas Tech | 4/26/15 |
| RBI | 3 | vs. Dallas Baptist | 4/21/15 |
| BB | 2 | last time vs. Texas Tech | 4/25/15 |
| SO | 3 | last time vs. North Carolina | Feb. 27 |
| SB | 2 | vs. Michigan | 5/16/15 |

#19 Carson Teel, LHP

Season/Career Highs

| | | | |
|----|-----|--------------------|---------|
| IP | 2.0 | vs. Incarnate Word | March 1 |
| H | 2 | vs. Missouri State | March 8 |
| ER | 1 | vs. Missouri State | March 8 |
| BB | 1 | vs. Incarnate Word | March 1 |
| SO | 2 | vs. Incarnate Word | March 1 |

#16 Collin Theroux, C

Season/Career Highs

| | | | |
|-----|-----|-----------------------------|----------|
| H | 3 | vs. Abilene Christian | March 12 |
| R | 1 | last time vs. Wichita State | March 22 |
| RBI | 4 | vs. Abilene Christian | March 12 |
| BB | 3 | vs. Michigan | March 18 |
| SO | 4 | last time vs. Wichita State | March 22 |
| SB | n/a | | |

#5 Donnie Walton, INF

Season Highs

| | | | |
|-----|---|---------------------------------|----------|
| H | 3 | last time vs. Abilene Christian | March 14 |
| R | 3 | last time vs. Abilene Christian | March 12 |
| RBI | 3 | vs. Wichita State | March 22 |
| BB | 3 | vs. Michigan | March 20 |
| SO | 2 | last time vs. Michigan | March 18 |
| SB | 2 | last time vs. Incarnate Word | March 1 |

Career Highs

| | | | |
|-----|---|---------------------------------|----------|
| H | 4 | last time vs. Abilene Christian | 3/13/14 |
| R | 3 | last time vs. Abilene Christian | March 12 |
| RBI | 3 | last time vs. Wichita State | March 22 |
| BB | 4 | vs. Kansas | 5/24/13 |
| SO | 3 | vs. Baylor | 3/21/14 |
| SB | 2 | last time vs. Incarnate Word | March 1 |

#22 Dustin Williams, 1B

Season Highs

| | | | |
|-----|---|------------------------|----------|
| H | 3 | vs. Abilene Christian | March 12 |
| R | 3 | vs. Abilene Christian | March 12 |
| RBI | 5 | vs. North Carolina | Feb. 27 |
| BB | 1 | last time vs. Michigan | March 20 |
| SO | 4 | vs. Michigan | March 19 |
| SB | 1 | vs. North Carolina | Feb. 28 |

Career Highs

| | | | |
|-----|---|---------------------------------|----------|
| H | 4 | vs. Texas Tech | 4/25/15 |
| R | 3 | last time vs. Abilene Christian | March 12 |
| RBI | 5 | last time vs. North Carolina | Feb. 27 |
| BB | 4 | vs. Michigan | 5/15/15 |
| SO | 4 | last time vs. Michigan | March 19 |
| SB | 1 | last time vs. North Carolina | Feb. 28 |

#15 Garrett Williams, LHP

Career Highs (Pitching)

| | | | |
|----|-----|-----------------------------|---------|
| IP | 6.0 | last time vs. Alcorn State | 3/11/15 |
| H | 6 | last time vs. TCU | 3/30/14 |
| ER | 6 | vs. Oklahoma | 4/15/14 |
| BB | 4 | last time vs. Wichita State | 3/24/15 |
| SO | 12 | vs. Alcorn State | 3/11/15 |

Career Highs (Hitting)

| | | | |
|-----|-----|-----------------------------|---------|
| H | 1 | last time vs. Kansas | 4/18/14 |
| R | 1 | last time vs. West Virginia | 4/13/14 |
| RBI | 4 | vs. Oakland | 2/23/14 |
| BB | 2 | vs. West Virginia | 4/12/14 |
| SO | 2 | last time vs. Oklahoma | 4/15/14 |
| SB | n/a | | |



PLAYER CAREER STATISTICS

Battenfield, Blake

| Year | avg | gp-gs | ab | r | h | 2b | 3b | hr | rbi | tb | slg% | bb | hbp | so | gdp | ob% | sf | sh | sb-att | po | a | e | fld% |
|-------|------|-------|----|---|---|----|----|----|-----|----|------|----|-----|----|-----|------|----|----|--------|----|----|---|-------|
| 2014 | .000 | 0-0 | 0 | 0 | 0 | 0 | 0 | 0 | 0 | 0 | .000 | 0 | 0 | 0 | 0 | .000 | 0 | 0 | 0-0 | 2 | 11 | 0 | 1.000 |
| 2015 | .000 | 0-0 | 0 | 0 | 0 | 0 | 0 | 0 | 0 | 0 | .000 | 0 | 0 | 0 | 0 | .000 | 0 | 0 | 0-0 | 0 | 3 | 0 | 1.000 |
| 2016 | .000 | 0-0 | 0 | 0 | 0 | 0 | 0 | 0 | 0 | 0 | .000 | 0 | 0 | 0 | 0 | .000 | 0 | 0 | 0-0 | 0 | 1 | 0 | 1.000 |
| TOTAL | .000 | 0-0 | 0 | 0 | 0 | 0 | 0 | 0 | 0 | 0 | .000 | 0 | 0 | 0 | 0 | .000 | 0 | 0 | 0-0 | 2 | 15 | 0 | 1.000 |

| Year | era | w-l | app | qs | cq | sho | sv | ip | h | r | er | bb | so | 2b | 3b | hr | bf | bavq | wp | hbp | bk | sfa | sha |
|-------|------|-----|-----|----|----|-----|----|------|----|----|----|----|----|----|----|----|-----|------|----|-----|----|-----|-----|
| 2014 | 1.69 | 4-0 | 27 | 0 | 0 | 0/2 | 0 | 53.1 | 42 | 11 | 10 | 20 | 38 | 9 | 1 | 0 | 217 | .218 | 5 | 1 | 0 | 0 | 3 |
| 2015 | 3.60 | 0-1 | 6 | 2 | 0 | 0/0 | 0 | 15.0 | 12 | 6 | 6 | 9 | 12 | 1 | 1 | 1 | 66 | .218 | 0 | 0 | 0 | 2 | 0 |
| 2016 | 0.55 | 1-0 | 10 | 0 | 0 | 0/0 | 2 | 16.1 | 8 | 5 | 1 | 8 | 8 | 0 | 0 | 0 | 65 | .148 | 0 | 1 | 0 | 2 | 0 |
| TOTAL | 1.81 | 5-1 | 43 | 2 | 0 | 0/2 | 2 | 84.2 | 62 | 22 | 17 | 37 | 58 | 10 | 2 | 1 | 348 | .205 | 5 | 2 | 0 | 4 | 3 |

Buffett, Tyler

| Year | avg | gp-gs | ab | r | h | 2b | 3b | hr | rbi | tb | slg% | bb | hbp | so | gdp | ob% | sf | sh | sb-att | po | a | e | fld% |
|-------|------|-------|----|---|---|----|----|----|-----|----|------|----|-----|----|-----|------|----|----|--------|----|----|---|-------|
| 2014 | .000 | 1-1 | 0 | 0 | 0 | 0 | 0 | 0 | 0 | 0 | .000 | 0 | 0 | 0 | 0 | .000 | 0 | 0 | 0-0 | 2 | 5 | 1 | .875 |
| 2015 | .000 | 0-0 | 0 | 0 | 0 | 0 | 0 | 0 | 0 | 0 | .000 | 0 | 0 | 0 | 0 | .000 | 0 | 0 | 0-0 | 4 | 9 | 0 | 1.000 |
| 2016 | .000 | 0-0 | 0 | 0 | 0 | 0 | 0 | 0 | 0 | 0 | .000 | 0 | 0 | 0 | 0 | .000 | 0 | 0 | 0-0 | 2 | 7 | 0 | 1.000 |
| TOTAL | .000 | 1-1 | 0 | 0 | 0 | 0 | 0 | 0 | 0 | 0 | .000 | 0 | 0 | 0 | 0 | .000 | 0 | 0 | 0-0 | 8 | 21 | 1 | .967 |

| Year | era | w-l | app | qs | cq | sho | sv | ip | h | r | er | bb | so | 2b | 3b | hr | bf | bavq | wp | hbp | bk | sfa | sha |
|-------|------|-----|-----|----|----|-----|----|-------|-----|----|----|----|----|----|----|----|-----|------|----|-----|----|-----|-----|
| 2014 | 2.95 | 2-1 | 14 | 10 | 0 | 0/1 | 0 | 55.0 | 52 | 21 | 18 | 24 | 36 | 5 | 1 | 1 | 240 | .249 | 2 | 5 | 2 | 0 | 2 |
| 2015 | 3.65 | 3-3 | 19 | 3 | 0 | 0/1 | 0 | 44.1 | 56 | 20 | 18 | 7 | 32 | 6 | 1 | 1 | 189 | .324 | 1 | 3 | 0 | 1 | 5 |
| 2016 | 1.53 | 3-1 | 11 | 1 | 0 | 0/3 | 1 | 29.1 | 16 | 6 | 5 | 12 | 28 | 3 | 0 | 0 | 114 | .163 | 2 | 1 | 0 | 0 | 3 |
| TOTAL | 2.87 | 8-5 | 44 | 14 | 0 | 0/5 | 1 | 128.2 | 124 | 47 | 41 | 43 | 96 | 14 | 2 | 2 | 543 | .258 | 5 | 9 | 2 | 1 | 10 |

Chappell, Jacob

| Year | avg | gp-gs | ab | r | h | 2b | 3b | hr | rbi | tb | slg% | bb | hbp | so | gdp | ob% | sf | sh | sb-att | po | a | e | fld% |
|-------|------|-------|-----|----|----|----|----|----|-----|----|------|----|-----|----|-----|------|----|----|--------|----|-----|----|------|
| 2015 | .250 | 55-51 | 144 | 33 | 36 | 4 | 2 | 0 | 21 | 44 | .306 | 32 | 4 | 39 | 1 | .400 | 0 | 16 | 6-6 | 47 | 123 | 15 | .919 |
| 2016 | .185 | 19-7 | 27 | 0 | 5 | 0 | 0 | 0 | 3 | 5 | .185 | 2 | 0 | 5 | 0 | .233 | 1 | 2 | 0-0 | 15 | 42 | 2 | .966 |
| TOTAL | .240 | 74-58 | 171 | 33 | 41 | 4 | 2 | 0 | 24 | 49 | .287 | 34 | 4 | 44 | 1 | .376 | 1 | 18 | 6-6 | 62 | 165 | 17 | .930 |

Cobb, Trey

| Year | avg | gp-gs | ab | r | h | 2b | 3b | hr | rbi | tb | slg% | bb | hbp | so | gdp | ob% | sf | sh | sb-att | po | a | e | fld% |
|-------|------|-------|----|---|---|----|----|----|-----|----|------|----|-----|----|-----|------|----|----|--------|----|----|---|-------|
| 2014 | .000 | 0-0 | 0 | 0 | 0 | 0 | 0 | 0 | 0 | 0 | .000 | 0 | 0 | 0 | 0 | .000 | 0 | 0 | 0-0 | 2 | 6 | 2 | .800 |
| 2015 | .000 | 1-1 | 0 | 0 | 0 | 0 | 0 | 0 | 0 | 0 | .000 | 0 | 0 | 0 | 0 | .000 | 0 | 0 | 0-0 | 8 | 12 | 0 | 1.000 |
| 2016 | .000 | 0-0 | 0 | 0 | 0 | 0 | 0 | 0 | 0 | 0 | .000 | 0 | 0 | 0 | 0 | .000 | 0 | 0 | 0-0 | 2 | 3 | 0 | 1.000 |
| TOTAL | .000 | 1-1 | 0 | 0 | 0 | 0 | 0 | 0 | 0 | 0 | .000 | 0 | 0 | 0 | 0 | .000 | 0 | 0 | 0-0 | 12 | 21 | 2 | .943 |

| Year | era | w-l | app | qs | cq | sho | sv | ip | h | r | er | bb | so | 2b | 3b | hr | bf | bavq | wp | hbp | bk | sfa | sha |
|-------|------|-----|-----|----|----|-----|----|-------|-----|----|----|----|-----|----|----|----|-----|------|----|-----|----|-----|-----|
| 2014 | 3.12 | 0-0 | 18 | 1 | 0 | 0/0 | 0 | 34.2 | 37 | 19 | 12 | 18 | 28 | 3 | 1 | 1 | 164 | .266 | 0 | 3 | 1 | 0 | 4 |
| 2015 | 2.61 | 5-2 | 31 | 0 | 0 | 0/2 | 2 | 58.2 | 48 | 18 | 17 | 19 | 53 | 6 | 1 | 1 | 246 | .221 | 8 | 6 | 1 | 0 | 4 |
| 2016 | 2.52 | 3-3 | 9 | 3 | 0 | 0/1 | 2 | 25.0 | 26 | 10 | 7 | 8 | 30 | 3 | 0 | 2 | 109 | .268 | 0 | 1 | 0 | 0 | 2 |
| TOTAL | 2.74 | 8-5 | 58 | 4 | 0 | 0/3 | 4 | 118.1 | 111 | 47 | 36 | 45 | 111 | 12 | 2 | 4 | 519 | .245 | 8 | 10 | 2 | 0 | 10 |

Costello, Conor

| Year | avg | gp-gs | ab | r | h | 2b | 3b | hr | rbi | tb | slg% | bb | hbp | so | gdp | ob% | sf | sh | sb-att | po | a | e | fld% |
|-------|------|---------|-----|----|----|----|----|----|-----|-----|------|----|-----|-----|-----|------|----|----|--------|-----|---|---|------|
| 2014 | .240 | 59-52 | 192 | 28 | 46 | 10 | 0 | 9 | 27 | 83 | .432 | 23 | 11 | 59 | 3 | .349 | 3 | 2 | 4-6 | 87 | 0 | 2 | .978 |
| 2015 | .240 | 49-48 | 183 | 32 | 44 | 7 | 0 | 6 | 35 | 69 | .377 | 25 | 5 | 52 | 2 | .343 | 3 | 1 | 13-14 | 51 | 6 | 2 | .966 |
| 2016 | .242 | 10-9 | 33 | 5 | 8 | 2 | 0 | 1 | 9 | 13 | .394 | 9 | 1 | 5 | 0 | .409 | 1 | 0 | 0-1 | 0 | 0 | 0 | .000 |
| TOTAL | .240 | 118-109 | 408 | 65 | 98 | 19 | 0 | 16 | 71 | 165 | .404 | 57 | 17 | 116 | 5 | .352 | 7 | 3 | 17-21 | 138 | 6 | 4 | .973 |

| Year | era | w-l | app | qs | cq | sho | sv | ip | h | r | er | bb | so | 2b | 3b | hr | bf | bavq | wp | hbp | bk | sfa | sha |
|-------|------|-----|-----|----|----|-----|----|------|----|----|----|----|----|----|----|----|-----|------|----|-----|----|-----|-----|
| 2014 | 6.43 | 0-1 | 2 | 2 | 0 | 0/0 | 0 | 7.0 | 10 | 6 | 5 | 5 | 4 | 0 | 0 | 0 | 36 | .345 | 0 | 2 | 0 | 0 | 0 |
| 2015 | 1.67 | 2-0 | 7 | 6 | 0 | 0/2 | 1 | 32.1 | 27 | 6 | 6 | 6 | 18 | 4 | 0 | 3 | 129 | .225 | 0 | 2 | 0 | 0 | 1 |
| TOTAL | 2.52 | 2-1 | 9 | 8 | 0 | 0/2 | 1 | 39.1 | 37 | 12 | 11 | 11 | 22 | 4 | 0 | 3 | 165 | .248 | 0 | 4 | 0 | 0 | 1 |



PLAYER CAREER STATISTICS

Hackerott, Alex

| Year | avg | gp-gs | ab | r | h | 2b | 3b | hr | rbi | tb | slg% | bb | hbp | so | gdp | ob% | sf | sh | sb-att | po | a | e | fld% |
|-------|------|-------|----|---|---|----|----|----|-----|----|------|----|-----|----|-----|------|----|----|--------|----|---|---|-------|
| 2013 | .000 | 0-0 | 0 | 0 | 0 | 0 | 0 | 0 | 0 | 0 | .000 | 0 | 0 | 0 | 0 | .000 | 0 | 0 | 0-0 | 2 | 2 | 1 | .800 |
| 2014 | .000 | 0-0 | 0 | 0 | 0 | 0 | 0 | 0 | 0 | 0 | .000 | 0 | 0 | 0 | 0 | .000 | 0 | 0 | 0-0 | 1 | 4 | 0 | 1.000 |
| 2015 | .000 | 0-0 | 0 | 0 | 0 | 0 | 0 | 0 | 0 | 0 | .000 | 0 | 0 | 0 | 0 | .000 | 0 | 0 | 0-0 | 1 | 0 | 1 | .500 |
| 2016 | .000 | 0-0 | 0 | 0 | 0 | 0 | 0 | 0 | 0 | 0 | .000 | 0 | 0 | 0 | 0 | .000 | 0 | 0 | 0-0 | 0 | 0 | 1 | .000 |
| TOTAL | .000 | 0-0 | 0 | 0 | 0 | 0 | 0 | 0 | 0 | 0 | .000 | 0 | 0 | 0 | 0 | .000 | 0 | 0 | 0-0 | 4 | 6 | 3 | .769 |

| Year | era | w-l | app | qs | cq | sho | sv | ip | h | r | er | bb | so | 2b | 3b | hr | bf | bavq | wp | hbp | bk | sfa | sha |
|-------|------|-----|-----|----|----|-----|----|------|----|----|----|----|----|----|----|----|-----|------|----|-----|----|-----|-----|
| 2013 | 1.64 | 1-0 | 16 | 0 | 0 | 0/1 | 0 | 22.0 | 13 | 4 | 4 | 6 | 24 | 2 | 0 | 1 | 84 | .173 | 0 | 0 | 0 | 1 | 2 |
| 2014 | 3.00 | 4-1 | 28 | 0 | 0 | 0/3 | 0 | 27.0 | 19 | 14 | 9 | 9 | 26 | 5 | 0 | 2 | 112 | .194 | 0 | 2 | 0 | 1 | 2 |
| 2015 | 3.38 | 1-0 | 12 | 0 | 0 | 0/0 | 0 | 5.1 | 9 | 3 | 2 | 5 | 8 | 1 | 0 | 0 | 31 | .375 | 2 | 0 | 0 | 1 | 1 |
| 2016 | 0.00 | 0-0 | 4 | 0 | 0 | 0/0 | 0 | 1.1 | 0 | 0 | 0 | 3 | 0 | 0 | 0 | 0 | 7 | .000 | 0 | 0 | 0 | 0 | 0 |
| TOTAL | 2.43 | 6-1 | 60 | 0 | 0 | 0/4 | 0 | 55.2 | 41 | 21 | 15 | 23 | 58 | 8 | 0 | 3 | 234 | .204 | 2 | 2 | 0 | 3 | 5 |

Hassel, Corey

| Year | avg | gp-gs | ab | r | h | 2b | 3b | hr | rbi | tb | slg% | bb | hbp | so | gdp | ob% | sf | sh | sb-att | po | a | e | fld% |
|-------|------|--------|-----|----|----|----|----|----|-----|-----|------|----|-----|----|-----|------|----|----|--------|-----|---|---|-------|
| 2013 | .263 | 33-3 | 19 | 6 | 5 | 0 | 0 | 0 | 3 | 5 | .263 | 6 | 0 | 5 | 0 | .407 | 2 | 1 | 1-1 | 10 | 0 | 1 | .909 |
| 2014 | .172 | 53-4 | 29 | 2 | 5 | 1 | 0 | 0 | 5 | 6 | .207 | 6 | 2 | 10 | 0 | .342 | 1 | 4 | 2-4 | 28 | 1 | 1 | .967 |
| 2015 | .312 | 54-46 | 199 | 27 | 62 | 10 | 1 | 3 | 33 | 83 | .417 | 9 | 4 | 50 | 1 | .352 | 1 | 10 | 13-17 | 78 | 4 | 1 | .988 |
| 2016 | .315 | 21-21 | 73 | 22 | 23 | 8 | 1 | 2 | 13 | 39 | .534 | 12 | 6 | 16 | 1 | .441 | 2 | 4 | 7-11 | 37 | 1 | 0 | 1.000 |
| TOTAL | .297 | 161-74 | 320 | 57 | 95 | 19 | 2 | 5 | 54 | 133 | .416 | 33 | 12 | 81 | 2 | .377 | 6 | 19 | 23-33 | 153 | 6 | 3 | .981 |

| Year | era | w-l | app | qs | cq | sho | sv | ip | h | r | er | bb | so | 2b | 3b | hr | bf | bavq | wp | hbp | bk | sfa | sha |
|-------|------|-----|-----|----|----|-----|----|-----|---|---|----|----|----|----|----|----|----|------|----|-----|----|-----|-----|
| 2014 | 9.00 | 0-0 | 1 | 0 | 0 | 0/0 | 0 | 1.0 | 1 | 1 | 1 | 1 | 1 | 0 | 0 | 0 | 5 | .333 | 0 | 0 | 0 | 1 | 0 |
| 2015 | 1.69 | 1-0 | 3 | 0 | 0 | 0/1 | 0 | 5.1 | 2 | 1 | 1 | 0 | 7 | 1 | 0 | 0 | 19 | .105 | 1 | 0 | 0 | 0 | 0 |
| TOTAL | 2.84 | 1-0 | 4 | 0 | 0 | 0/1 | 0 | 6.1 | 3 | 2 | 2 | 1 | 8 | 1 | 0 | 0 | 24 | .136 | 1 | 0 | 0 | 1 | 0 |

Hatch, Thomas

| Year | avg | gp-gs | ab | r | h | 2b | 3b | hr | rbi | tb | slg% | bb | hbp | so | gdp | ob% | sf | sh | sb-att | po | a | e | fld% |
|-------|------|-------|----|---|---|----|----|----|-----|----|------|----|-----|----|-----|------|----|----|--------|----|----|---|------|
| 2014 | .000 | 0-0 | 0 | 0 | 0 | 0 | 0 | 0 | 0 | 0 | .000 | 0 | 0 | 0 | 0 | .000 | 0 | 0 | 0-0 | 1 | 10 | 1 | .917 |
| 2016 | .000 | 0-0 | 0 | 0 | 0 | 0 | 0 | 0 | 0 | 0 | .000 | 0 | 0 | 0 | 0 | .000 | 0 | 0 | 0-0 | 2 | 8 | 1 | .909 |
| TOTAL | .000 | 0-0 | 0 | 0 | 0 | 0 | 0 | 0 | 0 | 0 | .000 | 0 | 0 | 0 | 0 | .000 | 0 | 0 | 0-0 | 3 | 18 | 2 | .913 |

| Year | era | w-l | app | qs | cq | sho | sv | ip | h | r | er | bb | so | 2b | 3b | hr | bf | bavq | wp | hbp | bk | sfa | sha |
|-------|------|-----|-----|----|----|-----|----|------|----|----|----|----|----|----|----|----|-----|------|----|-----|----|-----|-----|
| 2014 | 5.28 | 2-2 | 13 | 9 | 0 | 0/1 | 0 | 46.0 | 50 | 33 | 27 | 19 | 36 | 10 | 3 | 1 | 209 | .286 | 5 | 2 | 0 | 4 | 9 |
| 2016 | 2.03 | 1-0 | 5 | 5 | 0 | 0/1 | 0 | 31.0 | 32 | 8 | 7 | 7 | 20 | 1 | 0 | 0 | 130 | .276 | 0 | 2 | 0 | 1 | 3 |
| TOTAL | 3.97 | 3-2 | 18 | 14 | 0 | 0/2 | 0 | 77.0 | 82 | 41 | 34 | 26 | 56 | 11 | 3 | 1 | 339 | .282 | 5 | 4 | 0 | 5 | 12 |

Littell, Jon

| Year | avg | gp-gs | ab | r | h | 2b | 3b | hr | rbi | tb | slg% | bb | hbp | so | gdp | ob% | sf | sh | sb-att | po | a | e | fld% |
|-------|------|-------|-----|----|----|----|----|----|-----|----|------|----|-----|----|-----|------|----|----|--------|----|---|---|-------|
| 2015 | .226 | 30-23 | 93 | 18 | 21 | 4 | 0 | 0 | 15 | 25 | .269 | 8 | 1 | 23 | 1 | .286 | 3 | 0 | 2-3 | 47 | 0 | 1 | .979 |
| 2016 | .269 | 19-18 | 67 | 11 | 18 | 3 | 0 | 1 | 10 | 24 | .358 | 9 | 0 | 16 | 1 | .355 | 0 | 3 | 1-3 | 29 | 1 | 0 | 1.000 |
| TOTAL | .244 | 49-41 | 160 | 29 | 39 | 7 | 0 | 1 | 25 | 49 | .306 | 17 | 1 | 39 | 2 | .315 | 3 | 3 | 3-6 | 76 | 1 | 1 | .987 |

McCain, Garrett

| Year | avg | gp-gs | ab | r | h | 2b | 3b | hr | rbi | tb | slg% | bb | hbp | so | gdp | ob% | sf | sh | sb-att | po | a | e | fld% |
|-------|------|-------|-----|----|----|----|----|----|-----|----|------|----|-----|----|-----|------|----|----|--------|----|---|---|-------|
| 2015 | .319 | 30-18 | 72 | 18 | 23 | 3 | 1 | 0 | 13 | 28 | .389 | 11 | 9 | 17 | 0 | .467 | 0 | 4 | 7-7 | 5 | 0 | 0 | 1.000 |
| 2016 | .204 | 16-16 | 54 | 12 | 11 | 2 | 0 | 0 | 5 | 13 | .241 | 10 | 3 | 10 | 1 | .358 | 0 | 3 | 9-11 | 38 | 0 | 0 | 1.000 |
| TOTAL | .270 | 46-34 | 126 | 30 | 34 | 5 | 1 | 0 | 18 | 41 | .325 | 21 | 12 | 27 | 1 | .421 | 0 | 7 | 16-18 | 43 | 0 | 0 | 1.000 |

Mertz, Michael

| Year | avg | gp-gs | ab | r | h | 2b | 3b | hr | rbi | tb | slg% | bb | hbp | so | gdp | ob% | sf | sh | sb-att | po | a | e | fld% |
|-------|------|-------|----|---|---|----|----|----|-----|----|------|----|-----|----|-----|------|----|----|--------|----|---|---|-------|
| 2015 | .000 | 0-0 | 0 | 0 | 0 | 0 | 0 | 0 | 0 | 0 | .000 | 0 | 0 | 0 | 0 | .000 | 0 | 0 | 0-0 | 0 | 1 | 0 | 1.000 |
| TOTAL | .000 | 0-0 | 0 | 0 | 0 | 0 | 0 | 0 | 0 | 0 | .000 | 0 | 0 | 0 | 0 | .000 | 0 | 0 | 0-0 | 0 | 1 | 0 | 1.000 |

| Year | era | w-l | app | qs | cq | sho | sv | ip | h | r | er | bb | so | 2b | 3b | hr | bf | bavq | wp | hbp | bk | sfa | sha |
|-------|------|-----|-----|----|----|-----|----|------|----|----|----|----|----|----|----|----|-----|------|----|-----|----|-----|-----|
| 2015 | 2.45 | 0-0 | 3 | 0 | 0 | 0/0 | 0 | 3.2 | 2 | 1 | 1 | 2 | 4 | 0 | 0 | 0 | 16 | .143 | 1 | 0 | 0 | 0 | 0 |
| 2016 | 3.92 | 1-1 | 7 | 3 | 0 | 0/2 | 1 | 20.2 | 18 | 9 | 9 | 15 | 20 | 2 | 0 | 0 | 96 | .234 | 3 | 4 | 0 | 0 | 0 |
| TOTAL | 3.70 | 1-1 | 10 | 3 | 0 | 0/2 | 1 | 24.1 | 20 | 10 | 10 | 17 | 24 | 2 | 0 | 0 | 112 | .220 | 4 | 4 | 0 | 0 | 0 |



PLAYER CAREER STATISTICS

Petrino, David

| Year | avg | gp-gs | ab | r | h | 2b | 3b | hr | rbi | tb | slg% | bb | hbp | so | gdp | ob% | sf | sh | sb-att | po | a | e | fld% |
|-------|------|-------|----|----|----|----|----|----|-----|----|------|----|-----|----|-----|------|----|----|--------|----|----|---|-------|
| 2015 | .257 | 38-13 | 70 | 14 | 18 | 2 | 1 | 0 | 9 | 22 | .314 | 5 | 6 | 15 | 3 | .358 | 0 | 0 | 2-2 | 9 | 20 | 4 | .879 |
| 2016 | .056 | 8-5 | 18 | 3 | 1 | 1 | 0 | 0 | 2 | 2 | .111 | 2 | 1 | 2 | 0 | .182 | 1 | 0 | 0-0 | 6 | 7 | 0 | 1.000 |
| TOTAL | .216 | 46-18 | 88 | 17 | 19 | 3 | 1 | 0 | 11 | 24 | .273 | 7 | 7 | 17 | 3 | .320 | 1 | 0 | 2-2 | 15 | 27 | 4 | .913 |

Reed, Remy

| Year | avg | gp-gs | ab | r | h | 2b | 3b | hr | rbi | tb | slg% | bb | hbp | so | gdp | ob% | sf | sh | sb-att | po | a | e | fld% |
|-------|------|-------|----|---|---|----|----|----|-----|----|------|----|-----|----|-----|------|----|----|--------|----|----|---|------|
| 2015 | .000 | 0-0 | 0 | 0 | 0 | 0 | 0 | 0 | 0 | 0 | .000 | 0 | 0 | 0 | 0 | .000 | 0 | 0 | 0-0 | 5 | 12 | 1 | .944 |
| TOTAL | .000 | 0-0 | 0 | 0 | 0 | 0 | 0 | 0 | 0 | 0 | .000 | 0 | 0 | 0 | 0 | .000 | 0 | 0 | 0-0 | 5 | 12 | 1 | .944 |

| Year | era | w-l | app | gs | cq | sho | sv | ip | h | r | er | bb | so | 2b | 3b | hr | bf | bavg | wp | hbp | bk | sfa | sha |
|-------|------|-----|-----|----|----|-----|----|------|----|----|----|----|----|----|----|----|-----|------|----|-----|----|-----|-----|
| 2015 | 1.57 | 3-2 | 23 | 5 | 0 | 0/1 | 0 | 46.0 | 40 | 14 | 8 | 13 | 30 | 4 | 0 | 3 | 189 | .247 | 1 | 2 | 0 | 3 | 9 |
| 2016 | 3.31 | 2-1 | 9 | 0 | 0 | 0/1 | 1 | 16.1 | 10 | 6 | 6 | 7 | 20 | 3 | 1 | 0 | 67 | .179 | 1 | 2 | 0 | 0 | 2 |
| TOTAL | 2.02 | 5-3 | 32 | 5 | 0 | 0/2 | 1 | 62.1 | 50 | 20 | 14 | 20 | 50 | 7 | 1 | 3 | 256 | .229 | 2 | 4 | 0 | 3 | 11 |

Rosa, Andrew

| Year | avg | gp-gs | ab | r | h | 2b | 3b | hr | rbi | tb | slg% | bb | hbp | so | gdp | ob% | sf | sh | sb-att | po | a | e | fld% |
|-------|------|-------|----|----|----|----|----|----|-----|----|------|----|-----|----|-----|------|----|----|--------|----|----|---|-------|
| 2014 | .243 | 21-9 | 37 | 9 | 9 | 1 | 0 | 1 | 6 | 13 | .351 | 6 | 0 | 11 | 0 | .349 | 0 | 1 | 2-2 | 7 | 18 | 2 | .926 |
| 2015 | .333 | 9-0 | 9 | 2 | 3 | 1 | 0 | 1 | 2 | 7 | .778 | 2 | 0 | 2 | 0 | .455 | 0 | 0 | 0-0 | 1 | 2 | 1 | .750 |
| 2016 | .200 | 14-10 | 35 | 8 | 7 | 1 | 0 | 0 | 4 | 8 | .229 | 7 | 3 | 10 | 1 | .378 | 0 | 1 | 1-2 | 5 | 1 | 0 | 1.000 |
| TOTAL | .235 | 44-19 | 81 | 19 | 19 | 3 | 0 | 2 | 12 | 28 | .346 | 15 | 3 | 23 | 1 | .374 | 0 | 2 | 3-4 | 13 | 21 | 3 | .919 |

Sluder, Ryan

| Year | avg | gp-gs | ab | r | h | 2b | 3b | hr | rbi | tb | slg% | bb | hbp | so | gdp | ob% | sf | sh | sb-att | po | a | e | fld% |
|-------|------|-------|-----|----|----|----|----|----|-----|-----|------|----|-----|----|-----|------|----|----|--------|-----|---|---|-------|
| 2014 | .284 | 35-14 | 67 | 11 | 19 | 1 | 0 | 0 | 7 | 20 | .299 | 8 | 0 | 10 | 0 | .360 | 0 | 2 | 1-3 | 26 | 1 | 1 | .964 |
| 2015 | .309 | 50-44 | 162 | 36 | 50 | 14 | 0 | 6 | 22 | 82 | .506 | 23 | 2 | 34 | 0 | .401 | 0 | 7 | 5-7 | 66 | 0 | 0 | 1.000 |
| 2016 | .143 | 10-8 | 28 | 4 | 4 | 0 | 0 | 2 | 3 | 10 | .357 | 5 | 0 | 9 | 1 | .273 | 0 | 1 | 0-0 | 10 | 0 | 0 | 1.000 |
| TOTAL | .284 | 95-66 | 257 | 51 | 73 | 15 | 0 | 8 | 32 | 112 | .436 | 36 | 2 | 53 | 1 | .376 | 0 | 10 | 6-10 | 102 | 1 | 1 | .990 |

Walton, Donnie

| Year | avg | gp-gs | ab | r | h | 2b | 3b | hr | rbi | tb | slg% | bb | hbp | so | gdp | ob% | sf | sh | sb-att | po | a | e | fld% |
|-------|------|---------|-----|-----|-----|----|----|----|-----|-----|------|-----|-----|-----|-----|------|----|----|--------|-----|-----|----|------|
| 2013 | .287 | 55-54 | 188 | 27 | 54 | 8 | 1 | 1 | 27 | 67 | .356 | 25 | 2 | 30 | 4 | .372 | 3 | 18 | 7-10 | 75 | 172 | 6 | .976 |
| 2014 | .310 | 66-66 | 252 | 45 | 78 | 15 | 0 | 3 | 36 | 102 | .405 | 38 | 5 | 36 | 7 | .407 | 2 | 22 | 7-10 | 88 | 198 | 17 | .944 |
| 2015 | .326 | 39-36 | 135 | 26 | 44 | 7 | 1 | 4 | 29 | 65 | .481 | 22 | 2 | 23 | 2 | .410 | 7 | 12 | 3-3 | 54 | 119 | 10 | .945 |
| 2016 | .338 | 21-21 | 74 | 19 | 25 | 5 | 1 | 1 | 14 | 35 | .473 | 15 | 6 | 12 | 0 | .479 | 1 | 2 | 7-9 | 23 | 53 | 4 | .950 |
| TOTAL | .310 | 181-177 | 649 | 117 | 201 | 35 | 3 | 9 | 106 | 269 | .414 | 100 | 15 | 101 | 13 | .407 | 13 | 54 | 24-32 | 240 | 542 | 37 | .955 |

Williams, Dustin

| Year | avg | gp-gs | ab | r | h | 2b | 3b | hr | rbi | tb | slg% | bb | hbp | so | gdp | ob% | sf | sh | sb-att | po | a | e | fld% |
|-------|------|--------|-----|----|----|----|----|----|-----|-----|------|----|-----|-----|-----|------|----|----|--------|-----|----|---|-------|
| 2014 | .216 | 45-23 | 102 | 20 | 22 | 1 | 4 | 3 | 21 | 40 | .392 | 25 | 0 | 31 | 0 | .367 | 1 | 0 | 2-2 | 99 | 1 | 0 | 1.000 |
| 2015 | .276 | 57-53 | 192 | 37 | 53 | 11 | 4 | 6 | 38 | 90 | .469 | 37 | 1 | 59 | 3 | .396 | 0 | 2 | 5-6 | 496 | 44 | 3 | .994 |
| 2016 | .266 | 21-21 | 79 | 14 | 21 | 3 | 1 | 7 | 22 | 47 | .595 | 10 | 0 | 28 | 0 | .341 | 2 | 0 | 1-1 | 186 | 10 | 4 | .980 |
| TOTAL | .257 | 123-97 | 373 | 71 | 96 | 15 | 9 | 16 | 81 | 177 | .475 | 72 | 1 | 118 | 3 | .376 | 3 | 2 | 8-9 | 781 | 55 | 7 | .992 |

Williams, Garrett

| Year | avg | gp-gs | ab | r | h | 2b | 3b | hr | rbi | tb | slg% | bb | hbp | so | gdp | ob% | sf | sh | sb-att | po | a | e | fld% |
|-------|------|-------|----|---|---|----|----|----|-----|----|------|----|-----|----|-----|------|----|----|--------|----|----|---|-------|
| 2014 | .222 | 16-3 | 18 | 3 | 4 | 0 | 0 | 1 | 7 | 7 | .389 | 7 | 0 | 9 | 0 | .407 | 2 | 0 | 0-0 | 1 | 10 | 1 | .917 |
| 2015 | .000 | 0-0 | 0 | 0 | 0 | 0 | 0 | 0 | 0 | 0 | .000 | 0 | 0 | 0 | 0 | .000 | 0 | 0 | 0-0 | 1 | 3 | 0 | 1.000 |
| TOTAL | .222 | 16-3 | 18 | 3 | 4 | 0 | 0 | 1 | 7 | 7 | .389 | 7 | 0 | 9 | 0 | .407 | 2 | 0 | 0-0 | 2 | 13 | 1 | .938 |

| Year | era | w-l | app | gs | cq | sho | sv | ip | h | r | er | bb | so | 2b | 3b | hr | bf | bavg | wp | hbp | bk | sfa | sha |
|-------|------|-----|-----|----|----|-----|----|------|----|----|----|----|----|----|----|----|-----|------|----|-----|----|-----|-----|
| 2014 | 5.40 | 4-1 | 18 | 7 | 0 | 0/2 | 2 | 41.2 | 39 | 34 | 25 | 31 | 50 | 3 | 0 | 2 | 200 | .250 | 4 | 8 | 1 | 1 | 4 |
| 2015 | 4.91 | 1-0 | 18 | 2 | 0 | 0/2 | 0 | 18.1 | 8 | 10 | 10 | 19 | 25 | 2 | 0 | 1 | 81 | .131 | 1 | 0 | 1 | 0 | 1 |
| TOTAL | 5.25 | 5-1 | 36 | 9 | 0 | 0/4 | 2 | 60.0 | 47 | 44 | 35 | 50 | 75 | 5 | 0 | 3 | 281 | .217 | 5 | 8 | 2 | 1 | 5 |



The Last Time...

A Cowboy Hitter Had...

| | |
|-----------------------------|---|
| 8+ At Bats in a Game: | Gage Green & Corey Hassel (8) vs. Texas, April 3, 2015 |
| 5+ Hits in a Game: | Tanner Krietermeier (5) vs. West Virginia, April 12, 2014 |
| 6 Runs in a Game: | Gage Green (tied school record) vs. Alcorn State, March 11, 2015 |
| 5 Runs in a Game: | Dean Green vs. Alabama A&M, March 23, 2010 (Game 2) |
| 3 Doubles in a Game: | Donnie Walton vs. Oakland, Feb. 22, 2014 (Game 1) |
| 2 Triples in a Game: | Dane Phillips vs. Arkansas-Pine Bluff, March 22, 2011 |
| A Grand Slam: | Dustin Williams vs. North Carolina, Feb. 27, 2016 |
| A Pinch-Hit Home Run: | Andrew Rosa vs. Texas Tech, April 5, 2014 |
| Hit For the Cycle: | Zach Johnson vs. Kansas State, April 29, 2011 |
| 10 RBI in a Game: | Jason Heath vs. Kansas State, April 24, 1993 |
| 9 RBI in a Game: | Robbie Rea vs. Alabama A&M, March 10, 2012 (Game 1) |
| 8 RBI in a Game: | Adam Carr vs. Kansas, May 22, 2005 |
| 7 RBI in a Game: | Kevin David vs. Arkansas-Pine Bluff, April 14, 2009 (Game 2) |
| 6 RBI in a Game: | Zach Fish vs. Oklahoma, May 21, 2014 |
| 5 RBI in a Game: | Dustin Williams vs. North Carolina, Feb. 27, 2016 |
| 10+ Total Bases: | Robbie Rea (16 - tied Big 12 record) vs. Alabama A&M, March 10, 2012 (Game 1) |
| 5 Walks in a Game: | Corey Brown vs. Texas Tech, May 11, 2007 |
| 4 Walks in a Game: | Dustin Williams vs. Michigan, May 15, 2015 |
| 4 Strikeouts in a Game: | Collin Theroux vs. Wichita State, March 22, 2016* |
| Stole Home: | Gage Green vs. Alcorn State, March 11, 2015 |
| 4 Stolen Bases in a Game: | Garrett McCain vs. Incarnate Word, March 1, 2016 |
| 3 Stolen Bases in a Game: | Gage Green vs. Southeastern Oklahoma State, March 20, 2013 |
| 3 HRs in a Game: | Robbie Rea vs. Alabama A&M, March 10, 2012 (Game 1) |
| 2 HRs in a Game: | Dustin Williams vs. Abilene Christian, March 12, 2016 |
| HRs in Consecutive At Bats: | Dustin Williams vs. Abilene Christian, (2nd & 3rd inning), March 12, 2016 |
| Inside-the-Park Home Run: | Kevin Bradley vs. Alcorn State, March 11, 2015 |
| 2 Hits in an Inning: | Tim Arakawa vs. Oklahoma, (1st inn.), April 7, 2015 |
| 3 Hits in an Inning: | Toby Rhodes vs. Grambling, Feb. 11, 2000 (Tied for NCAA Record) |
| 3 HBP in a Game: | Rafael Thomas vs. Western Illinois, March 18, 2009 (Game 2) |
| Led Off Game with HR: | Devin Shines vs. Texas Tech, May 21, 2011 |
| Walk-Off Home Run: | Ryan Sluder vs. Dallas Baptist, April 21, 2015 |

A Cowboy Pitcher Had...

| | |
|---|--|
| A Complete Game: | Michael Freeman vs. Kansas State, May 21, 2015 |
| A Complete Game (7 Innings): | Jason Hursh vs. NJIT, Feb. 23, 2013 (Game 1 - run-rule) |
| A Complete Game by a Freshman: | Matt Smith vs. Baylor, April 18, 1998 |
| Four-Straight Complete Games: | Spencer Grogan vs. Kansas State 4/25; Kansas 4/17; Baylor 4/11; Texas A&M 4/3, 2004 |
| Consecutive Complete Games: | Michael Freeman vs. TCU, March 22, 2015; vs. Kansas State, March 29, 2015 |
| Consecutive Complete Games (7 Innings): | Matt Smith at Baylor (9), April 18, 1998; vs. Nebraska (7), April 24, 1998 |
| A Shutout: | Jon Perrin vs. Kansas State, May 9, 2014 |
| A Shutout (7 Innings): | Frank Bludau vs. Kansas, March 19, 2000 |
| Consecutive Shutouts: | Andrew Heaney vs. Alabama A&M, March 9, 2012; vs. Houston, March 16, 2012 |
| A Combined Shutout: | Michael Mertz (7.0), Remey Reed (1.0) and Tyler Buffett (1.0) vs. Wichita State, March 22, 2016* |
| A Combined Shutout (7 Innings): | Andrew Oliver (5), Brandon Adams (0.1), Justin Friend (1.2) vs. Texas Tech, May 13, 2007 |
| A Shutout by a Freshman: | Matt Smith vs. Nebraska, April 24, 1998 |
| Hit Four Batters in a Game: | Matt Gardner vs. La Salle, Feb. 16, 2007 |
| A Three-Pitch Inning: | Rick Rivas (5th inn.) vs. Dallas Baptist, April 11, 2006 |
| Had 10+ Strikeouts in a Game: | Trey Cobb (13) vs. Michigan, March 19, 2016 |
| A 1-Hit Game: | Matt Smith vs. Nebraska, April 24, 1998 |
| A No-Hitter: | Bob Richardson vs. Houston, March 26, 1968 |
| A No-Hitter (7 Innings): | Joe Giordanella vs. Oklahoma, April 1, 1985 |
| A Combined No-Hitter: | Jason Bell (5.2), Brent Nichols (1.1), Rob Gaiko (1), Marcus Cuper (1) vs. Missouri Southern, March 16, 1993 |



The Last Time...

Oklahoma State (The Team)...

| | |
|---------------------------------------|--|
| Scored 30+ Runs: | 30 vs. Western Illinois, March 18, 2009 (Game 1) |
| Scored 20+ Runs: | 24 vs. Oklahoma, April 7, 2015 |
| Scored 10+ Runs in an Inning: | 12 (6th inn.) vs. Alabama A&M, March 23, 2010 (Game 2) |
| Had 20+ Hits: | 20 vs. Oklahoma, April 7, 2015 |
| Had 7+ Doubles: | 10 vs. Minnesota, March 6, 2011 |
| Did Not Strikeout: | vs. Kansas, May 2, 2010 |
| Had 4+ Triples: | 4 vs. Arkansas-Pine Bluff, March 23, 2011 |
| Had 10+ HRs: | 11 vs. Chicago State, Feb. 24, 1999 |
| Had 8 HRs: | 8 vs. Kansas, April 15, 2006 |
| <i>Had 10+ Walks:</i> | <i>11 vs. Michigan, March 19, 2016</i> |
| Had 10+ Stolen Bases: | 11 vs. Wichita State, April 27, 1956 |
| <i>Allowed Less Than Three Hits:</i> | <i>2 vs. Wichita State, March 22, 2016</i> |
| <i>Was Shut Out:</i> | <i>vs. Indiana State, March 6, 2016</i> |
| <i>Was Shut Out at Home:</i> | <i>vs. Indiana State, March 6, 2016</i> |
| Was Shut Out on the Road: | at Texas, April 25, 2014 |
| Had Back-to-Back Homers: | Conor Costello/Kevin Bradley (5th inn.) vs. Alcorn State, March 11, 2015 |
| Had Three Consecutive Homers: | Ty Wright/Shelby Ford/Tyler Mach vs. Western Illinois, Feb. 24, 2006 |
| <i>Struck Out 15+ Times:</i> | <i>16 vs. Missouri State, March 8, 2016</i> |
| Turned a Triple Play: | vs. Cal State Fullerton, May 31, 2014 |
| <i>Was Held to 2 or Less Hits:</i> | <i>2 vs. Michigan, March 19, 2016</i> |
| <i>Committed 4+ Errors in a Game:</i> | <i>4 vs. Abilene Christian, March 14, 2016</i> |
| Won Both Games of a Doubleheader: | vs. Nebraska, April 27, 2013 |
| Lost Both Games of a Doubleheader: | vs. Texas, April 14, 2012 |

An Opponent...

| | |
|-------------------------------|---|
| Threw a No-Hitter: | Nick Schmidt (6), Brian McLelland (1) and Devin Collis (2), Arkansas, Feb. 11, 2006 |
| Threw a One-Hitter: | B.R. Cook, Oregon State, Feb. 18, 1999 |
| Hit 3 HRs: | Charlie Llewellyn, Texas-Arlington, March 10, 1993 |
| Hit 2 HRs: | Adam Kirsch, Texas Tech, April 5, 2014 |
| Had Back-to-Back HRs: | Ryan McBroom/Brady Wilson (6th inn.), West Virginia, May 25, 2013 |
| Hit a Grand-Slam: | Audie Afenir (3rd inn.), Oral Roberts, April 16, 2015 |
| Had 5+ Hits in a Game: | Kyle Giusti (5), Abilene Christian, March 13, 2014 |
| Had 6+ RBI in a Game: | Audie Afenir (6), Oral Roberts, April 16, 2015 |
| Scored 10+ Runs in an Inning: | UCLA (10 in the 6th inn.), May 26, 1997 |
| Had a Pinch-Hit Home Run: | Daniel Mengden, Texas A&M, May 19, 2012 |
| Pitched a Complete Game: | Andrew Morales, UC Irvine, June 7, 2014 |
| Had 10+ Strikeouts in a Game: | Chad Donato (10), West Virginia, May 20, 2015 |

italics — occurred during 2016 season

* — most recent occurrence in 2016