



2016 OKLAHOMA STATE COWBOY BASEBALL

Wade McWhorter • Coordinator, Media Relations • (405) 744-7853 (o) or 612-5240 (c) • wade.mcwhorter@okstate.edu
Oklahoma State Athletics Media Relations • 220 Athletics Center, Stillwater, OK 74078 • www.okstate.com

2016 SCHEDULE

Feb. 19	at UT Arlington%	L, 2-3
Feb. 20	vs. Stephen F. Austin%	W, 8-2
Feb. 20	at UT Arlington%	W, 5-3
Feb. 21	vs. Stephen F. Austin%	L, 4-5 (10)
Feb. 26	at #10 North Carolina	L, 1-2
Feb. 27	at #10 North Carolina	L, 6-7 (10)
Feb. 28	at #10 North Carolina	L, 3-4
March 1	Incarnate Word	4 p.m.
March 2	Incarnate Word	4 p.m.
March 4	Indiana State	4 p.m.
March 5	Indiana State	2 p.m.
March 6	Indiana State	1 p.m.
March 8	at Missouri State	3 p.m.
March 11	Abilene Christian	4 p.m.
March 12	Abilene Christian	2 p.m.
March 13	Abilene Christian	1 p.m.
March 15	at Dallas Baptist	6:30 p.m.
March 18	Michigan	4 p.m.
March 19	Michigan	2 p.m.
March 20	Michigan	1 p.m.
March 22	at Wichita State	6:30 p.m.
March 24	at Kansas State*	6:05 p.m.
March 25	at Kansas State*	6:35 p.m.
March 26	at Kansas State*	1:05 p.m.
March 29	Arkansas	6 p.m.
April 1	at West Virginia*	5:30 p.m.
April 2	at West Virginia*	3 p.m.
April 3	at West Virginia*	Noon
April 8	Texas Tech*	6 p.m.
April 9	Texas Tech*	3 p.m.
April 10	Texas Tech*	1 p.m.
April 12	Oral Roberts	6 p.m.
April 15	at Baylor*	6:30 p.m.
April 16	at Baylor*	3 p.m.
April 17	at Baylor*	1 p.m.
April 19	at Oklahoma	6 p.m.
April 22	TCU*	6 p.m.
April 23	TCU*	4 p.m.
April 24	TCU*	1 p.m.
April 26	at Arkansas	6:35 p.m.
April 27	Little Rock	6 p.m.
April 29	at Texas*	7 p.m.
April 30	at Texas*	3:30 p.m.
May 1	at Texas*	1:30 p.m.
May 6	Prairie View A&M	6 p.m.
May 7	Prairie View A&M	3 p.m.
May 8	Prairie View A&M	1 p.m.
May 10	Dallas Baptist	6 p.m.
May 13	Oklahoma* (OKC)	6:30 p.m.
May 14	Oklahoma* (Tulsa)	7:30 p.m.
May 15	Oklahoma* (Tulsa)	2 p.m.
May 17	at Oral Roberts	6:30 p.m.
May 19	Kansas*	6:30 p.m.
May 20	Kansas*	6 p.m.
May 21	Kansas*	3 p.m.
May 25-29	Big 12 Baseball Championship#	
June 3-6	NCAA Regionals\$	
June 5-8	NCAA Super Regionals\$	
June 14-25	College World Series!	

Bold italics indicates home game • All Times Central

* — Big 12 Conference game

% — Clay Gould Classic • Arlington, Texas

— Chickasaw Bricktown Ballpark • Oklahoma City

\$ — Campus Sites

! — TD Ameritrade Park • Omaha, Neb.



#22 Oklahoma State (2-5) vs. Incarnate Word (3-4)

Allie P. Reynolds Stadium (4,000)
Stillwater, Okla.

Tues., March 1: 4:00 p.m.

Wed., March 2: 4:00 p.m.



Oklahoma State

Oklahoma State opens its 2016 home schedule this week with five games at Allie P. Reynolds Stadium, beginning with a pair of midweek contests against Incarnate Word. The 22nd-ranked Cowboys are 2-5 on the season, with each of those losses coming by one run, and are looking to snap a four-game losing streak. OSU hosts UIW Tuesday and Wednesday, with each game starting at 4 p.m.; admission is free to both games.

Led by Donnie Walton and his .423 batting average, the Cowboys are hitting a collective .239 while the pitching staff owns a 3.23 ERA.

OSU is 3-0 in season home openers under head coach Josh Holliday, and the Cowboys are 31-3 all-time in season home openers at Reynolds Stadium (only losses in 1984, 2000 and 2004).

The Cowboys are coming off a 38-20 season in which they made their third consecutive NCAA Regional appearance, and expectations are again high. OSU was ranked in the top 10 nationally in four different preseason polls and returns seven starters from 2015, including All-Big 12 Conference performers Donnie Walton, Ryan Sluder and Corey Hassel.

The 2016 season will mark OSU's fourth under Holliday, who compiled a 127-57 record in his first three seasons at his alma mater.

About The Cardinals

Incarnate Word is 3-4 on the season and comes to Stillwater on a two-game losing streak. The Cardinals are hitting .237 as a team, while their pitching staff sports a 5.00 ERA.

Expected to start on the mound for UIW are:

Tuesday - LHP Austin Preiss (0-0, 4.76)

Wednesday - RHP John Shull (0-0, 3.00)

Oklahoma State won its only previous meeting with Incarnate Word, which came in the 2014 season opener at the UTA/Hilton Invitational in Arlington, Texas. The Cowboys were 10-5 victors in that game.

Watch, Listen, Follow

The Incarnate Word series will stream free online on YouTube, with links available at www.okstate.com/live.

All OSU baseball games are carried live by Stillwater Radio and air on KSPI 93.7 FM or 780 AM. Rex Holt, who is in his 34th season on the air with Cowboy baseball, will call the action, with Matt "Chief" Davis providing color commentary. Radio broadcasts are also available online at www.okstate.com, with links available under the Schedule tab on the baseball home page.

Live stats for all games can also be found at okstate.com, with links available under the Schedule tab on the baseball home page. Additionally, fans can follow the official OSU Baseball Twitter account, @OSUBaseball, for in-game updates.

OSU PROBABLE STARTERS

Position Players			2016 Statistics				Noteworthy
Pos.	No.	Player	GP-GS	Avg.	HR	RBI	
C	16	Collin Theroux	5-5	.118	0	0	Second on team with four walks
1B	22	Dustin Williams	7-7	.231	2	10	Collected six RBIs in UNC series
2B	4	Jacob Chappell	7-6	.222	0	1	2015 Big 12 All-Freshman Team
SS	5	Donnie Walton	7-7	.423	1	3	All-Big 12 First Team in 2014 & 2015
3B	7	Garrett Bengel	7-6	.261	1	2	Has reached base safely in all seven games
RF	28	Corey Hassel	7-4	.296	0	1	Six-game hitting streak
CF	8	Ryan Sluder	7-6	.091	0	0	2015 All-Big 12 Second Team performer
LF	13	Jon Littell	5-5	.348	0	3	Three multi-hit games
DH	24	Conor Costello	7-6	.250	0	7	Second on team in RBIs
or	3	Garrett McCain	3-3	.182	0	0	.467 on-base percentage in 2015

Starting Pitchers

R/L	No.	Player	W-L	ERA	Last Appearance	W-L	IP	H	R	ER	BB	SO
R	32	Ben Leeper	0-0	3.38	2/20 vs. SFA	ND	2.2	1	1	1	1	3
R	46	Joe Lienhard	0-0	0.00	2/27 vs. North Carolina	ND	1.0	1	0	0	0	1



2016 COWBOY BASEBALL ROSTER

NUMERICAL ROSTER

No.	Name	Pos.	B/T	Ht.	Wt.	Class	Hometown (High School/Previous School)
1	Alex Shaver	OF	L/L	5-11	189	Fr.	Sugarland, Texas (George Ranch HS)
2	J.R. Davis	INF	R/R	5-9	187	Jr.	Vallejo, Calif. (St. Patrick-St. Vincent HS/Contra Costa CC)
3	Garrett McCain	OF	R/L	6-0	186	So.	Wylie, Texas (Wylie East HS)
4	Jacob Chappell	INF	R/R	6-0	164	So.	Guthrie, Okla. (Guthrie HS)
5	Donnie Walton	INF	S/R	5-10	184	Sr.	Tulsa, Okla. (Bishop Kelley HS)
6	David Petrino	INF	R/R	5-10	198	Sr.	Springdale, Ark. (Shiloh Christian/Central Arizona CC)
7	Garrett Benge	INF	L/R	5-11	200	So.	Yukon, Okla. (Yukon HS/Cowley County CC)
8	Ryan Sluder	OF	R/R	6-2	197	Jr.	Amarillo, Texas (Amarillo HS)
13	Jon Littell	OF	R/R	6-3	205	So.	Stillwater, Okla. (Stillwater HS)
15	Garrett Williams	LHP	L/L	6-1	204	Jr.	Lubbock, Texas (Calvary Baptist HS)
16	Collin Theroux	C	R/R	6-1	223	Jr.	San Mateo, Calif. (Junipero Serra HS/San Joaquin Delta CC)
17	Baylor Rowlett	C	R/R	6-0	198	Fr.	College Station, Texas (College Station HS)
18	Colin Simpson	C	L/R	5-9	227	Fr.	Edmond, Okla. (Memorial HS)
19	Carson Teel	LHP	L/L	6-0	170	R-Fr.	Stillwater, Okla. (Stillwater HS)
22	Dustin Williams	1B	L/R	6-2	229	Jr.	Weatherford, Texas (Weatherford HS)
23	Bryce Verplank	RHP/OF	R/R	6-4	223	Fr.	Flower Mound, Texas (Marcus HS)
24	Conor Costello	RHP/OF	R/R	6-3	211	Sr.	Edmond, Okla. (Santa Fe HS/Arkansas)
25	Trey Cobb	RHP	R/R	6-1	199	Jr.	Broken Arrow, Okla. (Broken Arrow HS)
26	Luke Matheny	RHP	R/R	6-2	199	Fr.	Chesterfield, Mo. (Westminster Christian)
27	Michael Mertz	RHP	R/R	6-2	209	Jr.	Pflugerville, Texas (Pflugerville HS/Cisco College)
28	Corey Hassel	OF/RHP	R/R	5-10	175	Sr.	Stillwater, Okla. (Stillwater HS)
30	Remy Reed	RHP	R/R	6-5	225	Jr.	Frisco, Texas (Frisco HS/Navarro College)
31	Matt Wilson	LHP	L/L	6-5	209	So.	Dallas, Texas (Highland Park HS)
32	Ben Leeper	RHP	R/R	5-11	193	Fr.	Southlake, Texas (Southlake Carroll HS)
33	Mason O'Brien	1B	L/L	6-0	193	So.	Owasso, Okla. (Owasso HS)
34	Jensen Elliott	RHP	R/R	6-6	206	Fr.	Coppell, Texas (Coppell HS)
36	Max Simpson	RHP	R/R	6-3	201	So.	Tulsa, Okla. (Bishop Kelley HS/Hutchinson CC)
37	Tyler Buffett	RHP	R/R	6-2	197	Jr.	Albuquerque, N.M. (Albuquerque Academy)
38	Nick Gallo	INF	R/R	5-10	181	Jr.	West Palm Beach, Fla. (Palm Beach Gardens HS/Palm Beach St. CC)
39	Alex Hackerott	LHP	R/L	6-2	196	Sr.	Sand Springs, Okla. (Charles Page HS)
42	Jake Cowan	RHP	R/R	6-1	201	So.	Mangum, Okla. (Mangum HS/Cowley County CC)
43	Blake Battenfield	RHP	R/R	6-4	210	So.	Claremore, Okla. (Verdigris HS)
44	Andrew Rosa	INF	R/R	6-2	188	So.	Owasso, Okla. (Owasso HS)
45	Thomas Hatch	RHP	R/R	6-1	190	So.	Tulsa, Okla. (Jenks HS)
46	Joe Lienhard	RHP	R/R	6-4	239	Fr.	Wichita, Kan. (Kapaun Mt. Carmel HS)

COACHES

9	Josh Holliday – Head Coach (Fourth Season)
10	Rob Walton – Assistant Coach (Fourth Season)
12	James Vilade – Assistant Coach (First Season)
40	Mark Ginther – Volunteer Assistant Coach (Second Season)
	Heath Holliday – Director of Baseball Operations (First Season)
	Victor Romero – Graduate Manager (Second Season)

ALPHABETICAL ROSTER

No.	Name	Pos.
43	Battenfield, Blake	RHP
7	Benge, Garrett	INF
37	Buffett, Tyler	RHP
4	Chappell, Jacob	INF
25	Cobb, Trey	RHP
24	Costello, Conor	RHP/OF
42	Cowan, Jake	RHP
2	Davis, J.R.	INF
34	Elliott, Jensen	RHP
38	Gallo, Nick	INF
39	Hackerott, Alex	LHP
28	Hassel, Corey	OF/RHP
45	Hatch, Thomas	RHP
32	Leeper, Ben	RHP
46	Lienhard, Joe	RHP
13	Littell, Jon	OF
26	Matheny, Luke	RHP
3	McCain, Garrett	OF
27	Mertz, Michael	RHP
33	O'Brien, Mason	1B
6	Petrino, David	INF
30	Reed, Remy	RHP
44	Rosa, Andrew	INF
17	Rowlett, Baylor	C
1	Shaver, Alex	OF
18	Simpson, Colin	C
36	Simpson, Max	RHP
8	Sluder, Ryan	OF
19	Teel, Carson	LHP
16	Theroux, Collin	C
23	Verplank, Bryce	RHP/OF
5	Walton, Donnie	INF
22	Williams, Dustin	1B
15	Williams, Garrett	LHP
31	Wilson, Matt	LHP

PRONUNCIATION GUIDE

Hackerott	hacker-it
Lienhard	lin-hard
Littell	li-tell
Matheny	ma-thee-knee
Remy Reed	rimmy
Sluder	slew-der
Theroux	th-row
Vilade	rhymes with made

ROSTER BREAKDOWN

BY CLASS

Seniors (5): Costello, Hackerott, Hassel, Petrino, Walton
Juniors (10): Buffett, Cobb, Davis, Gallo, Mertz, Reed, Sluder, Theroux, D. Williams, G. Williams
Sophomores (11): Battenfield, Benge, Chappell, Cowan, Hatch, Littell, McCain, O'Brien, Rosa, M. Simpson, Wilson
Redshirt Freshmen (1): Teel
Freshmen (8): Elliott, Leeper, Lienhard, Matheny, Rowlett, Shaver, C. Simpson, Verplank

BY STATE

Oklahoma (16): Battenfield, Benge, Chappell, Cobb, Costello, Cowan, Hackerott, Hassel, Hatch, Littell, O'Brien, Rosa, C. Simpson, M. Simpson, Teel, Walton
Texas (12): Elliott, Leeper, McCain, Mertz, Reed, Rowlett, Shaver, Sluder, Verplank, D. Williams, G. Williams, Wilson
California (2): Davis, Theroux
Arkansas (1): Petrino
Florida (1): Gallo
Kansas (1): Lienhard
Missouri (1): Matheny
New Mexico (1): Buffett



RADIO/TV CHART



1

Alex Shaver
OF • L/L • 5-11, 189
Fr. • Sugarland, Texas



2

J.R. Davis
INF • R/R • 5-9, 187
Jr. • Vallejo, Calif.




3

Garrett McCain
OF • R/L • 6-0, 186
So. • Wylie, Texas




4

Jacob Chappell
INF • R/R • 6-0, 164
So. • Guthrie, Okla.




5

Donnie Walton
INF • S/R • 5-10, 184
Sr. • Tulsa, Okla.




6

David Petrino
INF • R/R • 5-10, 198
Sr. • Springdale, Ark.




7

Garrett Bengel
INF • L/R • 5-11, 200
So. • Yukon, Okla.



8

Ryan Sluder
OF • R/R • 6-2, 197
Jr. • Amarillo, Texas




13

Jon Littell
OF • R/R • 6-3, 205
So. • Stillwater, Okla.




15

Garrett Williams
LHP • 6-1, 204
Jr. • Lubbock, Texas




16

Collin Theroux
C • R/R • 6-1, 223
Jr. • San Mateo, Calif.




17

Baylor Rowlett
C • R/R • 6-0, 198
Fr. • College Station, Texas




18

Colin Simpson
C • L/R • 5-9, 227
Fr. • Edmond, Okla.




19

Carson Teel
LHP • 6-0, 170
R-Fr. • Stillwater, Okla.



22

Dustin Williams
1B • L/R • 6-2, 229
Jr. • Weatherford, Texas



23

Bryce Verplank
RHP/OF • R/R • 6-4, 223
Fr. • Flower Mound, Texas



24

Conor Costello
RHP/OF • R/R • 6-3, 211
Sr. • Edmond, Okla.




25

Trey Cobb
RHP • 6-1, 199
Jr. • Broken Arrow, Okla.




26

Luke Matheny
RHP • 6-2, 191
Fr. • Chesterfield, Mo.




27

Michael Mertz
RHP • 6-2, 209
Jr. • Pflugerville, Texas




28

Corey Hassel
OF/RHP • R/R • 5-10, 175
Sr. • Stillwater, Okla.




30

Remey Reed
RHP • 6-5, 225
Jr. • Frisco, Texas



31

Matt Wilson
LHP • 6-5, 209
So. • Dallas, Texas



32

Ben Leeper
RHP • 5-11, 193
Fr. • Southlake, Texas



33

Mason O'Brien
1B • L/L • 6-0, 193
So. • Owasso, Okla.



34

Jensen Elliott
RHP • 6-6, 206
Fr. • Coppell, Texas




36

Max Simpson
RHP • 6-3, 201
So. • Tulsa, Okla.




37

Tyler Buffett
RHP • 6-2, 197
Jr. • Albuquerque, N.M.




38

Nick Gallo
INF • R/R • 5-10, 181
Jr. • West Palm Beach, Fla.




39

Alex Hackerott
LHP • 6-2, 196
Sr. • Sand Springs, Okla.



42

Jake Cowan
RHP • 6-1, 201
So. • Mangum, Okla.



43

Blake Battenfield
RHP • 6-4, 210
So. • Claremore, Okla.



44

Andrew Rosa
INF • R/R • 6-2, 188
So. • Owasso, Okla.



45

Thomas Hatch
RHP • 6-1, 190
So. • Tulsa, Okla.



46

Joe Lienhard
RHP • 6-4, 239
Fr. • Wichita, Kan.



9

Josh Holliday
Head Coach
Fourth Season




12

James Vilade
Asst. Coach/Recruiting
First Season




10

Rob Walton
Asst. Coach/Pitching
Fourth Season



40

Mark Ginther
Volunteer Asst. Coach
Second Season



Heath Holliday
Director of Operations
First Season



GAME NOTES



2016 BIG 12 CONFERENCE STANDINGS

	Big 12		Overall	
	W	L	W	L
TCU	0	0	6	1
West Virginia	0	0	5	1
Texas Tech	0	0	6	2
Baylor	0	0	4	3
Texas	0	0	4	3
Kansas State	0	0	4	4
Kansas	0	0	3	4
Oklahoma	0	0	3	5
Oklahoma State	0	0	2	5

This Week's Big 12 Schedule

Tuesday

Central Arkansas at Oklahoma	4 p.m.
Texas at Texas State	6 p.m.
Baylor at Sam Houston State	6:30 p.m.
New Mexico State at Texas Tech	6:30 p.m.
UT Rio Grande Valley at TCU	6:30 p.m.

Wednesday

New Mexico State at Texas Tech	2 p.m.
--------------------------------	--------

Thursday

BYU at Kansas	3 p.m.
California at Texas	6 p.m.
West Virginia at Hawaii	10:30 p.m.

Friday

Arkansas-Pine Bluff at Kansas State	3 p.m.
BYU at Kansas	3 p.m.
California at Texas	6 p.m.
Baylor at Houston	6:30 p.m.
Cal State Fullerton at Texas Tech	6:30 p.m.
Gonzaga at TCU	6:30 p.m.
Oklahoma at USC	8 p.m.
West Virginia at Hawaii	10:30 p.m.

Saturday

BYU at Kansas	11 a.m.
Gonzaga at TCU	2 p.m.
California at Texas	2 p.m.
Arkansas-Pine Bluff at Kansas State	2 p.m.
Cal State Fullerton at Texas Tech	2 p.m.
Baylor at Houston	6:30 p.m.
Oklahoma at UCLA	8 p.m.
West Virginia at Hawaii	10:30 p.m.

Sunday

California at Texas	Noon
Cal State Fullerton at Texas Tech	12:30 p.m.
Gonzaga at TCU	1 p.m.
Arkansas-Pine Bluff at Kansas State	1 p.m.
Oklahoma vs. Mississippi State (Los Angeles)	1 p.m.
Baylor at Houston	1 p.m.
West Virginia at Hawaii	5 p.m.

...

2016 Big 12 Preseason Coaches Poll

1. TCU (3)	6. West Virginia
2. Oklahoma State (3)	7. Kansas
3. Texas (3)	8. Kansas State
4. Oklahoma	9. Baylor
5. Texas Tech	

In The Polls

OSU is ranked as high as No. 22 in this week's national polls, earning that spot from *Baseball America*. The Cowboys are also ranked 24th by Perfect Game and 25th by *D1Baseball.com*. (Neither a *USA Today* coaches or NCBWA poll has been released yet this week).

OSU has been ranked in at least one national poll for 54 consecutive weeks dating back to 2013, when the Cowboys were in the polls for the final 14 weeks of the season. During that time, they have spent 16 weeks in the Top 10 and been ranked as high as No. 3 (by the NCBWA in 2014). They finished the '14 season ranked 10th in each of the final polls, marking the 19th time in program history OSU ended the season in the top 10 in the national polls.

2,500 Club

Oklahoma State is one of just 18 programs in Division I history to reach 2,500 victories and began 2016 with 2,513 all-time wins. Of those achieving that feat, only one has played fewer seasons than OSU's 104 (Florida State with 68).

OSU entered the 2016 season ranked sixth all time in NCAA history with a .665 winning percentage.

The Century Mark

In his third season as head coach at his alma mater, Josh Holliday became the sixth skipper to record 100 career wins at Oklahoma State. Holliday's 100th win came on March 13, 2015, against Grand Canyon in his 143rd game, making him the second-fastest Cowboy boss to reach 100 victories.

Coach	Games to reach 100 wins	Season reached 100 wins
Toby Greene	140	8th
Josh Holliday	143	3rd
Gary Ward	146	3rd
Tom Holliday	147	3rd
Chet Bryan	161	6th
Frank Anderson	162	3rd

Omaha

The Cowboys' coaching staff is no stranger to the College World Series, with Josh Holliday and Rob Walton combining for nine CWS appearances as either a player or coach.

Holliday played on a pair of CWS teams at OSU (1996 & 1999) and has coached in the CWS as an assistant at Georgia Tech (2006), Arizona State (2009) and Vanderbilt (2011).

Walton spent four seasons as a pitcher at OSU from 1983-86, and each of those teams appeared in the CWS.

Baseball In Their Blood

Baseball — and Oklahoma State — is definitely a family affair for Josh Holliday.

Josh's father, Tom, served as an OSU assistant coach for 19 years then took over as the Cowboys' head coach from 1997-2003, leading the program to its last College World Series appearance in 1999 (and coaching Josh in his final three collegiate seasons). Tom has spent four decades as a collegiate coach and was inducted into the Cowboy Baseball Hall of Fame in 2016.

Josh's younger brother, Matt, is an outfielder for the St. Louis Cardinals. In 12 major league seasons, Matt has been named to seven MLB All-Star teams.

Josh's uncle, Dave Holliday, was an OSU assistant coach from 1981-88 and has since held a variety of roles in Major League Baseball, including his current spot as a professional scout for the Atlanta Braves.

Home Sweet Home

Allie P. Reynolds Stadium has been home to Oklahoma State baseball since April 4, 1981, and in those 34 seasons, the Cowboys have been nearly unbeatable on their home field.

OSU is 880-208 (.809) all time at Reynolds Stadium and has lost more than two consecutive games on their home turf only five times (six in a row in 2007; three straight in 2010, 2012, 2013 and 2014).

The Cowboys were 19-8 on their home field in 2015.

On The Road Again and Again and Again and Again and Again and Again and Again and...

As has become commonplace, OSU will open Big 12 Conference play on the road in 2016.

The Cowboys have begun league play at Allie P. Reynolds Stadium only twice since 2003 (in 2005 and 2013), and this season OSU will open at Kansas State.

The trend will continue in the near future as the conference office has set schedules for 2017 and 2018, and in each of those seasons, OSU opens Big 12 action away from Stillwater.

Since 2004 and spanning through 2018, OSU will have opened conference play on the road 13 times and only two times at home. Since Big 12 baseball began play in 1997, the Cowboys will have opened league play on the road 16 times and just six times in Stillwater.

It's Been Awhile

OSU has not lost a three-game Big 12 Conference series at Allie P. Reynolds Stadium since 2012 when it was swept by Texas A&M on the final weekend of the season. Over the last three seasons, the Cowboys have won nine consecutive three-game league series on their home field following a split in a rain-shortened two-game series with Baylor to open league play in 2013. (In 2015 OSU lost its only game vs. West Virginia in Stillwater — the final two games of the series were canceled due to weather).



GAME NOTES



Josh Holliday

Head Coach,
Fourth Season

Josh Holliday returned home to take over the Oklahoma State baseball program when he was named the 15th head coach in program history on June 8, 2012.

Holliday's hire has paid huge and immediate dividends as he has led the OSU program back to national prominence in his first three years at the helm.

Since taking over the reins, Holliday has guided the Cowboys to three-straight NCAA Tournament appearances, the program's first-ever regular season Big 12 Conference championship and its third NCAA Super Regional berth. During Holliday's three-year tenure, the Cowboys have won 127 games, the second-highest win total among Big 12 teams during that span.

The Oklahoma State alumnus and native of Stillwater made an immediate impact in his first season at the helm, leading the Cowboys to a 41-19 record and the finals of the NCAA Louisville Regional.

OSU's 41 wins in 2013 was its most since 2008, and the Cowboys' second-place finish in the Big 12 Conference was also its best in five years.

Under Holliday's direction, the Cowboys won five of their eight Big 12 series, including four in a row to end the season, and OSU had 11 players garner All-Big 12 accolades, its most since 2008.

OSU's second season under Holliday was even better, and he became the first-ever Cowboy skipper to be named the Big 12 Conference Coach of the Year.

In 2014, the Cowboys went 48-18, marking the most wins for the program since 1994. OSU captured the Big 12 regular season crown with an 18-6 mark, then went on to win the NCAA Stillwater Regional championship and advance to the NCAA Louisville Super Regional, its first Super Regional appearance since 2007.

The 2014 season also saw the Cowboys win their final seven Big 12 Conference series and rank in the top 10 nationally in five categories, including home runs, walks, sacrifice bunts and winning percentage.

Further adding to the accolades, 2014 also saw a pair of Cowboys — Brendan McCurry and Zach Fish — earn All-America honors. Fish was named the Big 12 Player of the Year and was one of 11 Cowboys to garner All-Big 12 accolades, which included a school-record six first-team honorees.

Holliday is the first former OSU player to serve as the program's head coach. A four-year letterwinner for the Cowboys from 1996-99, Holliday was a starter on teams that made four NCAA Tournament appearances and reached the College World Series in 1996 and 1999.

For 11 years, Holliday served as an assistant coach at some of the nation's top baseball programs. He started his coaching career at OSU before serving on the staffs at North Carolina State, Georgia Tech, Arizona State and Vanderbilt. He coached seven NCAA Tournament teams and three of those advanced to the College World Series (Georgia Tech in 2006, Arizona State in 2009 and Vanderbilt in 2011).

A four-year letterwinner who played in 256 games, which ranks second all time at OSU, Holliday compiled a career .311 batting average to go along with 53 home runs, 62 doubles and 237 RBIs. He was inducted into the OSU Baseball Hall of Fame in 2003.

Holliday's name is prominent throughout the OSU record book. He is OSU's all-time leader in base on balls with 225 and ranks in the top five on the Cowboys' career lists in games, at bats, runs, hits, doubles, total bases, RBIs and hit by pitches while ranking seventh in homers.

Holliday was a three-time All-Big 12 performer, earning first-team honors in 1998 (at catcher) and 1999 (at third base). He was a second-team selection as a utility player in 1997 and was named the Big Eight Conference Freshman of the Year and a Freshman All-American in 1996.

Holliday Year-By-Year At OSU

	Overall	Big 12
2013	41-19	13-10
2014	48-18	18-6
2015	38-20	14-8
2016	2-5	0-0
Totals	129-62 (.675)	45-24 (.652)

THE JOSH HOLLIDAY FILE

- **1996-99:** Played at Oklahoma State
- **1999-00:** Played in Toronto Blue Jays organization
- **2001-03:** Oklahoma State assistant coach
- **2004:** North Carolina State assistant coach
- **2005-07:** Georgia Tech assistant coach
- **2008-09:** Arizona State assistant coach
- **2010-12:** Vanderbilt assistant coach
- **2013-pres.:** Oklahoma State head coach

Big 12's Best

Oklahoma State's .690 winning percentage (127-57) from 2013-15 marked the highest in the Big 12 Conference during that span. TCU came in second at .677, with the Cowboys only trailing the Horned Frogs by one in the win column.

OSU has also finished first or second in the league standings each of the last three years, and the Cowboys are the only Big 12 team over that span to finish over .500 in conference play each year.

Comeback Cowboys

Come-from-behind victories have become a trend for the Cowboys under Josh Holliday. OSU has overcome deficits to win 61 games in Holliday's three seasons, notching 18 comeback wins in 2013, 28 in 2014 and 15 a year ago.

Awards Show

A number of Cowboys who earned all-conference recognition a year ago return in 2015.

Donnie Walton was named to the All-Big 12 First Team as an infielder last season, while outfielders Ryan Sluder and Corey Hassel each picked up All-Big 12 Second Team honors.

Earning All-Big 12 honorable mention accolades were first baseman Dustin Williams and pitchers Trey Cobb and Remy Reed, while Jacob Chappell was named to the Big 12 All-Freshman Team.

I Feel A Draft

OSU has nine players on its 2016 roster who have been Major League Baseball Draft picks, including a pair of two-time draftees in Conor Costello (2011, Cincinnati, 16th/2015, Pittsburgh 38th) and Donnie Walton (2012, NY Mets, 36th/2015, Milwaukee, 23rd). Other MLB Draft picks include: Garrett Bengt (2015, Cleveland, 22nd); Thomas Hatch (2013, Colorado, 32nd); Jon Littell (2014, Washington, 39th); David Petrino (2014, Chicago Cubs, 39th); Andrew Rosa (2013, Boston, 30th); Collin Theroux (2015, Minnesota, 33rd); and Garrett Williams (2013, San Diego, 33rd).

Close Calls

OSU is 26-18 in one-run games since 2013, and each of the Cowboys' five losses this season are by a single run, including four walk-off defeats. Under head coach Josh Holliday (2013-pres.), 38 of the Cowboys' 62 losses have come by two runs or less. In 2015, 14 of OSU's 20 losses were by two runs or less.

Generating Offense Every Which Way

In 2015, OSU led the Big 12 in on-base percentage (.381), walks (282) and sacrifice bunts (81), and the Cowboys ranked second in runs (380), home runs (41), RBIs (338), stolen bases (89) and sacrifice flies (26).

Small Ball

OSU has smashed program records for sacrifice bunts each of the last three years.

In 2014, the Cowboys were third nationally with 88 sacrifice bunts, which trumped the 2013 team's 74 sac bunts to set a program record. Donnie Walton ranked fourth in the NCAA in 2014 with 22 sac bunts, while Gage Green tallied 11.

Last season, OSU led the NCAA with 81 sacrifice bunts and four different Cowboys had at least 10 sac bunts on the year.

Walton has racked up an OSU career-record 53 sacrifice bunts, a total which ranks 10th on the NCAA's all-time list.

Strong-Armed

In three seasons under the direction of coach Rob Walton, OSU's pitching staff has turned in impressive numbers.

The Cowboys' success under Walton includes 12 All-Big 12 pitchers, two consensus first-team All-Americans, a Big 12 Pitcher of the Year and a first-round Major League Baseball Draft pick.

Here's just a sampling of how the Cowboys have performed under Walton:

- OSU's pitching staff led the Big 12 in ERA in conference-only games in 2014 (2.43) and 2015 (2.50).
- The Cowboys' 2.84 ERA in 2015 ranked eighth nationally and was the lowest by an OSU pitching staff since 1973.
- OSU recorded seven shutouts in both 2013 and 2014, marking just the fourth and fifth times in program history the Cowboys had reached that mark. In the 26 seasons prior to 2013, the program had reached seven shutouts only once.
- Over the last three seasons, OSU has seen Jason Hursh drafted in the first round of the 2013 Major League Baseball Draft, Brendan McCurry (2014) and Michael Freeman (2015) named first-team All-Americans and Freeman garner Big 12 Pitcher of the Year honors.
- Freeman's 1.31 ERA ranked sixth in the NCAA in 2015 and was the fifth lowest in a single season in OSU history.
- McCurry set OSU records for single-season saves (19) and career saves (27).

Back In The Saddle

Donnie Walton spurned professional baseball last summer to return for his senior season with the Cowboys in 2016.

Walton has established himself as one of the Big 12's elite players since arriving on campus in 2013. In 163 career games, the switch hitter owns a .311 batting average to go along with nine home runs, 95 RBIs, 33 doubles and an OSU-record 53 sacrifice bunts (which ranks 10th on the NCAA's all-time list).

Primarily a shortstop throughout his career, Walton is one of just nine players in OSU history to earn All-Big 12 First Team accolades twice (in 2014 & 2015), with no Cowboy ever achieving that status three times.

A 23rd-round draft pick of the Milwaukee Brewers last June, Walton chose not to sign a pro contract and instead starred in the prestigious Cape Cod Baseball League. He was named the CCBL All-Star Game MVP and then earned the Star of Stars Award as the most valuable player of the CCBL playoffs after leading the Yarmouth-Dennis Red Sox to the league championship.

Walton is one of 50 players on USA Baseball's 2016 Golden Spikes Award Preseason Watch List. The award is given to the top player in amateur baseball.



GAME NOTES

COWBOY BASEBALL BY THE NUMBERS

2,513/ .665	OSU enters the 2016 season, the 105th in program history, with 2,475 wins and a .665 winning percentage
115	OSU has had 115 All-Americans in its history
100	Career home runs hit by Cowboy Pete Incaviglia, an NCAA record
61	OSU's record for wins in a season, set in 1984 & 1988
58	Consecutive game hitting streak for Robin Ventura in 1987, an NCAA record
48/143	Number of home runs & RBIs for Pete Incaviglia during the 1985 season, both NCAA records
41	NCAA Tournament berths for OSU, the fourth-highest total all time
38	Number of Cowboys to earn All-Big 12 First Team honors
31	Conference championships for the Cowboys (24 Big Eight, 5 Missouri Valley, 2 Big 12)
24	Big Eight Conference championships, a record
23	Cowboys have been named first-team All-American
19	College World Series appearances by OSU, which ranks sixth all time
18	Cowboys drafted in the first round of the Major League Baseball Draft
16	OSU won an NCAA record 16-straight Big Eight Conference championships from 1981-1996
14	Top 10 finishes in Baseball America final season polls (since 1981)
7	50 win seasons by the Cowboys
6	Berths in the College World Series championship game
4	Cowboys in the National College Baseball Hall of Fame - Robin Ventura, Pete Incaviglia, Gary Ward & Tom Borland
3	NCAA Super Regional appearances by the Cowboys - 1999, 2007, 2014
2	Cowboy alumni who are Major League Baseball managers - Robin Ventura (White Sox) & John Farrell (Red Sox)
2	Cowboys named Big 12 Conference Player of the Year - Zach Fish (2014) & Tyler Mach (2006)
2	Cowboys named Big 12 Conference Pitcher of the Year - Michael Freeman (2014) & Andrew Heaney (2012)
1	National championship for OSU, which came in 1959
1	Golden Spikes Award winner - Robin Ventura in 1988

Hometown Hero

Corey Hassel played in 86 games and hit just .208 in his first two seasons at OSU, but the Stillwater native had a breakout junior campaign for his hometown Cowboys in 2015.

Used mostly as a late-game defensive replacement and pinch runner in 2013 and 2014, Hassel became a regular starter in the outfield as a junior and led the Cowboys with a .312 batting average. He also topped OSU in multi-hit games (18) and multi-RBI efforts (11) en route to All-Big 12 Second Team honors. In conference play, Hassel hit .344 with two home runs and 18 RBIs and led OSU in numerous offensive categories, including RBIs, hits (31) and doubles (6).

Spending the majority of the time as the Cowboys' leadoff hitter this season, Hassel owns a .296 batting average and is tied for the team lead with two stolen bases.

Sluder's Surge

Another breakout star for the Cowboys in 2015 was outfielder Ryan Sluder, who hit .284 with 67 at-bats in 35 games as a freshman but blossomed into an All-Big 12 Second Team performer in 2015.

As a sophomore, Sluder was second on the Cowboys with a .309 batting average, and led the club with 14 doubles and six homers. The Texan went on a tear in league games as he led OSU with a .403 average — the highest in the conference in Big 12 play — to go along with five homers, 10 RBIs and a .710 slugging percentage.

Sluder was named to the 2016 Perfect Game Preseason All-America Third Team.

Workhorse

Trey Cobb became the Cowboys' go-to pitcher out of the bullpen in 2015. His team-high 31 appearances marked the third most in a single season in OSU history, and the right-hander compiled a 5-2 record and two saves to go along with a 2.61 ERA. In 58.2 innings — all in relief — Cobb racked up 53 strikeouts, and opponents hit just .221 against him as he earned honorable mention All-Big 12 accolades.

Two-Way Threat

Conor Costello is another Cowboy who could have begun his professional career in 2015 but instead chose to return to Stillwater for his senior season in 2016 after being drafted in the 38th round by the Pittsburgh Pirates last June.

Costello's role is a big one as he'll be counted on to contribute on the mound and at the plate. In two seasons in an OSU uniform, he's smashed 15 home runs and collected 62 RBIs in 108 games, while also going 2-1 with a save in nine pitching appearances.

Named to the John Olerud Two-Way Player of the Year Award Watch List a year ago, Costello is expected to take on an increased pitching role in '16 after a season in which he went 2-0 with a save and a 1.67 ERA in seven outings.

Costello is second on the Cowboys with seven RBIs on the season and has three multi-RBI games.

The Injury Bug Took Big Bites

OSU overcame numerous injuries to key players in 2015, with many of those setbacks keeping those players out of the lineup for significant and extended periods of time.

- Donnie Walton missed 19 games with a wrist injury that required surgery to remove his hamate bone.
- Starting catcher Bryan Case missed 13 games with a broken thumb.
- Starting designated hitter Garrett McCain was hitting .313 before a broken bone in his hand required surgery and caused him to miss 19 games.
- Starting right fielder Conor Costello was among OSU's top hitters in Big 12 play before missing six games following an injury that caused him to be hospitalized for four days.
- Pitcher Blake Battenfield, who was 4-0 in 27 games as a freshman in 2014, pitched in only six games last season after an arm injury kept him out of action since March 28.
- Arm surgery limited infielder Andrew Rosa to just nine games in 2015, and Thomas Hatch did not pitch at all due to an arm injury — both redshirted.
- Relief pitcher Michael Mertz missed most of the season coming off arm surgery and pitched in only three games.

Building A Winner

In the first three seasons as head coach at his alma mater (2013-15), Josh Holliday has built quite a resume. Just a few of the highlights:

- OSU's .690 winning percentage was the highest among Big 12 teams from 2013-15;
- OSU has finished first or second in the conference standings each year (1st in 2014, 2nd in 2013 and 2015);
- The Cowboys finished in the top 10 in the national rankings in 2014 after ending the 2013 season ranked as high as No. 19. Counting the 2016 preseason polls, they've been nationally ranked for 52 consecutive weeks.
- In 2014, OSU advanced to the third Super Regional in program history and won its first-ever Big 12 Conference regular season championship;
- OSU has hosted two NCAA Regionals and been the top-seeded team both times;
- The Cowboys have earned three NCAA Regional berths and advanced to the regional championship round twice;
- OSU has won at least five of its eight Big 12 Conference series each season (5 in 2013, 7 in 2014, 6 in 2015).

OKSTATE.COM
f t YouTube g+ OSUATHLETICS



COWBOYS IN THE RANKINGS

Baseball America (Feb. 29)

1. Florida	7-1
2. Texas A&M	7-1
3. Oregon State	7-1
4. Louisville	5-2
5. Vanderbilt	8-0
6. Miami (Fla.)	5-2
7. LSU	5-2
8. Virginia	4-3
9. TCU	6-1
10. California	5-2
11. Oregon	6-1
12. North Carolina	5-1
13. Mississippi	6-1
14. UCLA	3-4
15. Florida State	5-1
16. Louisiana-Lafayette	4-3
17. Arkansas	8-0
18. North Carolina State	5-2
19. Coastal Carolina	4-2
20. Michigan	5-2
21. Houston	4-3
22. Oklahoma State	2-5
23. Georgia Tech	7-0
24. Mississippi State	6-2
25. East Carolina	6-1

USA Today (Preseason)

1. Florida	44-24
2. Louisville	47-18
3. Vanderbilt	51-21
4. Texas A&M	50-14
5. LSU	54-12
6. Miami (Fla.)	50-17
7. Virginia	44-24
8. Oregon State	39-19
9. UCLA	45-16
10. Oklahoma State	38-20
11. TCU	51-15
12. California	36-21
13. Louisiana-Lafayette	42-23
14. Florida State	44-21
15. Oregon	38-25
16. Cal State Fullerton	39-25
17. Mississippi State	24-30
18. Houston	43-20
19. North Carolina State	36-23
20. USC	39-21
21. North Carolina	34-24
22. Arkansas	40-25
23. South Carolina	32-25
24. Rice	37-22
25. Missouri State	49-12

NCBWA (Feb. 22)

1. Florida	3-0
2. Louisville	3-0
3. Vanderbilt	3-0
4. Texas A&M	3-0
5. Miami (Fla.)	3-0
6. LSU	3-0
7. Oregon State	2-1
8. Virginia	2-1
9. Louisiana-Lafayette	3-0
10. Florida State	3-0
11. Oregon	3-0
12. Houston	3-0
13. TCU	2-1
14. North Carolina	2-1
15. UCLA	1-2
16. Oklahoma State	2-2
17. California	1-2
18. Arkansas	3-0
19. North Carolina State	2-1
20. South Carolina	3-0
21. Michigan	4-0
22. Coastal Carolina	2-1
23. Cal State Fullerton	1-2
24. Mississippi State	2-2
25. Missouri State	3-0
26. Dallas Baptist	3-0
27. Florida Atlantic	4-0
28. Mississippi	3-0
29. USC	1-2
30. Stanford	2-1

Collegiate Baseball (Feb. 29)

1. Florida	7-1
2. Vanderbilt	8-0
3. Texas A&M	7-1
4. Louisville	5-2
5. Miami (Fla.)	5-2
6. Oregon State	7-1
7. Oregon	6-1
8. North Carolina	5-1
9. TCU	6-1
10. LSU	5-2
11. Florida State	5-1
12. Missouri State	5-1
13. Georgia Tech	7-0
14. Virginia	4-3
15. Florida Atlantic	7-0
16. Arkansas	8-0
17. Mississippi	6-1
18. South Carolina	8-0
19. UC Santa Barbara	7-1
20. Long Beach State	5-2
21. UCLA	3-4
22. Alabama	6-1
23. Mississippi State	6-2
24. New Mexico	6-1
25. East Carolina	6-1
26. Michigan	5-2
27. Tulane	4-3
28. Stanford	5-3
29. Cal State Fullerton	4-2
30. California	5-2

D1Baseball (Feb. 29)

1. Florida	7-1
2. Vanderbilt	8-0
3. Texas A&M	7-1
4. Oregon State	7-1
5. Louisville	5-2
6. North Carolina	5-1
7. LSU	5-2
8. North Carolina State	5-2
9. Oregon	6-1
10. Miami (Fla.)	5-2
11. TCU	6-1
12. California	5-2
13. South Carolina	8-0
14. Arkansas	8-0
15. Florida State	5-1
16. East Carolina	6-1
17. Mississippi	6-1
18. Coastal Carolina	4-2
19. Virginia	4-3
20. Mississippi State	6-2
21. UCLA	3-4
22. USC	4-3
23. Cal State Fullerton	4-2
24. Louisiana-Lafayette	4-3
25. Oklahoma State	2-5

Perfect Game (Feb. 29)

1. Florida	7-1
2. Vanderbilt	8-0
3. Texas A&M	7-1
4. Oregon State	7-1
5. Louisville	5-2
6. LSU	5-2
7. Oregon	6-1
8. TCU	6-1
9. North Carolina	5-1
10. North Carolina State	5-2
11. California	5-2
12. Miami (Fla.)	5-2
13. Virginia	4-3
14. Florida State	5-1
15. Mississippi	6-1
16. Arkansas	8-0
17. Louisiana-Lafayette	4-3
18. UCLA	3-4
19. Missouri	7-2
20. Coastal Carolina	4-2
21. Houston	4-3
22. Mississippi State	6-2
23. Texas Tech	6-2
24. Oklahoma State	2-5
25. Michigan	5-2

Cowboys Week-By-Week In The National Polls

	Baseball America	USA Today	NCBWA	Collegiate Baseball	D1Baseball	Perfect Game
Preseason	9	10	11	25	8	7
Feb. 22	13	No poll	16	NR	12	11
Feb. 29	22	No poll	No poll	NR	25	24



2016 OVERALL STATISTICS

(All games Sorted by Batting avg)

Record: 2-5 Home: 0-0 Away: 1-4 Neutral: 1-1 Big 12: 0-0

Player	avg	gp-gs	ab	r	h	2b	3b	hr	rbi	tb	slg%	bb	hp	so	gdp	ob%	sf	sh	sb-att	po	a	e	fld%
5 Walton, Donnie	.423	7-7	26	6	11	3	0	1	3	17	.654	4	1	2	0	.516	0	1	2-2	7	23	2	.938
13 Littell, Jon	.348	5-5	23	4	8	0	0	0	3	8	.348	0	0	6	1	.348	0	0	0-2	9	0	0	1.000
28 Hassel, Corey	.296	7-7	27	5	8	1	1	0	1	11	.407	3	0	5	1	.355	1	1	2-3	13	0	0	1.000
7 Benge, Garrett	.261	7-6	23	3	6	1	0	1	2	10	.435	2	1	10	0	.346	0	0	0-0	6	13	0	1.000
24 Costello, Conor	.250	7-6	24	4	6	2	0	0	7	8	.333	5	1	2	0	.387	1	0	0-0	0	0	0	.000
22 Williams, Dustin	.231	7-7	26	2	6	0	0	2	10	12	.462	3	0	7	0	.310	0	0	1-1	73	3	1	.987
4 Chappell, Jacob	.222	7-6	18	0	4	0	0	0	1	4	.222	0	0	4	0	.222	0	1	0-0	8	26	1	.971
8 Sluder, Ryan	.091	7-6	22	2	2	0	0	0	0	2	.091	4	0	8	1	.231	0	0	0-0	8	0	0	1.000

18 Simpson, Colin	.222	4-3	9	0	2	0	1	0	0	4	.444	1	0	2	0	.300	0	0	0-0	12	3	1	.938
3 McCain, Garrett	.182	3-3	11	0	2	0	0	0	0	2	.182	2	0	0	0	.308	0	0	0-1	9	0	0	1.000
16 Theroux, Collin	.118	5-5	17	2	2	0	0	0	0	2	.118	4	0	7	1	.286	0	0	0-0	30	1	0	1.000
44 Rosa, Andrew	.000	4-1	6	1	0	0	0	0	0	0	.000	0	0	0	1	.000	0	0	0-0	5	1	0	1.000
6 Petrino, David	.000	2-1	4	0	0	0	0	0	0	0	.000	0	0	0	0	.000	0	0	0-0	0	0	0	.000
2 Davis, J.R.	.000	1-0	2	0	0	0	0	0	0	0	.000	0	0	1	0	.000	0	0	0-0	1	3	0	1.000
Totals	.239	7	238	29	57	7	2	4	27	80	.336	28	3	54	5	.325	2	3	5-9	184	87	6	.978
Opponents	.233	7	223	26	52	8	1	0	23	62	.278	34	8	41	9	.353	1	5	9-10	192	75	9	.967

LOB - Team (53), Opp (61). DPs turned - Team (10), Opp (6). IBB - Team (0), Opp (2). Picked off - Costello 1.

(All games Sorted by Earned run avg)

Player	era	w-l	app	gs	cq	sho	sv	ip	h	r	er	bb	so	2b	3b	hr	b/avg	wp	hp	bks	sfa	sha
43 Battenfield, Blake	1.23	0-0	3	0	0	0/0	0	7.1	4	3	1	3	3	0	0	0	.154	0	1	0	0	0
37 Buffett, Tyler	1.38	0-1	4	0	0	0/0	0	13.0	8	2	2	7	9	1	0	0	.190	0	0	0	0	2
34 Elliott, Jensen	1.86	1-0	2	2	0	0/0	0	9.2	7	2	2	2	9	2	0	0	.189	1	3	0	0	0
45 Hatch, Thomas	2.25	0-0	2	2	0	0/0	0	12.0	12	3	3	4	4	1	0	0	.279	0	1	0	1	1

46 Lienhard, Joe	0.00	0-0	1	0	0	0/0	0	1.0	1	0	0	0	1	1	0	0	.250	0	0	0	0	0
39 Hackerott, Alex	0.00	0-0	2	0	0	0/0	0	0.1	0	0	0	2	0	0	0	0	.000	0	0	0	0	0
32 Leeper, Ben	3.38	0-0	1	1	0	0/0	0	2.2	1	1	1	1	3	1	0	0	.111	2	1	0	0	0
25 Cobb, Trey	4.26	0-3	3	1	0	0/0	0	6.1	9	5	3	6	6	0	0	0	.360	0	0	0	0	2
30 Reed, Remey	8.31	1-1	3	0	0	0/0	0	4.1	4	4	4	2	5	1	1	0	.250	0	1	0	0	0
27 Mertz, Michael	9.00	0-0	2	1	0	0/0	1	4.0	4	4	4	6	1	1	0	0	.267	1	0	0	0	0
36 Simpson, Max	27.00	0-0	1	0	0	0/0	0	0.2	2	2	2	1	0	0	0	0	.500	0	1	0	0	0
Totals	3.23	2-5	7	7	0	0/0	1	61.1	52	26	22	34	41	8	1	0	.233	4	8	0	1	5
Opponents	3.38	5-2	7	7	0	0/0	1	64.0	57	29	24	28	54	7	2	4	.239	2	3	1	2	3

PB - Team (3), Theroux 2, Simpson, C. 1, Opp (2). Pickoffs - Team (0), Opp (1). SBA/ATT - Simpson, C. (5-6), Theroux (4-4), Mertz (3-3), Battenfield (2-2), Cobb (0-1), Hatch (1-1), Elliott (1-1), Leeper (1-1), Buffett (1-1).



2016 SUMMARY

(All games)

Score by innings	1	2	3	4	5	6	7	8	9	EX	Total
Oklahoma State	7	4	2	0	3	1	1	8	0	3	29
Opponents	6	0	6	0	1	4	0	0	4	5	26

Record when ...

Overall	2-5	After 6 leading	1-1
Conference	0-0 trailing	0-2
Non-Conference	2-5 tied	1-2
Home games	0-0	After 7 leading	1-1
Away games	1-4 trailing	0-2
Neutral site	1-1 tied	1-2
Day games	2-5	After 8 leading	2-1
Night games	0-0 trailing	0-1
vs Left starter	2-1 tied	0-3
vs Right starter	0-4		
1-Run games	0-5	Hit 0 home runs	1-2
2-Run games	1-0	... 1 home run	1-3
5+Run games	1-0	... 2+ home runs	0-0
Extra innings	0-2		
Shutouts	0-0	Opponent 0 home runs	2-5
	 1 home run	0-0
Scoring 0-2 runs	0-2 2+ HRs	0-0
..... 3-5 runs	1-2		
..... 6-9 runs	1-1	Made 0 errors	1-1
..... 10+ runs	0-0 1 error	1-3
	 2+ errors	0-1
Opponent 0-2 runs	1-1		
..... 3-5 runs	1-3	Opp. made 0 errors	1-1
..... 6-9 runs	0-1 1 error	0-3
..... 10+ runs	0-0 2+ errors	1-1
Scored in 1st inning	0-3	Out-hit opponent	1-2
Opp. scored in 1st	0-5	Out-hit by opponent	0-1
Scores first	2-3	Hits are tied	1-2
Opp. scores first	0-2		

Record when team scores:

Runs	0	1	2	3	4	5	6	7	8	9	10+
W-L	0-0	0-1	0-1	0-1	0-1	1-0	0-1	0-0	1-0	0-0	0-0

Record when opponent scores:

Runs	0	1	2	3	4	5	6	7	8	9	10+
W-L	0-0	0-0	1-1	1-1	0-1	0-1	0-0	0-1	0-0	0-0	0-0

Record when leading after:

Inn.	1	2	3	4	5	6	7	8
W-L	0-2	2-2	2-0	2-0	2-1	1-1	1-1	2-1

Record when trailing after:

Inn.	1	2	3	4	5	6	7	8
W-L	0-2	0-1	0-1	0-1	0-2	0-2	0-2	0-1

Record when tied after:

Inn.	1	2	3	4	5	6	7	8
W-L	2-1	0-2	0-4	0-4	0-2	1-2	1-2	0-3

Current losing streak: 4
 Longest winning streak: 2
 Longest losing streak: 4

Home attendance : 0 (0 dates avg = 0)
 Away attendance : 7964 (7 dates avg = 1137)
 Total attendance: 7964 (7 dates avg = 1137)



2016 MISCELLANEOUS STATS

(All games)

Multiple Hit Games	2	3	4	5+	Total
5 Walton, Donnie	4	1	-	-	5
13 Littell, Jon	3	-	-	-	3
28 Hassel, Corey	2	-	-	-	2
24 Costello, Conor	1	-	-	-	1
22 Williams, Dustin	1	-	-	-	1
8 Sluder, Ryan	1	-	-	-	1
16 Theroux, Collin	1	-	-	-	1
4 Chappell, Jacob	1	-	-	-	1
TEAM	14	1	0	0	15

Multiple RBI Games	2	3	4	5+	Total
24 Costello, Conor	3	-	-	-	3
22 Williams, Dustin	2	-	-	1	3
13 Littell, Jon	1	-	-	-	1
5 Walton, Donnie	1	-	-	-	1
TEAM	7	0	0	1	8

Hitting Streaks	Longest	Current
28 Hassel, Corey	6	6
13 Littell, Jon	5	5
7 Bengel, Garrett	4	4
22 Williams, Dustin	3	2
24 Costello, Conor	3	2
5 Walton, Donnie	3	2
4 Chappell, Jacob	2	-
18 Simpson, Colin	1	1
8 Sluder, Ryan	1	-
16 Theroux, Collin	1	-
3 McCain, Garrett	1	1

Reached Base Streaks	Longest	Current
7 Bengel, Garrett	7	7
22 Williams, Dustin	7	7
5 Walton, Donnie	7	7
24 Costello, Conor	6	6
28 Hassel, Corey	6	6
13 Littell, Jon	5	5
16 Theroux, Collin	3	-
3 McCain, Garrett	3	3
8 Sluder, Ryan	3	-
4 Chappell, Jacob	2	-
18 Simpson, Colin	1	1

Starting Lineup By Position (Team W-L record when starter)

PITCHER:		
45 Hatch, Thomas	2	(1-1)
34 Elliott, Jensen	2	(1-1)
27 Mertz, Michael	1	(0-1)
25 Cobb, Trey	1	(0-1)
32 Leeper, Ben	1	(0-1)
CATCHER:		
16 Theroux, Collin	5	(1-4)
18 Simpson, Colin	2	(1-1)
FIRST BASE:		
22 Williams, Dustin	7	(2-5)
SECOND BASE:		
4 Chappell, Jacob	6	(1-5)
6 Petrino, David	1	(1-0)
THIRD BASE:		
7 Bengel, Garrett	6	(2-4)
44 Rosa, Andrew	1	(0-1)
SHORTSTOP:		
5 Walton, Donnie	7	(2-5)
LEFT FIELD:		
13 Littell, Jon	5	(2-3)
3 McCain, Garrett	2	(0-2)
CENTER FIELD:		
8 Sluder, Ryan	6	(2-4)
3 McCain, Garrett	1	(0-1)
RIGHT FIELD:		
28 Hassel, Corey	7	(2-5)
DESIGNATED HITTER:		
24 Costello, Conor	6	(2-4)
18 Simpson, Colin	1	(0-1)

Starting Lineup By Lineup Spot (Team W-L record when starter)

LEADOFF:		
28 Hassel, Corey	6	(2-4)
3 McCain, Garrett	1	(0-1)
2ND SPOT:		
13 Littell, Jon	4	(2-2)
8 Sluder, Ryan	2	(0-2)
28 Hassel, Corey	1	(0-1)
3RD SPOT:		
5 Walton, Donnie	7	(2-5)
CLEANUP:		
24 Costello, Conor	4	(2-2)
7 Bengel, Garrett	2	(0-2)
22 Williams, Dustin	1	(0-1)
5TH SPOT:		
22 Williams, Dustin	5	(2-3)
18 Simpson, Colin	2	(0-2)
6TH SPOT:		
8 Sluder, Ryan	3	(2-1)
7 Bengel, Garrett	1	(0-1)
22 Williams, Dustin	1	(0-1)
44 Rosa, Andrew	1	(0-1)
13 Littell, Jon	1	(0-1)
7TH SPOT:		
7 Bengel, Garrett	3	(2-1)
24 Costello, Conor	2	(0-2)
8 Sluder, Ryan	1	(0-1)
3 McCain, Garrett	1	(0-1)
8TH SPOT:		
16 Theroux, Collin	5	(1-4)
3 McCain, Garrett	1	(0-1)
18 Simpson, Colin	1	(1-0)
9TH SPOT:		
4 Chappell, Jacob	6	(1-5)
6 Petrino, David	1	(1-0)



2016 OSU GAME HIGHS

(All games)

TEAM GAME HIGHS

Batting

At bats:	37	-	vs Stephen F. Austin (Feb 21, 2016 at Arlington, Texas)
	37	-	at North Carolina (Feb 28, 2016)
Runs scored:	8	-	vs Stephen F. Austin (Feb 20, 2016 at Arlington, Texas)
Hits:	12	-	vs Stephen F. Austin (Feb 20, 2016 at Arlington, Texas)
RBIs:	7	-	vs Stephen F. Austin (Feb 20, 2016 at Arlington, Texas)
Doubles:	2	-	vs Stephen F. Austin (Feb 20, 2016 at Arlington, Texas)
	2	-	vs Stephen F. Austin (Feb 21, 2016 at Arlington, Texas)
Triples:	1	-	at UT Arlington (Feb 19, 2016)
	1	-	at UT Arlington (Feb 20, 2016)
Home runs:	1	-	(4 times)
Total bases:	14	-	vs Stephen F. Austin (Feb 20, 2016 at Arlington, Texas)
Walks:	7	-	vs Stephen F. Austin (Feb 21, 2016 at Arlington, Texas)
Strikeouts:	12	-	at North Carolina (Feb 26, 2016)
	12	-	at North Carolina (Feb 27, 2016)
Sac hits:	1	-	at UT Arlington (Feb 19, 2016)
	1	-	at North Carolina (Feb 26, 2016)
	1	-	at North Carolina (Feb 27, 2016)
Sac flies:	1	-	at UT Arlington (Feb 19, 2016)
	1	-	at UT Arlington (Feb 20, 2016)
Stolen bases:	2	-	at North Carolina (Feb 26, 2016)
Hit by pitch:	1	-	vs Stephen F. Austin (Feb 20, 2016 at Arlington, Texas)
	1	-	at North Carolina (Feb 26, 2016)
	1	-	at North Carolina (Feb 27, 2016)
Caught stealing:	1	-	(4 times)
Runners LOB:	10	-	vs Stephen F. Austin (Feb 21, 2016 at Arlington, Texas)
Hit into DP:	3	-	vs Stephen F. Austin (Feb 21, 2016 at Arlington, Texas)

Fielding

Putouts:	28	-	vs Stephen F. Austin (Feb 21, 2016 at Arlington, Texas)
	28	-	at North Carolina (Feb 27, 2016)
Assists:	17	-	vs Stephen F. Austin (Feb 20, 2016 at Arlington, Texas)
Errors:	2	-	at North Carolina (Feb 27, 2016)
Passed balls:	2	-	vs Stephen F. Austin (Feb 20, 2016 at Arlington, Texas)
DPs turned:	3	-	at UT Arlington (Feb 19, 2016)
	3	-	vs Stephen F. Austin (Feb 20, 2016 at Arlington, Texas)

Pitching

Innings pitched:	9.1	-	vs Stephen F. Austin (Feb 21, 2016 at Arlington, Texas)
	9.1	-	at North Carolina (Feb 27, 2016)
Runs allowed:	7	-	at North Carolina (Feb 27, 2016)
Earned runs:	5	-	vs Stephen F. Austin (Feb 21, 2016 at Arlington, Texas)
	5	-	at North Carolina (Feb 27, 2016)
Walks allowed:	10	-	at North Carolina (Feb 27, 2016)
Strikeouts:	9	-	vs Stephen F. Austin (Feb 21, 2016 at Arlington, Texas)
Hits allowed:	11	-	at North Carolina (Feb 26, 2016)
Doubles allowed:	2	-	vs Stephen F. Austin (Feb 21, 2016 at Arlington, Texas)
	2	-	at North Carolina (Feb 26, 2016)
	2	-	at North Carolina (Feb 28, 2016)
Triples allowed:	1	-	vs Stephen F. Austin (Feb 21, 2016 at Arlington, Texas)
Wild pitches:	2	-	at UT Arlington (Feb 20, 2016)
	2	-	vs Stephen F. Austin (Feb 21, 2016 at Arlington, Texas)
Hit batters:	2	-	at UT Arlington (Feb 20, 2016)
	2	-	vs Stephen F. Austin (Feb 21, 2016 at Arlington, Texas)
	2	-	at North Carolina (Feb 28, 2016)

(All games)

INDIVIDUAL GAME HIGHS

Batting

At bats:	5	-	(8 times)
Runs scored:	2	-	Littell, Jon at UT Arlington (Feb 20, 2016)
	2	-	Walton, Donnie at North Carolina (Feb 27, 2016)
	2	-	Walton, Donnie at North Carolina (Feb 28, 2016)
Hits:	3	-	Walton, Donnie at North Carolina (Feb 28, 2016)
RBIs:	5	-	Williams, Dustin at North Carolina (Feb 27, 2016)
Doubles:	1	-	(7 times)
Triples:	1	-	Simpson, Colin at UT Arlington (Feb 19, 2016)
	1	-	Hassel, Corey at UT Arlington (Feb 20, 2016)
Home runs:	1	-	(4 times)
Total bases:	7	-	Walton, Donnie at North Carolina (Feb 28, 2016)
Walks:	2	-	Theroux, Collin vs Stephen F. Austin (Feb 20, 2016 at Arlington, Texas)
	2	-	Walton, Donnie vs Stephen F. Austin (Feb 21, 2016 at Arlington, Texas)
Strikeouts:	3	-	Benge, Garrett at North Carolina (Feb 26, 2016)
	3	-	Sluder, Ryan at North Carolina (Feb 27, 2016)
	3	-	Benge, Garrett at North Carolina (Feb 26, 2016)
Sac hits:	1	-	Hassel, Corey at UT Arlington (Feb 19, 2016)
	1	-	Walton, Donnie at North Carolina (Feb 26, 2016)
	1	-	Chappell, Jacob at North Carolina (Feb 27, 2016)
Sac flies:	1	-	Hassel, Corey at UT Arlington (Feb 19, 2016)
	1	-	Costello, Conor at UT Arlington (Feb 20, 2016)
Stolen bases:	2	-	Walton, Donnie at North Carolina (Feb 26, 2016)
Hit by pitch:	1	-	Benge, Garrett vs Stephen F. Austin (Feb 20, 2016 at Arlington, Texas)
	1	-	Walton, Donnie at North Carolina (Feb 26, 2016)
	1	-	Costello, Conor at North Carolina (Feb 27, 2016)
Caught stealing:	1	-	(4 times)
Runners LOB:	5	-	Chappell, Jacob vs Stephen F. Austin (Feb 20, 2016 at Arlington, Texas)
	5	-	Sluder, Ryan at North Carolina (Feb 28, 2016)

Fielding

Putouts:	14	-	Williams, Dustin vs Stephen F. Austin (Feb 20, 2016 at Arlington, Texas)
Assists:	7	-	Chappell, Jacob vs Stephen F. Austin (Feb 20, 2016 at Arlington, Texas)
Errors:	1	-	(6 times)
Passed balls:	2	-	Theroux, Collin vs Stephen F. Austin (Feb 20, 2016 at Arlington, Texas)

Pitching

Innings pitched:	7.0	-	Hatch, Thomas vs Stephen F. Austin (Feb 20, 2016 at Arlington, Texas)
Runs allowed:	4	-	Reed, Remey vs Stephen F. Austin (Feb 21, 2016 at Arlington, Texas)
Earned runs:	4	-	Reed, Remey vs Stephen F. Austin (Feb 21, 2016 at Arlington, Texas)
Walks allowed:	5	-	Mertz, Michael at North Carolina (Feb 27, 2016)
Strikeouts:	5	-	Cobb, Trey at UT Arlington (Feb 19, 2016)
	5	-	Elliott, Jensen at UT Arlington (Feb 20, 2016)
Hits allowed:	7	-	Hatch, Thomas at North Carolina (Feb 26, 2016)
Doubles allowed:	2	-	Elliott, Jensen at North Carolina (Feb 28, 2016)
Triples allowed:	1	-	Reed, Remey vs Stephen F. Austin (Feb 21, 2016 at Arlington, Texas)
Wild pitches:	2	-	Leeper, Ben vs Stephen F. Austin (Feb 21, 2016 at Arlington, Texas)
Hit batters:	2	-	Elliott, Jensen at North Carolina (Feb 28, 2016)



PLAYER CAREER/SEASON HIGHS

#43 Blake Battenfield, RHP

Season Highs

IP	4.0	vs. North Carolina	Feb. 27
H	3	vs. North Carolina	Feb. 27
ER	1	vs. North Carolina	Feb. 27
BB	2	vs. North Carolina	Feb. 27
SO	2	vs. North Carolina	Feb. 27

Career Highs

IP	5.0	vs. Illinois	3/6/15
H	6	last time vs. Illinois	3/6/15
ER	4	vs. Illinois	3/6/15
BB	3	last time vs. Kansas State	3/28/15
SO	4	last time vs. Illinois	3/6/15

#7 Garrett Bengel, INF

Season/Career Highs

H	1	last time vs. North Carolina	Feb. 28
R	1	last time vs. North Carolina	Feb. 27
RBI	1	last time vs. North Carolina	Feb. 26
BB	1	last time vs. North Carolina	Feb. 28
SO	3	vs. North Carolina	Feb. 27
SB	n/a		

#37 Tyler Buffett, RHP

Season Highs

IP	3.1	last time vs. North Carolina	Feb. 28
H	4	vs. North Carolina	Feb. 26
ER	1	last time vs. North Carolina	Feb. 28
BB	4	vs. Stephen F. Austin	Feb. 21
SO	3	last time vs. North Carolina	Feb. 28

Career Highs

IP	7.0	vs. Oklahoma	5/16/14
H	9	vs. Oklahoma	5/23/14
ER	6	last time vs. Oral Roberts	4/15/15
BB	5	vs. Texas	4/26/14
SO	6	last time vs. Binghamton	5/30/14

#4 Jacob Chappell, INF

Season Highs

H	2	vs. UT Arlington	Feb. 19
R	n/a		
RBI	1	vs. Stephen F. Austin	Feb. 20
BB	n/a		
SO	1	last time vs. North Carolina	Feb. 28
SB	n/a		

Career Highs

H	2	last time vs. UT Arlington	Feb. 19
R	3	vs. Dallas Baptist	5/12/15
RBI	3	vs. Texas Tech	4/25/15
BB	3	last time vs. Michigan	5/14/15
SO	3	last time vs. St. John's	5/29/15
SB	2	vs. Western Illinois	3/1/15

#25 Trey Cobb, RHP

Season Highs

IP	5.0	vs. UT Arlington	Feb. 19
H	6	vs. UT Arlington	Feb. 19
ER	1	last time vs. North Carolina	Feb. 28
BB	3	vs. North Carolina	Feb. 27
SO	5	vs. UT Arlington	Feb. 19

Career Highs

IP	5.1	vs. Cal State Fullerton	6/1/14
H	6	last time vs. UT Arlington	Feb. 19
ER	4	vs. Oral Roberts	4/22/14
BB	4	vs. Texas	5/24/14
SO	6	last time vs. Arizona State	2/13/15

#24 Conor Costello, RHP/OF

Season Highs (Hitting)

H	2	vs. Stephen F. Austin	Feb. 20
R	1	vs. Stephen F. Austin	Feb. 21
RBI	2	vs. Stephen F. Austin	Feb. 21
BB	1	last time vs. North Carolina	Feb. 28
SO	1	vs. North Carolina	Feb. 27
SB	n/a		

Season Highs (Pitching)

IP	7.0	vs. St. John's	5/31/15
H	8	vs. Oklahoma	4/7/15
ER	3	vs. San Diego	3/9/14
BB	4	vs. San Diego	3/9/14
SO	4	vs. Washington State	2/20/15

OSU Career Highs (Hitting)

H	3	last time vs. Oklahoma	4/7/15
R	2	last time vs. Oklahoma	5/1/15
RBI	4	last time vs. Oklahoma	4/7/15
BB	3	vs. Alcorn State	2/19/14
SO	3	last time vs. Michigan	5/16/15
SB	2	vs. Alcorn State	3/11/15

OSU Career Highs (Pitching)

IP	7.0	vs. St. John's	5/31/15
H	8	vs. Oklahoma	4/7/15
ER	3	vs. San Diego	3/9/14
BB	4	vs. San Diego	3/9/14
SO	4	vs. Washington State	2/20/15

#34 Jensen Elliott RHP

Season/Career Highs

IP	5.0	vs. Stephen F. Austin	Feb. 20
H	4	vs. Stephen F. Austin	Feb. 20
ER	2	vs. North Carolina	Feb. 28
BB	2	vs. North Carolina	Feb. 28
SO	5	vs. Stephen F. Austin	Feb. 20

#39 Alex Hackerott, LHP

Season Highs

IP	0.1	vs. Stephen F. Austin	Feb. 20
H	n/a		
ER	n/a		
BB	2	vs. Stephen F. Austin	Feb. 21
SO	n/a		

Career Highs

IP	3.2	last time vs. Incarnate Word	2/14/14
H	4	vs. Oral Roberts	4/22/14
ER	3	last time vs. Oral Roberts	4/22/14
BB	2	last time vs. Stephen F. Austin	Feb. 21
SO	4	last time vs. Baylor	3/21/14

#28 Corey Hassel, OF/RHP

Season Highs

H	2	last time vs. Stephen F. Austin	Feb. 21
R	1	last time vs. North Carolina	Feb. 28
RBI	1	vs. UT Arlington	Feb. 19
BB	1	last time vs. Stephen F. Austin	Feb. 21
SO	2	vs. North Carolina	Feb. 27
SB	1	last time vs. Stephen F. Austin	Feb. 21

Career Highs (Hitting)

H	3	last time vs. Oklahoma	5/2/15
R	3	vs. Grand Canyon	3/14/15
RBI	3	last time vs. Texas	4/3/15
BB	2	vs. Western Illinois	3/1/15
SO	3	last time vs. Arkansas	5/30/15
SB	2	vs. Oklahoma	5/3/15

Career Highs (Pitching)

IP	3.0	vs. Texas	4/3/15
H	1	last time vs. Dallas Baptist	4/21/15
ER	1	last time vs. Dallas Baptist	4/21/15
BB	1	vs. TCU	5/25/14
SO	3	last time vs. Texas	4/3/15

#45 Thomas Hatch, RHP

Season Highs

IP	7.0	vs. Stephen F. Austin	Feb. 20
H	7	vs. North Carolina	Feb. 26
ER	2	vs. Stephen F. Austin	Feb. 20
BB	2	last time vs. North Carolina	Feb. 26
SO	3	vs. North Carolina	Feb. 26

Career Highs

IP	7.0	vs. Stephen F. Austin	Feb. 20
H	8	vs. San Diego	3/7/14
ER	6	vs. San Diego	3/7/14
BB	3	last time vs. Texas	5/24/14
SO	8	vs. Stephen F. Austin	2/15/14

#32 Ben Leeper, RHP

Season/Career Highs

IP	2.2	vs. Stephen F. Austin	Feb. 21
H	1	vs. Stephen F. Austin	Feb. 21
ER	1	vs. Stephen F. Austin	Feb. 21
BB	1	vs. Stephen F. Austin	Feb. 21
SO	3	vs. Stephen F. Austin	Feb. 21

#13 Jon Littell, OF

Season Highs

H	2	last time vs. North Carolina	Feb. 28
R	2	vs. UT Arlington	Feb. 20
RBI	2	vs. Stephen F. Austin	Feb. 20
BB	n/a		
SO	2	vs. North Carolina	Feb. 28
SB	n/a		

Career Highs

H	3	vs. Washington State	2/21/15
R	4	vs. Oklahoma	4/7/15
RBI	3	last time vs. Oklahoma	4/7/15
BB	2	last time vs. Dallas Baptist	4/21/15
SO	3	vs. Western Illinois	2/27/15
SB	1	last time vs. Oklahoma	4/7/15

#3 Garrett McCain, OF

Season Highs

H	1	last time vs. North Carolina	Feb. 27
R	n/a		
RBI	n/a		
BB	1	last time vs. Stephen F. Austin	Feb. 21
SO	n/a		
SB	n/a		

Career Highs

H	3	vs. Illinois	3/7/15
R	2	last time vs. TCU	3/21/15
RBI	2	last time vs. Arkansas	5/30/15
BB	3	vs. Arkansas	5/30/15
SO	2	last time vs. Wichita State	3/25/15
SB	2	vs. Arkansas	5/30/15

#14 Michael Mertz, RHP

Season Highs

IP	2.0	last time vs. North Carolina	Feb. 27
H	3	vs. North Carolina	Feb. 27
ER	3	vs. North Carolina	Feb. 27
BB	5	vs. North Carolina	Feb. 27
SO	1	vs. North Carolina	Feb. 27

Career Highs

IP	2.0	last time vs. North Carolina	Feb. 27
H	3	vs. North Carolina	Feb. 27
ER	3	vs. North Carolina	Feb. 27
BB	5	vs. North Carolina	Feb. 27
SO	3	vs. Michigan	5/14/15



PLAYER CAREER/SEASON HIGHS

#33 Mason O'Brien, 1B

Career Highs

H	1	last time vs. Alcorn State	3/11/15
R	1	last time vs. Oklahoma	4/7/15
RBI	1	vs. Alcorn State	3/11/15
BB	1	vs. Alcorn State	3/11/15
SO	1	last time vs. Oklahoma	5/3/15
SB	n/a		

#6 David Petrino, INF

Season Highs

H	n/a		
R	n/a		
RBI	n/a		
BB	n/a		
SO	n/a		
SB	n/a		

Career Highs

H	4	vs. Oklahoma	4/7/15
R	4	vs. Oklahoma	4/7/15
RBI	2	vs. Oklahoma	4/7/15
BB	2	vs. Alcorn State	3/10/15
SO	3	vs. Dallas Baptist	4/21/15
SB	1	last time vs. Baylor	4/18/15

#30 Remy Reed, RHP

Season Highs

IP	1.2	vs. Stephen F. Austin	Feb. 20
H	4	vs. Stephen F. Austin	Feb. 21
ER	4	vs. Stephen F. Austin	Feb. 21
BB	1	last time vs. Stephen F. Austin	Feb. 21
SO	3	vs. Stephen F. Austin	Feb. 21

Career Highs

IP	6.0	vs. Central Arkansas	3/17/15
H	7	vs. Michigan	5/14/15
ER	4	vs. Stephen F. Austin	Feb. 20
BB	2	last time vs. West Virginia	5/8/15
SO	3	last time vs. Stephen F. Austin	Feb. 20

#44 Andrew Rosa, INF

Season Highs

H	n/a		
R	1	vs. Stephen F. Austin	Feb. 20
RBI	n/a		
BB	n/a		
SO	n/a		
SB	n/a		

Career Highs

H	2	last time vs. Alcorn State	3/10/15
R	3	vs. Alcorn State	2/18/14
RBI	2	last time vs. Texas Tech	4/5/14
BB	2	vs. Alcorn State	2/19/14
SO	2	last time vs. Gonzaga	2/27/14
SB	1	last time vs. Alcorn State	2/19/14

#18 Colin Simpson, C

Season/Career Highs

H	1	last time vs. North Carolina	Feb. 27
R	n/a		
RBI	n/a		
BB	1	vs. North Carolina	Feb. 27
SO	1	last time vs. North Carolina	Feb. 27
SB	n/a		

#36 Max Simpson, RHP

Season Highs

IP	0.2	vs. UT Arlington	Feb. 20
H	2	vs. UT Arlington	Feb. 20
ER	2	vs. UT Arlington	Feb. 20
BB	1	vs. UT Arlington	Feb. 20
SO	n/a		

#8 Ryan Sluder, OF

Season Highs

H	2	vs. Stephen F. Austin	Feb. 20
R	1	last time vs. North Carolina	Feb. 27
RBI	n/a		
BB	1	last time vs. North Carolina	Feb. 27
SO	3	vs. North Carolina	Feb. 27
SB	n/a		

Career Highs

H	4	vs. Kansas State	3/28/15
R	3	vs. Texas Tech	4/26/15
RBI	3	vs. Dallas Baptist	4/21/15
BB	2	last time vs. Texas Tech	4/25/15
SO	3	last time vs. North Carolina	Feb. 27
SB	2	vs. Michigan	5/16/15

#16 Collin Theroux, C

Season/Career Highs

H	2	vs. Stephen F. Austin	Feb. 21
R	1	last time vs. Stephen F. Austin	Feb. 20
RBI	n/a		
BB	2	vs. Stephen F. Austin	Feb. 20
SO	2	last time vs. North Carolina	Feb. 28
SB	n/a		

#5 Donnie Walton, INF

Season Highs

H	3	vs. North Carolina	Feb. 28
R	2	last time vs. North Carolina	Feb. 28
RBI	2	vs. North Carolina	Feb. 28
BB	2	vs. Stephen F. Austin	Feb. 21
SO	1	last time vs. North Carolina	Feb. 27
SB	2	vs. North Carolina	Feb. 26

Career Highs

H	4	last time vs. Abilene Christian	3/13/14
R	3	last time vs. Michigan	5/15/15
RBI	3	last time vs. Kansas State	5/21/15
BB	4	vs. Kansas	5/24/13
SO	3	vs. Baylor	3/21/14
SB	2	last time vs. North Carolina	Feb. 26

#22 Dustin Williams, 1B

Season Highs

H	2	vs. North Carolina	Feb. 27
R	1	last time vs. North Carolina	Feb. 27
RBI	5	vs. North Carolina	Feb. 27
BB	1	last time vs. North Carolina	Feb. 27
SO	2	last time vs. North Carolina	Feb. 26
SB	1	vs. North Carolina	Feb. 28

Career Highs

H	4	vs. Texas Tech	4/25/15
R	3	last time vs. Texas Tech	4/25/15
RBI	5	last time vs. North Carolina	Feb. 27
BB	4	vs. Michigan	5/15/15
SO	4	vs. Kansas State	3/29/15
SB	1	last time vs. North Carolina	Feb. 28

#15 Garrett Williams, LHP

Career Highs (Pitching)

IP	6.0	last time vs. Alcorn State	3/11/15
H	6	last time vs. TCU	3/30/14
ER	6	vs. Oklahoma	4/15/14
BB	4	last time vs. Wichita State	3/24/15
SO	12	vs. Alcorn State	3/11/15

Career Highs (Hitting)

H	1	last time vs. Kansas	4/18/14
R	1	last time vs. West Virginia	4/13/14
RBI	4	vs. Oakland	2/23/14
BB	2	vs. West Virginia	4/12/14
SO	2	last time vs. Oklahoma	4/15/14
SB	n/a		



PLAYER CAREER STATISTICS

Battenfield, Blake

Year	avg	gp-gs	ab	r	h	2b	3b	hr	rbi	tb	slg%	bb	hbp	so	gdp	ob%	sf	sh	sb-att	po	a	e	fld%
2014	.000	0-0	0	0	0	0	0	0	0	0	.000	0	0	0	0	.000	0	0	0-0	2	11	0	1.000
2015	.000	0-0	0	0	0	0	0	0	0	0	.000	0	0	0	0	.000	0	0	0-0	0	3	0	1.000
2016	.000	0-0	0	0	0	0	0	0	0	0	.000	0	0	0	0	.000	0	0	0-0	0	1	0	1.000
TOTAL	.000	0-0	0	0	0	0	0	0	0	0	.000	0	0	0	0	.000	0	0	0-0	2	15	0	1.000

Year	era	w-l	app	gs	cq	sho	sv	ip	h	r	er	bb	so	2b	3b	hr	bf	bavg	wp	hbp	bk	sfa	sha
2014	1.69	4-0	27	0	0	0/2	0	53.1	42	11	10	20	38	9	1	0	217	.218	5	1	0	0	3
2015	3.60	0-1	6	2	0	0/0	0	15.0	12	6	6	9	12	1	1	1	66	.218	0	0	0	2	0
2016	1.23	0-0	3	0	0	0/0	0	7.1	4	3	1	3	2	0	0	0	30	.154	0	1	0	0	0
TOTAL	2.02	4-1	36	2	0	0/2	0	75.2	58	20	17	32	53	10	2	1	313	.212	5	2	0	2	3

Buffett, Tyler

Year	avg	gp-gs	ab	r	h	2b	3b	hr	rbi	tb	slg%	bb	hbp	so	gdp	ob%	sf	sh	sb-att	po	a	e	fld%
2014	.000	1-1	0	0	0	0	0	0	0	0	.000	0	0	0	0	.000	0	0	0-0	2	5	1	.875
2015	.000	0-0	0	0	0	0	0	0	0	0	.000	0	0	0	0	.000	0	0	0-0	4	9	0	1.000
2016	.000	0-0	0	0	0	0	0	0	0	0	.000	0	0	0	0	.000	0	0	0-0	0	6	0	1.000
TOTAL	.000	1-1	0	0	0	0	0	0	0	0	.000	0	0	0	0	.000	0	0	0-0	6	20	1	.963

Year	era	w-l	app	gs	cq	sho	sv	ip	h	r	er	bb	so	2b	3b	hr	bf	bavg	wp	hbp	bk	sfa	sha
2014	2.95	2-1	14	10	0	0/1	0	55.0	52	21	18	24	36	5	1	1	240	.249	2	5	2	0	2
2015	3.65	3-3	19	3	0	0/1	0	44.1	56	20	18	7	32	6	1	1	189	.324	1	3	0	1	5
2016	1.38	0-1	4	0	0	0/0	0	13.0	8	2	2	7	9	1	0	0	51	.190	0	0	0	0	2
TOTAL	3.04	5-5	37	13	0	0/2	0	112.1	116	43	38	38	77	12	2	2	480	.274	3	8	2	1	9

Chappell, Jacob

Year	avg	gp-gs	ab	r	h	2b	3b	hr	rbi	tb	slg%	bb	hbp	so	gdp	ob%	sf	sh	sb-att	po	a	e	fld%
2015	.250	55-51	144	33	36	4	2	0	21	44	.306	32	4	39	1	.400	0	16	6-6	47	123	15	.919
2016	.222	7-6	18	0	4	0	0	0	1	4	.222	0	0	4	0	.222	0	1	0-0	8	26	1	.971
TOTAL	.247	62-57	162	33	40	4	2	0	22	48	.296	32	4	43	1	.384	0	17	6-6	55	149	16	.927

Cobb, Trey

Year	avg	gp-gs	ab	r	h	2b	3b	hr	rbi	tb	slg%	bb	hbp	so	gdp	ob%	sf	sh	sb-att	po	a	e	fld%
2014	.000	0-0	0	0	0	0	0	0	0	0	.000	0	0	0	0	.000	0	0	0-0	2	6	2	.800
2015	.000	1-1	0	0	0	0	0	0	0	0	.000	0	0	0	0	.000	0	0	0-0	8	12	0	1.000
2016	.000	0-0	0	0	0	0	0	0	0	0	.000	0	0	0	0	.000	0	0	0-0	1	0	0	1.000
TOTAL	.000	1-1	0	0	0	0	0	0	0	0	.000	0	0	0	0	.000	0	0	0-0	11	18	2	.935

Year	era	w-l	app	gs	cq	sho	sv	ip	h	r	er	bb	so	2b	3b	hr	bf	bavg	wp	hbp	bk	sfa	sha
2014	3.12	0-0	18	1	0	0/0	0	34.2	37	19	12	18	28	3	1	1	164	.266	0	3	1	0	4
2015	2.61	5-2	31	0	0	0/2	2	58.2	48	18	17	19	53	6	1	1	246	.221	8	6	1	0	4
2016	4.26	0-3	3	1	0	0/0	0	6.1	9	5	3	6	6	0	0	0	33	.360	0	0	0	0	2
TOTAL	2.89	5-5	52	2	0	0/2	2	99.2	94	42	32	43	87	9	2	2	443	.247	8	9	2	0	10

Costello, Conor

Year	avg	gp-gs	ab	r	h	2b	3b	hr	rbi	tb	slg%	bb	hbp	so	gdp	ob%	sf	sh	sb-att	po	a	e	fld%
2014	.240	59-52	192	28	46	10	0	9	27	83	.432	23	11	59	3	.349	3	2	4-6	87	0	2	.978
2015	.240	49-48	183	32	44	7	0	6	35	69	.377	25	5	52	2	.343	3	1	13-14	51	6	2	.966
2016	.250	7-6	24	4	6	2	0	0	7	8	.333	5	1	2	0	.387	1	0	0-0	0	0	0	.000
TOTAL	.241	115-106	399	64	96	19	0	15	69	160	.401	53	17	113	5	.349	7	3	17-20	138	6	4	.973

Year	era	w-l	app	gs	cq	sho	sv	ip	h	r	er	bb	so	2b	3b	hr	bf	bavg	wp	hbp	bk	sfa	sha
2014	6.43	0-1	2	2	0	0/0	0	7.0	10	6	5	5	4	0	0	0	36	.345	0	2	0	0	0
2015	1.67	2-0	7	6	0	0/2	1	32.1	27	6	6	6	18	4	0	3	129	.225	0	2	0	0	1
TOTAL	2.52	2-1	9	8	0	0/2	1	39.1	37	12	11	11	22	4	0	3	165	.248	0	4	0	0	1



PLAYER CAREER STATISTICS

Hackerott, Alex

Year	avg	gp-gs	ab	r	h	2b	3b	hr	rbi	tb	slg%	bb	hbp	so	gdp	ob%	sf	sh	sb-att	po	a	e	fld%
2013	.000	0-0	0	0	0	0	0	0	0	0	.000	0	0	0	0	.000	0	0	0-0	2	2	1	.800
2014	.000	0-0	0	0	0	0	0	0	0	0	.000	0	0	0	0	.000	0	0	0-0	1	4	0	1.000
2015	.000	0-0	0	0	0	0	0	0	0	0	.000	0	0	0	0	.000	0	0	0-0	1	0	1	.500
2016	.000	0-0	0	0	0	0	0	0	0	0	.000	0	0	0	0	.000	0	0	0-0	0	0	1	.000
TOTAL	.000	0-0	0	0	0	0	0	0	0	0	.000	0	0	0	0	.000	0	0	0-0	4	6	3	.769

Year	era	w-l	app	gs	cg	sho	sv	ip	h	r	er	bb	so	2b	3b	hr	bf	bavg	wp	hbp	bk	sfa	sha
2013	1.64	1-0	16	0	0	0/1	0	22.0	13	4	4	6	24	2	0	1	84	.173	0	0	0	1	2
2014	3.00	4-1	28	0	0	0/3	0	27.0	19	14	9	9	26	5	0	2	112	.194	0	2	0	1	2
2015	3.38	1-0	12	0	0	0/0	0	5.1	9	3	2	5	8	1	0	0	31	.375	2	0	0	1	1
2016	0.00	0-0	2	0	0	0/0	0	0.1	0	0	0	2	0	0	0	0	4	.000	0	0	0	0	0
TOTAL	2.47	6-1	58	0	0	0/4	0	54.2	41	21	15	22	58	8	0	3	231	.206	2	2	0	3	5

Hassel, Corey

Year	avg	gp-gs	ab	r	h	2b	3b	hr	rbi	tb	slg%	bb	hbp	so	gdp	ob%	sf	sh	sb-att	po	a	e	fld%
2013	.263	33-3	19	6	5	0	0	0	3	5	.263	6	0	5	0	.407	2	1	1-1	10	0	1	.909
2014	.172	53-4	29	2	5	1	0	0	5	6	.207	6	2	10	0	.342	1	4	2-4	28	1	1	.967
2015	.312	54-46	199	27	62	10	1	3	33	83	.417	9	4	50	1	.352	1	10	13-17	78	4	1	.988
2016	.296	7-7	27	5	8	1	1	0	1	11	.407	3	0	5	1	.355	1	1	2-3	13	0	0	1.000
TOTAL	.292	147-60	274	40	80	12	2	3	42	105	.383	24	6	70	2	.356	5	16	18-25	129	5	3	.978

Year	era	w-l	app	gs	cg	sho	sv	ip	h	r	er	bb	so	2b	3b	hr	bf	bavg	wp	hbp	bk	sfa	sha
2014	9.00	0-0	1	0	0	0/0	0	1.0	1	1	1	1	1	0	0	0	5	.333	0	0	0	1	0
2015	1.69	1-0	3	0	0	0/1	0	5.1	2	1	1	0	7	1	0	0	19	.105	1	0	0	0	0
TOTAL	2.84	1-0	4	0	0	0/1	0	6.1	3	2	2	1	8	1	0	0	24	.136	1	0	0	1	0

Hatch, Thomas

Year	avg	gp-gs	ab	r	h	2b	3b	hr	rbi	tb	slg%	bb	hbp	so	gdp	ob%	sf	sh	sb-att	po	a	e	fld%
2014	.000	0-0	0	0	0	0	0	0	0	0	.000	0	0	0	0	.000	0	0	0-0	1	10	1	.917
2016	.000	0-0	0	0	0	0	0	0	0	0	.000	0	0	0	0	.000	0	0	0-0	1	5	0	1.000
TOTAL	.000	0-0	0	0	0	0	0	0	0	0	.000	0	0	0	0	.000	0	0	0-0	2	15	1	.944

Year	era	w-l	app	gs	cg	sho	sv	ip	h	r	er	bb	so	2b	3b	hr	bf	bavg	wp	hbp	bk	sfa	sha
2014	5.28	2-2	13	9	0	0/1	0	46.0	50	33	27	19	36	10	3	1	209	.286	5	2	0	4	9
2016	2.25	0-0	2	2	0	0/0	0	12.0	12	3	3	4	4	1	0	0	50	.279	0	1	0	1	1
TOTAL	4.66	2-2	15	11	0	0/1	0	58.0	62	36	30	23	40	11	3	1	259	.284	5	3	0	5	10

Littell, Jon

Year	avg	gp-gs	ab	r	h	2b	3b	hr	rbi	tb	slg%	bb	hbp	so	gdp	ob%	sf	sh	sb-att	po	a	e	fld%
2015	.226	30-23	93	18	21	4	0	0	15	25	.269	8	1	23	1	.286	3	0	2-3	47	0	1	.979
2016	.348	5-5	23	4	8	0	0	0	3	8	.348	0	0	6	1	.348	0	0	0-2	9	0	0	1.000
TOTAL	.250	35-28	116	22	29	4	0	0	18	33	.284	8	1	29	2	.297	3	0	2-5	56	0	1	.982

McCain, Garrett

Year	avg	gp-gs	ab	r	h	2b	3b	hr	rbi	tb	slg%	bb	hbp	so	gdp	ob%	sf	sh	sb-att	po	a	e	fld%
2015	.319	30-18	72	18	23	3	1	0	13	28	.389	11	9	17	0	.467	0	4	7-7	5	0	0	1.000
2016	.182	3-3	11	0	2	0	0	0	0	2	.182	2	0	0	0	.308	0	0	0-1	9	0	0	1.000
TOTAL	.301	33-21	83	18	25	3	1	0	13	30	.361	13	9	17	0	.448	0	4	7-8	14	0	0	1.000

Mertz, Michael

Year	avg	gp-gs	ab	r	h	2b	3b	hr	rbi	tb	slg%	bb	hbp	so	gdp	ob%	sf	sh	sb-att	po	a	e	fld%
2015	.000	0-0	0	0	0	0	0	0	0	0	.000	0	0	0	0	.000	0	0	0-0	0	1	0	1.000
TOTAL	.000	0-0	0	0	0	0	0	0	0	0	.000	0	0	0	0	.000	0	0	0-0	0	1	0	1.000

Year	era	w-l	app	gs	cg	sho	sv	ip	h	r	er	bb	so	2b	3b	hr	bf	bavg	wp	hbp	bk	sfa	sha
2015	2.45	0-0	3	0	0	0/0	0	3.2	2	1	1	2	4	0	0	0	16	.143	1	0	0	0	0
2016	9.00	0-0	2	1	0	0/0	1	4.0	4	4	4	6	1	1	0	0	21	.267	1	0	0	0	0
TOTAL	5.87	0-0	5	1	0	0/0	1	7.2	6	5	5	8	5	1	0	0	37	.207	2	0	0	0	0



PLAYER CAREER STATISTICS

O'Brien, Mason

Year	avg	gp-gs	ab	r	h	2b	3b	hr	rbi	tb	slg%	bb	hbp	so	gdp	ob%	sf	sh	sb-att	po	a	e	fld%
2015	.091	17-0	22	2	2	0	0	0	1	2	.091	1	1	6	1	.167	0	0	0-0	15	1	1	.941
TOTAL	.091	17-0	22	2	2	0	0	0	1	2	.091	1	1	6	1	.167	0	0	0-0	15	1	1	.941

Petrino, David

Year	avg	gp-gs	ab	r	h	2b	3b	hr	rbi	tb	slg%	bb	hbp	so	gdp	ob%	sf	sh	sb-att	po	a	e	fld%
2015	.257	38-13	70	14	18	2	1	0	9	22	.314	5	6	15	3	.358	0	0	2-2	9	20	4	.879
2016	.000	2-1	4	0	0	0	0	0	0	0	.000	0	0	0	0	.000	0	0	0-0	0	0	0	.000
TOTAL	.243	40-14	74	14	18	2	1	0	9	22	.297	5	6	15	3	.341	0	0	2-2	9	20	4	.879

Reed, Remy

Year	avg	gp-gs	ab	r	h	2b	3b	hr	rbi	tb	slg%	bb	hbp	so	gdp	ob%	sf	sh	sb-att	po	a	e	fld%
2015	.000	0-0	0	0	0	0	0	0	0	0	.000	0	0	0	0	.000	0	0	0-0	5	12	1	.944
TOTAL	.000	0-0	0	0	0	0	0	0	0	0	.000	0	0	0	0	.000	0	0	0-0	5	12	1	.944

Year	era	w-l	app	gs	cg	sho	sv	ip	h	r	er	bb	so	2b	3b	hr	bf	bavg	wp	hbp	bk	sfa	sha
2015	1.57	3-2	23	5	0	0/1	0	46.0	40	14	8	13	30	4	0	3	189	.247	1	2	0	3	9
2016	8.31	1-1	3	0	0	0/0	0	4.1	4	4	4	2	5	1	1	0	19	.250	0	1	0	0	0
TOTAL	2.15	4-3	26	5	0	0/1	0	50.1	44	18	12	15	35	5	1	3	208	.247	1	3	0	3	9

Rosa, Andrew

Year	avg	gp-gs	ab	r	h	2b	3b	hr	rbi	tb	slg%	bb	hbp	so	gdp	ob%	sf	sh	sb-att	po	a	e	fld%
2014	.243	21-9	37	9	9	1	0	1	6	13	.351	6	0	11	0	.349	0	1	2-2	7	18	2	.926
2015	.333	9-0	9	2	3	1	0	1	2	7	.778	2	0	2	0	.455	0	0	0-0	1	2	1	.750
2016	.000	4-1	6	1	0	0	0	0	0	0	.000	0	0	0	1	.000	0	0	0-0	5	1	0	1.000
TOTAL	.231	34-10	52	12	12	2	0	2	8	20	.385	8	0	13	1	.333	0	1	2-2	13	21	3	.919

Sluder, Ryan

Year	avg	gp-gs	ab	r	h	2b	3b	hr	rbi	tb	slg%	bb	hbp	so	gdp	ob%	sf	sh	sb-att	po	a	e	fld%
2014	.284	35-14	67	11	19	1	0	0	7	20	.299	8	0	10	0	.360	0	2	1-3	26	1	1	.964
2015	.309	50-44	162	36	50	14	0	6	22	82	.506	23	2	34	0	.401	0	7	5-7	66	0	0	1.000
2016	.091	7-6	22	2	2	0	0	0	0	2	.091	4	0	8	1	.231	0	0	0-0	8	0	0	1.000
TOTAL	.283	92-64	251	49	71	15	0	6	29	104	.414	35	2	52	1	.375	0	9	6-10	100	1	1	.990

Walton, Donnie

Year	avg	gp-gs	ab	r	h	2b	3b	hr	rbi	tb	slg%	bb	hbp	so	gdp	ob%	sf	sh	sb-att	po	a	e	fld%
2013	.287	55-54	188	27	54	8	1	1	27	67	.356	25	2	30	4	.372	3	18	7-10	75	172	6	.976
2014	.310	66-66	252	45	78	15	0	3	36	102	.405	38	5	36	7	.407	2	22	7-10	88	198	17	.944
2015	.326	39-36	135	26	44	7	1	4	29	65	.481	22	2	23	2	.410	7	12	3-3	54	119	10	.945
2016	.423	7-7	26	6	11	3	0	1	3	17	.654	4	1	2	0	.516	0	1	2-2	7	23	2	.938
TOTAL	.311	167-163	601	104	187	33	2	9	95	251	.418	89	10	91	13	.402	12	53	19-25	224	512	35	.955

Williams, Dustin

Year	avg	gp-gs	ab	r	h	2b	3b	hr	rbi	tb	slg%	bb	hbp	so	gdp	ob%	sf	sh	sb-att	po	a	e	fld%
2014	.216	45-23	102	20	22	1	4	3	21	40	.392	25	0	31	0	.367	1	0	2-2	99	1	0	1.000
2015	.276	57-53	192	37	53	11	4	6	38	90	.469	37	1	59	3	.396	0	2	5-6	496	44	3	.994
2016	.231	7-7	26	2	6	0	0	2	10	12	.462	3	0	7	0	.310	0	0	1-1	73	3	1	.987
TOTAL	.253	109-83	320	59	81	12	8	11	69	142	.444	65	1	97	3	.380	1	2	8-9	668	48	4	.994

Williams, Garrett

Year	avg	gp-gs	ab	r	h	2b	3b	hr	rbi	tb	slg%	bb	hbp	so	gdp	ob%	sf	sh	sb-att	po	a	e	fld%
2014	.222	16-3	18	3	4	0	0	1	7	7	.389	7	0	9	0	.407	2	0	0-0	1	10	1	.917
2015	.000	0-0	0	0	0	0	0	0	0	0	.000	0	0	0	0	.000	0	0	0-0	1	3	0	1.000
TOTAL	.222	16-3	18	3	4	0	0	1	7	7	.389	7	0	9	0	.407	2	0	0-0	2	13	1	.938

Year	era	w-l	app	gs	cg	sho	sv	ip	h	r	er	bb	so	2b	3b	hr	bf	bavg	wp	hbp	bk	sfa	sha
2014	5.40	4-1	18	7	0	0/2	2	41.2	39	34	25	31	50	3	0	2	200	.250	4	8	1	1	4
2015	4.91	1-0	18	2	0	0/2	0	18.1	8	10	10	19	25	2	0	1	81	.131	1	0	1	0	1
TOTAL	5.25	5-1	36	9	0	0/4	2	60.0	47	44	35	50	75	5	0	3	281	.217	5	8	2	1	5



The Last Time...

A Cowboy Hitter Had...

8+ At Bats in a Game:	Gage Green & Corey Hassel (8) vs. Texas, April 3, 2015
5+ Hits in a Game:	Tanner Krietermeier (5) vs. West Virginia, April 12, 2014
6 Runs in a Game:	Gage Green (tied school record) vs. Alcorn State, March 11, 2015
5 Runs in a Game:	Dean Green vs. Alabama A&M, March 23, 2010 (Game 2)
3 Doubles in a Game:	Donnie Walton vs. Oakland, Feb. 22, 2014 (Game 1)
2 Triples in a Game:	Dane Phillips vs. Arkansas-Pine Bluff, March 22, 2011
A Grand Slam:	Dustin Williams vs. North Carolina, Feb. 27, 2016
A Pinch-Hit Home Run:	Andrew Rosa vs. Texas Tech, April 5, 2014
Hit For the Cycle:	Zach Johnson vs. Kansas State, April 29, 2011
10 RBI in a Game:	Jason Heath vs. Kansas State, April 24, 1993
9 RBI in a Game:	Robbie Rea vs. Alabama A&M, March 10, 2012 (Game 1)
8 RBI in a Game:	Adam Carr vs. Kansas, May 22, 2005
7 RBI in a Game:	Kevin David vs. Arkansas-Pine Bluff, April 14, 2009 (Game 2)
6 RBI in a Game:	Zach Fish vs. Oklahoma, May 21, 2014
5 RBI in a Game:	Dustin Williams vs. North Carolina, Feb. 27, 2016
10+ Total Bases:	Robbie Rea (16 - tied Big 12 record) vs. Alabama A&M, March 10, 2012 (Game 1)
5 Walks in a Game:	Corey Brown vs. Texas Tech, May 11, 2007
4 Walks in a Game:	Dustin Williams vs. Michigan, May 15, 2015
4 Strikeouts in a Game:	Dustin Williams vs. Kansas State, March 29, 2015
Stole Home:	Gage Green vs. Alcorn State, March 11, 2015
4 Stolen Bases in a Game:	Gage Green vs. Alcorn State, March 11, 2015
3 Stolen Bases in a Game:	Gage Green vs. Southeastern Oklahoma State, March 20, 2013
3 HRs in a Game:	Robbie Rea vs. Alabama A&M, March 10, 2012 (Game 1)
2 HRs in a Game:	Bryan Case vs. Kansas, April 12, 2015
HRs in Consecutive At Bats:	Tim Arakawa vs. Kansas, April 19th (8th inn.) & April 20 (2nd inn.), 2014
Inside-the-Park Home Run:	Kevin Bradley vs. Alcorn State, March 11, 2015
2 Hits in an Inning:	Tim Arakawa vs. Oklahoma, (1st inn.), April 7, 2015
3 Hits in an Inning:	Toby Rhodes vs. Grambling, Feb. 11, 2000 (Tied for NCAA Record)
3 HBP in a Game:	Rafael Thomas vs. Western Illinois, March 18, 2009 (Game 2)
Led Off Game with HR:	Devin Shines vs. Texas Tech, May 21, 2011
Walk-Off Home Run:	Ryan Sluder vs. Dallas Baptist, April 21, 2015

A Cowboy Pitcher Had...

A Complete Game:	Michael Freeman vs. Kansas State, May 21, 2015
A Complete Game (7 Innings):	Jason Hursh vs. NJIT, Feb. 23, 2013 (Game 1 - run-rule)
A Complete Game by a Freshman:	Matt Smith vs. Baylor, April 18, 1998
Four-Straight Complete Games:	Spencer Grogan vs. Kansas State 4/25; Kansas 4/17; Baylor 4/11; Texas A&M 4/3, 2004
Consecutive Complete Games:	Michael Freeman vs. TCU, March 22, 2015; vs. Kansas State, March 29, 2015
Consecutive Complete Games (7 Innings):	Matt Smith at Baylor (9), April 18, 1998; vs. Nebraska (7), April 24, 1998
A Shutout:	Jon Perrin vs. Kansas State, May 9, 2014
A Shutout (7 Innings):	Frank Bludau vs. Kansas, March 19, 2000
Consecutive Shutouts:	Andrew Heaney vs. Alabama A&M, March 9, 2012; vs. Houston, March 16, 2012
A Combined Shutout:	Michael Freeman (7.0), Garrett Williams (1.0) and Remey Reed (1.0) vs. Grand Canyon, March 15, 2015
A Combined Shutout (7 Innings):	Andrew Oliver (5), Brandon Adams (0.1), Justin Friend (1.2) vs. Texas Tech, May 13, 2007
A Shutout by a Freshman:	Matt Smith vs. Nebraska, April 24, 1998
Hit Four Batters in a Game:	Matt Gardner vs. La Salle, Feb. 16, 2007
A Three-Pitch Inning:	Rick Rivas (5th inn.) vs. Dallas Baptist, April 11, 2006
Had 10+ Strikeouts in a Game:	Michael Freeman (10) vs. Texas Tech, April 25, 2015
A 1-Hit Game:	Matt Smith vs. Nebraska, April 24, 1998
A No-Hitter:	Bob Richardson vs. Houston, March 26, 1968
A No-Hitter (7 Innings):	Joe Giordanella vs. Oklahoma, April 1, 1985
A Combined No-Hitter:	Jason Bell (5.2), Brent Nichols (1.1), Rob Gaiko (1), Marcus Cuper (1) vs. Missouri Southern, March 16, 1993



The Last Time...

Oklahoma State (The Team)...

Scored 30+ Runs:	30 vs. Western Illinois, March 18, 2009 (Game 1)
Scored 20+ Runs:	24 vs. Oklahoma, April 7, 2015
Scored 10+ Runs in an Inning:	12 (6th inn.) vs. Alabama A&M, March 23, 2010 (Game 2)
Had 20+ Hits:	20 vs. Oklahoma, April 7, 2015
Had 7+ Doubles:	10 vs. Minnesota, March 6, 2011
Did Not Strikeout:	vs. Kansas, May 2, 2010
Had 4+ Triples:	4 vs. Arkansas-Pine Bluff, March 23, 2011
Had 10+ HRs:	11 vs. Chicago State, Feb. 24, 1999
Had 8 HRs:	8 vs. Kansas, April 15, 2006
Had 10+ Walks:	11 vs. Michigan, May 15, 2015
Had 10+ Stolen Bases:	11 vs. Wichita State, April 27, 1956
Allowed Less Than Three Hits:	2 vs. Kansas State State, March 29, 2015
Was Shut Out:	vs. UC Irvine, June 7, 2014
Was Shut Out at Home:	vs. UC Irvine, June 7, 2014
Was Shut Out on the Road:	at Texas, April 25, 2014
Had Back-to-Back Homers:	Conor Costello/Kevin Bradley (5th inn.) vs. Alcorn State, March 11, 2015
Had Three Consecutive Homers:	Ty Wright/Shelby Ford/Tyler Mach vs. Western Illinois, Feb. 24, 2006
Struck Out 15+ Times:	15 vs. Michigan, May 16, 2015
Turned a Triple Play:	vs. Cal State Fullerton, May 31, 2014
Was Held to 2 or Less Hits:	2 vs. Texas, April 24, 2014
Committed 4+ Errors in a Game:	4 vs. Texas, April 3, 2015
Won Both Games of a Doubleheader:	vs. Nebraska, April 27, 2013
Lost Both Games of a Doubleheader:	vs. Texas, April 14, 2012

An Opponent...

Threw a No-Hitter:	Nick Schmidt (6), Brian McLelland (1) and Devin Collis (2), Arkansas, Feb. 11, 2006
Threw a One-Hitter:	B.R. Cook, Oregon State, Feb. 18, 1999
Hit 3 HRs:	Charlie Llewellyn, Texas-Arlington, March 10, 1993
Hit 2 HRs:	Adam Kirsch, Texas Tech, April 5, 2014
Had Back-to-Back HRs:	Ryan McBroom/Brady Wilson (6th inn.), West Virginia, May 25, 2013
Hit a Grand-Slam:	Audie Afenir (3rd inn.), Oral Roberts, April 16, 2015
Had 5+ Hits in a Game:	Kyle Giusti (5), Abilene Christian, March 13, 2014
Had 6+ RBI in a Game:	Audie Afenir (6), Oral Roberts, April 16, 2015
Scored 10+ Runs in an Inning:	UCLA (10 in the 6th inn.), May 26, 1997
Had a Pinch-Hit Home Run:	Daniel Mengden, Texas A&M, May 19, 2012
Pitched a Complete Game:	Andrew Morales, UC Irvine, June 7, 2014
Had 10+ Strikeouts in a Game:	Chad Donato (10), West Virginia, May 20, 2015

italics — occurred during 2016 season

* — most recent occurrence in 2016