

[illegible]



2016 COWBOY BASEBALL ROSTER

NUMERICAL ROSTER

| No. | Name | Pos. | B/T | Ht. | Wt. | Class | Hometown (High School/Previous School) |
|-----|-------------------|--------|-----|------|-----|-------|---|
| 1 | Alex Shaver | OF | L/L | 5-11 | 189 | Fr. | Sugarland, Texas (George Ranch HS) |
| 2 | J.R. Davis | INF | R/R | 5-9 | 187 | Jr. | Vallejo, Calif. (St. Patrick-St. Vincent HS/Contra Costa CC) |
| 3 | Garrett McCain | OF | R/L | 6-0 | 186 | So. | Wylie, Texas (Wylie East HS) |
| 4 | Jacob Chappell | INF | R/R | 6-0 | 164 | So. | Guthrie, Okla. (Guthrie HS) |
| 5 | Donnie Walton | INF | S/R | 5-10 | 184 | Sr. | Tulsa, Okla. (Bishop Kelley HS) |
| 6 | David Petrino | INF | R/R | 5-10 | 198 | Sr. | Springdale, Ark. (Shiloh Christian/Central Arizona CC) |
| 7 | Garrett Bengé | INF | L/R | 5-11 | 200 | So. | Yukon, Okla. (Yukon HS/Cowley County CC) |
| 8 | Ryan Sluder | OF | R/R | 6-2 | 197 | Jr. | Amarillo, Texas (Amarillo HS) |
| 13 | Jon Littell | OF | R/R | 6-3 | 205 | So. | Stillwater, Okla. (Stillwater HS) |
| 15 | Garrett Williams | LHP | L/L | 6-1 | 204 | Jr. | Lubbock, Texas (Calvary Baptist HS) |
| 16 | Collin Theroux | C | R/R | 6-1 | 223 | Jr. | San Mateo, Calif. (Junipero Serra HS/San Joaquin Delta CC) |
| 17 | Baylor Rowlett | C | R/R | 6-0 | 198 | Fr. | College Station, Texas (College Station HS) |
| 18 | Colin Simpson | C | L/R | 5-9 | 227 | Fr. | Edmond, Okla. (Memorial HS) |
| 19 | Carson Teel | LHP | L/L | 6-0 | 170 | R-Fr. | Stillwater, Okla. (Stillwater HS) |
| 22 | Dustin Williams | 1B | L/R | 6-2 | 229 | Jr. | Weatherford, Texas (Weatherford HS) |
| 23 | Bryce Verplank | RHP/OF | R/R | 6-4 | 223 | Fr. | Flower Mound, Texas (Marcus HS) |
| 24 | Conor Costello | RHP/OF | R/R | 6-3 | 211 | Sr. | Edmond, Okla. (Santa Fe HS/Arkansas) |
| 25 | Trey Cobb | RHP | R/R | 6-1 | 199 | Jr. | Broken Arrow, Okla. (Broken Arrow HS) |
| 26 | Luke Matheny | RHP | R/R | 6-2 | 199 | Fr. | Chesterfield, Mo. (Westminster Christian) |
| 27 | Michael Mertz | RHP | R/R | 6-2 | 209 | Jr. | Pflugerville, Texas (Pflugerville HS/Cisco College) |
| 28 | Corey Hassel | OF/RHP | R/R | 5-10 | 175 | Sr. | Stillwater, Okla. (Stillwater HS) |
| 30 | Remy Reed | RHP | R/R | 6-5 | 225 | Jr. | Frisco, Texas (Frisco HS/Navarro College) |
| 31 | Matt Wilson | LHP | L/L | 6-5 | 209 | So. | Dallas, Texas (Highland Park HS) |
| 32 | Ben Leeper | RHP | R/R | 5-11 | 193 | Fr. | Southlake, Texas (Southlake Carroll HS) |
| 33 | Mason O'Brien | 1B | L/L | 6-0 | 193 | So. | Owasso, Okla. (Owasso HS) |
| 34 | Jensen Elliott | RHP | R/R | 6-6 | 206 | Fr. | Coppell, Texas (Coppell HS) |
| 36 | Max Simpson | RHP | R/R | 6-3 | 201 | So. | Tulsa, Okla. (Bishop Kelley HS/Hutchinson CC) |
| 37 | Tyler Buffett | RHP | R/R | 6-2 | 197 | Jr. | Albuquerque, N.M. (Albuquerque Academy) |
| 38 | Nick Gallo | INF | R/R | 5-10 | 181 | Jr. | West Palm Beach, Fla. (Palm Beach Gardens HS/Palm Beach St. CC) |
| 39 | Alex Hackerott | LHP | R/L | 6-2 | 196 | Sr. | Sand Springs, Okla. (Charles Page HS) |
| 42 | Jake Cowan | RHP | R/R | 6-1 | 201 | So. | Mangum, Okla. (Mangum HS/Cowley County CC) |
| 43 | Blake Battenfield | RHP | R/R | 6-4 | 210 | So. | Claremore, Okla. (Verdigris HS) |
| 44 | Andrew Rosa | INF | R/R | 6-2 | 188 | So. | Owasso, Okla. (Owasso HS) |
| 45 | Thomas Hatch | RHP | R/R | 6-1 | 190 | So. | Tulsa, Okla. (Jenks HS) |
| 46 | Joe Lienhard | RHP | R/R | 6-4 | 239 | Fr. | Wichita, Kan. (Kapaun Mt. Carmel HS) |

COACHES

| | |
|----|---|
| 9 | Josh Holliday – Head Coach (Fourth Season) |
| 10 | Rob Walton – Assistant Coach (Fourth Season) |
| 12 | James Vilade – Assistant Coach (First Season) |
| 40 | Mark Ginther – Volunteer Assistant Coach (Second Season) |
| | Heath Holliday – Director of Baseball Operations (First Season) |
| | Victor Romero – Graduate Manager (Second Season) |

ALPHABETICAL ROSTER

| No. | Name | Pos. |
|-----|--------------------|--------|
| 43 | Battenfield, Blake | RHP |
| 7 | Benge, Garrett | INF |
| 37 | Buffett, Tyler | RHP |
| 4 | Chappell, Jacob | INF |
| 25 | Cobb, Trey | RHP |
| 24 | Costello, Conor | RHP/OF |
| 42 | Cowan, Jake | RHP |
| 2 | Davis, J.R. | INF |
| 34 | Elliott, Jensen | RHP |
| 38 | Gallo, Nick | INF |
| 39 | Hackerott, Alex | LHP |
| 28 | Hassel, Corey | OF/RHP |
| 45 | Hatch, Thomas | RHP |
| 32 | Leeper, Ben | RHP |
| 46 | Lienhard, Joe | RHP |
| 13 | Littell, Jon | OF |
| 26 | Matheny, Luke | RHP |
| 3 | McCain, Garrett | OF |
| 27 | Mertz, Michael | RHP |
| 33 | O'Brien, Mason | 1B |
| 6 | Petrino, David | INF |
| 30 | Reed, Remy | RHP |
| 44 | Rosa, Andrew | INF |
| 17 | Rowlett, Baylor | C |
| 1 | Shaver, Alex | OF |
| 18 | Simpson, Colin | C |
| 36 | Simpson, Max | RHP |
| 8 | Sluder, Ryan | OF |
| 19 | Teel, Carson | LHP |
| 16 | Theroux, Collin | C |
| 23 | Verplank, Bryce | RHP/OF |
| 5 | Walton, Donnie | INF |
| 22 | Williams, Dustin | 1B |
| 15 | Williams, Garrett | LHP |
| 31 | Wilson, Matt | LHP |

PRONUNCIATION GUIDE

| | |
|-----------|------------------|
| Hackerott | hacker-it |
| Lienhard | lin-hard |
| Littell | li-tell |
| Matheny | ma-thee-knee |
| Remy Reed | rimmy |
| Sluder | slew-der |
| Theroux | th-row |
| Vilade | rhymes with made |

ROSTER BREAKDOWN

BY CLASS

Seniors (5): Costello, Hackerott, Hassel, Petrino, Walton
Juniors (10): Buffett, Cobb, Davis, Gallo, Mertz, Reed, Sluder, Theroux, D. Williams, G. Williams
Sophomores (11): Battenfield, Bengé, Chappell, Cowan, Hatch, Littell, McCain, O'Brien, Rosa, M. Simpson, Wilson
Redshirt Freshmen (1): Teel
Freshmen (8): Elliott, Leeper, Lienhard, Matheny, Rowlett, Shaver, C. Simpson, Verplank

BY STATE

Oklahoma (16): Battenfield, Bengé, Chappell, Cobb, Costello, Cowan, Hackerott, Hassel, Hatch, Littell, O'Brien, Rosa, C. Simpson, M. Simpson, Teel, Walton
Texas (12): Elliott, Leeper, McCain, Mertz, Reed, Rowlett, Shaver, Sluder, Verplank, D. Williams, G. Williams, Wilson
California (2): Davis, Theroux
Arkansas (1): Petrino
Florida (1): Gallo
Kansas (1): Lienhard
Missouri (1): Matheny
New Mexico (1): Buffett



RADIO/TV CHART



1

Alex Shaver
OF • L/L • 5-11, 189
Fr. • Sugarland, Texas




2

J.R. Davis
INF • R/R • 5-9, 187
Jr. • Vallejo, Calif.




3

Garrett McCain
OF • R/L • 6-0, 186
So. • Wylie, Texas




4

Jacob Chappell
INF • R/R • 6-0, 164
So. • Guthrie, Okla.




5

Donnie Walton
INF • S/R • 5-10, 184
Sr. • Tulsa, Okla.




6

David Petrino
INF • R/R • 5-10, 198
Sr. • Springdale, Ark.




7

Garrett Bengel
INF • L/R • 5-11, 200
So. • Yukon, Okla.



8

Ryan Sluder
OF • R/R • 6-2, 197
Jr. • Amarillo, Texas




13

Jon Littell
OF • R/R • 6-3, 205
So. • Stillwater, Okla.




15

Garrett Williams
LHP • 6-1, 204
Jr. • Lubbock, Texas




16

Collin Theroux
C • R/R • 6-1, 223
Jr. • San Mateo, Calif.




17

Baylor Rowlett
C • R/R • 6-0, 198
Fr. • College Station, Texas




18

Colin Simpson
C • L/R • 5-9, 227
Fr. • Edmond, Okla.




19

Carson Teel
LHP • 6-0, 170
R-Fr. • Stillwater, Okla.



22

Dustin Williams
1B • L/R • 6-2, 229
Jr. • Weatherford, Texas



23

Bryce Verplank
RHP/OF • R/R • 6-4, 223
Fr. • Flower Mound, Texas



24

Conor Costello
RHP/OF • R/R • 6-3, 211
Sr. • Edmond, Okla.




25

Trey Cobb
RHP • 6-1, 199
Jr. • Broken Arrow, Okla.




26

Luke Matheny
RHP • 6-2, 191
Fr. • Chesterfield, Mo.



27

Michael Mertz
RHP • 6-2, 209
Jr. • Pflugerville, Texas




28

Corey Hassel
OF/RHP • R/R • 5-10, 175
Sr. • Stillwater, Okla.




30

Remey Reed
RHP • 6-5, 225
Jr. • Frisco, Texas



31

Matt Wilson
LHP • 6-5, 209
So. • Dallas, Texas



32

Ben Leeper
RHP • 5-11, 193
Fr. • Southlake, Texas



33

Mason O'Brien
1B • L/L • 6-0, 193
So. • Owasso, Okla.



34

Jensen Elliott
RHP • 6-6, 206
Fr. • Coppell, Texas




36

Max Simpson
RHP • 6-3, 201
So. • Tulsa, Okla.




37

Tyler Buffett
RHP • 6-2, 197
Jr. • Albuquerque, N.M.




38

Nick Gallo
INF • R/R • 5-10, 181
Jr. • West Palm Beach, Fla.




39

Alex Hackerott
LHP • 6-2, 196
Sr. • Sand Springs, Okla.



42

Jake Cowan
RHP • 6-1, 201
So. • Mangum, Okla.



43

Blake Battenfield
RHP • 6-4, 210
So. • Claremore, Okla.



44

Andrew Rosa
INF • R/R • 6-2, 188
So. • Owasso, Okla.



45

Thomas Hatch
RHP • 6-1, 190
So. • Tulsa, Okla.



46

Joe Lienhard
RHP • 6-4, 239
Fr. • Wichita, Kan.



9

Josh Holliday
Head Coach
Fourth Season




12

James Vilade
Asst. Coach/Recruiting
First Season




10

Rob Walton
Asst. Coach/Pitching
Fourth Season



40

Mark Ginther
Volunteer Asst. Coach
Second Season



Heath Holliday
Director of Operations
First Season



GAME NOTES



2015 BIG 12 CONFERENCE STANDINGS

| | Big 12 | | Overall | |
|----------------|--------|----|---------|----|
| | W | L | W | L |
| TCU | 18 | 5 | 51 | 15 |
| Oklahoma State | 14 | 8 | 38 | 20 |
| Oklahoma | 13 | 11 | 34 | 27 |
| Texas Tech | 13 | 11 | 31 | 24 |
| Texas | 11 | 13 | 30 | 27 |
| Kansas State | 10 | 14 | 27 | 30 |
| West Virginia | 9 | 13 | 27 | 27 |
| Baylor | 9 | 15 | 23 | 32 |
| Kansas | 8 | 15 | 23 | 32 |

This Week's Big 12 Schedule

Friday

| | |
|--------------------------------------|-----------|
| Milwaukee at Texas Tech | 2 p.m. |
| West Virginia at Charleston Southern | 3 p.m. |
| Northeastern at Oklahoma | 4 p.m. |
| UNLV at Texas | 6 p.m. |
| Washington at Baylor | 6:30 p.m. |
| Loyola Marymount at TCU | 6:30 p.m. |
| Kansas State at UC Riverside | 8 p.m. |

Saturday

| | |
|--------------------------------------|--------|
| Milwaukee at Texas Tech (DH) | Noon |
| West Virginia at Charleston Southern | 1 p.m. |
| Northeastern at Oklahoma (DH) | 1 p.m. |
| UNLV at Texas | 2 p.m. |
| Loyola Marymount at TCU | 2 p.m. |
| Washington at Baylor | 3 p.m. |
| Kansas at Little Rock | 3 p.m. |
| Kansas State at UC Riverside | 3 p.m. |

Sunday

| | |
|--------------------------------------|--------|
| West Virginia at Charleston Southern | Noon |
| Milwaukee at Texas Tech | Noon |
| Washington at Baylor | 1 p.m. |
| Northeastern at Oklahoma | 1 p.m. |
| UNLV at Texas | 1 p.m. |
| Loyola Marymount at TCU | 1 p.m. |
| Kansas State at UC Riverside | 3 p.m. |

...

2016 Big 12 Preseason Coaches Poll

- | | |
|------------------------------|------------------|
| 1. TCU (3) | 6. West Virginia |
| 2. Oklahoma State (3) | 7. Kansas |
| 3. Texas (3) | 8. Kansas State |
| 4. Oklahoma | 9. Baylor |
| 5. Texas Tech | |

In The Polls

OSU is ranked as high as No. 7 in the national preseason polls, earning that spot from Perfect Game. The Cowboys are ranked No. 8 by *D1Baseball.com*, No. 9 by *Baseball America*, 10th in the *USA Today* coaches poll, 11th by the NCBWA and 25th by *Collegiate Baseball*.

OSU has been ranked in at least one national poll for 52 consecutive weeks dating back to 2013, when the Cowboys were in the polls for the final 14 weeks of the season. During that time, they have been ranked as high as No. 3 (by the NCBWA in 2014), and they finished the '14 season ranked 10th in each of the final polls, marking the 19th time in program history OSU ended the season in the top 10 in the national polls.

2,500 Club

Oklahoma State is one of just 18 programs in Division I history to reach 2,500 victories and begins 2016 with 2,513 all-time wins. Of those achieving that feat, only one has played fewer seasons than OSU's 104 (Florida State with 68).

OSU entered the 2016 season ranked sixth all time in NCAA history with a .665 winning percentage.

The Century Mark

In his third season as head coach at his alma mater, Josh Holliday became the sixth skipper to record 100 career wins at Oklahoma State. Holliday's 100th win came on March 13, 2015, against Grand Canyon in his 143rd game, making him the second-fastest Cowboy boss to reach 100 victories.

| Coach | Games to reach 100 wins | Season reached 100 wins |
|----------------|-------------------------|-------------------------|
| Toby Greene | 140 | 8th |
| Josh Holliday | 143 | 3rd |
| Gary Ward | 146 | 3rd |
| Tom Holliday | 147 | 3rd |
| Chet Bryan | 161 | 6th |
| Frank Anderson | 162 | 3rd |

Omaha

The Cowboys' coaching staff is no stranger to the College World Series, with Josh Holliday and Rob Walton combining for nine CWS appearances as either a player or coach.

Holliday played on a pair of CWS teams at OSU (1996 & 1999) and has coached in the CWS as an assistant at Georgia Tech (2006), Arizona State (2009) and Vanderbilt (2011).

Walton spent four seasons as a pitcher at OSU from 1983-86, and each of those teams appeared in the CWS.

Baseball In Their Blood

Baseball — and Oklahoma State — is definitely a family affair for Josh Holliday.

Josh's father, Tom, served as an OSU assistant coach for 19 years then took over as the Cowboys' head coach from 1997-2003, leading the program to its last College World Series appearance in 1999 (and coaching Josh in his final three collegiate seasons). Tom has spent four decades as a collegiate coach and was inducted into the Cowboy Baseball Hall of Fame in 2016.

Josh's younger brother, Matt, is an outfielder for the St. Louis Cardinals. In 12 major league seasons, Matt has been named to seven MLB All-Star teams.

Josh's uncle, Dave Holliday, was an OSU assistant coach from 1981-88 and has since held a variety of roles in Major League Baseball, including his current spot as a professional scout for the Atlanta Braves.

Home Sweet Home

Allie P. Reynolds Stadium has been home to Oklahoma State baseball since April 4, 1981, and in those 34 seasons, the Cowboys have been nearly unbeatable on their home field.

OSU is 880-208 (.809) all time at Reynolds Stadium and has lost more than two consecutive games on their home turf only five times (six in a row in 2007; three straight in 2010, 2012, 2013 and 2014).

The Cowboys were 19-8 on their home field in 2015.

On The Road Again and Again and Again and Again and Again and Again and Again and Again and...

As has become commonplace, OSU will open Big 12 Conference play on the road in 2016.

The Cowboys have begun league play at Allie P. Reynolds Stadium only twice since 2003 (in 2005 and 2013), and this season OSU will open at Kansas State.

The trend will continue in the near future as the conference office has set schedules for 2017 and 2018, and in each of those seasons, OSU opens Big 12 action away from Stillwater.

Since 2004 and spanning through 2018, OSU will have opened conference play on the road 13 times and only two times at home. Since Big 12 baseball began play in 1997, the Cowboys will have opened league play on the road 16 times and just six times in Stillwater.

It's Been Awhile

OSU has not lost a three-game Big 12 Conference series at Allie P. Reynolds Stadium since 2012 when it was swept by Texas A&M on the final weekend of the season. Over the last three seasons, the Cowboys have won nine consecutive three-game league series on their home field following a split in a rain-shortened two-game series with Baylor to open league play in 2013. (In 2015 OSU lost its only game vs. West Virginia in Stillwater — the final two games of the series were canceled due to weather).



GAME NOTES



Josh Holliday

Head Coach,
Fourth Season

Josh Holliday returned home to take over the Oklahoma State baseball program when he was named the 15th head coach in program history on June 8, 2012.

Holliday's hire has paid huge and immediate dividends as he has led the OSU program back to national prominence in his first three years at the helm.

Since taking over the reins, Holliday has guided the Cowboys to three-straight NCAA Tournament appearances, the program's first-ever regular season Big 12 Conference championship and its third NCAA Super Regional berth. During Holliday's three-year tenure, the Cowboys have won 127 games, the second-highest win total among Big 12 teams during that span.

The Oklahoma State alumnus and native of Stillwater made an immediate impact in his first season at the helm, leading the Cowboys to a 41-19 record and the finals of the NCAA Louisville Regional.

OSU's 41 wins in 2013 was its most since 2008, and the Cowboys' second-place finish in the Big 12 Conference was also its best in five years.

Under Holliday's direction, the Cowboys won five of their eight Big 12 series, including four in a row to end the season, and OSU had 11 players garner All-Big 12 accolades, its most since 2008.

OSU's second season under Holliday was even better, and he became the first-ever Cowboy skipper to be named the Big 12 Conference Coach of the Year.

In 2014, the Cowboys went 48-18, marking the most wins for the program since 1994. OSU captured the Big 12 regular season crown with an 18-6 mark, then went on to win the NCAA Stillwater Regional championship and advance to the NCAA Stillwater Super Regional, its first Super Regional appearance since 2007.

The 2014 season also saw the Cowboys win their final seven Big 12 Conference series and rank in the top 10 nationally in five categories, including home runs, walks, sacrifice bunts and winning percentage.

Further adding to the accolades, 2014 also saw a pair of Cowboys — Brendan McCurry and Zach Fish — earn All-America honors. Fish was named the Big 12 Player of the Year and was one of 11 Cowboys to garner All-Big 12 accolades, which included a school-record six first-team honorees.

Holliday is the first former OSU player to serve as the program's head coach. A four-year letterwinner for the Cowboys from 1996-99, Holliday was a starter on teams that made four NCAA Tournament appearances and reached the College World Series in 1996 and 1999.

For 11 years, Holliday served as an assistant coach at some of the nation's top baseball programs. He started his coaching career at OSU before serving on the staffs at North Carolina State, Georgia Tech, Arizona State and Vanderbilt. He coached seven NCAA Tournament teams and three of those advanced to the College World Series (Georgia Tech in 2006, Arizona State in 2009 and Vanderbilt in 2011).

A four-year letterwinner who played in 256 games, which ranks second all time at OSU, Holliday compiled a career .311 batting average to go along with 53 home runs, 62 doubles and 237 RBIs. He was inducted into the OSU Baseball Hall of Fame in 2003.

Holliday's name is prominent throughout the OSU record book. He is OSU's all-time leader in base on balls with 225 and ranks in the top five on the Cowboys' career lists in games, at bats, runs, hits, doubles, total bases, RBIs and hit by pitches while ranking seventh in homers.

Holliday was a three-time All-Big 12 performer, earning first-team honors in 1998 (at catcher) and 1999 (at third base). He was a second-team selection as a utility player in 1997 and was named the Big Eight Conference Freshman of the Year and a Freshman All-American in 1996.

Holliday Year-By-Year At OSU

| | Overall | Big 12 |
|--------|---------------|--------------|
| 2013 | 41-19 | 13-10 |
| 2014 | 48-18 | 18-6 |
| 2015 | 38-20 | 14-8 |
| 2016 | 0-0 | 0-0 |
| Totals | 127-57 (.690) | 45-24 (.652) |

THE JOSH HOLLIDAY FILE

- **1996-99:** Played at Oklahoma State
- **1999-00:** Played in Toronto Blue Jays organization
- **2001-03:** Oklahoma State assistant coach
- **2004:** North Carolina State assistant coach
- **2005-07:** Georgia Tech assistant coach
- **2008-09:** Arizona State assistant coach
- **2010-12:** Vanderbilt assistant coach
- **2013-pres.:** Oklahoma State head coach

Big 12's Best

Oklahoma State's .690 winning percentage (127-57) since 2013 is the highest in the Big 12 Conference during that span. TCU comes in second at .677, with the Cowboys only trailing the Horned Frogs by one in the win column.

OSU has also finished first or second in the league standings each of the last three years, and the Cowboys are the only Big 12 team over that span to finish over .500 in conference play each year.

Comeback Cowboys

Come-from-behind victories have become a trend for the Cowboys under Josh Holliday. OSU has overcome deficits to win 61 games in Holliday's three seasons, notching 18 comeback wins in 2013, 28 in 2014 and 15 a year ago.

Awards Show

A number of Cowboys who earned all-conference recognition a year ago return in 2015.

Donnie Walton was named to the All-Big 12 First Team as an infielder last season, while outfielders Ryan Sluder and Corey Hassel each picked up All-Big 12 Second Team honors.

Earning All-Big 12 honorable mention accolades were first baseman Dustin Williams and pitchers Trey Cobb and Remy Reed, while Jacob Chappell was named to the Big 12 All-Freshman Team.

I Feel A Draft

OSU has nine players on its 2016 roster who have been Major League Baseball Draft picks, including a pair of two-time draftees in Conor Costello (2011, Cincinnati, 16th/2015, Pittsburgh 38th) and Donnie Walton (2012, NY Mets, 36th/2015, Milwaukee, 23rd). Other MLB Draft picks include: Garrett Bengt (2015, Cleveland, 22nd); Thomas Hatch (2013, Colorado, 32nd); Jon Littell (2014, Washington, 39th); David Petrino (2014, Chicago Cubs, 39th); Andrew Rosa (2013, Boston, 30th); Collin Theroux (2015, Minnesota, 33rd); and Garrett Williams (2013, San Diego, 33rd).

Close Calls

OSU is 26-13 in one-run games over the last three seasons, and during that same span, 33 of the Cowboys' 57 losses have come by two runs or less. Of the Pokes' 20 losses in 2015, 14 were by two runs or less.

Generating Offense Every Which Way

In 2015, OSU led the Big 12 in on-base percentage (.381), walks (282) and sacrifice bunts (81), and the Cowboys ranked second in runs (380), home runs (41), RBIs (338), stolen bases (89) and sacrifice flies (26).

Small Ball

OSU has smashed program records for sacrifice bunts each of the last three years.

In 2014, the Cowboys were third nationally with 88 sacrifice bunts, which trumped the 2013 team's 74 sac bunts to set a program record. Donnie Walton ranked fourth in the NCAA in 2014 with 22 sac bunts, while Gage Green tallied 11.

Last season, OSU led the NCAA with 81 sacrifice bunts and four different Cowboys had at least 10 sac bunts on the year.

Entering his senior season, Walton has racked up an OSU career-record 52 sacrifice bunts, a total which ranks 11th on the NCAA's all-time list.

Strong-Armed

In three seasons under the direction of coach Rob Walton, OSU's pitching staff has turned in impressive numbers.

The Cowboys' success under Walton includes 12 All-Big 12 pitchers, two consensus first-team All-Americans, a Big 12 Pitcher of the Year and a first-round Major League Baseball Draft pick.

Here's just a sampling of how the Cowboys have performed under Walton:

- OSU's pitching staff led the Big 12 in ERA in conference-only games in 2014 (2.43) and 2015 (2.50).
- The Cowboys' 2.84 ERA in 2015 ranked eighth nationally and was the lowest by an OSU pitching staff since 1973.
- OSU recorded seven shutouts in both 2013 and 2014, marking just the fourth and fifth times in program history the Cowboys had reached that mark. In the 26 seasons prior to 2013, the program had reached seven shutouts only once.
- Over the last three seasons, OSU has seen Jason Hursh drafted in the first round of the 2013 Major League Baseball Draft, Brendan McCurry (2014) and Michael Freeman (2015) named first-team All-Americans and Freeman garner Big 12 Pitcher of the Year honors.
- Freeman's 1.31 ERA ranked sixth in the NCAA in 2015 and was the fifth lowest in a single season in OSU history.
- McCurry set OSU records for single-season saves (19) and career saves (27).

Back In The Saddle

Donnie Walton spurned professional baseball last summer to return for his senior season with the Cowboys in 2016.

Walton has established himself as one of the Big 12's elite players since arriving on campus in 2013. In 160 career games, the switch hitter owns a .306 batting average to go along with eight home runs, 92 RBIs, 30 doubles and an OSU record 52 sacrifice bunts.

Primarily a shortstop throughout his career, Walton is one of just nine players in OSU history to earn All-Big 12 First Team accolades twice (in 2014 & 2015), with no Cowboy ever achieving that status three times.

A 23rd-round draft pick of the Milwaukee Brewers last June, Walton chose not to sign a pro contract and instead starred in the prestigious Cape Cod Baseball League. He was named the CCBL All-Star Game MVP and then earned the Star of Stars Award as the most valuable player of the CCBL playoffs after leading the Yarmouth-Dennis Red Sox to the league championship.

Walton is one of 50 players on USA Baseball's 2016 Golden Spikes Award Preseason Watch List. The award is given to the top player in amateur baseball.



GAME NOTES

COWBOY BASEBALL BY THE NUMBERS

| | |
|------------------------|---|
| 2,513/ .665 | OSU enters the 2016 season, the 105th in program history, with 2,475 wins and a .665 winning percentage |
| 115 | OSU has had 115 All-Americans in its history |
| 100 | Career home runs hit by Cowboy Pete Incaviglia, an NCAA record |
| 61 | OSU's record for wins in a season, set in 1984 & 1988 |
| 58 | Consecutive game hitting streak for Robin Ventura in 1987, an NCAA record |
| 48/143 | Number of home runs & RBIs for Pete Incaviglia during the 1985 season, both NCAA records |
| 41 | NCAA Tournament berths for OSU, the fourth-highest total all time |
| 38 | Number of Cowboys to earn All-Big 12 First Team honors |
| 31 | Conference championships for the Cowboys (24 Big Eight, 5 Missouri Valley, 2 Big 12) |
| 24 | Big Eight Conference championships, a record |
| 23 | Cowboys have been named first-team All-American |
| 19 | College World Series appearances by OSU, which ranks sixth all time |
| 18 | Cowboys drafted in the first round of the Major League Baseball Draft |
| 16 | OSU won an NCAA record 16-straight Big Eight Conference championships from 1981-1996 |
| 14 | Top 10 finishes in Baseball America final season polls (since 1981) |
| 7 | 50 win seasons by the Cowboys |
| 6 | Berths in the College World Series championship game |
| 4 | Cowboys in the National College Baseball Hall of Fame - Robin Ventura, Pete Incaviglia, Gary Ward & Tom Borland |
| 3 | NCAA Super Regional appearances by the Cowboys - 1999, 2007, 2014 |
| 2 | Cowboy alumni who are Major League Baseball managers - Robin Ventura (White Sox) & John Farrell (Red Sox) |
| 2 | Cowboys named Big 12 Conference Player of the Year - Zach Fish (2014) & Tyler Mach (2006) |
| 2 | Cowboys named Big 12 Conference Pitcher of the Year - Michael Freeman (2014) & Andrew Heaney (2012) |
| 1 | National championship for OSU, which came in 1959 |
| 1 | Golden Spikes Award winner - Robin Ventura in 1988 |

Hometown Hero

Corey Hassel played in 86 games and hit just .208 in his first two seasons at OSU, but the Stillwater native had a breakout junior campaign for his hometown Cowboys in 2015.

Used mostly as a late-game defensive replacement and pinch runner in 2013 and 2014, Hassel became a regular starter in the outfield as a junior and led the Cowboys with a .312 batting average. He also topped OSU in multi-hit games (18) and multi-RBI efforts (11) en route to All-Big 12 Second Team honors. In conference play, Hassel hit .344 with two home runs and 18 RBIs and led OSU in numerous offensive categories, including RBIs, hits (31) and doubles (6).

Sluder's Surge

Another breakout star for the Cowboys in 2015 was outfielder Ryan Sluder, who hit .284 with 67 at-bats in 35 games as a freshman but blossomed into an All-Big 12 Second Team performer in 2015.

As a sophomore, Sluder was second on the Cowboys with a .309 batting average, and led the club with 14 doubles and six homers. The Texan went on a tear in league games as he led OSU with a .403 average — the highest in the conference in Big 12 play — to go along with five homers, 10 RBIs and a .710 slugging percentage.

Sluder was named to the 2016 Perfect Game Preseason All-America Third Team.

Workhorse

Trey Cobb became the Cowboys' go-to pitcher out of the bullpen in 2015. His team-high 31 appearances marked the third most in a single season in OSU history, and the right-hander compiled a 5-2 record and two saves to go along with a 2.61 ERA. In 58.2 innings — all in relief — Cobb racked up 53 strikeouts, and opponents hit just .221 against him as he earned honorable mention All-Big 12 accolades.

Two-Way Threat

Conor Costello is another Cowboy who could have begun his professional career in 2015 but instead chose to return to Stillwater for his senior season in 2016 after being drafted in the 38th round by the Pittsburgh Pirates last June.

Costello's role is a big one as he'll be counted on to contribute on the mound and at the plate. In two seasons in an OSU uniform, he's smashed 15 home runs and collected 62 RBIs in 108 games, while also going 2-1 with a save in nine pitching appearances.

Named to the John Olerud Two-Way Player of the Year Award Watch List a year ago, Costello is expected to take on an increased pitching role in '16 after a season in which he went 2-0 with a save and a 1.67 ERA in seven outings.

The Injury Bug Took Big Bites

OSU overcame numerous injuries to key players in 2015, with many of those setbacks keeping those players out of the lineup for significant and extended periods of time.

- Donnie Walton missed 19 games with a wrist injury that required surgery to remove his hamate bone.
- Starting catcher Bryan Case missed 13 games with a broken thumb.
- Starting designated hitter Garrett McCain was hitting .313 before a broken bone in his hand required surgery and caused him to miss 19 games.
- Starting right fielder Conor Costello was among OSU's top hitters in Big 12 play before missing six games following an injury that caused him to be hospitalized for four days.
- Pitcher Blake Battenfield, who was 4-0 in 27 games as a freshman in 2014, pitched in only six games last season after an arm injury kept him out of action since March 28.
- Arm surgery limited infielder Andrew Rosa to just nine games in 2015, and Thomas Hatch did not pitch at all due to an arm injury — both redshirted.
- Relief pitcher Michael Mertz missed most of the season coming off arm surgery and pitched in only three games.

Building A Winner

In three seasons as head coach at his alma mater, Josh Holliday has built quite a resume. Just a few of the highlights:

- OSU's .690 winning percentage is the highest among Big 12 teams from 2013-15;
- OSU has finished first or second in the conference standings each year (1st in 2014, 2nd in 2013 and 2015);
- The Cowboys finished in the top 10 in the national rankings in 2014 after ending the 2013 season ranked as high as No. 19. Counting the 2016 preseason polls, they've been nationally ranked for 52 consecutive weeks.
- In 2014, OSU advanced to the third Super Regional in program history and won its first-ever Big 12 Conference regular season championship;
- OSU has hosted two NCAA Regionals and been the top-seeded team both times;
- The Cowboys have earned three NCAA Regional berths and advanced to the regional championship round twice;
- OSU has won at least five of its eight Big 12 Conference series each season (5 in 2013, 7 in 2014, 6 in 2015).

OKSTATE.COM
f t YouTube g+ OSUATHLETICS



COWBOYS IN THE RANKINGS

Baseball America (Preseason)

| | |
|--------------------------|--------------|
| 1. Florida | 44-24 |
| 2. Louisville | 47-18 |
| 3. Texas A&M | 50-14 |
| 4. Virginia | 44-24 |
| 5. Oregon State | 39-19 |
| 6. Miami (Fla.) | 50-17 |
| 7. Vanderbilt | 51-21 |
| 8. California | 36-21 |
| 9. Oklahoma State | 38-20 |
| 10. UCLA | 45-16 |
| 11. LSU | 54-12 |
| 12. Houston | 43-20 |
| 13. Louisiana-Lafayette | 42-23 |
| 14. Oregon | 38-25 |
| 15. Michigan | 39-25 |
| 16. USC | 39-21 |
| 17. Florida State | 44-21 |
| 18. TCU | 51-15 |
| 19. North Carolina State | 36-23 |
| 20. Mississippi State | 24-30 |
| 21. Oklahoma | 34-27 |
| 22. Cal State Fullerton | 39-25 |
| 23. Coastal Carolina | 39-21 |
| 24. Mississippi | 30-28 |
| 25. Kentucky | 30-25 |

USA Today (Preseason)

| | |
|---------------------------|--------------|
| 1. Florida | 44-24 |
| 2. Louisville | 47-18 |
| 3. Vanderbilt | 51-21 |
| 4. Texas A&M | 50-14 |
| 5. LSU | 54-12 |
| 6. Miami (Fla.) | 50-17 |
| 7. Virginia | 44-24 |
| 8. Oregon State | 39-19 |
| 9. UCLA | 45-16 |
| 10. Oklahoma State | 38-20 |
| 11. TCU | 51-15 |
| 12. California | 36-21 |
| 13. Louisiana-Lafayette | 42-23 |
| 14. Florida State | 44-21 |
| 15. Oregon | 38-25 |
| 16. Cal State Fullerton | 39-25 |
| 17. Mississippi State | 24-30 |
| 18. Houston | 43-20 |
| 19. North Carolina State | 36-23 |
| 20. USC | 39-21 |
| 21. North Carolina | 34-24 |
| 22. Arkansas | 40-25 |
| 23. South Carolina | 32-25 |
| 24. Rice | 37-22 |
| 25. Missouri State | 49-12 |

NCBWA (Preseason)

| | |
|---------------------------|--------------|
| 1. Florida | 44-24 |
| 2. Louisville | 47-18 |
| 3. Vanderbilt | 51-21 |
| 4. Texas A&M | 50-14 |
| 5. Oregon State | 39-19 |
| 6. Miami (Fla.) | 50-17 |
| 7. LSU | 54-12 |
| 8. Virginia | 44-24 |
| 9. UCLA | 45-16 |
| 10. California | 36-21 |
| 11. Oklahoma State | 38-20 |
| 12. TCU | 51-15 |
| 13. Louisiana-Lafayette | 42-23 |
| 14. Florida State | 44-21 |
| 15. Houston | 43-20 |
| 16. Cal State Fullerton | 39-25 |
| 17. Oregon | 38-25 |
| 18. USC | 39-21 |
| 19. Mississippi State | 24-30 |
| 20. North Carolina State | 36-23 |
| 21. North Carolina | 34-24 |
| 22. Arkansas | 40-25 |
| 23. Coastal Carolina | 39-21 |
| 24. South Carolina | 32-25 |
| 25. Michigan | 39-25 |
| 26. Rice | 37-22 |
| 27. Maryland | 42-24 |
| 28. Missouri State | 49-12 |
| 29. Texas | 30-27 |
| 30. Oklahoma | 34-27 |
| 31. Dallas Baptist | 46-15 |
| 32. Kentucky | 30-25 |
| 33. Mississippi | 30-28 |
| 34. College of Charleston | 45-15 |
| 35. Tulane | 35-35 |

Collegiate Baseball (Preseason)

| | |
|---------------------------|--------------|
| 1. Florida | 44-24 |
| 2. Louisville | 47-18 |
| 3. Vanderbilt | 51-21 |
| 4. Miami (Fla.) | 50-17 |
| 5. Texas A&M | 50-14 |
| 6. Louisiana-Lafayette | 42-23 |
| 7. LSU | 54-12 |
| 8. Oregon State | 39-19 |
| 9. Virginia | 44-24 |
| 10. UCLA | 45-16 |
| 11. Mississippi State | 24-30 |
| 12. Cal State Fullerton | 39-25 |
| 13. California | 36-21 |
| 14. Oregon | 38-25 |
| 15. TCU | 51-15 |
| 16. Florida State | 44-21 |
| 17. Missouri State | 49-12 |
| 18. Houston | 43-20 |
| 19. Tulane | 35-25 |
| 20. Rice | 37-22 |
| 21. Georgia Tech | 32-23 |
| 22. North Carolina | 34-24 |
| 23. Michigan | 39-25 |
| 24. Arkansas | 40-25 |
| 25. Oklahoma State | 38-20 |
| 26. Stony Brook | 35-16-1 |
| 27. Notre Dame | 37-23 |
| 28. Maryland | 42-24 |
| 29. Kentucky | 30-25 |
| 30. Pepperdine | 32-29 |
| 31. Dallas Baptist | 46-15 |
| 32. College of Charleston | 45-15 |
| 33. Coastal Carolina | 39-21 |
| 34. Missouri | 30-28 |
| 35. South Carolina | 32-25 |
| 36. San Diego State | 37-20 |
| 37. South Alabama | 37-20 |
| 38. Winthrop | 40-19 |
| 39. Texas Tech | 31-24 |
| 40. Texas | 30-27 |

D1Baseball (Preseason)

| | |
|--------------------------|--------------|
| 1. Florida | 44-24 |
| 2. Louisville | 47-18 |
| 3. Vanderbilt | 51-21 |
| 4. Texas A&M | 50-14 |
| 5. Oregon State | 39-19 |
| 6. Miami (Fla.) | 50-17 |
| 7. LSU | 54-12 |
| 8. Oklahoma State | 38-20 |
| 9. California | 36-21 |
| 10. North Carolina State | 36-23 |
| 11. UCLA | 45-16 |
| 12. USC | 39-21 |
| 13. Virginia | 44-24 |
| 14. Oregon | 38-25 |
| 15. Mississippi State | 24-30 |
| 16. North Carolina | 34-24 |
| 17. South Carolina | 32-25 |
| 18. Louisiana-Lafayette | 42-23 |
| 19. TCU | 51-15 |
| 20. Florida State | 44-21 |
| 21. Cal State Fullerton | 39-25 |
| 22. Houston | 43-20 |
| 23. Texas | 30-27 |
| 24. Coastal Carolina | 39-21 |
| 25. Arkansas | 40-25 |

Perfect Game (Preseason)

| | |
|--------------------------|--------------|
| 1. Florida | 44-24 |
| 2. Louisville | 47-18 |
| 3. Texas A&M | 50-14 |
| 4. Vanderbilt | 51-21 |
| 5. LSU | 54-12 |
| 6. Oregon State | 39-19 |
| 7. Oklahoma State | 38-20 |
| 8. California | 36-21 |
| 9. Virginia | 44-24 |
| 10. Louisiana-Lafayette | 42-23 |
| 11. Miami (Fla.) | 50-17 |
| 12. Oregon | 38-25 |
| 13. North Carolina State | 36-23 |
| 14. UCLA | 45-16 |
| 15. Missouri | 30-28 |
| 16. Houston | 43-20 |
| 17. Mississippi State | 24-30 |
| 18. TCU | 51-15 |
| 19. Oklahoma | 34-27 |
| 20. Florida State | 44-21 |
| 21. Coastal Carolina | 39-21 |
| 22. North Carolina | 34-24 |
| 23. Michigan | 39-25 |
| 24. Notre Dame | 37-23 |
| 25. Texas Tech | 31-24 |

Cowboys Week-By-Week In The National Polls

| | Baseball America | USA Today | NCBWA | Collegiate Baseball | D1Baseball | Perfect Game |
|-----------|------------------|-----------|-------|---------------------|------------|--------------|
| Preseason | 9 | 10 | 11 | 25 | 8 | 7 |



2015 OVERALL STATISTICS

(All games Sorted by Batting avg)

Record: 38-20 Home: 19-8 Away: 9-9 Neutral: 10-3 Big 12: 14-8

| Player | avg | gp-gs | ab | r | h | 2b | 3b | hr | rbi | tb | slg% | bb | hp | so | gdp | ob% | sf | sh | sb-att | po | a | e | fld% |
|---------------------|------|-------|------|-----|-----|----|----|----|-----|-----|------|-----|----|-----|-----|------|----|----|--------|------|-----|----|-------|
| 28 Hassel, Corey | .312 | 54-46 | 199 | 27 | 62 | 10 | 1 | 3 | 33 | 83 | .417 | 9 | 4 | 50 | 1 | .352 | 1 | 10 | 13-17 | 78 | 4 | 1 | .988 |
| 8 Sluder, Ryan | .309 | 50-44 | 162 | 36 | 50 | 14 | 0 | 6 | 22 | 82 | .506 | 23 | 2 | 34 | 0 | .401 | 0 | 7 | 5-7 | 66 | 0 | 0 | 1.000 |
| 17 Green, Gage | .291 | 58-58 | 223 | 44 | 65 | 5 | 3 | 5 | 29 | 91 | .408 | 28 | 16 | 44 | 2 | .404 | 3 | 18 | 18-21 | 268 | 24 | 1 | .997 |
| 2 Arakawa, Tim | .289 | 57-57 | 211 | 50 | 61 | 10 | 3 | 2 | 37 | 83 | .393 | 42 | 5 | 49 | 2 | .412 | 4 | 7 | 10-14 | 117 | 200 | 3 | .991 |
| 22 Williams, Dustin | .276 | 57-53 | 192 | 37 | 53 | 11 | 4 | 6 | 38 | 90 | .469 | 37 | 1 | 59 | 3 | .396 | 0 | 2 | 5-6 | 496 | 44 | 3 | .994 |
| 24 Costello, Conor | .240 | 49-48 | 183 | 32 | 44 | 7 | 0 | 6 | 35 | 69 | .377 | 25 | 5 | 52 | 2 | .343 | 3 | 1 | 13-14 | 51 | 6 | 2 | .966 |
| 44 Rosa, Andrew | .333 | 9-0 | 9 | 2 | 3 | 1 | 0 | 1 | 2 | 7 | .778 | 2 | 0 | 2 | 0 | .455 | 0 | 0 | 0-0 | 1 | 2 | 1 | .750 |
| 5 Walton, Donnie | .326 | 39-36 | 135 | 26 | 44 | 7 | 1 | 4 | 29 | 65 | .481 | 22 | 2 | 23 | 2 | .410 | 7 | 12 | 3-3 | 54 | 119 | 10 | .945 |
| 3 McCain, Garrett | .319 | 30-18 | 72 | 18 | 23 | 3 | 1 | 0 | 13 | 28 | .389 | 11 | 9 | 17 | 0 | .467 | 0 | 4 | 7-7 | 5 | 0 | 0 | 1.000 |
| 16 Bradley, Kevin | .281 | 49-37 | 139 | 15 | 39 | 7 | 0 | 3 | 23 | 55 | .396 | 18 | 1 | 29 | 1 | .358 | 4 | 0 | 2-4 | 40 | 21 | 5 | .924 |
| 6 Petrino, David | .257 | 38-13 | 70 | 14 | 18 | 2 | 1 | 0 | 9 | 22 | .314 | 5 | 6 | 15 | 3 | .358 | 0 | 0 | 2-2 | 9 | 20 | 4 | .879 |
| 34 Case, Bryan | .254 | 38-31 | 118 | 23 | 30 | 8 | 1 | 4 | 29 | 52 | .441 | 14 | 1 | 21 | 2 | .336 | 1 | 4 | 3-4 | 246 | 29 | 2 | .993 |
| 4 Chappell, Jacob | .250 | 55-51 | 144 | 33 | 36 | 4 | 2 | 0 | 21 | 44 | .306 | 32 | 4 | 39 | 1 | .400 | 0 | 16 | 6-6 | 47 | 123 | 15 | .919 |
| 13 Littell, Jon | .226 | 30-23 | 93 | 18 | 21 | 4 | 0 | 0 | 15 | 25 | .269 | 8 | 1 | 23 | 1 | .286 | 3 | 0 | 2-3 | 47 | 0 | 1 | .979 |
| 12 Eldridge, Caleb | .167 | 6-0 | 6 | 1 | 1 | 0 | 0 | 1 | 2 | 4 | .667 | 4 | 0 | 3 | 0 | .500 | 0 | 0 | 0-0 | 2 | 0 | 0 | 1.000 |
| 18 Hagler, Hunter | .143 | 10-0 | 7 | 2 | 1 | 1 | 0 | 0 | 0 | 2 | .286 | 1 | 3 | 3 | 0 | .455 | 0 | 0 | 0-0 | 3 | 2 | 0 | 1.000 |
| 33 O'Brien, Mason | .091 | 17-0 | 22 | 2 | 2 | 0 | 0 | 0 | 1 | 2 | .091 | 1 | 1 | 6 | 1 | .167 | 0 | 0 | 0-0 | 15 | 1 | 1 | .941 |
| 25 Cobb, Trey | .000 | 1-1 | 0 | 0 | 0 | 0 | 0 | 0 | 0 | 0 | .000 | 0 | 0 | 0 | 0 | .000 | 0 | 0 | 0-0 | 8 | 12 | 0 | 1.000 |
| 23 Freeman, Michael | .000 | 1-1 | 0 | 0 | 0 | 0 | 0 | 0 | 0 | 0 | .000 | 0 | 0 | 0 | 0 | .000 | 0 | 0 | 0-0 | 5 | 22 | 4 | .871 |
| 46 Perrin, Jon | .000 | 5-5 | 0 | 0 | 0 | 0 | 0 | 0 | 0 | 0 | .000 | 0 | 0 | 0 | 0 | .000 | 0 | 0 | 0-0 | 5 | 15 | 2 | .909 |
| Totals | .279 | 58 | 1985 | 380 | 553 | 94 | 17 | 41 | 338 | 804 | .405 | 282 | 61 | 469 | 21 | .381 | 26 | 81 | 89-108 | 1578 | 686 | 58 | .975 |
| Opponents | .235 | 58 | 1953 | 199 | 458 | 55 | 9 | 24 | 182 | 603 | .309 | 184 | 27 | 452 | 38 | .307 | 12 | 42 | 55-77 | 1547 | 572 | 73 | .967 |

LOB - Team (510), Opp (441). DPs turned - Team (47), Opp (30). CI - Team (0), Opp (2). IBB - Team (1), Williams, D. 1, Opp (7). Picked off - Hassel 3, Arakawa 2, McCain 1, Green 1, Williams, D. 1.

(All games Sorted by Earned run avg)

| Player | era | w-l | app | gs | cg | sho | sv | ip | h | r | er | bb | so | 2b | 3b | hr | b/avg | wp | hp | bk | sfa | sha |
|-----------------------|------|-------|-----|----|----|-----|----|-------|-----|-----|-----|-----|-----|----|----|----|-------|----|----|----|-----|-----|
| 23 Freeman, Michael | 1.31 | 10-3 | 15 | 15 | 4 | 0/2 | 0 | 109.2 | 72 | 26 | 16 | 29 | 97 | 6 | 1 | 1 | .184 | 4 | 1 | 0 | 0 | 6 |
| 25 Cobb, Trey | 2.61 | 5-2 | 31 | 0 | 0 | 0/2 | 2 | 58.2 | 48 | 18 | 17 | 19 | 53 | 6 | 1 | 1 | .221 | 8 | 6 | 1 | 0 | 4 |
| 46 Perrin, Jon | 4.06 | 6-4 | 16 | 16 | 0 | 0/0 | 0 | 84.1 | 79 | 45 | 38 | 31 | 72 | 6 | 3 | 7 | .248 | 5 | 6 | 0 | 4 | 7 |
| 30 Reed, Remey | 1.57 | 3-2 | 23 | 5 | 0 | 0/1 | 0 | 46.0 | 40 | 14 | 8 | 13 | 30 | 4 | 0 | 3 | .247 | 1 | 2 | 0 | 3 | 9 |
| 24 Costello, Conor | 1.67 | 2-0 | 7 | 6 | 0 | 0/2 | 1 | 32.1 | 27 | 6 | 6 | 6 | 18 | 4 | 0 | 3 | .225 | 0 | 2 | 0 | 0 | 1 |
| 28 Hassel, Corey | 1.69 | 1-0 | 3 | 0 | 0 | 0/1 | 0 | 5.1 | 2 | 1 | 1 | 0 | 7 | 1 | 0 | 0 | .105 | 1 | 0 | 0 | 0 | 0 |
| 55 Glover, Koda | 1.90 | 2-2 | 23 | 0 | 0 | 0/1 | 5 | 23.2 | 20 | 5 | 5 | 7 | 28 | 4 | 0 | 2 | .227 | 1 | 1 | 0 | 0 | 1 |
| 14 Mertz, Michael | 2.45 | 0-0 | 3 | 0 | 0 | 0/0 | 0 | 3.2 | 2 | 1 | 1 | 2 | 4 | 0 | 0 | 0 | .143 | 1 | 0 | 0 | 0 | 0 |
| 27 Nurdin, Tyler | 3.11 | 2-3 | 18 | 6 | 0 | 0/1 | 0 | 46.1 | 39 | 20 | 16 | 22 | 36 | 6 | 0 | 1 | .225 | 4 | 4 | 0 | 0 | 3 |
| 39 Hackerott, Alex | 3.38 | 1-0 | 12 | 0 | 0 | 0/0 | 0 | 5.1 | 9 | 3 | 2 | 5 | 8 | 1 | 0 | 0 | .375 | 2 | 0 | 0 | 1 | 1 |
| 43 Battenfield, Blake | 3.60 | 0-1 | 6 | 2 | 0 | 0/0 | 0 | 15.0 | 12 | 6 | 6 | 9 | 12 | 1 | 1 | 1 | .218 | 0 | 0 | 0 | 2 | 0 |
| 37 Buffett, Tyler | 3.65 | 3-3 | 19 | 3 | 0 | 0/1 | 0 | 44.1 | 56 | 20 | 18 | 7 | 32 | 6 | 1 | 1 | .324 | 1 | 3 | 0 | 1 | 5 |
| 15 Williams, Garrett | 4.91 | 1-0 | 18 | 2 | 0 | 0/2 | 0 | 18.1 | 8 | 10 | 10 | 19 | 25 | 2 | 0 | 1 | .131 | 1 | 0 | 1 | 0 | 1 |
| 35 LaRue, Carson | 5.04 | 2-0 | 17 | 3 | 0 | 0/0 | 0 | 25.0 | 30 | 16 | 14 | 11 | 19 | 6 | 2 | 3 | .303 | 3 | 2 | 0 | 1 | 4 |
| 42 Bagnell, Kyle | 9.00 | 0-0 | 9 | 0 | 0 | 0/0 | 0 | 8.0 | 14 | 8 | 8 | 4 | 11 | 2 | 0 | 0 | .359 | 1 | 0 | 0 | 0 | 0 |
| Totals | 2.84 | 38-20 | 58 | 58 | 4 | 5/5 | 8 | 526.0 | 458 | 199 | 166 | 184 | 452 | 55 | 9 | 24 | .235 | 33 | 27 | 2 | 12 | 42 |
| Opponents | 5.65 | 20-38 | 58 | 58 | 0 | 0/0 | 15 | 515.2 | 553 | 380 | 324 | 282 | 469 | 94 | 17 | 41 | .279 | 39 | 61 | 6 | 26 | 81 |

PB - Team (23), Case 15, Green 8, Opp (18). Pickoffs - Team (9), Perrin 3, Case 1, LaRue 1, Nurdin 1, Freeman 1, Buffett 1, Reed 1, Opp (8). SBA/ATT - Green (30-39), Case (25-36), Perrin (11-18), Freeman (11-13), Buffett (4-9), Nurdin (7-8), Cobb (5-7), Williams, G. (5-5), LaRue (4-4), Reed (2-4), Glover (3-3), Costello (1-3), Hassel (1-1), Battenfield (0-1), Bagnell (1-1).



2015 BIG 12 CONFERENCE STATISTICS

(Big 12 games only Sorted by Batting avg)

Record: 14-8 Home: 7-3 Away: 5-4 Neutral: 2-1 Big 12: 14-8

| Player | avg | gp-gs | ab | r | h | 2b | 3b | hr | rbi | tb | slg% | bb | hp | so | gdp | ob% | sf | sh | sb-att | po | a | e | fld% |
|---------------------|------|-------|-----|-----|-----|----|----|----|-----|-----|------|----|----|-----|-----|------|----|----|--------|-----|-----|----|-------|
| 8 Sluder, Ryan | .403 | 20-17 | 62 | 15 | 25 | 4 | 0 | 5 | 10 | 44 | .710 | 6 | 0 | 13 | 0 | .456 | 0 | 3 | 3-4 | 27 | 0 | 0 | 1.000 |
| 28 Hassel, Corey | .344 | 22-21 | 90 | 13 | 31 | 6 | 0 | 2 | 18 | 43 | .478 | 4 | 2 | 21 | 0 | .385 | 0 | 6 | 6-7 | 34 | 2 | 1 | .973 |
| 5 Walton, Donnie | .299 | 21-20 | 77 | 11 | 23 | 4 | 0 | 2 | 12 | 33 | .429 | 11 | 2 | 13 | 2 | .387 | 3 | 7 | 1-1 | 30 | 66 | 5 | .950 |
| 24 Costello, Conor | .270 | 17-16 | 63 | 11 | 17 | 1 | 0 | 3 | 11 | 27 | .429 | 9 | 2 | 16 | 1 | .368 | 2 | 0 | 4-4 | 20 | 2 | 0 | 1.000 |
| 22 Williams, Dustin | .250 | 22-22 | 80 | 12 | 20 | 4 | 1 | 2 | 15 | 32 | .400 | 15 | 0 | 26 | 1 | .368 | 0 | 2 | 1-1 | 214 | 19 | 0 | 1.000 |
| 17 Green, Gage | .239 | 22-22 | 88 | 13 | 21 | 2 | 0 | 3 | 12 | 32 | .364 | 8 | 6 | 20 | 2 | .340 | 1 | 7 | 4-6 | 103 | 12 | 1 | .991 |
| 4 Chappell, Jacob | .214 | 21-20 | 56 | 11 | 12 | 2 | 0 | 0 | 8 | 14 | .250 | 15 | 1 | 14 | 1 | .389 | 0 | 7 | 3-3 | 15 | 40 | 7 | .887 |
| 2 Arakawa, Tim | .208 | 21-21 | 77 | 13 | 16 | 3 | 0 | 0 | 6 | 19 | .247 | 18 | 2 | 18 | 1 | .367 | 1 | 4 | 2-5 | 49 | 78 | 1 | .992 |
| ----- | | | | | | | | | | | | | | | | | | | | | | | |
| 16 Bradley, Kevin | .279 | 17-12 | 43 | 2 | 12 | 0 | 0 | 1 | 5 | 15 | .349 | 4 | 0 | 10 | 0 | .333 | 1 | 0 | 1-2 | 0 | 0 | 1 | .000 |
| 34 Case, Bryan | .265 | 14-13 | 49 | 10 | 13 | 3 | 1 | 3 | 13 | 27 | .551 | 4 | 0 | 11 | 0 | .321 | 0 | 2 | 2-2 | 99 | 9 | 2 | .982 |
| 6 Petrino, David | .241 | 15-6 | 29 | 5 | 7 | 1 | 0 | 0 | 3 | 8 | .276 | 1 | 3 | 5 | 1 | .333 | 0 | 0 | 2-2 | 2 | 7 | 1 | .900 |
| 13 Littell, Jon | .217 | 7-4 | 23 | 4 | 5 | 0 | 0 | 0 | 1 | 5 | .217 | 0 | 0 | 6 | 0 | .217 | 0 | 0 | 1-1 | 3 | 0 | 0 | 1.000 |
| 3 McCain, Garrett | .188 | 6-4 | 16 | 2 | 3 | 1 | 0 | 0 | 1 | 4 | .250 | 2 | 1 | 6 | 0 | .316 | 0 | 0 | 0-0 | 1 | 0 | 0 | 1.000 |
| 33 O'Brien, Mason | .000 | 5-0 | 5 | 0 | 0 | 0 | 0 | 0 | 0 | 0 | .000 | 0 | 0 | 2 | 1 | .000 | 0 | 0 | 0-0 | 2 | 0 | 0 | 1.000 |
| 18 Hagler, Hunter | .000 | 3-0 | 2 | 1 | 0 | 0 | 0 | 0 | 0 | 0 | .000 | 1 | 2 | 1 | 0 | .600 | 0 | 0 | 0-0 | 3 | 0 | 0 | 1.000 |
| 12 Eldridge, Caleb | .000 | 1-0 | 1 | 0 | 0 | 0 | 0 | 0 | 0 | 0 | .000 | 0 | 0 | 0 | 0 | .000 | 0 | 0 | 0-0 | 0 | 0 | 0 | .000 |
| Totals | .269 | 22 | 761 | 123 | 205 | 31 | 2 | 21 | 115 | 303 | .398 | 98 | 21 | 182 | 10 | .365 | 8 | 38 | 30-38 | 615 | 278 | 24 | .974 |
| Opponents | .230 | 22 | 755 | 73 | 174 | 23 | 6 | 7 | 67 | 230 | .305 | 81 | 13 | 182 | 16 | .314 | 4 | 19 | 31-36 | 611 | 240 | 21 | .976 |

LOB - Team (192), Opp (184). DPs turned - Team (21), Opp (12). IBB - Team (0), Opp (2). Picked off - Arakawa 2, Williams, D. 1, Hassel 1.

(Big 12 games only Sorted by Earned run avg)

| Player | era | w-l | app | gs | cg | sho | sv | ip | h | r | er | bb | so | 2b | 3b | hr | b/avg | wp | hp | bks | sfa | sha |
|-----------------------|------|------|-----|----|----|-----|----|-------|-----|-----|-----|----|-----|----|----|----|-------|----|----|-----|-----|-----|
| 23 Freeman, Michael | 0.80 | 5-2 | 7 | 7 | 3 | 0/0 | 0 | 56.0 | 34 | 12 | 5 | 16 | 49 | 5 | 1 | 0 | .172 | 1 | 1 | 0 | 0 | 3 |
| 46 Perrin, Jon | 4.40 | 3-2 | 8 | 8 | 0 | 0/0 | 0 | 47.0 | 45 | 27 | 23 | 20 | 45 | 3 | 2 | 3 | .254 | 4 | 3 | 0 | 2 | 5 |
| ----- | | | | | | | | | | | | | | | | | | | | | | |
| 15 Williams, Garrett | 0.00 | 0-0 | 7 | 0 | 0 | 0/0 | 0 | 4.0 | 1 | 0 | 0 | 3 | 5 | 1 | 0 | 0 | .083 | 0 | 0 | 1 | 0 | 0 |
| 28 Hassel, Corey | 0.00 | 1-0 | 1 | 0 | 0 | 0/0 | 0 | 3.0 | 1 | 0 | 0 | 0 | 3 | 0 | 0 | 0 | .100 | 1 | 0 | 0 | 0 | 0 |
| 39 Hackerott, Alex | 0.00 | 0-0 | 3 | 0 | 0 | 0/0 | 0 | 1.0 | 2 | 1 | 0 | 0 | 2 | 0 | 0 | 0 | .400 | 1 | 0 | 0 | 0 | 1 |
| 30 Reed, Remey | 1.29 | 0-0 | 8 | 2 | 0 | 0/0 | 0 | 14.0 | 11 | 3 | 2 | 8 | 13 | 1 | 0 | 1 | .224 | 0 | 1 | 0 | 1 | 3 |
| 25 Cobb, Trey | 2.11 | 0-0 | 12 | 0 | 0 | 0/0 | 2 | 21.1 | 17 | 5 | 5 | 6 | 14 | 3 | 1 | 0 | .213 | 3 | 1 | 1 | 0 | 1 |
| 55 Glover, Koda | 2.70 | 1-0 | 7 | 0 | 0 | 0/0 | 1 | 6.2 | 8 | 2 | 2 | 5 | 6 | 2 | 0 | 0 | .308 | 1 | 0 | 0 | 0 | 0 |
| 37 Buffett, Tyler | 2.76 | 2-2 | 9 | 1 | 0 | 0/0 | 0 | 16.1 | 20 | 6 | 5 | 3 | 14 | 1 | 1 | 0 | .323 | 0 | 3 | 0 | 0 | 2 |
| 27 Nurdin, Tyler | 3.57 | 1-2 | 7 | 3 | 0 | 0/0 | 0 | 17.2 | 16 | 8 | 7 | 10 | 12 | 2 | 0 | 1 | .242 | 1 | 2 | 0 | 0 | 1 |
| 35 LaRue, Carson | 3.65 | 1-0 | 8 | 1 | 0 | 0/0 | 0 | 12.1 | 12 | 6 | 5 | 6 | 12 | 4 | 1 | 2 | .255 | 2 | 2 | 0 | 0 | 3 |
| 42 Bagnell, Kyle | 3.86 | 0-0 | 4 | 0 | 0 | 0/0 | 0 | 4.2 | 7 | 2 | 2 | 1 | 7 | 1 | 0 | 0 | .333 | 0 | 0 | 0 | 0 | 0 |
| 43 Battenfield, Blake | 9.00 | 0-0 | 1 | 0 | 0 | 0/0 | 0 | 1.0 | 0 | 1 | 1 | 3 | 0 | 0 | 0 | 0 | .000 | 0 | 0 | 0 | 1 | 0 |
| Totals | 2.50 | 14-8 | 22 | 22 | 3 | 0/0 | 3 | 205.0 | 174 | 73 | 57 | 81 | 182 | 23 | 6 | 7 | .230 | 14 | 13 | 2 | 4 | 19 |
| Opponents | 4.46 | 8-14 | 22 | 22 | 0 | 0/0 | 8 | 203.2 | 205 | 123 | 101 | 98 | 182 | 31 | 2 | 21 | .269 | 10 | 21 | 4 | 8 | 38 |

PB - Team (10), Case 7, Green 3, Opp (5). Pickoffs - Team (4), Perrin 1, Buffett 1, Nurdin 1, Case 1, Opp (4). SBA/ATT - Green (18-20), Case (13-16), Perrin (9-12), Freeman (9-9), Buffett (3-5), Glover (3-3), Cobb (3-3), LaRue (3-3), Nurdin (1-1).



2015 SUMMARY

(All games)

| Score by innings | 1 | 2 | 3 | 4 | 5 | 6 | 7 | 8 | 9 | EX | Total |
|------------------------|-------|----|----|----|----|----------------------|----|----|----|----|-------|
| Oklahoma State | 50 | 39 | 47 | 37 | 46 | 58 | 46 | 41 | 9 | 7 | 380 |
| Opponents | 22 | 23 | 33 | 21 | 19 | 15 | 19 | 32 | 12 | 3 | 199 |
| Record when ... | | | | | | | | | | | |
| Overall | 38-20 | | | | | After 6 leading | | | | | 34-3 |
| Conference | 14-8 | | | | | trailing | | | | | 2-13 |
| Non-Conference | 24-12 | | | | | tied | | | | | 2-4 |
| Home games | 19-8 | | | | | After 7 leading | | | | | 36-4 |
| Away games | 9-9 | | | | | trailing | | | | | 1-13 |
| Neutral site | 10-3 | | | | | tied | | | | | 1-3 |
| Day games | 21-13 | | | | | After 8 leading | | | | | 36-0 |
| Night games | 17-7 | | | | | trailing | | | | | 2-17 |
| vs Left starter | 13-5 | | | | | tied | | | | | 0-3 |
| vs Right starter | 25-15 | | | | | | | | | | |
| 1-Run games | 5-5 | | | | | Hit 0 home runs | | | | | 17-14 |
| 2-Run games | 2-9 | | | | | ... 1 home run | | | | | 12-4 |
| 5+Run games | 24-2 | | | | | ... 2+ home runs | | | | | 9-2 |
| Extra innings | 3-2 | | | | | | | | | | |
| Shutouts | 5-0 | | | | | Opponent 0 home runs | | | | | 26-10 |
| Scoring 0-2 runs | 0-10 | | | | | 1 home run | | | | | 11-9 |
| 3-5 runs | 9-10 | | | | | 2+ HRs | | | | | 1-1 |
| 6-9 runs | 15-0 | | | | | Made 0 errors | | | | | 15-6 |
| 10+ runs | 14-0 | | | | | 1 error | | | | | 13-8 |
| Opponent 0-2 runs | 24-2 | | | | | 2+ errors | | | | | 10-6 |
| 3-5 runs | 10-11 | | | | | Opp. made 0 errors | | | | | 5-13 |
| 6-9 runs | 4-6 | | | | | 1 error | | | | | 13-7 |
| 10+ runs | 0-1 | | | | | 2+ errors | | | | | 20-0 |
| Scored in 1st inning | 16-4 | | | | | Out-hit opponent | | | | | 28-5 |
| Opp. scored in 1st | 7-7 | | | | | Out-hit by opponent | | | | | 8-14 |
| Scores first | 27-8 | | | | | Hits are tied | | | | | 2-1 |
| Opp. scores first | 11-12 | | | | | | | | | | |

Record when team scores:

| | | | | | | | | | | | |
|------|-----|-----|-----|-----|-----|-----|-----|-----|-----|-----|------|
| Runs | 0 | 1 | 2 | 3 | 4 | 5 | 6 | 7 | 8 | 9 | 10+ |
| W-L | 0-0 | 0-2 | 0-8 | 4-6 | 2-2 | 3-2 | 2-0 | 5-0 | 6-0 | 2-0 | 14-0 |

Record when opponent scores:

| | | | | | | | | | | | |
|------|-----|-----|------|-----|-----|-----|-----|-----|-----|-----|-----|
| Runs | 0 | 1 | 2 | 3 | 4 | 5 | 6 | 7 | 8 | 9 | 10+ |
| W-L | 5-0 | 9-0 | 10-2 | 6-1 | 3-5 | 1-5 | 2-3 | 1-2 | 1-0 | 0-1 | 0-1 |

Record when leading after:

| | | | | | | | | |
|------|------|------|------|------|------|------|------|------|
| Inn. | 1 | 2 | 3 | 4 | 5 | 6 | 7 | 8 |
| W-L | 14-2 | 23-4 | 27-4 | 30-1 | 32-1 | 34-3 | 36-4 | 36-0 |

Record when trailing after:

| | | | | | | | | |
|------|-----|-----|------|------|------|------|------|------|
| Inn. | 1 | 2 | 3 | 4 | 5 | 6 | 7 | 8 |
| W-L | 5-6 | 4-9 | 4-11 | 3-16 | 3-15 | 2-13 | 1-13 | 2-17 |

Record when tied after:

| | | | | | | | | |
|------|-------|------|-----|-----|-----|-----|-----|-----|
| Inn. | 1 | 2 | 3 | 4 | 5 | 6 | 7 | 8 |
| W-L | 19-12 | 11-7 | 7-5 | 5-3 | 3-4 | 2-4 | 1-3 | 0-3 |

Current losing streak: 2
 Longest winning streak: 7
 Longest losing streak: 3

Home attendance : 38384 (27 dates avg = 1421)
 Away attendance : 97071 (31 dates avg = 3131)
 Total attendance: 135455 (58 dates avg = 2335)



2015 MISCELLANEOUS STATS

(All games)

| Multiple Hit Games | 2 | 3 | 4 | 5+ | Total |
|---------------------------|----------|----------|----------|-----------|--------------|
| 28 Hassel, Corey | 13 | 5 | - | - | 18 |
| 2 Arakawa, Tim | 11 | 5 | - | - | 16 |
| 17 Green, Gage | 11 | 4 | 1 | - | 16 |
| 5 Walton, Donnie | 12 | 3 | - | - | 15 |
| 22 Williams, Dustin | 10 | 3 | 1 | - | 14 |
| 8 Sluder, Ryan | 8 | 1 | 1 | - | 10 |
| 24 Costello, Conor | 8 | 2 | - | - | 10 |
| 4 Chappell, Jacob | 10 | - | - | - | 10 |
| 34 Case, Bryan | 8 | 1 | - | - | 9 |
| 16 Bradley, Kevin | 8 | 1 | - | - | 9 |
| 3 McCain, Garrett | 5 | 1 | - | - | 6 |
| 13 Littell, Jon | 3 | 1 | - | - | 4 |
| 6 Petrino, David | 1 | - | 1 | - | 2 |
| 44 Rosa, Andrew | 1 | - | - | - | 1 |
| TEAM | 109 | 27 | 4 | 0 | 140 |

| Multiple RBI Games | 2 | 3 | 4 | 5+ | Total |
|---------------------------|----------|----------|----------|-----------|--------------|
| 28 Hassel, Corey | 9 | 2 | - | - | 11 |
| 22 Williams, Dustin | 9 | 1 | - | 1 | 11 |
| 2 Arakawa, Tim | 8 | 1 | 2 | - | 11 |
| 5 Walton, Donnie | 6 | 4 | - | - | 10 |
| 24 Costello, Conor | 3 | 3 | 2 | - | 8 |
| 34 Case, Bryan | 6 | 2 | - | - | 8 |
| 17 Green, Gage | 4 | 1 | 1 | - | 6 |
| 8 Sluder, Ryan | 5 | 1 | - | - | 6 |
| 16 Bradley, Kevin | 2 | 2 | - | - | 4 |
| 4 Chappell, Jacob | 3 | 1 | - | - | 4 |
| 3 McCain, Garrett | 3 | - | - | - | 3 |
| 13 Littell, Jon | - | 2 | - | - | 2 |
| 6 Petrino, David | 1 | - | - | - | 1 |
| TEAM | 59 | 20 | 5 | 1 | 85 |

| Hitting Streaks | Longest | Current |
|------------------------|----------------|----------------|
| 8 Sluder, Ryan | 14 | 3 |
| 2 Arakawa, Tim | 13 | - |
| 28 Hassel, Corey | 13 | 4 |
| 17 Green, Gage | 10 | 1 |
| 24 Costello, Conor | 8 | 3 |
| 5 Walton, Donnie | 8 | - |
| 22 Williams, Dustin | 7 | 2 |
| 3 McCain, Garrett | 7 | 2 |
| 4 Chappell, Jacob | 7 | - |
| 13 Littell, Jon | 6 | 1 |
| 16 Bradley, Kevin | 6 | - |
| 34 Case, Bryan | 4 | 2 |
| 6 Petrino, David | 2 | - |
| 44 Rosa, Andrew | 2 | 2 |
| 12 Eldridge, Caleb | 1 | - |
| 18 Hagler, Hunter | 1 | - |
| 33 O'Brien, Mason | 1 | - |

| Reached Base Streaks | Longest | Current |
|-----------------------------|----------------|----------------|
| 2 Arakawa, Tim | 33 | 33 |
| 17 Green, Gage | 23 | 23 |
| 5 Walton, Donnie | 19 | 1 |
| 24 Costello, Conor | 16 | 5 |
| 8 Sluder, Ryan | 15 | 3 |
| 3 McCain, Garrett | 13 | 4 |
| 28 Hassel, Corey | 13 | 4 |
| 22 Williams, Dustin | 11 | 2 |
| 34 Case, Bryan | 10 | 2 |
| 16 Bradley, Kevin | 10 | 1 |
| 4 Chappell, Jacob | 9 | - |
| 13 Littell, Jon | 6 | 1 |
| 6 Petrino, David | 3 | - |
| 18 Hagler, Hunter | 3 | - |
| 12 Eldridge, Caleb | 2 | - |
| 44 Rosa, Andrew | 2 | 2 |
| 33 O'Brien, Mason | 1 | - |



PLAYER CAREER/SEASON HIGHS

#43 Blake Battenfield, RHP

Career Highs

| | | | |
|----|-----|----------------------------|---------|
| IP | 5.0 | vs. Illinois | 3/6/15 |
| H | 6 | last time vs. Illinois | 3/6/15 |
| ER | 4 | vs. Illinois | 3/6/15 |
| BB | 3 | last time vs. Kansas State | 3/28/15 |
| SO | 4 | last time vs. Illinois | 3/6/15 |

#37 Tyler Buffett, RHP

Career Highs

| | | | |
|----|-----|----------------------------|---------|
| IP | 7.0 | vs. Oklahoma | 5/16/14 |
| H | 9 | vs. Oklahoma | 5/23/14 |
| ER | 6 | last time vs. Oral Roberts | 4/15/15 |
| BB | 5 | vs. Texas | 4/26/14 |
| SO | 6 | last time vs. Binghamton | 5/30/14 |

#4 Jacob Chappell, INF

Career Highs

| | | | |
|-----|---|----------------------------|---------|
| H | 2 | last time vs. Kansas State | 5/21/15 |
| R | 3 | vs. Dallas Baptist | 5/12/15 |
| RBI | 3 | vs. Texas Tech | 4/25/15 |
| BB | 3 | last time vs. Michigan | 5/14/15 |
| SO | 3 | last time vs. St. John's | 5/29/15 |
| SB | 2 | vs. Western Illinois | 3/1/15 |

#25 Trey Cobb, RHP

Career Highs

| | | | |
|----|-----|-----------------------------|---------|
| IP | 5.1 | vs. Cal State Fullerton | 6/1/14 |
| H | 6 | vs. Cal State Fullerton | 6/1/14 |
| ER | 4 | vs. Oral Roberts | 4/22/14 |
| BB | 4 | vs. Texas | 5/24/14 |
| SO | 6 | last time vs. Arizona State | 2/13/15 |

#24 Conor Costello, RHP/OF

OSU Career Highs (Hitting)

| | | | |
|-----|---|------------------------|---------|
| H | 3 | last time vs. Oklahoma | 4/7/15 |
| R | 2 | last time vs. Oklahoma | 5/1/15 |
| RBI | 4 | last time vs. Oklahoma | 4/7/15 |
| BB | 3 | vs. Alcorn State | 2/19/14 |
| SO | 3 | last time vs. Michigan | 5/16/15 |
| SB | 2 | vs. Alcorn State | 3/11/15 |

OSU Career Highs (Pitching)

| | | | |
|----|-----|----------------------|---------|
| IP | 7.0 | vs. St. John's | 5/31/15 |
| H | 8 | vs. Oklahoma | 4/7/15 |
| ER | 3 | vs. San Diego | 3/9/14 |
| BB | 4 | vs. San Diego | 3/9/14 |
| SO | 4 | vs. Washington State | 2/20/15 |

#39 Alex Hackerott, LHP

Career Highs

| | | | |
|----|-----|------------------------------|---------|
| IP | 3.2 | last time vs. Incarnate Word | 2/14/14 |
| H | 4 | vs. Oral Roberts | 4/22/14 |
| ER | 3 | last time vs. Oral Roberts | 4/22/14 |
| BB | 2 | vs. Missouri State | 4/16/13 |
| SO | 4 | last time vs. Baylor | 3/21/14 |

#28 Corey Hassel, OF/RHP

Career Highs (Hitting)

| | | | |
|-----|---|------------------------|---------|
| H | 3 | last time vs. Oklahoma | 5/2/15 |
| R | 3 | vs. Grand Canyon | 3/14/15 |
| RBI | 3 | last time vs. Texas | 4/3/15 |
| BB | 2 | vs. Western Illinois | 3/1/15 |
| SO | 3 | last time vs. Arkansas | 5/30/15 |
| SB | 2 | vs. Oklahoma | 5/3/15 |

Career Highs (Pitching)

| | | | |
|----|-----|------------------------------|---------|
| IP | 3.0 | vs. Texas | 4/3/15 |
| H | 1 | last time vs. Dallas Baptist | 4/21/15 |
| ER | 1 | last time vs. Dallas Baptist | 4/21/15 |
| BB | 1 | vs. TCU | 5/25/14 |
| SO | 3 | last time vs. Texas | 4/3/15 |

#45 Thomas Hatch, RHP

Career Highs

| | | | |
|----|-----|-----------------------|---------|
| IP | 6.1 | vs. San Diego | 3/7/14 |
| H | 8 | vs. San Diego | 3/7/14 |
| ER | 6 | vs. San Diego | 3/7/14 |
| BB | 3 | last time vs. Texas | 5/24/14 |
| SO | 8 | vs. Stephen F. Austin | 2/15/14 |

#13 Jon Littell, OF

Career Highs

| | | | |
|-----|---|------------------------------|---------|
| H | 3 | vs. Washington State | 2/21/15 |
| R | 4 | vs. Oklahoma | 4/7/15 |
| RBI | 3 | last time vs. Oklahoma | 4/7/15 |
| BB | 2 | last time vs. Dallas Baptist | 4/21/15 |
| SO | 3 | vs. Western Illinois | 2/27/15 |
| SB | 1 | last time vs. Oklahoma | 4/7/15 |

#3 Garrett McCain, OF

Career Highs

| | | | |
|-----|---|-----------------------------|---------|
| H | 3 | vs. Illinois | 3/7/15 |
| R | 2 | last time vs. TCU | 3/21/15 |
| RBI | 2 | last time vs. Arkansas | 5/30/15 |
| BB | 3 | vs. Arkansas | 5/30/15 |
| SO | 2 | last time vs. Wichita State | 3/25/15 |
| SB | 2 | vs. Arkansas | 5/30/15 |

#14 Michael Mertz, RHP

Career Highs

| | | | |
|----|-----|------------------|---------|
| IP | 1.2 | vs. Oral Roberts | 4/15/15 |
| H | 2 | vs. Michigan | 5/14/15 |
| ER | 1 | vs. Michigan | 5/14/15 |
| BB | 2 | vs. Michigan | 5/14/15 |
| SO | 3 | vs. Michigan | 5/14/15 |

#33 Mason O'Brien, 1B

Career Highs

| | | | |
|-----|-----|----------------------------|---------|
| H | 1 | last time vs. Alcorn State | 3/11/15 |
| R | 1 | last time vs. Oklahoma | 4/7/15 |
| RBI | 1 | vs. Alcorn State | 3/11/15 |
| BB | 1 | vs. Alcorn State | 3/11/15 |
| SO | 1 | last time vs. Oklahoma | 5/3/15 |
| SB | n/a | | |

#6 David Petrino, INF

Career Highs

| | | | |
|-----|---|----------------------|---------|
| H | 4 | vs. Oklahoma | 4/7/15 |
| R | 4 | vs. Oklahoma | 4/7/15 |
| RBI | 2 | vs. Oklahoma | 4/7/15 |
| BB | 2 | vs. Alcorn State | 3/10/15 |
| SO | 3 | vs. Dallas Baptist | 4/21/15 |
| SB | 1 | last time vs. Baylor | 4/18/15 |

#30 Remey Reed, RHP

Career Highs

| | | | |
|----|-----|-----------------------------|---------|
| IP | 6.0 | vs. Central Arkansas | 3/17/15 |
| H | 7 | vs. Michigan | 5/14/15 |
| ER | 3 | vs. Michigan | 5/16/15 |
| BB | 2 | last time vs. West Virginia | 5/8/15 |
| SO | 3 | last time vs. Baylor | 4/19/15 |

#44 Andrew Rosa, INF

Career Highs

| | | | |
|-----|---|----------------------------|---------|
| H | 2 | last time vs. Alcorn State | 3/10/15 |
| R | 3 | vs. Alcorn State | 2/18/14 |
| RBI | 2 | last time vs. Texas Tech | 4/5/14 |
| BB | 2 | vs. Alcorn State | 2/19/14 |
| SO | 2 | last time vs. Gonzaga | 2/27/14 |
| SB | 1 | last time vs. Alcorn State | 2/19/14 |

#56 Ryan Sluder, OF

Career Highs

| | | | |
|-----|---|--------------------------|---------|
| H | 4 | vs. Kansas State | 3/28/15 |
| R | 3 | vs. Texas Tech | 4/26/15 |
| RBI | 3 | vs. Dallas Baptist | 4/21/15 |
| BB | 2 | last time vs. Texas Tech | 4/25/15 |
| SO | 3 | vs. Oklahoma | 5/3/15 |
| SB | 2 | vs. Michigan | 5/16/15 |

#5 Donnie Walton, INF

Career Highs

| | | | |
|-----|---|---------------------------------|---------|
| H | 4 | last time vs. Abilene Christian | 3/13/14 |
| R | 3 | last time vs. Michigan | 5/15/15 |
| RBI | 3 | last time vs. Kansas State | 5/21/15 |
| BB | 4 | vs. Kansas | 5/24/13 |
| SO | 3 | vs. Baylor | 3/21/14 |
| SB | 2 | last time vs. TCU | 3/30/14 |

#22 Dustin Williams, 1B

Career Highs

| | | | |
|-----|---|--------------------------|---------|
| H | 4 | vs. Texas Tech | 4/25/15 |
| R | 3 | last time vs. Texas Tech | 4/25/15 |
| RBI | 5 | vs. Texas | 4/5/15 |
| BB | 4 | vs. Michigan | 5/15/15 |
| SO | 4 | vs. Kansas State | 3/29/15 |
| SB | 1 | last time vs. Michigan | 5/15/15 |

#15 Garrett Williams, LHP

Career Highs (Pitching)

| | | | |
|----|-----|-----------------------------|---------|
| IP | 6.0 | last time vs. Alcorn State | 3/11/15 |
| H | 6 | last time vs. TCU | 3/30/14 |
| ER | 6 | vs. Oklahoma | 4/15/14 |
| BB | 4 | last time vs. Wichita State | 3/24/15 |
| SO | 12 | vs. Alcorn State | 3/11/15 |

Career Highs (Hitting)

| | | | |
|-----|-----|-----------------------------|---------|
| H | 1 | last time vs. Kansas | 4/18/14 |
| R | 1 | last time vs. West Virginia | 4/13/14 |
| RBI | 4 | vs. Oakland | 2/23/14 |
| BB | 2 | vs. West Virginia | 4/12/14 |
| SO | 2 | last time vs. Oklahoma | 4/15/14 |
| SB | n/a | | |



PLAYER CAREER STATISTICS

Battenfield, Blake

| Year | avg | gp-gs | ab | r | h | 2b | 3b | hr | rbi | tb | slg% | bb | hbp | so | gdp | ob% | sf | sh | sb-att | po | a | e | fld% |
|-------|------|-------|----|---|---|----|----|----|-----|----|------|----|-----|----|-----|------|----|----|--------|----|----|---|-------|
| 2014 | .000 | 0-0 | 0 | 0 | 0 | 0 | 0 | 0 | 0 | 0 | .000 | 0 | 0 | 0 | 0 | .000 | 0 | 0 | 0-0 | 2 | 11 | 0 | 1.000 |
| 2015 | .000 | 0-0 | 0 | 0 | 0 | 0 | 0 | 0 | 0 | 0 | .000 | 0 | 0 | 0 | 0 | .000 | 0 | 0 | 0-0 | 0 | 3 | 0 | 1.000 |
| TOTAL | .000 | 0-0 | 0 | 0 | 0 | 0 | 0 | 0 | 0 | 0 | .000 | 0 | 0 | 0 | 0 | .000 | 0 | 0 | 0-0 | 2 | 14 | 0 | 1.000 |

| Year | era | w-l | app | gs | cg | sho | sv | ip | h | r | er | bb | so | 2b | 3b | hr | bf | bavg | wp | hbp | bk | sfa | sha |
|-------|------|-----|-----|----|----|-----|----|------|----|----|----|----|----|----|----|----|-----|------|----|-----|----|-----|-----|
| 2014 | 1.69 | 4-0 | 27 | 0 | 0 | 0/2 | 0 | 53.1 | 42 | 11 | 10 | 20 | 38 | 9 | 1 | 0 | 217 | .218 | 5 | 1 | 0 | 0 | 3 |
| 2015 | 3.60 | 0-1 | 6 | 2 | 0 | 0/0 | 0 | 15.0 | 12 | 6 | 6 | 9 | 12 | 1 | 1 | 1 | 66 | .218 | 0 | 0 | 0 | 2 | 0 |
| TOTAL | 2.11 | 4-1 | 33 | 2 | 0 | 0/2 | 0 | 68.1 | 54 | 17 | 16 | 29 | 50 | 10 | 2 | 1 | 283 | .218 | 5 | 1 | 0 | 2 | 3 |

Buffett, Tyler

| Year | avg | gp-gs | ab | r | h | 2b | 3b | hr | rbi | tb | slg% | bb | hbp | so | gdp | ob% | sf | sh | sb-att | po | a | e | fld% |
|-------|------|-------|----|---|---|----|----|----|-----|----|------|----|-----|----|-----|------|----|----|--------|----|----|---|-------|
| 2014 | .000 | 1-1 | 0 | 0 | 0 | 0 | 0 | 0 | 0 | 0 | .000 | 0 | 0 | 0 | 0 | .000 | 0 | 0 | 0-0 | 2 | 5 | 1 | .875 |
| 2015 | .000 | 0-0 | 0 | 0 | 0 | 0 | 0 | 0 | 0 | 0 | .000 | 0 | 0 | 0 | 0 | .000 | 0 | 0 | 0-0 | 4 | 9 | 0 | 1.000 |
| TOTAL | .000 | 1-1 | 0 | 0 | 0 | 0 | 0 | 0 | 0 | 0 | .000 | 0 | 0 | 0 | 0 | .000 | 0 | 0 | 0-0 | 6 | 14 | 1 | .952 |

| Year | era | w-l | app | gs | cg | sho | sv | ip | h | r | er | bb | so | 2b | 3b | hr | bf | bavg | wp | hbp | bk | sfa | sha |
|-------|------|-----|-----|----|----|-----|----|------|-----|----|----|----|----|----|----|----|-----|------|----|-----|----|-----|-----|
| 2014 | 2.95 | 2-1 | 14 | 10 | 0 | 0/1 | 0 | 55.0 | 52 | 21 | 18 | 24 | 36 | 5 | 1 | 1 | 240 | .249 | 2 | 5 | 2 | 0 | 2 |
| 2015 | 3.65 | 3-3 | 19 | 3 | 0 | 0/1 | 0 | 44.1 | 56 | 20 | 18 | 7 | 32 | 6 | 1 | 1 | 189 | .324 | 1 | 3 | 0 | 1 | 5 |
| TOTAL | 3.26 | 5-4 | 33 | 13 | 0 | 0/2 | 0 | 99.1 | 108 | 41 | 36 | 31 | 68 | 11 | 2 | 2 | 429 | .283 | 3 | 8 | 2 | 1 | 7 |

Chappell, Jacob

| Year | avg | gp-gs | ab | r | h | 2b | 3b | hr | rbi | tb | slg% | bb | hbp | so | gdp | ob% | sf | sh | sb-att | po | a | e | fld% |
|-------|------|-------|-----|----|----|----|----|----|-----|----|------|----|-----|----|-----|------|----|----|--------|----|-----|----|------|
| 2015 | .250 | 55-51 | 144 | 33 | 36 | 4 | 2 | 0 | 21 | 44 | .306 | 32 | 4 | 39 | 1 | .400 | 0 | 16 | 6-6 | 47 | 123 | 15 | .919 |
| TOTAL | .250 | 55-51 | 144 | 33 | 36 | 4 | 2 | 0 | 21 | 44 | .306 | 32 | 4 | 39 | 1 | .400 | 0 | 16 | 6-6 | 47 | 123 | 15 | .919 |

Cobb, Trey

| Year | avg | gp-gs | ab | r | h | 2b | 3b | hr | rbi | tb | slg% | bb | hbp | so | gdp | ob% | sf | sh | sb-att | po | a | e | fld% |
|-------|------|-------|----|---|---|----|----|----|-----|----|------|----|-----|----|-----|------|----|----|--------|----|----|---|-------|
| 2014 | .000 | 0-0 | 0 | 0 | 0 | 0 | 0 | 0 | 0 | 0 | .000 | 0 | 0 | 0 | 0 | .000 | 0 | 0 | 0-0 | 2 | 6 | 2 | .800 |
| 2015 | .000 | 1-1 | 0 | 0 | 0 | 0 | 0 | 0 | 0 | 0 | .000 | 0 | 0 | 0 | 0 | .000 | 0 | 0 | 0-0 | 8 | 12 | 0 | 1.000 |
| TOTAL | .000 | 1-1 | 0 | 0 | 0 | 0 | 0 | 0 | 0 | 0 | .000 | 0 | 0 | 0 | 0 | .000 | 0 | 0 | 0-0 | 10 | 18 | 2 | .933 |

| Year | era | w-l | app | gs | cg | sho | sv | ip | h | r | er | bb | so | 2b | 3b | hr | bf | bavg | wp | hbp | bk | sfa | sha |
|-------|------|-----|-----|----|----|-----|----|------|----|----|----|----|----|----|----|----|-----|------|----|-----|----|-----|-----|
| 2014 | 3.12 | 0-0 | 18 | 1 | 0 | 0/0 | 0 | 34.2 | 37 | 19 | 12 | 18 | 28 | 3 | 1 | 1 | 164 | .266 | 0 | 3 | 1 | 0 | 4 |
| 2015 | 2.61 | 5-2 | 31 | 0 | 0 | 0/2 | 2 | 58.2 | 48 | 18 | 17 | 19 | 53 | 6 | 1 | 1 | 246 | .221 | 8 | 6 | 1 | 0 | 4 |
| TOTAL | 2.80 | 5-2 | 49 | 1 | 0 | 0/2 | 2 | 93.1 | 85 | 37 | 29 | 37 | 81 | 9 | 2 | 2 | 410 | .239 | 8 | 9 | 2 | 0 | 8 |

Costello, Conor

| Year | avg | gp-gs | ab | r | h | 2b | 3b | hr | rbi | tb | slg% | bb | hbp | so | gdp | ob% | sf | sh | sb-att | po | a | e | fld% |
|-------|------|---------|-----|----|----|----|----|----|-----|-----|------|----|-----|-----|-----|------|----|----|--------|-----|---|---|------|
| 2014 | .240 | 59-52 | 192 | 28 | 46 | 10 | 0 | 9 | 27 | 83 | .432 | 23 | 11 | 59 | 3 | .349 | 3 | 2 | 4-6 | 87 | 0 | 2 | .978 |
| 2015 | .240 | 49-48 | 183 | 32 | 44 | 7 | 0 | 6 | 35 | 69 | .377 | 25 | 5 | 52 | 2 | .343 | 3 | 1 | 13-14 | 51 | 6 | 2 | .966 |
| TOTAL | .240 | 108-100 | 375 | 60 | 90 | 17 | 0 | 15 | 62 | 152 | .405 | 48 | 16 | 111 | 5 | .346 | 6 | 3 | 17-20 | 138 | 6 | 4 | .973 |

| Year | era | w-l | app | gs | cg | sho | sv | ip | h | r | er | bb | so | 2b | 3b | hr | bf | bavg | wp | hbp | bk | sfa | sha |
|-------|------|-----|-----|----|----|-----|----|------|----|----|----|----|----|----|----|----|-----|------|----|-----|----|-----|-----|
| 2014 | 6.43 | 0-1 | 2 | 2 | 0 | 0/0 | 0 | 7.0 | 10 | 6 | 5 | 5 | 4 | 0 | 0 | 0 | 36 | .345 | 0 | 2 | 0 | 0 | 0 |
| 2015 | 1.67 | 2-0 | 7 | 6 | 0 | 0/2 | 1 | 32.1 | 27 | 6 | 6 | 6 | 18 | 4 | 0 | 3 | 129 | .225 | 0 | 2 | 0 | 0 | 1 |
| TOTAL | 2.52 | 2-1 | 9 | 8 | 0 | 0/2 | 1 | 39.1 | 37 | 12 | 11 | 11 | 22 | 4 | 0 | 3 | 165 | .248 | 0 | 4 | 0 | 0 | 1 |



PLAYER CAREER STATISTICS

Hackerott, Alex

| Year | avg | gp-gs | ab | r | h | 2b | 3b | hr | rbi | tb | slg% | bb | hbp | so | gdp | ob% | sf | sh | sb-att | po | a | e | fld% |
|-------|------|-------|----|---|---|----|----|----|-----|----|------|----|-----|----|-----|------|----|----|--------|----|---|---|-------|
| 2013 | .000 | 0-0 | 0 | 0 | 0 | 0 | 0 | 0 | 0 | 0 | .000 | 0 | 0 | 0 | 0 | .000 | 0 | 0 | 0-0 | 2 | 2 | 1 | .800 |
| 2014 | .000 | 0-0 | 0 | 0 | 0 | 0 | 0 | 0 | 0 | 0 | .000 | 0 | 0 | 0 | 0 | .000 | 0 | 0 | 0-0 | 1 | 4 | 0 | 1.000 |
| 2015 | .000 | 0-0 | 0 | 0 | 0 | 0 | 0 | 0 | 0 | 0 | .000 | 0 | 0 | 0 | 0 | .000 | 0 | 0 | 0-0 | 1 | 0 | 1 | .500 |
| TOTAL | .000 | 0-0 | 0 | 0 | 0 | 0 | 0 | 0 | 0 | 0 | .000 | 0 | 0 | 0 | 0 | .000 | 0 | 0 | 0-0 | 4 | 6 | 2 | .833 |

| Year | era | w-l | app | gs | cg | sho | sv | ip | h | r | er | bb | so | 2b | 3b | hr | bf | bavg | wp | hbp | bk | sfa | sha |
|-------|------|-----|-----|----|----|-----|----|------|----|----|----|----|----|----|----|----|-----|------|----|-----|----|-----|-----|
| 2013 | 1.64 | 1-0 | 16 | 0 | 0 | 0/1 | 0 | 22.0 | 13 | 4 | 4 | 6 | 24 | 2 | 0 | 1 | 84 | .173 | 0 | 0 | 0 | 1 | 2 |
| 2014 | 3.00 | 4-1 | 28 | 0 | 0 | 0/3 | 0 | 27.0 | 19 | 14 | 9 | 9 | 26 | 5 | 0 | 2 | 112 | .194 | 0 | 2 | 0 | 1 | 2 |
| 2015 | 3.38 | 1-0 | 12 | 0 | 0 | 0/0 | 0 | 5.1 | 9 | 3 | 2 | 5 | 8 | 1 | 0 | 0 | 31 | .375 | 2 | 0 | 0 | 1 | 1 |
| TOTAL | 2.48 | 6-1 | 56 | 0 | 0 | 0/4 | 0 | 54.1 | 41 | 21 | 15 | 20 | 58 | 8 | 0 | 3 | 227 | .208 | 2 | 2 | 0 | 3 | 5 |

Hassel, Corey

| Year | avg | gp-gs | ab | r | h | 2b | 3b | hr | rbi | tb | slg% | bb | hbp | so | gdp | ob% | sf | sh | sb-att | po | a | e | fld% |
|-------|------|--------|-----|----|----|----|----|----|-----|----|------|----|-----|----|-----|------|----|----|--------|-----|---|---|------|
| 2013 | .263 | 33-3 | 19 | 6 | 5 | 0 | 0 | 0 | 3 | 5 | .263 | 6 | 0 | 5 | 0 | .407 | 2 | 1 | 1-1 | 10 | 0 | 1 | .909 |
| 2014 | .172 | 53-4 | 29 | 2 | 5 | 1 | 0 | 0 | 5 | 6 | .207 | 6 | 2 | 10 | 0 | .342 | 1 | 4 | 2-4 | 28 | 1 | 1 | .967 |
| 2015 | .312 | 54-46 | 199 | 27 | 62 | 10 | 1 | 3 | 33 | 83 | .417 | 9 | 4 | 50 | 1 | .352 | 1 | 10 | 13-17 | 78 | 4 | 1 | .988 |
| TOTAL | .291 | 140-53 | 247 | 35 | 72 | 11 | 1 | 3 | 41 | 94 | .381 | 21 | 6 | 65 | 1 | .356 | 4 | 15 | 16-22 | 116 | 5 | 3 | .976 |

| Year | era | w-l | app | gs | cg | sho | sv | ip | h | r | er | bb | so | 2b | 3b | hr | bf | bavg | wp | hbp | bk | sfa | sha |
|-------|------|-----|-----|----|----|-----|----|-----|---|---|----|----|----|----|----|----|----|------|----|-----|----|-----|-----|
| 2014 | 9.00 | 0-0 | 1 | 0 | 0 | 0/0 | 0 | 1.0 | 1 | 1 | 1 | 1 | 1 | 0 | 0 | 0 | 5 | .333 | 0 | 0 | 0 | 1 | 0 |
| 2015 | 1.69 | 1-0 | 3 | 0 | 0 | 0/1 | 0 | 5.1 | 2 | 1 | 1 | 0 | 7 | 1 | 0 | 0 | 19 | .105 | 1 | 0 | 0 | 0 | 0 |
| TOTAL | 2.84 | 1-0 | 4 | 0 | 0 | 0/1 | 0 | 6.1 | 3 | 2 | 2 | 1 | 8 | 1 | 0 | 0 | 24 | .136 | 1 | 0 | 0 | 1 | 0 |

Hatch, Thomas

| Year | avg | gp-gs | ab | r | h | 2b | 3b | hr | rbi | tb | slg% | bb | hbp | so | gdp | ob% | sf | sh | sb-att | po | a | e | fld% |
|-------|------|-------|----|---|---|----|----|----|-----|----|------|----|-----|----|-----|------|----|----|--------|----|----|---|------|
| 2014 | .000 | 0-0 | 0 | 0 | 0 | 0 | 0 | 0 | 0 | 0 | .000 | 0 | 0 | 0 | 0 | .000 | 0 | 0 | 0-0 | 1 | 10 | 1 | .917 |
| TOTAL | .000 | 0-0 | 0 | 0 | 0 | 0 | 0 | 0 | 0 | 0 | .000 | 0 | 0 | 0 | 0 | .000 | 0 | 0 | 0-0 | 1 | 10 | 1 | .917 |

| Year | era | w-l | app | gs | cg | sho | sv | ip | h | r | er | bb | so | 2b | 3b | hr | bf | bavg | wp | hbp | bk | sfa | sha |
|-------|------|-----|-----|----|----|-----|----|------|----|----|----|----|----|----|----|----|-----|------|----|-----|----|-----|-----|
| 2014 | 5.28 | 2-2 | 13 | 9 | 0 | 0/1 | 0 | 46.0 | 50 | 33 | 27 | 19 | 36 | 10 | 3 | 1 | 209 | .286 | 5 | 2 | 0 | 4 | 9 |
| TOTAL | 5.28 | 2-2 | 13 | 9 | 0 | 0/1 | 0 | 46.0 | 50 | 33 | 27 | 19 | 36 | 10 | 3 | 1 | 209 | .286 | 5 | 2 | 0 | 4 | 9 |

Littell, Jon

| Year | avg | gp-gs | ab | r | h | 2b | 3b | hr | rbi | tb | slg% | bb | hbp | so | gdp | ob% | sf | sh | sb-att | po | a | e | fld% |
|-------|------|-------|----|----|----|----|----|----|-----|----|------|----|-----|----|-----|------|----|----|--------|----|---|---|------|
| 2015 | .226 | 30-23 | 93 | 18 | 21 | 4 | 0 | 0 | 15 | 25 | .269 | 8 | 1 | 23 | 1 | .286 | 3 | 0 | 2-3 | 47 | 0 | 1 | .979 |
| TOTAL | .226 | 30-23 | 93 | 18 | 21 | 4 | 0 | 0 | 15 | 25 | .269 | 8 | 1 | 23 | 1 | .286 | 3 | 0 | 2-3 | 47 | 0 | 1 | .979 |

McCain, Garrett

| Year | avg | gp-gs | ab | r | h | 2b | 3b | hr | rbi | tb | slg% | bb | hbp | so | gdp | ob% | sf | sh | sb-att | po | a | e | fld% |
|-------|------|-------|----|----|----|----|----|----|-----|----|------|----|-----|----|-----|------|----|----|--------|----|---|---|-------|
| 2015 | .319 | 30-18 | 72 | 18 | 23 | 3 | 1 | 0 | 13 | 28 | .389 | 11 | 9 | 17 | 0 | .467 | 0 | 4 | 7-7 | 5 | 0 | 0 | 1.000 |
| TOTAL | .319 | 30-18 | 72 | 18 | 23 | 3 | 1 | 0 | 13 | 28 | .389 | 11 | 9 | 17 | 0 | .467 | 0 | 4 | 7-7 | 5 | 0 | 0 | 1.000 |

Mertz, Michael

| Year | avg | gp-gs | ab | r | h | 2b | 3b | hr | rbi | tb | slg% | bb | hbp | so | gdp | ob% | sf | sh | sb-att | po | a | e | fld% |
|-------|------|-------|----|---|---|----|----|----|-----|----|------|----|-----|----|-----|------|----|----|--------|----|---|---|-------|
| 2015 | .000 | 0-0 | 0 | 0 | 0 | 0 | 0 | 0 | 0 | 0 | .000 | 0 | 0 | 0 | 0 | .000 | 0 | 0 | 0-0 | 0 | 1 | 0 | 1.000 |
| TOTAL | .000 | 0-0 | 0 | 0 | 0 | 0 | 0 | 0 | 0 | 0 | .000 | 0 | 0 | 0 | 0 | .000 | 0 | 0 | 0-0 | 0 | 1 | 0 | 1.000 |

| Year | era | w-l | app | gs | cg | sho | sv | ip | h | r | er | bb | so | 2b | 3b | hr | bf | bavg | wp | hbp | bk | sfa | sha |
|-------|------|-----|-----|----|----|-----|----|-----|---|---|----|----|----|----|----|----|----|------|----|-----|----|-----|-----|
| 2015 | 2.45 | 0-0 | 3 | 0 | 0 | 0/0 | 0 | 3.2 | 2 | 1 | 1 | 2 | 4 | 0 | 0 | 0 | 16 | .143 | 1 | 0 | 0 | 0 | 0 |
| TOTAL | 2.45 | 0-0 | 3 | 0 | 0 | 0/0 | 0 | 3.2 | 2 | 1 | 1 | 2 | 4 | 0 | 0 | 0 | 16 | .143 | 1 | 0 | 0 | 0 | 0 |



PLAYER CAREER STATISTICS

O'Brien, Mason

| Year | avg | gp-gs | ab | r | h | 2b | 3b | hr | rbi | tb | slg% | bb | hbp | so | gdp | ob% | sf | sh | sb-att | po | a | e | fld% |
|-------|------|-------|----|---|---|----|----|----|-----|----|------|----|-----|----|-----|------|----|----|--------|----|---|---|------|
| 2015 | .091 | 17-0 | 22 | 2 | 2 | 0 | 0 | 0 | 1 | 2 | .091 | 1 | 1 | 6 | 1 | .167 | 0 | 0 | 0-0 | 15 | 1 | 1 | .941 |
| TOTAL | .091 | 17-0 | 22 | 2 | 2 | 0 | 0 | 0 | 1 | 2 | .091 | 1 | 1 | 6 | 1 | .167 | 0 | 0 | 0-0 | 15 | 1 | 1 | .941 |

Petrino, David

| Year | avg | gp-gs | ab | r | h | 2b | 3b | hr | rbi | tb | slg% | bb | hbp | so | gdp | ob% | sf | sh | sb-att | po | a | e | fld% |
|-------|------|-------|----|----|----|----|----|----|-----|----|------|----|-----|----|-----|------|----|----|--------|----|----|---|------|
| 2015 | .257 | 38-13 | 70 | 14 | 18 | 2 | 1 | 0 | 9 | 22 | .314 | 5 | 6 | 15 | 3 | .358 | 0 | 0 | 2-2 | 9 | 20 | 4 | .879 |
| TOTAL | .257 | 38-13 | 70 | 14 | 18 | 2 | 1 | 0 | 9 | 22 | .314 | 5 | 6 | 15 | 3 | .358 | 0 | 0 | 2-2 | 9 | 20 | 4 | .879 |

Reed, Remy

| Year | avg | gp-gs | ab | r | h | 2b | 3b | hr | rbi | tb | slg% | bb | hbp | so | gdp | ob% | sf | sh | sb-att | po | a | e | fld% |
|-------|------|-------|----|---|---|----|----|----|-----|----|------|----|-----|----|-----|------|----|----|--------|----|----|---|------|
| 2015 | .000 | 0-0 | 0 | 0 | 0 | 0 | 0 | 0 | 0 | 0 | .000 | 0 | 0 | 0 | 0 | .000 | 0 | 0 | 0-0 | 5 | 12 | 1 | .944 |
| TOTAL | .000 | 0-0 | 0 | 0 | 0 | 0 | 0 | 0 | 0 | 0 | .000 | 0 | 0 | 0 | 0 | .000 | 0 | 0 | 0-0 | 5 | 12 | 1 | .944 |

| Year | era | w-l | app | gs | cg | sho | sv | ip | h | r | er | bb | so | 2b | 3b | hr | bf | bavg | wp | hbp | bk | sfa | sha |
|-------|------|-----|-----|----|----|-----|----|------|----|----|----|----|----|----|----|----|-----|------|----|-----|----|-----|-----|
| 2015 | 1.57 | 3-2 | 23 | 5 | 0 | 0/1 | 0 | 46.0 | 40 | 14 | 8 | 13 | 30 | 4 | 0 | 3 | 189 | .247 | 1 | 2 | 0 | 3 | 9 |
| TOTAL | 1.57 | 3-2 | 23 | 5 | 0 | 0/1 | 0 | 46.0 | 40 | 14 | 8 | 13 | 30 | 4 | 0 | 3 | 189 | .247 | 1 | 2 | 0 | 3 | 9 |

Rosa, Andrew

| Year | avg | gp-gs | ab | r | h | 2b | 3b | hr | rbi | tb | slg% | bb | hbp | so | gdp | ob% | sf | sh | sb-att | po | a | e | fld% |
|-------|------|-------|----|----|----|----|----|----|-----|----|------|----|-----|----|-----|------|----|----|--------|----|----|---|------|
| 2014 | .243 | 21-9 | 37 | 9 | 9 | 1 | 0 | 1 | 6 | 13 | .351 | 6 | 0 | 11 | 0 | .349 | 0 | 1 | 2-2 | 7 | 18 | 2 | .926 |
| 2015 | .333 | 9-0 | 9 | 2 | 3 | 1 | 0 | 1 | 2 | 7 | .778 | 2 | 0 | 2 | 0 | .455 | 0 | 0 | 0-0 | 1 | 2 | 1 | .750 |
| TOTAL | .261 | 30-9 | 46 | 11 | 12 | 2 | 0 | 2 | 8 | 20 | .435 | 8 | 0 | 13 | 0 | .370 | 0 | 1 | 2-2 | 8 | 20 | 3 | .903 |

Sluder, Ryan

| Year | avg | gp-gs | ab | r | h | 2b | 3b | hr | rbi | tb | slg% | bb | hbp | so | gdp | ob% | sf | sh | sb-att | po | a | e | fld% |
|-------|------|-------|-----|----|----|----|----|----|-----|-----|------|----|-----|----|-----|------|----|----|--------|----|---|---|-------|
| 2014 | .284 | 35-14 | 67 | 11 | 19 | 1 | 0 | 0 | 7 | 20 | .299 | 8 | 0 | 10 | 0 | .360 | 0 | 2 | 1-3 | 26 | 1 | 1 | .964 |
| 2015 | .309 | 50-44 | 162 | 36 | 50 | 14 | 0 | 6 | 22 | 82 | .506 | 23 | 2 | 34 | 0 | .401 | 0 | 7 | 5-7 | 66 | 0 | 0 | 1.000 |
| TOTAL | .301 | 85-58 | 229 | 47 | 69 | 15 | 0 | 6 | 29 | 102 | .445 | 31 | 2 | 44 | 0 | .389 | 0 | 9 | 6-10 | 92 | 1 | 1 | .989 |

Walton, Donnie

| Year | avg | gp-gs | ab | r | h | 2b | 3b | hr | rbi | tb | slg% | bb | hbp | so | gdp | ob% | sf | sh | sb-att | po | a | e | fld% |
|-------|------|---------|-----|----|-----|----|----|----|-----|-----|------|----|-----|----|-----|------|----|----|--------|-----|-----|----|------|
| 2013 | .287 | 55-54 | 188 | 27 | 54 | 8 | 1 | 1 | 27 | 67 | .356 | 25 | 2 | 30 | 4 | .372 | 3 | 18 | 7-10 | 75 | 172 | 6 | .976 |
| 2014 | .310 | 66-66 | 252 | 45 | 78 | 15 | 0 | 3 | 36 | 102 | .405 | 38 | 5 | 36 | 7 | .407 | 2 | 22 | 7-10 | 88 | 198 | 17 | .944 |
| 2015 | .326 | 39-36 | 135 | 26 | 44 | 7 | 1 | 4 | 29 | 65 | .481 | 22 | 2 | 23 | 2 | .410 | 7 | 12 | 3-3 | 54 | 119 | 10 | .945 |
| TOTAL | .306 | 160-156 | 575 | 98 | 176 | 30 | 2 | 8 | 92 | 234 | .407 | 85 | 9 | 89 | 13 | .396 | 12 | 52 | 17-23 | 217 | 489 | 33 | .955 |

Williams, Dustin

| Year | avg | gp-gs | ab | r | h | 2b | 3b | hr | rbi | tb | slg% | bb | hbp | so | gdp | ob% | sf | sh | sb-att | po | a | e | fld% |
|-------|------|--------|-----|----|----|----|----|----|-----|-----|------|----|-----|----|-----|------|----|----|--------|-----|----|---|-------|
| 2014 | .216 | 45-23 | 102 | 20 | 22 | 1 | 4 | 3 | 21 | 40 | .392 | 25 | 0 | 31 | 0 | .367 | 1 | 0 | 2-2 | 99 | 1 | 0 | 1.000 |
| 2015 | .276 | 57-53 | 192 | 37 | 53 | 11 | 4 | 6 | 38 | 90 | .469 | 37 | 1 | 59 | 3 | .396 | 0 | 2 | 5-6 | 496 | 44 | 3 | .994 |
| TOTAL | .255 | 102-76 | 294 | 57 | 75 | 12 | 8 | 9 | 59 | 130 | .442 | 62 | 1 | 90 | 3 | .385 | 1 | 2 | 7-8 | 595 | 45 | 3 | .995 |



PLAYER CAREER STATISTICS

Williams, Garrett

| Year | avg | gp-gs | ab | r | h | 2b | 3b | hr | rbi | tb | slg% | bb | hbp | so | gdp | ob% | sf | sh | sb-att | po | a | e | fld% |
|-------|------|-------|----|---|---|----|----|----|-----|----|------|----|-----|----|-----|------|----|----|--------|----|----|---|-------|
| 2014 | .222 | 16-3 | 18 | 3 | 4 | 0 | 0 | 1 | 7 | 7 | .389 | 7 | 0 | 9 | 0 | .407 | 2 | 0 | 0-0 | 1 | 10 | 1 | .917 |
| 2015 | .000 | 0-0 | 0 | 0 | 0 | 0 | 0 | 0 | 0 | 0 | .000 | 0 | 0 | 0 | 0 | .000 | 0 | 0 | 0-0 | 1 | 3 | 0 | 1.000 |
| TOTAL | .222 | 16-3 | 18 | 3 | 4 | 0 | 0 | 1 | 7 | 7 | .389 | 7 | 0 | 9 | 0 | .407 | 2 | 0 | 0-0 | 2 | 13 | 1 | .938 |

| Year | era | w-l | app | gs | cg | sho | sv | ip | h | r | er | bb | so | 2b | 3b | hr | bf | bavg | wp | hbp | bk | sfa | sha |
|-------|------|-----|-----|----|----|-----|----|------|----|----|----|----|----|----|----|----|-----|------|----|-----|----|-----|-----|
| 2014 | 5.40 | 4-1 | 18 | 7 | 0 | 0/2 | 2 | 41.2 | 39 | 34 | 25 | 31 | 50 | 3 | 0 | 2 | 200 | .250 | 4 | 8 | 1 | 1 | 4 |
| 2015 | 4.91 | 1-0 | 18 | 2 | 0 | 0/2 | 0 | 18.1 | 8 | 10 | 10 | 19 | 25 | 2 | 0 | 1 | 81 | .131 | 1 | 0 | 1 | 0 | 1 |
| TOTAL | 5.25 | 5-1 | 36 | 9 | 0 | 0/4 | 2 | 60.0 | 47 | 44 | 35 | 50 | 75 | 5 | 0 | 3 | 281 | .217 | 5 | 8 | 2 | 1 | 5 |

Wilson, Matt

| Year | avg | gp-gs | ab | r | h | 2b | 3b | hr | rbi | tb | slg% | bb | hbp | so | gdp | ob% | sf | sh | sb-att | po | a | e | fld% |
|-------|------|-------|----|---|---|----|----|----|-----|----|------|----|-----|----|-----|------|----|----|--------|----|---|---|-------|
| 2013 | .000 | 0-0 | 0 | 0 | 0 | 0 | 0 | 0 | 0 | 0 | .000 | 0 | 0 | 0 | 0 | .000 | 0 | 0 | 0-0 | 0 | 3 | 0 | 1.000 |
| TOTAL | .000 | 0-0 | 0 | 0 | 0 | 0 | 0 | 0 | 0 | 0 | .000 | 0 | 0 | 0 | 0 | .000 | 0 | 0 | 0-0 | 0 | 3 | 0 | 1.000 |

| Year | era | w-l | app | gs | cg | sho | sv | ip | h | r | er | bb | so | 2b | 3b | hr | bf | bavg | wp | hbp | bk | sfa | sha |
|-------|-------|-----|-----|----|----|-----|----|-----|----|----|----|----|----|----|----|----|----|------|----|-----|----|-----|-----|
| 2012 | 13.50 | 0-0 | 2 | 0 | 0 | 0/0 | 0 | 1.1 | 2 | 2 | 2 | 1 | 1 | 0 | 0 | 0 | 7 | .333 | 0 | 0 | 0 | 0 | 0 |
| 2013 | 9.95 | 1-1 | 5 | 1 | 0 | 0/0 | 0 | 6.1 | 12 | 10 | 7 | 7 | 7 | 2 | 1 | 0 | 39 | .387 | 0 | 1 | 0 | 0 | 0 |
| 2014 | 27.00 | 0-0 | 2 | 0 | 0 | 0/0 | 0 | 2.0 | 7 | 6 | 6 | 0 | 4 | 1 | 0 | 0 | 15 | .500 | 1 | 1 | 0 | 0 | 0 |
| TOTAL | 13.97 | 1-1 | 9 | 1 | 0 | 0/0 | 0 | 9.2 | 21 | 18 | 15 | 8 | 12 | 3 | 1 | 0 | 61 | .412 | 1 | 2 | 0 | 0 | 0 |



The Last Time...

A Cowboy Hitter Had...

| | |
|-----------------------------|---|
| 8+ At Bats in a Game: | Gage Green & Corey Hassel (8) vs. Texas, April 3, 2015 |
| 5+ Hits in a Game: | Tanner Krietemeier (5) vs. West Virginia, April 12, 2014 |
| 6 Runs in a Game: | Gage Green (tied school record) vs. Alcorn State, March 11, 2015 |
| 5 Runs in a Game: | Dean Green vs. Alabama A&M, March 23, 2010 (Game 2) |
| 3 Doubles in a Game: | Donnie Walton vs. Oakland, Feb. 22, 2014 (Game 1) |
| 2 Triples in a Game: | Dane Phillips vs. Arkansas-Pine Bluff, March 22, 2011 |
| A Grand Slam: | Conor Costello vs. Alcorn State, March 11, 2015 |
| A Pinch-Hit Home Run: | Andrew Rosa vs. Texas Tech, April 5, 2014 |
| Hit For the Cycle: | Zach Johnson vs. Kansas State, April 29, 2011 |
| 10 RBI in a Game: | Jason Heath vs. Kansas State, April 24, 1993 |
| 9 RBI in a Game: | Robbie Rea vs. Alabama A&M, March 10, 2012 (Game 1) |
| 8 RBI in a Game: | Adam Carr vs. Kansas, May 22, 2005 |
| 7 RBI in a Game: | Kevin David vs. Arkansas-Pine Bluff, April 14, 2009 (Game 2) |
| 6 RBI in a Game: | Zach Fish vs. Oklahoma, May 21, 2014 |
| 5 RBI in a Game: | Dustin Williams vs. Texas, April 5, 2015 |
| 10+ Total Bases: | Robbie Rea (16 - tied Big 12 record) vs. Alabama A&M, March 10, 2012 (Game 1) |
| 5 Walks in a Game: | Corey Brown vs. Texas Tech, May 11, 2007 |
| 4 Walks in a Game: | Dustin Williams vs. Michigan, May 15, 2015 |
| 4 Strikeouts in a Game: | Dustin Williams vs. Kansas State, March 29, 2015* |
| Stole Home: | Gage Green vs. Alcorn State, March 11, 2015 |
| 4 Stolen Bases in a Game: | Gage Green vs. Alcorn State, March 11, 2015 |
| 3 Stolen Bases in a Game: | Gage Green vs. Southeastern Oklahoma State, March 20, 2013 |
| 3 HRs in a Game: | Robbie Rea vs. Alabama A&M, March 10, 2012 (Game 1) |
| 2 HRs in a Game: | Bryan Case vs. Kansas, April 12, 2015* |
| HRs in Consecutive At Bats: | Tim Arakawa vs. Kansas, April 19th (8th inn.) & April 20 (2nd inn.), 2014 |
| Inside-the-Park Home Run: | Kevin Bradley vs. Alcorn State, March 11, 2015 |
| 2 Hits in an Inning: | Tim Arakawa vs. Oklahoma, (1st inn.), April 7, 2015* |
| 3 Hits in an Inning: | Toby Rhodes vs. Grambling, Feb. 11, 2000 (Tied for NCAA Record) |
| 3 HBP in a Game: | Rafael Thomas vs. Western Illinois, March 18, 2009 (Game 2) |
| Led Off Game with HR: | Devin Shines vs. Texas Tech, May 21, 2011 |
| Walk-Off Home Run: | Ryan Sluder vs. Dallas Baptist, April 21, 2015* |

A Cowboy Pitcher Had...

| | |
|---|--|
| A Complete Game: | Michael Freeman vs. Kansas State, May 21, 2015* |
| A Complete Game (7 Innings): | Jason Hursh vs. NJIT, Feb. 23, 2013 (Gm. 1 - run-rule) |
| A Complete Game by a Freshman: | Matt Smith vs. Baylor, April 18, 1998 |
| Four-Straight Complete Games: | Spencer Grogan vs. Kansas State 4/25; Kansas 4/17; Baylor 4/11; Texas A&M 4/3, 2004 |
| Consecutive Complete Games: | Michael Freeman vs. TCU, March 22, 2015; vs. Kansas State, March 29, 2015 |
| Consecutive Complete Games (7 Innings): | Matt Smith at Baylor (9), April 18, 1998; vs. Nebraska (7), April 24, 1998 |
| A Shutout: | Jon Perrin vs. Kansas State, May 9, 2014 |
| A Shutout (7 Innings): | Frank Bludau vs. Kansas, March 19, 2000 |
| Consecutive Shutouts: | Andrew Heaney vs. Alabama A&M, March 9, 2012; vs. Houston, March 16, 2012 |
| A Combined Shutout: | Michael Freeman (7.0), Garrett Williams (1.0) and Remey Reed (1.0) vs. Grand Canyon, March 15, 2015* |
| A Combined Shutout (7 Innings): | Andrew Oliver (5), Brandon Adams (0.1), Justin Friend (1.2) vs. Texas Tech, May 13, 2007 |
| A Shutout by a Freshman: | Matt Smith vs. Nebraska, April 24, 1998 |
| Hit Four Batters in a Game: | Matt Gardner vs. La Salle, Feb. 16, 2007 |
| A Three-Pitch Inning: | Rick Rivas (5th inn.) vs. Dallas Baptist, April 11, 2006 |
| Had 10+ Strikeouts in a Game: | Michael Freeman (10) vs. Texas Tech, April 25, 2015* |
| A 1-Hit Game: | Matt Smith vs. Nebraska, April 24, 1998 |
| A No-Hitter: | Bob Richardson vs. Houston, March 26, 1968 |
| A No-Hitter (7 Innings): | Joe Giordanella vs. Oklahoma, April 1, 1985 |
| A Combined No-Hitter: | Jason Bell (5.2), Brent Nichols (1.1), Rob Gaiko (1), Marcus Cuper (1) vs. Missouri Southern, March 16, 1993 |



The Last Time...

Oklahoma State (The Team)...

| | |
|------------------------------------|---|
| Scored 30+ Runs: | 30 vs. Western Illinois, March 18, 2009 (Game 1) |
| Scored 20+ Runs: | 24 vs. <i>Oklahoma, April 7, 2015*</i> |
| Scored 10+ Runs in an Inning: | 12 (6th inn.) vs. Alabama A&M, March 23, 2010 (Game 2) |
| Had 20+ Hits: | 20 vs. <i>Oklahoma, April 7, 2015</i> |
| Had 7+ Doubles: | 10 vs. Minnesota, March 6, 2011 |
| Did Not Strikeout: | vs. Kansas, May 2, 2010 |
| Had 4+ Triples: | 4 vs. Arkansas-Pine Bluff, March 23, 2011 |
| Had 10+ HRs: | 11 vs. Chicago State, Feb. 24, 1999 |
| Had 8 HRs: | 8 vs. Kansas, April 15, 2006 |
| Had 10+ Walks: | 11 vs. <i>Michigan, May 15, 2015*</i> |
| Had 10+ Stolen Bases: | 11 vs. Wichita State, April 27, 1956 |
| Allowed Less Than Three Hits: | 2 vs. <i>Kansas State State, March 29, 2015*</i> |
| Was Shut Out: | vs. UC Irvine, June 7, 2014 |
| Was Shut Out at Home: | vs. UC Irvine, June 7, 2014 |
| Was Shut Out on the Road: | at Texas, April 25, 2014 |
| Had Back-to-Back Homers: | <i>Conor Costello/Kevin Bradley (5th inn.) vs. Alcorn State, March 11, 2015</i> |
| Had Three Consecutive Homers: | Ty Wright/Shelby Ford/Tyler Mach vs. Western Illinois, Feb. 24, 2006 |
| Struck Out 15+ Times: | 15 vs. <i>Michigan, May 16, 2015*</i> |
| Turned a Triple Play: | vs. Cal State Fullerton, May 31, 2014 |
| Was Held to 2 or Less Hits: | 2 vs. Texas, April 24, 2014 |
| Committed 4+ Errors in a Game: | 4 vs. <i>Texas, April 3, 2015</i> |
| Won Both Games of a Doubleheader: | vs. Nebraska, April 27, 2013 |
| Lost Both Games of a Doubleheader: | vs. Texas, April 14, 2012 |

An Opponent...

| | |
|-------------------------------|---|
| Threw a No-Hitter: | Nick Schmidt (6), Brian McLelland (1) and Devin Collis (2), Arkansas, Feb. 11, 2006 |
| Threw a One-Hitter: | B.R. Cook, Oregon State, Feb. 18, 1999 |
| Hit 3 HRs: | Charlie Llewellyn, Texas-Arlington, March 10, 1993 |
| Hit 2 HRs: | Adam Kirsch, Texas Tech, April 5, 2014 |
| Had Back-to-Back HRs: | Ryan McBroom/Brady Wilson (6th inn.), West Virginia, May 25, 2013 |
| Hit a Grand-Slam: | <i>Audie Afenir (3rd inn.), Oral Roberts, April 16, 2015</i> |
| Had 5+ Hits in a Game: | Kyle Giusti (5), Abilene Christian, March 13, 2014 |
| Had 6+ RBI in a Game: | <i>Audie Afenir (6), Oral Roberts, April 16, 2015</i> |
| Scored 10+ Runs in an Inning: | UCLA (10 in the 6th inn.), May 26, 1997 |
| Had a Pinch-Hit Home Run: | Daniel Mengden, Texas A&M, May 19, 2012 |
| Pitched a Complete Game: | Andrew Morales, UC Irvine, June 7, 2014 |
| Had 10+ Strikeouts in a Game: | <i>Chad Donato (10), West Virginia, May 20, 2015</i> |

italics — occurred during 2015 season

* — most recent occurrence in 2015