1942 1954 1957 1961 1968 1970 2002 2014 2024

OHIO STATE FOOTBALL

9 NATIONAL CHAMPIONSHIPS • 39 BIG TEN CHAMPIONSHIPS • 993 ALL-TIME WINS • 7 HEISMAN TROPHY WINNERS
99 FIRST ROUND NFL DRAFT PICKS • 99 CONSENSUS ALL-AMERICANS • 7 COLLEGE FOOTBALL PLAYOFF APPEARANCES

2026 SCHEDULE AND RESULTS

Date	Rank	Opponent	Time/Result	TV
Sept. 5	1/-	Ball State	W, 56-3	BTN
Sept. 12	1/5	at Texas	L, 23-24	ABC
Sept. 19	6/-	Kent State	W, 59-3	FOX
Sept. 26	7/-	Illinois	W, 42-19	FOX
Oct. 3	5/14	at Iowa	3:30 p.m.	CBS
Oct. 10		Maryland	TBA	TBA
Oct. 17		at Indiana	TBA	TBA
Oct. 24		*Bye Week*		
Oct. 31		at USC	TBA	TBA
Nov. 7		Oregon	TBA	TBA
Nov. 14		Northwestern	TBA	TBA
Nov. 21		at Nebraska	TBA	TBA
Nov. 28		Michigan	Noon	FOX
Dec. 5		Big Ten Champ.	TBA	FOX
Dec. 18-19		CFP First Round	TBA	TBA
Dec. 30-Jan. 1		CFP Quarterfinals	TBA	ESPN
Jan. 8-9		CFP Semifinals	TBA	ESPN
Jan. 19		CFP Championship	7:30 p.m.	ESPN

Rankings from the Associated Press

Home: 3-0	**Day:** 3-0	**September:** 3-1	**Top 10:** 0-1
Road: 0-1	**Night:** 0-1	**October:** 0-0	**Top 25:** 0-1
Neutral: 0-0		**November:** 0-0	**Unranked:** 3-0

TELEVISION: CBS

Play by Play	Brad Nessler
Analyst	Charles Davis
Sidelines	Jenny Dell

OHIO STATE SPORTS NETWORK PRESENTED BY OHIO STATE WEXNER MEDICAL CENTER: 97.1 FM

Play-by-Play	Paul Keels
Analyst	Jim Lachey
Sidelines	Tyler Danburg
Producer / Host	Skip Mosic

GAME 5

5/6 OHIO STATE (3-1) vs. **14/14 IOWA** (4-0)

Saturday, Oct. 3, 2026 • 3:30 p.m. ET • Iowa City, Iowa • Kinnick Stadium (69,250) • CBS

Head Coach: Ryan Day
Record at Ohio St.: 85-13 (8th)
Career Record: Same
Record vs. Iowa: 2-0

Head Coach: Kirk Ferentz
Record at Iowa: 213-128 (28th)
Career Record: 225-149 (31st)
Record vs. Ohio State: 2-9

FIRST AND TEN

- The Buckeyes are 993-338-53 all-time in program history and have the highest winning percentage in college football history (.737 pct.).
- Ohio State's 276 wins overall since 2000 are two more than any other program in the country.
- Illinois will be head coach Ryan Day's 61st Big Ten game in his tenure as head coach (win vs. Rutgers as acting head coach in 2018 included).
- Day's Buckeyes are 56-5 in the previous 61 Big Ten game including a 27-3 record in road Big Ten games. Additionally, Ohio State is 15-4 against opponents who were ranked in Big Ten play during his tenure.
- Day's teams are 22-1 in the month of October and 6-1 against ranked opponents during the month. Additionally, Ohio State is 10-1 in road October contests.
- Under Day's direction since the start of the 2019 season, Ohio State has a 28-4 (.875) away record, second in FBS in wins and win pct.
- In Day's 61-game Big Ten tenure, Ohio State has averaged 40.0 points per game while allowing just 15.1 points per game to their opponents.
- This marks just the third time that Ohio State has played Iowa in the Day era, winning 54-10 in 2022 and 35-7 in 2024.
- The Buckeyes are looking for their 49th win in the series holding a 48-15-3 record all-time.

BEST WR IN CFB

THE STANDARD
Since entering college football in 2024, Jeremiah Smith leads all players in receptions (196), receiving yds (3,175) and receiving TDs (34).

SETTING THE PACE
In the first four games, Smith had 33 catches for 617 yds and seven TDs. He has played 12 quarters this season, averaging 2.75 catches, 54.2 yds and 0.58 TDs per quarter. That pace puts him at 121 catches, 2,385 yds and 26 TDs in a 12-game season.

RECORDS WATCH
Smith goes into Saturday needing 10 receptions and two TDs to break all three Ohio State receiving records.

BY THE NUMBERS

97-98

Ryan Day has coached 98 games at Ohio State and in 97 of them his team has been nationally ranked in the AP Top 10 poll and has been ranked in the Top 5 in 85 of those games.

.867

Coach Ryan Day's win percentage of .867 (85-13) is No. 1 nationally among all Division I head coaches and it is currently No. 2 all-time.

99

Overall, the Buckeyes now have 99 first-round selections in program history, the most all time, and 20 first-round picks in the Ryan Day era (2019-present).

.875

Under Day's direction since the start of the 2019 season, Ohio State has a 28-4 (.875) away record, ranking second in FBS in road wins and road winning percentage.

OHIO STATE FOOTBALL FACTS & MORE

UNIVERSITY INFORMATION

Location	Columbus, Ohio
Population	2.2 million
Founded	1870
Joined Big Ten	1912
Enrollment	67,255
Nickname	Buckeyes
Colors	Scarlet and Gray
Band	The Ohio State University Marching Band
President	Ravi V. Bellamkonda
Director of Athletics	Ross Bjork
Faculty Representative	Timothy Haab
Website	OhioStateBuckeyes.com

TEAM HISTORY

First Year of Football	1890
All-Time Record (Year)	993-338-53 (137th season)
All-Time B1G Record (Year)	568-180-24 (113th season)
Big Ten Championships (Last)	39 (2020)
All-Time Bowl Record	27-27
All-Time Postseason Record	35-32
National Championships	9
Consensus All-America Selections	99
First-Team All-Big Ten Selections	448
First-Round NFL Draft Picks	99

HEAD COACH RYAN DAY

Alma Mater	New Hampshire (2002; Business Admin.)
Master's	Boston College (2004; Admin. Studies)
Record at Ohio State	85-13 (Seventh year)
Career Record	85-13 (Seventh year)
Big Ten Conference Record	56-5
Year in Coaching	24th (10th at Ohio State)

ASSISTANT COACHES/SUPPORT STAFF

Defensive Coordinator	Matt Patricia
Offensive Coordinator	Arthur Smith
Special Teams Coordinator	Robby Discher
Associate Head Coach / DL	Larry Johnson
Co-DC / Assistant HC / Secondary	Tim Walton
Co-OC / Tight Ends	Keenan Bailey
Run Game Coordinator / OL	Tyler Bowen
Pass Game Coordinator / Safeties	Matt Guerrieri
Pass Game Coordinator / QBs	Billy Fessler
Running Backs	Carlos Locklyn
Linebackers	James Laurinaitis
Wide Receivers	Cortez Hankton
Assoc. AD/FB Sports Performance	Mickey Marotti
Sr. Associate AD, FB Administration	Quinn Tempel
Deputy AD	Carey Hoyt
Equipment	Kevin Ries
Video Coordinator	George Momirovic
Associate AD, Sports Performance	Doug Calland
Head Trainer	Shaun Barnhouse
Physical Therapist	Adam Stewart
Nutritionist	Kaila Olson
General Manager, Player Personnel	Mark Pantoni
Assistant AD, Player Development	CJ Barnett

Complete Staff Listed on OhioStateBuckeyes.com

LETTERWINNERS RETURNING: 34

Offense	15
Defense	18
Special Teams	1

LETTERWINNERS LOST: 31

Offense	13
Defense	16
Special Teams	2

STARTERS RETURNING: 11

Offense 8

QB Julian Sayin, RB Bo Jackson, WR Jeremiah Smith, WR Brandon Inniss, OT Phillip Daniels, C Carson Hinzman, OG Luke Montgomery and OG Austin Sierev-eld

Defense 3

CB Jermaine Mathews Jr., DE Kenyatta Jackson Jr., and SAF Jaylen McClain

Specialists 1

P Joe McGuire

STARTERS LOST: 11

Offense 3

OG Tegra Tshabola, TE Max Klare, TE Will Kacmarek

Defense 8

DT Tywone Malone Jr., DT Kayden McDonald, DE Caden Curry, LB Arvell Reese, LB Sonny Styles, SAF Caleb Downs, SAF Lorenzo Styles, CB Devin Igbinosun

Specialists 2

K Jayden Fielding, LS John Ferlmann

OHIO STADIUM INFORMATION

Season	104th
Capacity	102,041
Surface	Shaw Sports Turf
Largest Crowd	110,045 vs. Michigan, 2016
Ohio State Record at Ohio Stadium	490-115-20
Press Box Phone	614-292-1812

ATHLETICS COMMUNICATIONS

Sr. Associate AD, Communications	Will Pantages
Email / Cell	pantages.3@osu.edu / (352) 275-3398
Director, Communications	Andrew Kovar
Email / Cell	kovar.40@osu.edu / (224) 456-3152

2027 SCHEDULE

Sept. 4	Bowling Green
Sept. 11	New Hampshire
Sept. 18	Alabama

Big Ten Home Games: Michigan State, Purdue, Nebraska and USC

Big Ten Away Games: Minnesota, Northwestern, Oregon, Rutgers and Michigan

2028 SCHEDULE

Sept. 2	Buffalo
Sept. 9	at Alabama
Sept. 16	Northern Illinois

Big Ten Home Games: Minnesota, Rutgers, Washington, Wisconsin and Michigan

Big Ten Away Games: Illinois, Maryland, Penn State and UCLA

2029 SCHEDULE

Sept. 1	Navy
Sept. 8	Charlotte
Sept. 15	Youngstown State

2030 SCHEDULE

Sept. 7	Nevada
Sept. 14	at Georgia

2031 SCHEDULE

Aug. 30	Georgia

FOLLOW

@OhioStateFB
@OhioStAthletics

@OhioStateFb
@OhioStAthletics

@OhioStateFb
@OhioStateAthletics

Ohio State Sports Network
Flagship: **97.1 FM**

MEDIA SCHEDULE: IOWA

(SUBJECT TO CHANGE)

SUNDAY	MONDAY	TUESDAY	WEDNESDAY	THURSDAY	FRIDAY	SATURDAY
No Availability	*No Availability*	**Noon ET:** Ryan Day Press Conference followed by select players in Team Room	**approx. 6:15 p.m. ET:** Speed round with Ryan Day and player availability in Indoor Practice Field	**Noon ET:** Ryan Day Show (*Listen only not for live viewing*)	*No Availability*	**Game 5 vs. Iowa** 3:30 p.m. ET CBS • Iowa City, IA **Postgame:** Coach Day and select players

CAREER STARTS

Offensive Line	Games	Starts
Carson Hinzman	42	39
Austin Siereveld	28	24
Luke Montgomery	40	20
Phillip Daniels#	27	18

Receiver	Games	Starts
Jeremiah Smith	33	32
Devin McCuin*	36	31
Brandon Inniss	40	9
Kyle Parker@	21	7

Quarterback	Games	Starts
Julian Sayin	22	18
Justyn Martin	6	0

Tight End	Games	Starts
Hunter Welcing~	42	11
Mason Williams#	36	27
Bennett Christian	25	3

Running Back	Games	Starts
Bo Jackson	17	14
Ja'Kobi Jackson=	21	1

Defensive Line	Games	Starts
Kenyatta Jackson Jr.	49	18
John Walker+	29	16
James Smith^	41	12
Qua Russaw-	25	12
Eddrick Houston	28	8
Beau Atkinson&	41	1

Linebacker	Games	Starts
Christian Alliegro!	38	16
Payton Pierce	30	7

Defensive Backs	Games	Starts
SAF Terry Moore%	35	19
CB Jermaine Mathews	44	20
SAF Jaylen McClain	32	18
SAF Earl Little Jr.$	39	16
CB Devin Sanchez	17	5

** 27 career starts at UTSA*
- 10 career starts at Alabama
^ 12 career starts at Alabama
! 12 career starts at Wisconsin
 # 3 career starts at Minnesota
& 1 career starts at North Carolina
@ 7 career starts at LSU
% 19 career starts at Duke
$ 12 career starts at Florida State
= 1 career start at Florida
+ 13 career starts at UCF
~ 11 career starts at Northwestern
 # 26 career starts at Ohio

OHIO STATE FOOTBALL HISTORY

- The 2026 football season will be the 137th in Ohio State program history.
- Ohio State has won nine national championships: 2024-2014-2002-1970-1968-1961-1957-1954-1942.
- Ohio State is second in Big Ten Conference history with 39 conference championships.
- Ohio State is the only Big Ten school to win four consecutive outright Big Ten titles (2017-18-19-20).
- Ohio State leads all Big Ten teams with 568 conference victories.
- Ohio State leads all Big Ten schools with five Big Ten Championship Game wins.
- Ohio State's three national championships in the 2000s are second-most nationally (tied with LSU) this century (since 2000), trailing only Alabama's six.
- During the historic, 2024 season Ohio State: Tied the school record with 14 victories and set school record with 16 games played; Became the first FBS school to defeat five Top 5 teams in one season; Had six wins over Top 10 teams.
- Ohio State has been the winningest program in college football in the last 25 years, the last 50 years and the last 75 years. The Buckeyes have also been the winningest program since the turn of the century, leading the country in wins and win percentage:

FBS Wins since 2000

Rank	*Total Wins*	*Win Pct.*
1. Ohio State	**276 wins**	**.839**
2. Georgia	274 wins	.785
3. Boise State	272 wins	.800
4. Oklahoma	271 wins	.783
T5. Alabama	255 wins	.770
T5. Clemson	255 wins	.735

**Chart reflects vacated wins from Ohio State (2010), LSU (2012-2015) and Alabama (2005-07).*

THE STANDARD

- Ohio State has 11 12-win seasons (or more), a total that does not include the 2010 season's 12 wins (vacated) or the Covid limited 2020 campaign.
- Only Alabama, with 15 12-win seasons, has more than Ohio State.
- The 2025 season was the 14th consecutive season for at least an 11-win season for Ohio State, a streak that started in 2012 but excludes the 2020 COVID-19 season.
- Ohio State has developed 99 consensus All-Americans, a total that includes 41 unanimous All-Americans.

THE WINNINGEST IN THE CFP ERA

- In the CFP era (since 2014), Ohio State has the best winning percentage (.878; 144-20), has the fewest losses and is second in wins (Alabama leads with 151).
- Only four teams have made the CFPs in both the 2024 and 2025 post-seasons as part of the current 12-team format: three from the Big Ten – Ohio State, Indiana and Oregon and Georgia.

OHIO STATE AND COLLEGE GAMEDAY

- Saturday's game marked the 70th time that Ohio State is featured in the College Gameday matchup, the most out of any team in the country.
- Additionally, this is the 26th time the Buckeyes have played in a road game for College Gameday.
- Ohio State holds an overall record of 48-21 all-time in College Gameday Games:
- Home: 20-6
- Road: 17-8
- Neutral: 11-7

ROAD WARRIORS

- Under Day's direction since the start of the 2019 season, Ohio State has a 28-4 (.875) away record, ranking second in FBS in road wins and road winning percentage:

Rank	*Road Wins*
1. Louisiana	29 wins
T2. Ohio State	**28 wins**
T2. Boise State	28 wins
T2. SMU	28 wins
T5. Alabama	27 wins
T5. Oregon	27 wins
7. LSU	26 wins
T8. BYU	25 wins
T8. Clemson	25 wins

DAY'S EXPLOSIVE OFFENSES

- Ohio State has had the best offense in the country since Coach Ryan Day took over as head coach ahead of the 2019 season. The 39.7 points per game is nearly a half point better than anyone else in the country and nearly three points better than the next closest Big Ten school:

Rank	*Scoring Offense*
1. Ohio State	**39.7 PPG**
2. Alabama	39.3 PPG
3. SMU	37.6 PPG
4. Oregon	36.9 PPG
5. Notre Dame	36.6 PPG

PRESEASON HONORS

QB Julian Sayin
Maxwell Watch List, Walter Camp Watch List, O'Brien Watch List, Manning Watch List, Golden Arm Watch List, first-team All-American (ESPN), second-team All-American (Walter Camp, Athlon), third-team All-American (Phil Steele), Big Ten Preseason Honors

RB Bo Jackson
Maxwell Watch List, Third-team All-American (Athlon)

WR Jeremiah Smith
Maxwell Watch List, Walter Camp Watch List, Biletnikoff Watch List, first-team All-American (AP, Walter Camp, Sporting News, Phil Steele, Athlon, CBS Sports, On3, ESPN, CBS), Big Ten Preseason Honors

WR Brandon Inniss
Hornung Watch List

WR Chris Henry Jr.
Alexander Freshman of the Year Watch List, Polynesian Player of the Year Watch List, Freshman All-America (On3)

TE Hunter Welcing
Mackey Watch List

C Carson Hinzman
Rimington Watch List, Outland Watch List, Lombardi Watch List, Fourth-team All-American (Athlon)

OL Luke Montgomery
Outland Watch List, Lombardi Watch List, First-team All-American (CBS), Second-team All-American (AP, Sporting News, On3), Third-team All-American (Phil Steele), Fourth-team All-American (Athlon)

OL Austin Siereveld
Outland Watch List, Lombardi Watch List, First-team All-American (Walter Camp), Second-team All-American (Sporting News, Athlon), Third-team All-American (On3, Phil Steele)

DE Kenyatta Jackson Jr.
Lott IMPACT Watch List, Nagurski Watch List, Bednarik Watch List, Fourth-team All-American (Athlon)

LB Cincere Johnson
Alexander Freshman of the Year Watch List

CB Devin Sanchez
Hispanic Player of the Year Watch List

CB Jermaine Mathews Jr.
Lott IMPACT Watch List

CB Jay Timmons
Alexander Freshman of the Year Watch List, Freshman All-America (On3)

SAF Jaylen McClain
Nagurski Watch List, Wuerffel Trophy Watch List, AFCA Good Works Team Nominee

SAF Earl Little Jr.
Thorpe Watch List, Bednarik Watch List, Fourth-team All-American (Phil Steele)

K Connor Hawkins
Groza Watch List

LS Dalton Riggs
Mannelly Watch List, Fourth-team All-American (Phil Steele)

- Additionally, the Buckeyes have put teams away better than anyone else in the country since 2019 as 57 of their 83 wins in that time have come by 20 or more points (68.7 percent):

Rank	*Wins by 20+ Points*
1. Ohio State	**57 wins**
2. Georgia	55 wins
3. Alabama	49 wins
4. Notre Dame	44 wins
T5. Clemson	40 wins
T5. Michigan	40 wins

- Ohio State has broken the half century mark more than any other team in the nation in the Ryan Day era (2019-present), recording an astounding 24 games of 50 or more points:

Rank	*50+ Point Games*
1. Ohio State	**24 games**
2. Alabama	23 games
3. Oklahoma	20 games
4. Tennessee	18 games
T5. LSU	17 games
T5. Texas	17 games

- The Buckeyes historic scoring rate has been paced by its elite passing game, totaling more passing touchdowns than any other program in the country since 2019:

Rank	*Passing Touchdowns*
1. Ohio State	**267 TDs**
2. Alabama	256 TDs
3. LSU	239 TDs
4. SMU	234 TDs
5. Western Kentucky	232 TDs

- The Ohio State quarterback room has also has graded out as the best unit in FBS in Ryan Day's tenure as head coach:

Rank	*Passer Rating*
1. Ohio State	**175.1 rating**
2. Alabama	168.6 rating
3. Oregon	163.6 rating
4. LSU	155.9 rating
T5. Oklahoma	155.4 rating
T5. Ole Miss	155.4 rating

HISTORIC RUN ON DEFENSE

- Since the start of the 2024 national championship season, Ohio State has allowed just 11.3 points per game which is 1.7 points better than any team in the country while also ranking first in yards allowed (242.3) and passing yards allowed (150.9).
- The Buckeyes ranked nationally either No. 1 or No. 2 in nine different categories in 2025, including No. 1 in scoring (9.3), total defense (219.1) passing yards (129.7), first down defense (184), red zone scores (66.67) and fewest plays of 10-or-more yards (90) in 2025.
- The 130 points allowed and 9.3 points allowed per game are both FBS records in the College Football Playoff Era (2014-Present).
- Additionally, it is the second-fewest in the BCS and CFP era (1999-Present).
- It is the fewest allowed since Alabama allowed 106 points and 8.1 points per game in 2011.

KEEP 'EM OUT OF THE ENDZONE

- Since the start of the 2024 season, Ohio State has allowed just 40 overall touchdowns in 34 games (1.17 TD/G), five fewer than the next closest defense. Ohio

STATISTICAL MATCHUP

Category	OSU	FBS	B1G	IOWA	FBS	B1G
Scoring Offense	45.0	6th	2nd	32.8	58th	11th
Scoring Defense	12.3	11th	5th	8.0	1st	1st
Total Offense	522.0	8th	1st	429.0	48th	9th
Total Defense	274.3	27th	7th	239.8	10th	5th
Passing Offense	365.3	2nd	1st	213.5	86th	15th
Passing Defense	160.3	17th	5th	152.0	12th	4th
Rushing Offense	156.8	76th	9th	215.5	27th	4th
Rushing Defense	114.0	45th	11th	87.8	19th	3rd
Third Down Conversions	.444	50th	7th	.392	82nd	17th
Third Down Conversion Defense	.367	69th	13th	.268	12th	4th
Red Zone Offense	.905	48th	7th	.846	81st	13th
Red Zone Defense	.714	18th	2nd	.714	18th	2nd
Turnover Margin	+2	40th	8th	+4	22nd	7th
Tackles for Loss	22.0	57th	6th	18.0	93rd	12th
Sacks	7.0	76th	9th	9.0	49th	6th
Interceptions	3	49th	8th	4	29th	5th

SITUATIONAL RECORDS

TEAM	R. Day	2026
Playing at home	49-3	3-0
On the road or neutral sites	36-10	0-1
Scoring first	61-6	3-1
Opponent scores first	24-7	0-0
Leading after first quarter	64-7	3-1
Trailing after first quarter	10-3	0-0
Leading at halftime	74-5	3-1
Trailing at halftime	8-6	0-0
Tied at halftime	2-1	0-0
Leading after three quarters	83-3	3-1
Trailing after three quarters	0-8	0-0
Against ranked opponents	27-12	0-1

OHIO STATE OFFENSE	R. Day	2026
Scores 20+ points	83-9	3-1
Scores 30+ points	70-2	3-0
Rushing for 300+ yards	10-0	0-0
Passing for 300+ yards	42-4	3-0
40% or better on 3rd down	64-2	1-1
500+ total yards	41-2	3-0
Two or less turnovers	77-9	3-1

OHIO STATE DEFENSE	R. Day	2026
Allow 15 or less points	53-4	2-0
Allow 20 or less points	63-3	3-0
Allow 150 or less yds. rushing	69-3	2-1
Allow 150 or less yds. passing	39-3	2-0
Allow 300 or less total yards	57-2	2-0
Opp. 33% or less on 3rd down	57-2	2-0
Force two or more turnovers	40-2	2-1

CURRENTLY RANKED OPPONENTS

Saturday, September 12
Ohio State at #4 Texas — L, 23-24
DKR–Texas Memorial Stadium • Austin, Texas

Saturday, October 3
Ohio State at #14 Iowa — 2:30 p.m. • CBS
Kinnick Stadium • Iowa City, Iowa

Saturday, October 17
Ohio State at #6 Indiana — TBD • TBD
Memorial Stadium • Bloomington, Ind.

Saturday, October 31
Ohio State at #18 USC — TBD • TBD
Los Angeles Coliseum • Los Angeles, Calif.

Saturday, November 7
Ohio State vs. #15 Oregon — TBD • TBD
Ohio Stadium • Columbus, Ohio

Saturday, November 28
Ohio State vs. RV Michigan — Noon • FOX
Ohio Stadium • Columbus, Ohio

State has had 11 games in this stretch without allowing a touchdown.

- Ohio State had a historic scoring defense, allowing just 9.3 points per game in the 2025 season which was the third-fewest in the BCS and CFP era (1999-Present) and were one of just five FBS defenses in those two eras combined to allow less than 10.0 points per game:

Rank	*Scoring Def.*	*Year*
1. Alabama	8.2 PPG	2011
2. USC	9.0 PPG	2008
3. Ohio State	**9.3 PPG**	**2025**
4. Miami (FL)	9.4 PPG	2001
5. TCU	9.6 PPG	2000

- Additionally, the Buckeyes allowed just 12 touchdowns from scrimmage in 2025 which was the fourth fewest by any FBS team in the BCS and CFP era (1999-Present) and the fewest by any team in the College Football Playoff era (2014-Present) if you exclude the COVID 2020 season:

Rank	*TDs Allowed*	*Year*
1. Ohio State	**12 TDs allowed**	**2025**
2. Georgia	13 TDs allowed	2021
T3. Ohio State	**15 TDs allowed**	**2023**
T3. Boston College	15 TDs allowed	2015
T3. Illinois	15 TDs allowed	2022
T3. Mississippi State	15 TDs allowed	2018

DOMINANT PASS DEFENSE

- Since the start of the 2024 season, Ohio State has had the best passing defense in the country, allowing just 150.9 yards per game which is 27.8 yards better than the next closest school. Additionally, since the start of the 2025 season, Ohio State has held opponents under 200 passing yards 15 times.
- Ohio State allowed just 129.7 passing yards per game in 2025 which was the second-fewest by any FBS team in the College Football Playoff era and the fewest by any team since 2014:

Rank	*Pass Def.*	*Year*
1. San Jose State	117.8 yards	2014
2. Ohio State	**129.7 yards**	**2025**
3. Miami (FL)	135.6 yards	2018
4. Michigan	142.5 yards	2016
5. Washington	143.3 yards	2021

- Additionally, the Buckeyes pass defense allowed the fewest yards per completion in the College Football Playoff Era:

Rank	*YDs per Comp.*	*Year*
1. Ohio State	**8.73 yards**	**2025**
2. Washington	8.87 yards	2021
3. Iowa	8.99 yards	2022
4. Iowa	9.02 yards	2023
5. Washington	9.08 yards	2018

REWRITE IT ALL JEREMIAH

- Jeremiah Smith has already set more than a handful of school records, including the fastest Buckeye to 100 receptions, to 1,000, 1,500 and 2,000 receiving yards, and to 25 and 30 TD receptions.
- Since entering college football in 2024, Smith leads all players in receptions (196), receiving yds (3,175) and receiving TDs (34).
- In the first four games, Smith had 33 catches for 617 yds and seven TDs. He has played 12 quarters this season, averaging 2.75 catches, 54.2 yds and 0.58 TDs per quarter. That pace puts him at 121 catches, 2,385 yds and 26 TDs in a 12-game season.
- If he goes over 100 yards on Saturday, he will move tie Marvin Harrison Jr. for the most career 100-yd games in program history:

Rk.		*Career 100 Yd Rec. Games*
1.	15	Marvin Harrison Jr. (2021-23)
T2.	**14**	**Jeremiah Smith (2024-Pres.)**
T2.	14	David Boston (1996-98)
4.	11	Chris Olave (2018-21)
T5.	10	Michael Jenkins (2001-03)
T5.	10	Garrett Wilson (2019-21)

- With a strong start to his junior campaign, Smith now owns the program record for career receiving yards with 3,175 yards and ranks 10th in Big Ten history. He needs 614 yards to break the conference record.
- He has 196 receptions and needs 10 to break Emeka Egbuka's mark of 205 and
- He has 34 TD receptions and needs two to break Chris Olave's standard of 35.
- Smith — who had eight catches for 150 yards and three TDs in the first half vs. Illinois — also became the third receiver since 2015 from a Power Four conference to have at least three games with at least 150 receiving yards and two touchdowns in one half. DeVonta Smith had four at Alabama and Ja'Marr Chase did it three times at LSU.
- Through four weeks, Smith leads the country with 617 yards and is tied for the lead with seven TDs. Additionally, his 33 receptions in two off the nation's lead.

JUST SAYIN

- QB Julian Sayin led Ohio State to a 14-7 win over No. 1 Texas in his first start and led Ohio State to 12 consecutive regular season wins, including a 27-9 win at Michigan. He is 15-3 as a starter.
- In the process, he became a Heisman Trophy finalist and led the nation in

AP POLL (SEPT. 27)

Rk.	Team (1st)	Votes	W-L	Trend
1	Texas (62)	4-0	1737	-
2	Georgia (6)	4-0	1646	-
3	Notre Dame	4-0	1581	-
4	Miami (1)	4-0	1501	+2
5	**Ohio State**	**3-1**	**1465**	**+2**
6	Indiana (1)	4-0	1408	-1
7	Alabama	4-0	1305	+1
8	Florida	4-0	1272	+13
9	Ole Miss	3-1	1089	-5
10	BYU	3-0	1078	-1
11	LSU	3-1	1073	-1
12	Texas Tech	4-0	1053	-1
13	Utah	4-0	903	+3
15	Oregon	3-1	725	+5
16	Mississippi State	4-0	715	+8
17	Tennessee	3-1	663	-3
18	USC	4-1	410	-6
19	Oklahoma State	3-1	345	NR
20	Houston	3-1	278	+5
21	SMU	3-1	246	+1
22	Boise State	3-1	221	NR
23	UCLA	4-0	218	NR
24	Kentucky	3-1	150	NR
25	Missouri	3-1	118	-6

MOST CFP APPEARANCES

No.	Team	Appearances	Titles
1.	Alabama	9	3
2.	**Ohio State**	**7**	**2**
	Clemson	7	2
4.	Georgia	5	2
	Oklahoma	5	0
6.	Michigan	3	1
	Notre Dame	3	0
	Oregon	3	0
8.	Indiana	2	0
	Texas	2	1
10.	Arizona State	1	0
	Boise State	1	0
	Cincinnati	1	0
	Florida State	1	0
	James Madison	1	0
	LSU	1	1
	Miami (Fla.)	1	0
	Michigan State	1	0
	Ole Miss	1	0
	Penn State	1	0
	SMU	1	0
	TCU	1	0
	Tennessee	1	0
	Texas A&M	1	0
	Texas Tech	1	0
	Tulane	1	0

completion percentage (77.0 pct.), ranking second nationally in efficiency (177.5) while throwing for 3,610 yards and 32 touchdowns (fourth nationally) with only eight interceptions.

- 77.0 completion percentage in 2025 is the best in single-season program history, is a Big Ten Record and also is third highest in FBS history (Bo Nix in 2023 at Oregon (77.4 pct.) and Mac Jones in 2020 at Alabama (77.4 pct.)).
- Sayin is the most accurate quarterback in program history with a career completion percentage of 75.1 pct. which also would be an NCAA record (min. 875 attempts).
- Additionally, Sayin has thrown for 43 touchdowns in his career which ranks 10th in prgoram history.
- His eight 300-yd passing games are tied for the third most in program history and his 4,900 yards is 14th in school history.

BO KNOWS 1K

- Bo Jackson was one of three true freshmen to top 1,000 rushing yards last season (Caleb Hawkins, North Texas; Nate Sheppard, Duke).
- He was the fifth Buckeye true freshman to top 1,000 rushing yards for a season after Robert Smith (1,126 yards in 1990), Maurice Clarett (1,237 yards in 2002), JK Dobbins (1,403 yards in 2017) and TreVeyon Henderson (1,248 yards in 2021).
- Ohio State has had 39 individual 1,000-yard rushing seasons in school history.
- Jackson was even better at home as a freshman, tallying 607 yards over six games (101.2 yds/g).
- Jackson is on pace for another 1,000-yard season through the first three games of the season while also rushing for 5.70 yards per carry.
- If he reaches the 1,000-yard mark again, he would be the 11th player in program history to have multiple 1,000-yard seasons and the first to do so in back-to-back years since J.K. Dobbins did so in three-straight seasons from 2017-19.

OFFENSIVE LINE CONNECTIVITY

- Ohio State has the most offensive line continuity in the Power-4 (Snaps returning among guys who played at least 100 snaps last year):

Rank	*Power-4 O-Line Continuity*
1. Ohio State	**85.8 pct.**
2. Virginia Tech	80.2 pct.
3. Stanford	78.4 pct.
4. USC	78.0 pct.
5. Tennessee	77.3 pct.

- After Saturday's game, Ohio State's starting offensive line has combined for 154 games played and 101 games started.

TRIPLE THREAT OFFENSE

- Ohio State is one of just two schools in FBS (Miami) to have a 3,500-yard passer, a 1,000-yard receiver and a 1,000-yard rusher each of the past two seasons.
- The Buckeyes are on pace to reach this again in 2026 with Sayin (1,206 passing yards), Smith (617 receiving yards) and Jackson (283 rushing yards) pacing Ohio State.

YOUTH MOVEMENT

- Ohio State comes into the season as the 11th youngest team in the country, fifth youngest in the Power-4 and second youngest in the Big Ten according to RotoWire:

Power-4 Rank	*Average Age*
1. Georgia	19.81
2. Texas	19.86
3. USC	19.87
4. Tennessee	19.92
5. Ohio State	**19.95**

- In the opener against Ball State, Ohio State played 21 true freshman in the game and against Kent State 27 true freshman saw the field.

SCHEDULE NOTES

- Ohio State's regular season schedule shapes up to not only be one of the strongest in the country but also in school history. Six of the regular season opponents rank inside of the top 25 and also include three teams in the preseason top-6 (No. 2 Oregon, No. 4 Texas and No. 6 Indiana). Michigan and USC are the only other teams in the country to play three teams ranked inside of the top-6 in the preseason poll.
- Additionally, the first four potential ranked matchups all come on the road against No. 4 Texas (Sept. 12), No. 22 Iowa (Oct. 3), No. 6 Indiana (Oct. 17) and No. 14 USC (Oct. 31).
- Prior to potentially this season, Ohio State has had four prior seasons where they have played six or more top-25 teams in the regular season and this marks the first time since 2005 this could occur. Those seasons all came in an 11-year stretch from 1995-2005: 1995 (seven times), 1999 (six times), 2003 (seven times) and 2005 (six times.).

THE PEOPLE

FBS ALL-TIME COACH WINNING PCT.

Ohio State has had a number a great head coaches in the history of the program including the last three head coaches inside of the top 15 in FBS history in winning percentage:

Top 20 FBS Coaches in Winning Pct.

Rank	Wins	Win Pct.
1. Knute Rockne	105	.881
2. Ray Day*	**85**	**.867**
3. Frank Leahy	107	.864
4. Urban Meyer	**187**	**.854**
5. Kirby Smart	121	.852
6. G. Washington Woodruff	142	.846
7. Barry Switzer	157	.837
8. Tom Osborne	255	.836
T9. Charley Moran	80	.833
T9. Fielding Yost	165	.833
11. Bob Neyland	173	.829
12. Bud Wilkinson	145	.826
T13. Jim Tressel	**94**	**.817**
T13. Percy Haughton	97	.817
T15. Jock Sutherland	144	.812
T15. Frank Thomas	115	.812
17. Bob Devaney	136	.806
18. Nick Saban	292	.802
19. Bob Stoops	191	.799
20. Chris Petersen	147	.795

**Has not reached 10 years as a head coach*

FIVE NATIONAL CHAMPIONS

- Ohio State has had five national championship head coaches in the history of the program which is tied for the most out of any FBS program. Only four school have accomplished this feat:
  - **Ohio State:** Paul Brown, Woody Hayes, Jim Tressel, Urban Meyer, Ryan Day
  - **Alabama:** Wallace Wade, Frank Thomas, Bear Bryant, Gene Stallings, Nick Saban
  - **Notre Dame:** Knute Rockne, Frank Leahy, Ara Parseghian, Dan Devine, Lou Holtz
  - **USC:** Howard Jones, John McKay, John Robinson, Pete Carroll, John Kasser

COACHES IN THE NFF HALL OF FAME

- Ohio State has eight head coaches who have gone on to be inducted into the NFF College Football Hall of Fame including most recently Urban Meyer who was selected to the 2025 class:

Year	Name (Years at Ohio State)
2025	Urban Meyer (2012-18)
2015	Jim Tressel (2001-10)
2008	John Cooper (1988-2000)
2002	Earle Bruce (1979-87)
1983	Woody Hayes (1951-78)
1971	Francis Schmidt (1934-40)
1954	John Wilce (1913-28)
1951	Howard Jones (1910)

- Paul Brown is one of just four coaches to be enshired in both the College Football and Pro Football Hall of Fame (Don Coryell, Jimmy Johnson and Barry Switzer).

SETTING THE TONE IN BIG TEN HISTORY

- Ohio State has had some of the most dominant tenures in the history of the Big Ten (min. 50 games coached in Big Ten):

Top 10 Big Ten Coaches in Winning Pct.

Rank	Wins	Win Pct.
1. Urban Meyer	**83**	**.902**
2. Fielding Yost	113	.888
3. Ryan Day	**85**	**.867**
4. Phil King	65	.851
5. Jim Tressel	**94**	**.817**
6. Bo Schembechler	194	.796
7. Henry Williams	136	.786
8. Jim Harbaugh	86	.775
9. Fritz Crisler	81	.769
10. Woody Hayes	**205**	**.761**

MOVING UP THE CHARTS

- Head coach Ryan Day has had the best start to his Ohio State career out of any coach in program history, already in the top five in career wins after taking over as head coach ahead of the 2019 season. With one more win he would pass Urban Meyer for fourth on the list and is only 11 wins away from Jim Tressel:

Winningest Coaches in Ohio State History

Rank	Wins	Win Pct.
1. Woody Hayes	205	.761
2. John Cooper	111	.715
3. Jim Tressel	94	.817
4. Ryan Day	**85**	**.867**
5. Urban Meyer	83	.902

THE PEOPLE

GRIFFIN

45 ARCHIE GRIFFIN
Running Back – 1972-75

- Heisman Trophy Winner (1974)
- Chicago Tribune Silver Football Award (1974)
- Walter Camp Player of the Year (1974)
- UPI Player of the Year (1974)
- Then school-record 1,695 rushing yards

Woody Hayes famously said of Archie Griffin: "He's a better young man than he is a football player and he's the best football player I've ever seen." It didn't take long for Griffin's greatness to emerge. He rushed for an Ohio State single-game record 239 yards against North Carolina in the second game of his freshman season (1972) and the following season he became the first Ohio State sophomore to rush for more than 1,000 yards (1,577) and he was named All-American and the Chicago Tribune's Silver Football award winner as the Big Ten player of the year.

Griffin, from Columbus and Eastmoor High School, won his first Heisman Trophy as a junior in 1974 when he rushed for a school record 1,695 yards and led the Buckeyes to a third of what would become a conference-record six consecutive Big Ten championships. He was also a unanimous All-American, the repeat Big Ten Silver Football award winner and the UPI and Walter Camp player of the year. Griffin, who graduated from Ohio State with a degree in industrial relations and received the NCAA's prestigious Top Five Award for combined excellence in athletics, academics and leadership, would go on to achieve legendary status in the world of college football as an Ohio State senior in 1975.

45 ARCHIE GRIFFIN
Running Back – 1972-75

- Heisman Trophy Winner (1975)
- First-and-only two-time Heisman Trophy Winner
- Held NCAA record with 5,177 rushing yards
- College Football Hall of Fame (1986)
- Rose Bowl "Player of the Century" (2013)

Archie Griffin achieved legendary status in 1975 when he won his second Heisman Trophy. And, to this day, he is still the only two-time winner of the bronze statue that symbolizes the most outstanding player in college football. Griffin rushed for 1,450 yards as a senior in 1975 and, in addition to his second Heisman Trophy, he earned unanimous All-America honors and the UPI and Walter Camp player of the year awards. He closed his brilliant collegiate playing career with a then-NCAA-record 5,177 yards rushing (excluding bowl game yards), 27 touchdowns and additional NCAA records for 100-yard games (33) and consecutive 100-yard games (31).

The next four decades would be full of achievement and accolades for the only player to ever start in four Rose Bowl Games and who was president and CEO of the Ohio State Alumni Association from 2004 to 2015. He was elected to the College Football Hall of Fame in 1986. In 2006 he was named one of the NCAA's "100 Most Influential Student-Athletes". In 2011 he was the first recipient of the Big Ten's Ford-Kinnick Leadership Award. In 2013 he was named the Rose Bowl's "All-Century" Player. Griffin's name, along with that of Red Grange, graces the Big Ten championship game MVP award. Ohio State retired his jersey number "45" Oct. 30, 1999.

GRIFFIN'S CAREER RUSHING STATS

Year	Att.	Yards	Avg.	TDs
1972	159	867	5.4	3
1973	257	1,577	6.3	7
1974	256	1,695	6.6	12
1975	262	1,450	5.5	4
Totals	**934**	**5,589**	**6.0**	**26**


HORVATH

22 LES HORVATH
Back – 1941-42, 1944

- Heisman Trophy Winner (1944)
- Ohio State's first Heisman Trophy Winner
- Chicago Tribune Silver Football Award Winner
- Led Big Ten in rushing and total offense
- College Football Hall of Fame (1969)

Les Horvath made Ohio State history in 1944 by becoming the school's first Heisman Trophy winner. Playing both quarterback and halfback on offense and safety on defense, Horvath led the Buckeyes to a perfect 9-0 record and the Big Ten championship in 1944. In addition to leading the Big Ten in rushing with a conference-record 669 yards, and in total offense with 953 yards, the Parma, Ohio, native accounted for 1,248 all-purpose yards and was named the Big Ten's MVP. Ironically, Horvath almost didn't play in 1944. After helping the 1942 Buckeyes to a 9-1 record and the school's first national championship, Horvath entered dental school at Ohio State and did not play in 1943. But when Coach Carroll Widdoes asked him to play in 1944, Horvath, who had an extra year because of wartime rules, agreed to return to the gridiron.

Horvath went on to play professional football with the Los Angeles Rams and Cleveland Browns. Following his professional career, he returned to Los Angeles and practiced dentistry. Horvath, who died in November of 1995, is a member of the College Football Hall of Fame (1969) and the Ohio State Athletics Hall of Fame (1977). His jersey number "22" was retired Oct. 6, 2001.

THE PEOPLE

HORVATH'S CAREER RUSHING STATS					
Year	G	Att.	Yards	Avg.	TDs
1941	8	33	145	4.4	0
1942	10	100	481	4.8	6
1944	9	163	924	5.7	12
Totals	**27**	**296**	**1,550**	**5.2**	**18**

31 VIC JANOWICZ
Back – 1949-51

- Heisman Trophy Winner (1950)
- "Great runner, passer, blocker, kicker and punter"
- Chicago Tribune Silver Football Award
- Punted 21 times for 685 yards vs. Michigan in "Snow Bowl"
- College Football Hall of Fame (1976)

How good was Vic Janowicz? Good enough to win the 1950 Heisman Trophy as a junior on a team that posted a modest 6-3 record. And good enough that, to this day, most historians consider him among the greatest athletes ever to play football at Ohio State. Janowicz accounted for 16 touchdowns and 875 yards in total offense in 1950. The Elyria, Ohio, native also led the Buckeyes in scoring with 65 points. In an 83-21 win over Iowa, he ran for two touchdowns, passed for four more and set a Big Ten record with 10 extra points. Perhaps even more remarkable was a 27-yard field goal against Michigan in the now famous 1950 Snow Bowl. The kick was into a driving snow storm with the goal post barely visible. Janowicz, who was a consensus All-American in 1950, also set two more records in the Snow Bowl, punting 21 times for 685 yards.

After graduation, Janowicz played two years of professional baseball with the Pittsburgh Pirates and a year of football with the Washington Redskins. A member of the College Football Hall of Fame (1976) and the Ohio State Athletics Hall of Fame (1977), Janowicz died in February of 1996. His jersey number, "31" was retired Sept. 23, 2000.

JANOWICZ'S CAREER RUSHING STATS					
Year	G	Att.	Yards	Avg.	TDs
1949	10	30	112	3.7	1
1950	9	114	314	2.8	4
1951	9	16	376	3.5	1
Totals	**28**	**250**	**802**	**3.2**	**6**

JANOWICZ'S CAREER PASSING STATS					
Year	G	Att.	Comp.	Yards	TDs
1949	10	4	2	50	0
1950	9	77	32	561	12
1951	9	25	7	74	2
Totals	**28**	**106**	**41**	**685**	**14**



JANOWICZ

40 HOWARD "HOPALONG" CASSADY
Running Back – 1952-55

- Heisman Trophy Winner (1955)
- First Heisman Trophy winner to exceed 2,000 voting points
- Chicago Tribune Silver Football Award
- Associated Press Athlete of the Year
- College Football Hall of Fame (1979)

It didn't take Ohio State fans long to realize Howard "Hopalong" Cassady was something special. In his first game, against Indiana in 1952, he came off the bench to score three touchdowns and lead the Buckeyes to a 33-13 victory. From then on, "Hop" was a regular in the OSU lineup, playing in 36 of 37 games and leading the Buckeyes to a record of 29-8 during the next four years. In 1954, Cassady won unanimous All-America honors and helped the Buckeyes to a perfect 10-0 record and the first of five national championships for Coach Woody Hayes. Cassady again won All-America acclaim in 1955, when he rushed for 958 yards and 15 touchdowns. He won the Heisman Troph – he was the first winner to exceed 2,000 points in voting – and was named by the Associated Press as the 1955 Athlete of the Year.



CASSADY

Cassady finished his collegiate career with 2,466 rushing yards and 37 touchdowns. After graduation, he was a first-round pick of the Detroit Lions. He also played for Cleveland and Philadelphia before retiring. Cassady, from Columbus, is a member of the Ohio State Athletics (1997), College Football (1979) and Columbus Baseball (2005) Halls of Fame. His jersey number "40" was retired Nov. 18, 2000.

CASSADY'S CAREER RUSHING STATS					
Year	G	Att.	Yards	Avg.	TDs
1952	9	65	293	4.5	4
1953	9	86	514	5.9	6
1954	9	123	701	5.7	6
1955	9	161	958	5.8	15
Totals	**36**	**435**	**2,466**	**5.7**	**31**

27 EDDIE GEORGE
Running Back – 1992-95

- Heisman Trophy Winner (1995)
- School-recordd 1,927 rushing yards in 1995
- Chicago Tribune Silver Football Award
- College Football Hall of Fame (2012)
- Namesake: Big Ten Offensive Player of the Year

At the start of the 1995 season, Eddie George was, at best, a long-shot contender for the Heisman Trophy. By season's end, he was the runaway choice and became Ohio State's sixth Heisman recipient. George rushed for a school-record 1,927 yards and 24 touchdowns with three 200-yard games, one of which was an Ohio State record 314 yards against Illinois Nov. 11, 1995. George's honors in 1995 include the Doak Walker Award, the Maxwell Award, the Walter Camp Player of the Year Award and Big Ten MVP.

THE PEOPLE

George, who attended Abington (Pa.) High School, rushed for 1,442 yards as a junior and completed his career as the second leading rusher in Ohio State history with 3,768 yards. Set school record for receptions by a running back with 47 in 1995. Selected by the Houston Oilers in the first round of the NFL Draft, he was the 1996 NFL Rookie of the Year and played nine years in the NFL, earning four Pro Bowl berths and rushing for 10,441 yards and 68 touchdowns. He is in the Oilers'Titans ring of honor and his No. 32 jersey will be retired by Tennessee in 2019. George earned a bachelor's degree in landscape architecture from Ohio State. He was a 2006 inductee into the Ohio State Athletics Hall of Fame. His jersey number "27" was retired Nov. 10, 2001. In July 2012 he was inducted into the College Football Hall of Fame. The Big Ten's top offensive player receives the Graham-George Offensive Player of the Year award.


GEORGE

GEORGE'S CAREER RUSHING STATS

Year	G/GS	Att.	Yards	Avg.	TDs
1992	11/0	37	176	4.8	5
1993	11/0	42	223	5.3	3
1994	13/11	276	1,442	5.2	12
1995	13/13	328	1,927	5.9	24
Totals	**48/24**	**683**	**3,768**	**5.5**	**44**

10 TROY SMITH
Quarterback – 2003-06

- Heisman Trophy Winner (2006)
- Second-largest margin of victory in Heisman voting
- 3-0 record as starting QB vs. Michigan
- Chicago Tribune Silver Football Award (2006)
- NCAA record for pass efficiency (400-499 comps.)

Troy Smith may not have been Ohio State's star recruit in the spring of 2002, but by the end of the 2006 football season and his Buckeye career there were few Buckeyes with a brighter aura. Smith led the Buckeyes to a 4-1 record as a sophomore in 2004, including a 37-21 win over Michigan, in which he accounted for three touchdowns and 386 yards in total offense. In 2005, Smith guided the Buckeyes to a 10-2 record that included a thrilling come-from-behind victory at Michigan and a decisive win over Notre Dame in the Fiesta Bowl.

Smith saved his best for last, piloting the No. 1 ranked Buckeyes to a 12-0 regular season record and a spot in the national championship game as a senior in 2006. He threw for a school single-season record 30 touchdowns and became just the second quarterback in Ohio State history to post a 3-0 record against Michigan as a starter. The consensus All-American was a landslide winner in the Heisman Trophy voting, recording the second largest margin of victory ever in the balloting. Smith, who recorded a 25-3 record as a starter and is the NCAA record holder in passing efficiency for 400-499 completions (157.1), entered the Ohio State Athletics Hall of Fame in 2014 and he had his jersey No. 10 enshrined Nov. 10, 2014.

SMITH'S CAREER PASSING STATS

Year	G/GS	Att.	Comp.	Int.	Yds.	TDs
2003	1/0	0	0	0	0	0
2004	8/5	122	66	3	896	8
2005	11/10	237	149	4	2,282	16
2006	13/13	311	203	6	2,542	30
Totals	**33/28**	**670**	**420**	**13**	**5,720**	**54**

SMITH

Schools with Most Heisman Trophies

Rank	School	Heisman Winners
1.	USC	8
T2.	**Ohio St.**	**7**
T2.	Oklahoma	7
T2.	Notre Dame	7
5.	Alabama	4
T6.	LSU	3
T6.	Florida State	3
T6.	Florida	3
T6.	Nebraska	3
T6.	Michigan	3
T6.	Auburn	3
T6.	Army	3

THREE-TIME ALL-AMERICA SELECTIONS

1916, 17, 19	Chic Harley	RB
1928, 29, 30	Wesley Fesler	E
1930, 31, 32	Lew Hinchman	HB
1934, 35, 36	Merle Wendt	E
1973, 74, 75	Archie Griffin	TB
1974, 75, 76	Tom Skladany	P
2000, 01, 02	Mike Doss	SS
2006, 07, 08	James Laurinaitis	LB

THE PEOPLE



OUR HONOR DEFEND

Three words born from a battle cry for those who inspire us through their commitment to excellence. At Ohio State, we believe every person has the opportunity to act with character and integrity every day.

Ohio State, the nation's leading university serving all military-connected students, takes pride in sharing the Our Honor Defend military appreciation program inspired by the sense of duty, loyalty, and courage of those who rise to the challenge and persevere to the end.

Proceeds from Our Honor Defend officially licensed products support Ohio State Veterans, ROTC, and other military-connected student scholarships.

OUR HONOR DEFEND™

HONOR. COMMITMENT. RECOGNITION

- We honor the values of duty, loyalty, and integrity that our service members embody. Our Honor Defend reflects our responsibility to preserve and celebrate their legacy, ensuring that their contributions are remembered and respected across our community.
- Our Honor Defend supports military-connected students and their families through meaningful initiatives, scholarships, and programs that extend beyond recognition alone. It's a commitment to stand alongside those who serve, and make a lasting impact.
- Through Our Honor Defend, we recognize the service, sacrifice, and courage of Veterans, Active-duty, National Guard and Reserve personnel, and their families.
- All Our Honor Defend events across all sports at Ohio State offer two complimentary tickets for veterans or active duty members of the military to claim through https://www.vettix.org/.

ANNUAL MURPH CHALLENGE

- Honoring fallen heroes and Navy Seal Lt. Michael Murphy, Ohio State hosts the annual Murph Challenge: a 1-mile run, 100 pull-ups, 200 push-ups, and 300 squats. Members of the Ohio State football program take part and support the participants.
- Proceeds raised by supporting sponsor Anduril and Michael P. Murphy Foundation go to support the people and families of military members who lost their lives in service.

PLAYERS WHO SERVED

- **Lou Groza:** After attending Ohio State for just one year, the legendary placekicker and offensive tackle enlisted in the Army and served as a surgical technician in the Pacific Theater during World War II.
- **Chuck Csuri:** An All-American tackle for the 1942 National Championship team, Csuri was drafted into the military in 1943. He earned the Bronze Star for his exceptional bravery during the Battle of the Bulge.
- **Don Scott:** One of the most talented multi-sport athletes at Ohio State. He played quarterback and halfback and earned All-American honors. The Chicago Bears picked him No. 9 overall in the first round of the 1941 NFL Draft. With World War II closing in, Don Scott made a massive decision by turning down his NFL contract entirely. He flew a B-26 Marauder bomber on 10 dangerous missions over Nazi-occupied Europe. Each mission carried a 50% chance he wouldn't return. Sadly, in October 1943, at just 23 years old, he died when his plane crashed during a training flight in England.
- **Rick Hausman:** A walk-on player from the legendary 1968 National Championship team. Coach Woody Hayes gave him his blessing to leave the team for the Army, but Hausman was tragically killed in action in Vietnam in May 1969 while protecting his wounded comrades.
    - Ohio State established the Rick Hausman Silver Bullet Award to honor the top Cadet in their ROTC program.
- **Joe Brown:** A defensive lineman who played until 2001 and had a brief stint with the Seattle Seahawks. Following the September 11 attacks, he walked away from the NFL to enlist in the military and eventually became an elite Army Ranger

COACH HAYES MILITARY SERVICE

- Legendary head coach Woody Hayes notably served as a Lieutenant Commander in the U.S. Navy during World War II.
- In 2025, Ohio State dedicated a portrait to Woody Hayes in the campus Army ROTC building to honor his legacy as a military historian and veteran.

THE TRADITION

DOTTING THE I

Each time the band performs Script Ohio, a different fourth- or fifth-year sousaphone player is chosen to stand as the dot in the "i" of "Ohio." Because the Script Ohio formation was one of many new formations included by director Weigel, no extra emphasis was placed on the dotting. Originally, an E-flat cornet player, John Brungart, was the first "i"-dotter, but in the fall of 1937, Weigel turned to Glen Johnson, a sousaphone player, and had him take his place in the dot. A year later, when the drum major arrived at the top of the "i" three or four measures too early, Johnson turned and bowed to the crowd to use up the rest of the music. The crowd roared, and the bow has been part of the show since then. On very rare occasions, exceptional non-band members are offered the invitation to be an honorary i-dotter in recognition of their service to Ohio State and to the band. Previous honorary i-dotters have included comedian Bob Hope (1978), former Ohio State coach Woody Hayes (1983), golfer Jack Nicklaus (2006), Sen. John and Annie Glenn (2009), retiring Marching Band director Jon R. Woods (2011) and former Ohio State football coach Earle Bruce, who dotted the "i" on Oct. 1, 2016, and said, "I think this is the greatest honor I've ever received." In 2018, the honorary i-dotter was 100-year-old Anthony Violi, an alumnus who dotted during the Alumni Reunion game against Tulane. The most recent honorary i-dotter was Archie Griffin in 2024.

SCRIPT OHIO

- Script Ohio was first performed by the band on Oct. 10, 1936, and has become the quintessential formation of The Ohio State University Marching Band. While many point out that a similar formation of "Ohio" was performed by the University of Michigan Marching Band in 1932, it was not performed as the classic, constantly flowing script that has become the — literal — signature of The Ohio State University Marching Band.
- Band Director Eugene J. Weigel based the looped "Ohio" script design on the marquee sign of the Loew's Ohio Theatre in downtown Columbus and created the most identifiable trademark associated with Ohio State football and the Marching Band.



SKULL SESSION

- The warm-up routine of the Ohio State University Marching Band takes place in St. John Arena, right across the street from Ohio Stadium, two hours before kickoff of home games. In 1932, band director Eugene Weigel began having his marching band memorize the music they would be playing that week. Before game-time, the band would go through its routine as a final rehearsal. For 24 years it went on in the band's rehearsal hall, before moving inside St. John Arena in 1957. Along the way, the format was tweaked to make it more of a pep-rally atmosphere, and crowds have responded, often to the tune of over 10,000 people. In 2001, Coach Tressel began bringing the football team by the skull session on their way into the stadium for the game.

CARMEN OHIO

- Written by student-athlete Fred Cornell in 1903, it is set to the tune of the 19th-century Christian melody "Spanish Hymn". "Carmen" translates to "song" in Latin, making the title literally mean "Song of Ohio"
- Cornell was a football player and Men's Glee Club member.
- The Men's Glee Club first performed the song publicly at an off-campus event on New Year's Eve, 1903.
- Since 1906, it has been sung after home games. Former football coach Jim Tressel famously established the modern tradition in 2001 of the entire team and coaching staff gathering in the south end zone to sing the alma mater with the band and fans, win or lose.

COLOR OUT GAMES

- Coordinated efforts to color the stadium stands help create a unified and energized atmosphere inside Ohio Stadium and can provide an unmistakable home-field advantage. The traditional games include:
  - Scarlet the 'Shoe
  - Helmet Stripe
  - Wear Black

HANG ON SLOOPY

- "Hang On Sloopy" will still echo through Ohio Stadium. While it has traditionally been a third quarter break moment, this year the band will have flexibility to play it in the second half when the energy and timing feel right.
- "Hang on Sloopy" was released during the summer of 1965 and getting serious play on radio stations nationwide about the same time John Tatgenhorst, a percussion student at Ohio State, was working at the Ohio State Fair.
- He convinced then director Charles "Charlie" Spohn to perform it and it was first performed on Oct. 9, 1965.

THE TRADITION



THE WORLD FAMOUS HORSESHOE

Quick Facts

- Built..... 1922
- Architect ..... Howard Dwight Smith
- Cost ..... $1.3 million
- First Game..... Ohio Wesleyan, Oct. 7, 1922
- Dedication Game..... Michigan, Oct. 21, 1922
- Original Capacity..... 66,210
- Present Capacity..... 102,041
- Largest Crowd .... 110,045 vs. Michigan, 2016
- Renovation 1999-2001
- Re-dedication ..... Akron, 2001
- Stadium Circumference ..... 2,892 ft.
- Stadium Length ..... 919 ft.
- Stadium Width ..... 679 ft.
- Stadium Acreage..... 14.5 acres
- Stadium Height..... 136 feet
- Height of Press Box Roof from field..... 183 feet
- All-Time Won-Loss Record 490-115-20

Top 10 Largest Crowds

ATTENDANCE	DATE/OPPONENT
1. 110,045	Nov. 26, 2016 vs. Michigan
2. 109,302	Oct. 28, 2017 vs. Penn State
3. 109,088	Sept. 9, 2017 vs. Oklahoma
4. 108,975	Nov. 21, 2015 vs. Michigan St.
5. 108,750	Nov. 5, 2016 vs. Nebraska
6. 108,610	Nov. 29, 2014 vs. Michigan
7. 108,423	Oct. 17, 2015 vs. Penn State
8. 108,414	Sept. 16, 2017 vs. Army
9. 108,362	Sept. 27, 2014 vs. Cincinnati
10. 108,075	Nov. 7, 2015 vs. Minnesota

BUCKEYE GROVE

- Since 1934, a Buckeye tree has been planted in honor of each of Ohio State's All-American.
- Trees are usually planted in a pregame ceremony at the spring game. With the renovation of Ohio Stadium in 2001, the Buckeye Grove is now located at the southwest corner of the stadium.

VICTORY BELL

- Located in the southeast tower of Ohio Stadium, the Victory Bell is rung after every Ohio State victory. It was a gift of the classes of 1943, 1944 and 1945.
- Resting 150-feet up in the southeast tower, members of Alpha Phi Omega ring the bell after victories, a tradition that began after OSU beat California Oct. 2, 1954. On a calm day, it is said the bell can be heard five miles away. The bell weighs 2,420 pounds and cost $2,535 to install.
- The bell is rung before the start of every game starting in the 2025 season with the following Ohio State greats ringing the bell in its first season as a tradition:
  - Archie Griffin
  - Urban Meyer
  - Clark Kellogg
  - John Cooper
  - Jerry Lucas
  - Jim Tressel

LARGEST STADIUMS IN THE WORLD

- 150,000 – Rungrado May Day Stadium / Pyongyang, N. Korea
- 110,000 – Sardar Patel Stadium / Ahmedabad, India
- 107,601 – Michigan Stadium / Ann Arbor, Mich.
- 106,572 – Beaver Stadium / State College, Pa.
- **102,780 – Ohio Stadium / Columbus, Ohio**

HISTORICAL STADIUM DATES

- **1921 -** Ohio Governor Harry Davis joined a crowd of over 2,500 to officially break ground on the massive new stadium.
- **Oct. 7, 1922 -** Ohio Stadium, a double-decked, horseshoe-shaped structure, opened on Oct. 7 with a 5-0 Ohio State victory over Ohio Wesleyan before 25,000 fans.
- **Oct. 21, 1922 -** The Ohio Stadium dedication game came against Michigan in front of 72,000 fans.
- **1925 –** The final college game of legendary Illinois halfback Harold "Red" Grange was on Nov. 21, 1925 in Ohio Stadium.
- **1928 –** The traditional Ohio State Marching Band ramp entrance was first performed at Ohio Stadium in 1928.
- **1936 –** Script Ohio, one of the greatest traditions in all of college football, was first performed by the Ohio State Marching Band on Oct. 10, 1936 in Ohio Stadium.
- **1938 –** Block O, the official student section of Ohio State athletics, was originated in 1938.
- **Nov. 25, 1950 -** Ohio State and Michigan engage in the Snow Bowl. An early winter storm hit Columbus with heavy snow, 28 miles-per-hour winds and temperatures in the teens. The teams punted 45 times and UM won, 9-3.
- **Oct. 2, 1954 –** The sound of the Victory Bell, located in the Southeast tower of Ohio Stadium, was first heard after Ohio State defeated Cal.
- **March 1974 –** Ohio Stadium became the first football stadium to be officially listed on the National Register.
- **1985 –** Ohio Stadium had used portable lights several times to complete late afternoon starts, but the 1985 season opener vs. Pitt was the first true collegiate night game in stadium history. Kickoff was at 8:08 p.m.
- **2006 –** One of the greatest games in Ohio Stadium history took place on Nov. 18: No. 1 Ohio State vs. No. 2 Michigan. Ohio State won, 42-39, to clinch its first outright Big Ten championship since 1984.
- **2014 –** A 13.7 million renovation to 92-year-old Ohio Stadium included a new FieldTurf playing surface, 2,522 additional seats in the south stands, concrete water proofing and permanent lights. Capacity is now at an all-time high of 104,581 ... but only until 2020.
- **2016 –** Ohio State defeated Michigan, 30-27, in double overtime in front of a record Ohio Stadium crowd of 110,082 fans. Curtis Samuel's game-winning, 15-yard touchdown run electrified the house after J.T. Barrett's successful, 4th-and-1 conversion from the UM 16.

THE TRADITION

BLOCK O RECIPIENTS

Ohio State's tradition of awarding the Block "O" is inspired by one of the all-time greats to ever don the Scarlet and Gray: Bill Willis. A defensive end whose career spanned from 1942-44, Willis was an All-American and national champion during his time with the Buckeyes. He later went on to break the color barrier in the National Football League as a member of the Cleveland Browns and was inducted into the Pro Football Hall of Fame as well as the College Football Hall of Fame.

Willis' No. 99 is retired at Ohio State and what he stood for – toughness, accountability and the highest of character – are values that the current-day Buckeyes strive for every day. With Willis' jersey being retired, the player dawns the No. 0 each year.

Ohio State's Block O Recipients

- 2020 – DE Jonathon Cooper
- 2021 – OL Thayer Munford
- 2022 – WR Kamryn Babb
- 2023 – WR Xavier Johnson
- 2024 – LB Cody Simon
- 2025 – LB Sonny Styles
- 2026 – WR Brandon Inniss

2026 CAPTAINS

- Ahead of the 2026 season, wide receiver Brandon Inniss, defensive end Kenyatta Jackson Jr., safety Jaylen McClain, linebacker Payton Pierce, quarterback Julian Sayin, offensive lineman Austin Siereveld and wide receiver Jeremiah Smith were all named team captains.
- The captains were selected through a vote of members of the Buckeyes football program. Juniors, seniors and fifth-year players are eligible to be chosen by their peers to lead the team. This marks the seventh time in program history that Ohio State has had seven or more team captains.

IRON BUCKEYES

- Iron Buckeye is a prestigious distinction awarded twice-a-year (end of winter program and end of summer program).
- The honor recognizes unquestionable training, dedication, determination, discipline, toughness, and leadership. It is a reminder of what being an Iron Buckeye means, of why shirts aren't necessary.
- Given out by Associate AD for Football Sports Performance Mickey Marotti

Winter Iron Buckeyes:

  - Junior wide receiver Jeremiah Smith
  - Senior wide receiver Brandon Inniss
  - Junior safety Jaylen McClain
  - Junior linebacker Garrett Stover
- Jeremiah Smith and linebacker Sonny Styles are the only four-time Iron Buckeyes in program history.

BUCKEYE LEAVES ON THE HELMET

- The tradition of placing Buckeye Leaves on the Ohio State helmets started in 1968 when Woody Hayes and longtime trainer Ernie Biggs changed the look of the Ohio State uniforms.
- The stickers currently used on the Buckeyes' helmets are 1.25 inches in diameter, meaning 47 of them can fit on each side of the helmet. If a player earns more stickers than can fit on the helmet, a running tally is kept on paper to make sure the accomplishment is recorded in some way.
- The stickers are meant to signify some kind of achievement, whether by the team or the individual who earns the sticker.
- Stickers are handed out at the discretion of Coach Ryan Day and position coaches.

GOLD PANTS

- A gold charm replica of a pair of football pants is given to players and coaches following wins over Michigan.
- The tradition started in 1934 when first-year coach Francis Schmidt told those wondering how OSU would fare with its nemesis from Ann Arbor: "They put their pants on one leg at a time just like everybody else." Schmidt's Buckeyes then went and defeated Michigan four-consecutive times, all by shutout.
- Gold pants are traditionally handed out the following spring and engraved with the player's initials on the front, and the year and score of "The Game" on the back.

SENIOR TACKLE

- A last practice of the year tradition since 1913 where the seniors hit the blocking sled one final time.
- For many years it was held following the last practice prior to the season finale with Michigan. But depending upon the Buckeyes' bowl obligation, it has sometimes been moved to the last home practice before the team departs for its bowl obligation.

TUNNEL OF PRIDE

- The brainchild of ex-OSU quarterback Rex Kern and former Director of Athletics Andy Geiger, the Tunnel of Pride actually started in 1995, when Notre Dame visited Ohio Stadium for the first meeting between the two teams in nearly 50 years.
- In an effort to generate even more emotion, excitement and enthusiasm than already existed, Kern and Geiger reached out to former Buckeye football players who were attending the game and asked them to form a tunnel for the team to run through as it came onto the field. Thus a tradition was born, which is now continued every other year when Michigan visits Ohio Stadium.

THE EXCELLENCE

OHIO STATE GRADUATES

Going into the fall, the Buckeyes have seven players on the roster who have already earned their degree from Ohio State University:

- David Adolph – Marketing
- Carson Hinzman – Sport Industry
- Luke Montgomery – Sport Industry
- Josh Padilla – Sport Industry
- Bennett Christian – Communications
- Kenyatta Jackson – Communications
- Inky Jones – Sociology

SCHOLAR ATHLETES

Additionally 11 more Buckeyes earned at least one degree at previous institutions:

- Jakobi Jackson – UF, Education Studies
- Earl Little Jr – FSU, Recreation & Tourism Mgmt.
- Justyn Martin – UCLA, Communications & Maryland, Master's of Mgmt. Studies
- Terry Moore – Duke, Sociology
- Dalton Riggs – BYU, Business Mgmt.
- Qua Russaw – Alabama, Sport Mgmt.
- Hunter Welcing – Northwestern, BS in Learning & Organizational Change & Master's in Project Mgmt.
- Brady Young – Houston Christian, Master's in Business Admin.
- Vasean Washington – Dartmouth, Sociology
- Beau Atkinson – UNC, Sport Admin.
- Marcello Diomede – Notre Dame, Business Admin.

GRADING OUT

- In May, the NCAA released the latest Academic Progress Report, receiving a perfect 1000 APR Mult-Year Ratewhich ranked No. 1 in FBS. The Buckeyes were one of just two FBS programs to receive a perfect score.
- In the latest Graduation Success Rate (GSR), maintained the program-best score of 89 it recorded last year, the fourth year it improved or maintained its GSR.
- A program-record 61 Ohio State football players were named Academic All-Big Ten honorees for having a cumulative grade point average (GPA) of 3.00 and above.
- The Buckeyes also set a record, totaling 101 OSU Scholar-Athletes for the 2025-26 academic year. To qualify as an Ohio State Scholar-Athlete, a student-athlete must carry a cumulative grade-point average (GPA) of 3.00 or higher.



HISTORY OF ACADEMIC ALL-AMERICANS

- Six Buckeyes have earned Academic All-America honors during Day's tenure, including 2025 honoree Carnell Tate.
- Tate is the 33rd Ohio State football player to earn first-team Academic All-America honors:

Ohio State Academic All-Americans (*First Team)

1952	John Borton*	QB
1954	Dick Hilinski	T
1958	Bob White*	FB
1961	Tom Perdue	E
1965	Bill Ridder	MG
1966	Dave Foley*	OT
1968	Dave Foley	OT
	Mark Stier	LB
1969	Bill Urbanik	DT
1970	Rex Kern	QB
1971	Rick Simon*	OT
1973	Randy Gradishar*#	LB
1974	Brian Baschnagel*	RB
1975	Brian Baschnagel*	RB
1975	Pat Curto	DE
	Kenneth Kuhn	LB
	Bill Lukens	OG
	Chris Ward	OT
1976	Pete Johnson*	FB
	Bill Lukens*	OG
1977	Jeff Logan*	RB
1980	Marcus Marek*	LB
1981	John Frank	TE
1982	Joe Smith*	OT
	John Frank*	TE
1983	John Frank	TE
	Dave Crecelius	DT
1984	Dave Crecelius*	DT
	Mike Lanese*	FL
	Tony Giuliani	DL
1985	Mike Lanese*	FL
1988	Joe Staysniak	OT
	Joe Staysniak*	OT
1990	Greg Smith	DL
1992	Len Hartman*	OG
	Greg Smith*	NG
1995	Greg Bellisari*	LB
1996	Greg Bellisari*	LB
1999	Ahmed Plummer*	CB
2002	Ben Hartsock	TE
	Craig Krenzel	QB
2003	Craig Krenzel*	QB
2006	Anthony Gonzalez*	SE
	Stan White, Jr.*	FB
	James Laurinaitis	LB
2007	Brian Robiskie*	FL
2008	Brian Robiskie*	FL
2014	Jacoby Boren	C
2015	Jacoby Boren*	C
	Jack Willoughby*	K
2016	Sam Hubbard*	DE
2017	Jordan Fuller	SAF
2018	Jordan Fuller*	SAF
2019	Jordan Fuller	SAF
2022	Emeka Egbuka	WR
2024	Donovan Jackson*	OL
	Seth McLaughlin*	C
	Quinshon Judkins	RB
2025	Carnell Tate*	WR

THE EXCELLENCE



FIRST ROUND SELECTIONS

Ohio State has more first-round draft selections than any other school, totaling 99 and will be the first school to have over 100 players selected in the first round this includes 20 in the Coach Day era alone. This includes four first rounders in 2026 NFL Draft who all were selected in the first 11 picks:

• 2019	Nick Bosa (DE)	49ers
• 2019	Dwayne Haskins (QB)	Redskins
• 2020	Chase Young (DE)	Redskins
• 2020	Jeff Okudah (CB)	Lions
• 2020	Damon Arnette (CB)	Raiders
• 2021	Justin Fields (QB)	Bears
• 2022	Garrett Wilson (WR)	Jets
• 2022	Chris Olave (WR)	Saints
• 2023	C.J. Stroud (QB)	Texans
• 2023	Paris Johnson Jr. (OT)	Cardinals
• 2023	Jaxon S-Njigba (WR)	Seahawks
• 2024	Marvin Harrison Jr. (WR)	Cardinals
• 2025	Emeka Egbuka (WR)	Buccaneers
• 2025	Donovan Jackson (OL)	Vikings
• 2025	Tyleik Williams (DT)	Lions
• 2025	Josh Simmons (OT)	Chiefs
• 2026	Carnell Tate (WR)	Titans
• 2026	Arvell Reese (LB)	Giants
• 2026	Sonny Styles (LB)	Commanders
• 2026	Caleb Downs (SAF)	Cowboys

"The people at Ohio State that you're around, they get the best out of you. Whether it is the training staff, nutrition staff, support staff. [They are] always pouring into you to make you a better person."

- Caleb Downs

NFL STARS DEVELOPED HERE

Overall, Ohio State had 11 Buckeyes taken during the 2026 NFL Draft, which is the most of any school in the country.

Ohio State is the only school in the seven-round draft era (1994–present) to have at least three NFL Draft classes with 12 or more players selected, most recently in 2025 when 14 Buckeyes were drafted.

Ohio State had four Buckeyes taken in the top 11 and became the first program since the NFL merger to accomplish that feat (Previously: 1956: Notre Dame – 4 // 1967: Michigan State – 4).

• Carnell Tate, 4th Overall, Round 1 – Tennessee Titans
• Arvell Reese, 5th Overall, Round 1 – New York Giants
• Sonny Styles, 7th Overall, Round 1 – Washington Commanders
• Caleb Downs, 11th Overall, Round 1 – Dallas Cowboys

Overall with Carnell Tate, Arvell Reese and Sonny Styles all taken in the top 10 of the 2026 NFL Draft, Ohio State has now had three Buckeyes taken in the top 10 of the NFL Draft for just the second time in program history and is the only program to accomplish this feat multiple times:

2016:
• Joey Bosa, 3rd Overall, Round 1 – San Diego Chargers
• Ezekiel Elliott, 4th Overall, Round 1 – Dallas Cowboys
• Eli Apple, 10th Overall, Round 1 – New York Giants

2026:
• Carnell Tate, 4th Overall, Round 1 – Tennessee Titans
• Arvell Reese, 5th Overall, Round 1 – New York Giants
• Sonny Styles, 7th Overall, Round 1 – Washington Commanders

As noted above, Oklahoma (2010) and Alabama (2021) are the only other programs to accomplish this once.

Ohio State has had a pair of Buckeyes taken in the top five of the NFL Draft on four occasions over the last 30 years (since 1996) and is the only school in the country who has achieved this milestone this multiple times:

1997:
• Orlando Pace, 1st Overall, Round 1 – St. Louis Rams
• Shawn Springs, 3rd Overall, Round 1 – Seattle Seahawks

2016:
• Joey Bosa, 3rd Overall, Round 1 – San Diego Chargers
• Ezekiel Elliott, 4th Overall, Round 1 – Dallas Cowboys

2020:
• Chase Young, 2nd Overall, Round 1 – Washington Redskins
• Jeff Okudah, 3rd Overall, Round 1 – Detroit Lions

2026:
• Carnell Tate, 4th Overall, Round 1 – Tennessee Titans
• Arvell Reese, 5th Overall, Round 1 – New York Giants

With that, Alabama (2023), Oklahoma (2010), Auburn (2005), Texas (2002), Penn State (2000) and Illinois (1996) have all accomplished this on one occasion.

The four first-round picks increase Ohio State's record total of first round draft picks to 99 all-time and to 30 in the last 11 years with multiple first-round Buckeyes selected in nine of the last 11 drafts (2016-17-18-19-20-22-23-25-26). Ohio State has produced multiple first-round picks 26 times in all.

The Buckeyes have had a first-round draft pick for 11 consecutive years, second only to Alabama's streak of 18.

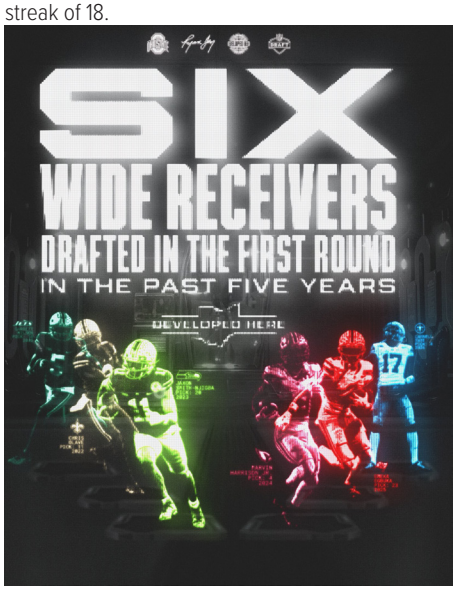

THE EXCELLENCE



THE CENTER OF NFL EXCELLENCE

Ohio State has set the standard in the development of future NFL stars including having 58 Buckeyes on the 53-man rosters coming out of the 2025 preseason. 19 franchises had two or more Ohio State players on their rosters.

According to Spotrac on June 15, Ohio State has the most combined earning out of any school in the country:

Rank	*Combined Earnings*
1. Ohio State	**$444,485,790**
2. Alabama	$430,681,240
3. LSU	$359,566,206
4. Georgia	$350,656,609
5. Oklahoma	$289,293,614
6. Notre Dame	$278,461,864
7. Clemson	$269,422,409
8. Penn State	$259,782,589
9. USC	$243,927,898
10. Michigan	$243,199,706



GOLD JACKET BUCKEYES

Overall, Ohio State has 12 inductees into the Pro Football Hall of Fame in Canton, Ohio which is the third-most selections by any school:

Ohio State in the Pro Football Hall of Fame

Inductee	*NFL Franchises*
Paul Brown (Coach)	Browns, Bengals
Cris Carter (WR)	Eagles, Vikings, Dolphins
Sid Gilman (Coach)	Rams, Chargers, Oilers
Randy Gradishar (LB)	Broncos
Lou Groza (OT/K)	Browns
Dante Lavelli (E)	Browns
Dick LeBeau (CB)	Lions
Orlando Pace (OT)	Rams, Bears
Jim Parker (G/T)	Colts
Ed Sabol (Filmmaker)	Founder of NFL Films
Paul Warfield (WR)	Dolphins, Browns
Bill Willis (MG)	Browns

PRO BOWL BUCKS

Overall, Ohio State had 190 Pro Bowl selctions in the history of the game. This includes a host of perennial selections.

Most Pro Bowl Selections by Ohio State Players

Rank	*Position*	*Pro Bowls*
T1. Lou Groza	OL/K	9
T1. Jim Tyrer	OT	9
T3. Cris Carter	WR	8
T3. Jim Parker	OL	8
T3. Paul Warfield	WR	8
T6. Cameron Heyward	**DT**	**7**
T6. Randy Gradishar	LB	7
T6. Nick Mangold	C	7
9. Orlando Pace	OT	6
T10. Dick Schafrath	OL/DL	5
T10. Joey Bosa	**DE**	**5**
T10. Nick Bosa	**DE**	**5**
T10. Denzel Ward	**CB**	**5**
T10. Bob Vogel	OT	5

**Active players in bold*

CHASING DOWN LOMBARDI TROPHIES

Ohio State has had 39 players win a Super Bowl title which ranks in the top 10 among all colleges. This includes most recently wide receiver Jaxon Smith-Njigba who led the Seattle Seahawks to a win in Super Bowl LX.

Buckeyes have made memorable contibutions to

Super Bowl wins but maybe none more memorable than Buckeye great Santonio Holmes in the Steelers Super Bowl XLIII victory. Holmes won MVP honors, pulling in nine receptions for 131 yards and the game-winning touchdown with just 35 seconds remaining in the game.



REIGNING NFL OPOY

Smith-Njigba, who led the Seattle Seahawks to a Super Bowl title, led the NFL in receiving yards with 1,793 -- more than he'd had in his first two seasons combined -- on 119 catches with 10 touchdowns. What was arguably most impressive about his third NFL season was his consistency: Smith-Njigba accumulated 72 or more receiving yards in 15 of his 17 games.

He is just the second Seattle Seahawks player to ever win the award (Shaun Alexander in 2005).

DEFENSIVE

PLAYERS TO WATCH

3 • JAMES SMITH

6-3, 306 • Sr. • DT • Montgomery, Ala.

- Played in 41 career games
- Finished 2025 with 28 tackles, 6.5 TFL, 2.5 sacks
- Career-high seven tackles vs. Tennessee (Oct. 10, 2025)
- Transfer to Ohio State from Alabama

96 • EDDRICK HOUSTON

6-3, 303 • Jr. • DT • Atlanta, Ga.

- Played in 31 games in his career
- Has started in nine career games
- 21 tackles, 4.0 TFLs and 3.0 sacks in 2025
- Five tackles, 1.5 sacks and 1.5 TFLs vs. Miami

4 • QUA RUSSAW

6-2, 244 • Sr. • DE • Montgomery, Ala.

- 24 career games played and three starts in 2025
- 53 tackles, 4.5 TFL, 2.0 sacks and two INT in career
- Transfer to Ohio State from Alabama

26 • PAYTON PIERCE (CAPTAIN)

6-2, 232 • Jr. • LB • Lucas, Texas

- Has 29 career games played and six starts
- 67 tackles, 2.0 TFL, 0.5 sacks, 1 INT, 2 FF and 2 FR in career
- Career-high nine tackles at Texas
- Totaled of 43 tackles and 1.5 TFL in 2025

5 • RILEY PETTIJOHN

6-2, 235 • So. • LB • McKinney, Texas

- Played in 17 games career games
- Leads the team with 4.0 TFLs and 2.0 sacks
- Finalist for the Butkus High School Award in 2024

7 • JERMAINE MATHEWS JR.

5-11, 195 • Sr. • CB • Cincinnati, Ohio

- Played in 45 games with 18 starts in his career
- Tallied 77 tackles, 9 PBU, 3 INT and 5.5 TFL in career
- Had 26 tackles, 5 PBU and 2 INT in 2025
- Placed on LOTT Impact watch list

1 • EARL LITTLE JR.

6-0, 203 • 5th • SAF • Fort Lauderdale, Fla.

- Has played 40 games in his career
- 116 tackles, 4 INT, 8 PBU, 2 FF, 3.0 TFL in career
- Leds Ohio State with 23 tackles this season
- Transfer to Ohio State from Florida State

55 • JOHN WALKER

6-3, 302 • Sr. • DT • Kissimmee, Fla.

- Played in 29 career games
- Totaled 72 tackles, 8.0 TFL and 1.5 sacks in career
- 2023 True Freshman All-American
- Transfer to Ohio State from UCF

2 • KENYATTA JACKSON JR. (CAPTAIN)

6-6, 263 • 5th • DE • Miami Gardens, Fla.

- Has played in 48 career games
- Totals of 64 career tackles and 11.5 sacks
- 11.0 TFLs (-57 yards) and 6.5 QB sacks in 2025
- Placed on LOTT Impact and Nagurski watch list

12 • BEAU ATKINSON

6-6, 260 • 5th • DE • Raleigh, N.C.

- Career totals of 73 tackles and 20.0 TFL
- Has 12.5 career sacks
- Transfer to Ohio State from North Carolina in 2025
- Career-high 4.5 TFL and 3.5 sacks at UVA in 2024

14 • CHRISTIAN ALLIEGRO

6-4, 245 • Sr. • LB • Darien, Conn.

- 39 games played and 15 starts in his career
- 2025 All-Big Ten and 2025 Butkus Award Watch List
- 141 tackles and 8.0 sacks in his career
- Transfer to Ohio State from Wisconsin

6 • DEVIN SANCHEZ

6-2, 199 • So. • CB • Houston, Texas

- Played in 13 games making on start in 2025
- Totaled 15 tackles, 2 PBU and 1 FR in 2025
- Career-high eight tackles and 1.0 TFL at Texas

8 • JAYLEN MCCLAIN (CAPTAIN)

6-0, 203 • Jr. • SAF • Rahway, N.J.

- Has played in all 34 games, making 18 starts in career
- Career-high eight tackles and four PBU vs. Illinois
- Finished as sixth-leading tackler in 2025 (53)
- Placed on Nagurski watch list

25 • JAY TIMMONS

5-11, 191 • Fr. • CB • Gibsonia, Pa.

- No. 1 ranked CB in 2026 class by Rivals
- Two-way player in HS at corner and wide receiver
- Personal-bests 10.9 in 100 m, 20-9.75 in long jump and 44-6 in triple jump in high school

OFFENSIVE

PLAYERS TO WATCH

10 • JULIAN SAYIN (CAPTAIN)

6-1, 214 • Jr. • QB • Carlsbad, Calif.

- Has career 75.1 comp. pct.
- Ranks 10th in OSU history with 43 passing TDs
- Has eight career 300-yard games
- Shaun Alexander Freshman of the Year in 2025

4 • JEREMIAH SMITH (CAPTAIN)

6-4, 222 • Jr. • WR • Miami Gardens, Fla.

- Two-time Big Ten Richter-Howard WR of the Year
- 34 career receiving TDs; 36 total TDs
- All-time leading receiver in program history (3,175)
- Leads the country with 617 yards and 7 TDs

3 • DEVIN MCCUIN

6-0, 190 • Sr. • WR • Jacksonville, Texas

- 165 career receptions for 1,861 yards and 17 TD
- Has played in 42 games with 29 starts
- 65 receptions for 726 yards and 8 TDs as a junior
- All-AAC Selection in 2025 at UTSA

0 • BRANDON INNISS (CAPTAIN)

6-0, 197 • Sr. • WR • Hollywood, Fla.

- 49-yd TD reception vs. Kent State
- Voted a team captain in 2025 and 2026
- Career-high six receptions vs. UCLA in 2025
- Hornung Award Watch List member

83 • NATE ROBERTS

6-5, 240 • So. • TE • Washington, Okla.

- Appeared in 13 games as a freshman at TE and FB
- Career-highs 4 receptions for 36 yards vs. Illinois
- Recorded first career TD against Kent Satte

85 • BENNETT CHRISTIAN

6-6, 255 • 5th • TE • Acworth, Ga.

- Has 30 games played since 2024
- Totaled five receptions for 16 yards and TD in 2025
- Grabbed a touchdown against Penn State
- Four career starts

86 • MASON WILLIAMS

6-4, 246 • Sr. • TE • Mogadore, Ohio

- Has 36 games in his career with seven starts
- Career 51 receptions for 600 yards and 6 TD
- Had two catches for 26 yards against Texas
- Transfer to Ohio State from Ohio

25 • BO JACKSON

6-0, 218 • So. • RB • Cleveland, Ohio

- Six 100-yard games in first 12 outings
- Team-high 1,090 yards rushing on 179 carries in 2025
- Freshman All-American (The Athletic & On3)
- One of three freshmen over 1,000 yards in 2025

24 • JA'KOBI JACKSON

6-0, 219 • 5th • RB • Pensacola, Fla.

- Has rushed for 6.6 Yd/Carry in four games
- Rushed for five TDs in three games
- Transfer to Ohio State from Florida
- Has 153 carries for 813 yards and 10 TD in career

70 • PHILLIP DANIELS

6-5, 312 • Sr. • OL • Cincinnati, Ohio

- Ohio native who transferred from Minnesota
- Is the cousin of Paris Johnson, a first-round draft choice of the Arizona Cardinals
- Started in 13 games at tackle in 2025

75 • CARSON HINZMAN

6-5, 310 • 5th • OL • Spring Valley, Wisc.

- First-team All-American (AFCA)
- Rimington and Outland watch list member
- Leads all OL returnees with 1,900+ snaps played
- 36 career starts at center; 38 starts overall

67 • AUSTIN SIEREVELD (CAPTAIN)

6-5, 327 • Sr. • OL • Liberty Twp., Ohio

- Is a versatile lineman; can play tackle or guard
- Has played in 33 career games and started play-off games vs. Tennessee and Oregon in 2024
- 22 career starts and Outland watch list member

69 • IAN MOORE

6-6, 315 • Jr. • OL • New Palestine, Ind.

- Appeared in all 14 games as a redshirt freshman
- Made first career start against Purdue in 2025
- Played in 22 career games and has starts in all four games this season at tackle

51 • LUKE MONTGOMERY

6-5, 313 • Sr. • OL • Findlay, Ohio

- Second-team All-American in 2025 (AFCA)
- Outland Trophy watch list member
- Saw extensive playing time in the 2024 College Football Playoff; started vs. Texas and Notre Dame
- Player of the Game vs. Washington in 2025



HEAD COACH RYAN DAY

Hometown: Manchester, N.H.
High School: Manchester Central
Alma Mater: New Hampshire
Degree: Business administration
Master's: Administrative studies (Boston College)
Year in Coaching: 25th (10th at Ohio State; eighth as head coach)
Wife: Christina ("Nina")
Children: Son RJ, and daughters Grace and Nia

AS OHIO STATE'S HEAD COACH

Year	8th
Overall Record	85-13
Home	49-3
Away/Neutral	36-10
vs. Top 25 Ranked Teams	24-9
vs. Top 10 / Top 5 Teams	16-11 / 8-8
In Big Ten Conference Games	56-5
Big Ten Championships	2 (2019, 2020)
CFP Appearances	5 (2019, '20, '22, '24, '25)

DAY'S YEAR-BY-YEAR RECORD

Year	W-L	Pct.	B1G
2018*	3-0	1.000	1-0
2019	13-1	.928	9-0
2020	7-1	.875	5-0
2021	11-2	.846	8-1
2022	11-2	.846	8-1
2023	11-2	.846	8-1
2024	14-2	.857	7-2
2025	12-2	.857	9-0
2026	3-1	.750	1-0
Total	**85-13**	**.867**	**56-5**

**Interim head coach for three games*

HEAD COACH RYAN DAY

2019 DAVE McCLAIN BIG TEN COACH OF THE YEAR • 85-13 CAREER RECORD

Ryan Day has established himself as one of the defining coaches in college football during his seven seasons leading Ohio State, guiding the Buckeyes to championship success, national prominence and remarkable consistency across every phase of the program.

Since taking over as head coach in 2019, Day has compiled an 85-13 record, the best winning percentage among active FBS head coaches, and he has led Ohio State to five College Football Playoff appearances, more than any other program during that span. His teams have won 10 championships, including the 2024 College Football Playoff national title, two Big Ten championships, three Big Ten East Division titles, two Rose Bowl victories, a Sugar Bowl win and a Cotton Bowl win.

Day's greatest accomplishment came in 2024, when he guided Ohio State through the first 12-team College Football Playoff format and into the program's ninth national championship. Over a 31-day stretch, the Buckeyes beat Tennessee, Oregon, Texas and Notre Dame to become the first FBS team to defeat five top-five opponents in a single season and the first to win four CFP games in one year. That run capped a 14-win season and cemented Day's place alongside Paul Brown, Woody Hayes, Jim Tressel and Urban Meyer as an Ohio State coach to win a national title. He is also one of only four active head coaches with a CFP championship.

Ohio State has been dominant in nearly every statistical area under Day's leadership.

The Buckeyes have ranked No. 1 nationally in scoring offense and total offense, and they have also finished No. 1 in total defense, passing defense and scoring defense in multiple seasons under his watch. His teams have been especially dangerous in high-stakes games, going 27-11 against ranked opponents, 16-11 against top-10 teams, 8-8 against top-five teams and 8-6 in postseason play. He also was named the Big Ten Coach of the Year award in his first season in 2019, when the Buckeyes won 13-straight games by an average of more than 36 points and became the first Big Ten team to win three-consecutive outright conference titles.

Day's impact has extended well beyond wins and losses.

He has coached 27 first-team All-Americans, seven Heisman Trophy finalists and multiple major national award winners, including Caleb Downs, Julian Sayin, Chase Young, Marvin Harrison Jr., C.J. Stroud and J.K. Dobbins. Under his direction, 69 Buckeyes have been selected in the NFL Draft, including 20 first-round picks. Ohio State's program-wide success has also shown up in the classroom, where Day's teams have set records for Scholar-Athletes and Academic All-Big Ten honorees, while posting consecutive record Graduation Success Rate figures and one of the nation's top APR marks.

Before becoming head coach, Day built a strong reputation as an offensive coach and developer of quarterbacks. He spent 2018 as Ohio State's offensive coordinator and quarterbacks coach after serving as co-offensive coordinator the year before, and he briefly served as acting head coach for the first three games of the 2018 season.

Prior to Ohio State, he coached at Boston College, Temple, Florida, the Philadelphia Eagles and the San Francisco 49ers, and he also held earlier collegiate roles at New Hampshire. A native of Manchester, N.H., Day played quarterback at New Hampshire, earned a degree in business administration and later completed a master's in administrative studies at Boston College.

He and his wife, Christina, known as Nina, have three children: Ryan Jr. (RJ), Grace and Nia.

HEAD COACH RYAN DAY - THE CHAMPION

2024 NATIONAL CHAMPION • TWO-TIME BIG TEN CHAMPION (2019 & 2020)

The Start of the Ryan Day Era

Coach Day was named Ohio State's head coach by then-Senior Vice President and Wolfe Foundation Endowed Athletics Director Gene Smith on Dec. 4, 2018, but his path to the full-time job began well before that. Day had already served as Ohio State's acting head coach for the first eight weeks of the 2018 season, guiding the Buckeyes to wins over Oregon State, Rutgers and No. 15 TCU and opening his head coaching record at 3-0.

His official tenure as head coach began after Ohio State's 28-23 win over Washington in the Rose Bowl on Jan. 1, 2019, when retiring head coach Urban Meyer placed the whistle around Day's neck in front of the team. Technically, Day's first official day on the job was Jan. 2, but that moment in the locker room before more than 124 players — including over 100 who would be part of his first team — marked the true beginning of his era.

At 46, the Manchester, N.H., native became the 25th head coach in the history of one of college football's most storied programs.

2024 CFP National Championship

In one 31-day stretch, Coach Day led his team and coaching staff on the greatest and most difficult journey to win a national championship in college football history.

Between Dec. 21, 2024, and Jan. 20, 2025, Day's Buckeyes defeated No. 7 Tennessee, 42-17, in a College Football Playoff game at Ohio Stadium, No. 1 Oregon, 41-21, at the Rose Bowl, No. 3 Texas, 28-14, in a quasi-road game in Dallas at the Cotton Bowl, and No. 5 Notre Dame, 34-23, in the CFP championship game at Mercedez-Benz Stadium in Atlanta.

Ohio State's dominant run through that difficult gauntlet secured the program's ninth national championship, third of the century after titles in 2002 and 2014, and capped a record-tying 14-win season.

Day joined Paul Brown (1942), Woody Hayes (1954-57-61-68-70), Jim Tressel (2002) and Urban Meyer (2014) as Ohio State coaches to win a national championship, and he joined Meyer as the only Ohio State head coaches with multiple seasons of at least 13 wins.

Among active head coaches, Day is one of only four to have won a College Football Playoff national championship. The others: Georgia's Kirby Smart, Clemson's Dabo Swinney and Indiana's Curt Cignetti.

Day's leadership during this NCAA record, 16-game 2024 season enabled Ohio State to set some monumental records, including:

- Becoming the first FBS school to defeat five opponents ranked in the Top 5 in one season;
- Winning a record four CFP games in one season; and
- Claiming two bowl wins in one season, one of only three schools to do so.

Win-Loss Record Breakdown (as of Sept. 27)

In addition to his sterling, 85-13 career record as coach of the Buckeyes, Day's teams are also:

- 27-12 all-time vs. Top 25 teams
- 16-11 vs. Top 10 teams
- 8-8 vs. Top 5 teams
- 8-6 in all postseason games

Coach Ryan Day's .867 winning percentage (85-13) in 98 games at Ohio State ranks No. 1 nationally among all Division I head coaches and is currently No. 2 all-time. In 97 of those 98 games, his team has been ranked in the AP Top 25, and in 85 it has been ranked in the Top 5.

Championship Tradition

Day has led Ohio State to more College Football Playoff appearances over the last seven years than any other program, with five. In 2024, he accomplished something no team had done before, guiding the Buckeyes through four wins in a 12-team playoff bracket on the way to the program's ninth national championship.

In seven seasons as head coach, Day has guided Ohio State to 10 championships, including the 2024 College Football Playoff national title, back-to-back Big Ten championships in 2019 and 2020, Rose Bowl wins in 2022 and 2024, Sugar Bowl and Cotton Bowl victories in 2022 and 2024, and three Big Ten East Division titles. He is also the only coach to lead his team to the College Football Playoff five times since the format began in 2019.

DAY'S COACHING ASSIGNMENTS

Year	School/Team	Position
2019-pres.	Ohio State	Head Coach
2018	Ohio State	Offensive Coordinator/Quarterbacks
2017	Ohio State	Co-Offensive Coordinator/Quarterbacks
2016	San Francisco 49ers	Quarterbacks
2015	Philadelphia Eagles	Quarterbacks
2013-14	Boston College	Offensive Coordinator/Quarterbacks
2012	Temple	Offensive Coordinator/Wide Receivers
2007-11	Boston College	Wide Receivers
2006	Temple	Wide Receivers
2005	Florida	Graduate Assistant
2003-04	Boston College	Graduate Assistant
2002	New Hampshire	Tight Ends

Ohio State Year-By-Year Recap
Under Ryan Day, Ohio State has consistently ranked among the nation's best teams on both sides of the ball, with the Buckeyes producing elite offenses, dominant defenses and a steady run of postseason success. From 2019 through 2025, Day's teams were defined by efficiency, explosiveness and balance, and each season featured either a nationally elite offense, a nationally elite defense, or both. That sustained excellence helped turn Ohio State into one of college football's most complete programs and a perennial College Football Playoff contender.

Specifically, Day's teams have been among the best offensive teams in the nation, ranking in the Top 3 nationally in scoring three times and Top 10 in total offense four times. Ohio State was No. 1 in the nation in both total offense and scoring offense in 2021. Additionally, Ohio State has been No. 1 in the nation eight times on defense: in total defense in 2019, 2024 and 2025; in passing defense in 2019, 2023 and 2025; and in scoring defense in 2024 and 2025.

2019
In Day's first full season as head coach, Ohio State finished 13-1, won the Big Ten championship and reached the College Football Playoff before falling to Clemson in the Fiesta Bowl semifinal.

The Buckeyes were dominant offensively, averaging 42.5 points per game behind quarterback Justin Fields, who was one of the nation's top players and Big Ten Offensive Player of the Year. Running back J.K. Dobbins became the first Buckeye to rush for 2,000 yards in a season, while a loaded receiving corps featuring K.J. Hill, Chris Olave, Binjimen Victor and Garrett Wilson gave Ohio State one of the country's most dangerous passing attacks.

Defensively, the Buckeyes were just as impressive, finishing No. 1 nationally in total defense and ranking among the top five nationally in passing defense, scoring defense, red-zone defense and pass efficiency defense. Individually, Chase Young anchored that unit with one of the greatest seasons in school history, winning the Bednarik Award, Bronko Nagurski Trophy, Ted Hendricks Award and Big Ten Defensive Player of the Year honors while also becoming a Heisman Trophy finalist. He set the program record with 16.5 sacks and ranked second in program history with 21.0 tackles for loss.

HEAD COACH RYAN DAY - AS A HEAD COACH

85-13 OVERALL RECORD • 56-5 BIG TEN RECORD

2020
In this COVID-shortened season, Ohio State went 7-1, won its fourth-straight Big Ten championship and advanced to the national championship game after defeating Clemson in the Sugar Bowl.

Fields again led the offense and earned his second-straight Big Ten Offensive Player of the Year honor, while Trey Sermon emerged as a late-season breakout star in the run game including a memorable, record-breaking 331 rushing yard performance in the Big Ten Championship Game. Chris Olave and Garrett Wilson continued to give the Buckeyes elite playmakers on the perimeter.

Defensively, Ohio State finished with one of the nation's top rushing defenses and posted a strong turnover margin, while the defensive line earned widespread recognition for its depth and production.

Ohio State had several major All-America honorees, led by OG Wyatt Davis as a unanimous first-team selection. CB Shaun Wade and DT Haskell Garrett also earned first-team recognition, while a trio of Buckeyes received second-team honors.

2021
Ohio State's 2021 team might have been Day's most explosive offense before the playoff run in 2024. The Buckeyes finished 11-2, closed the season with a Rose Bowl win over Utah and averaged 45.7 points per game, the highest mark in the country.

Individually on offense, C.J. Stroud took over at quarterback and delivered one of the best passing seasons in program history, throwing for 4,435 yards and 44 touchdowns while finishing fourth in Heisman Trophy voting and earning Big Ten Offensive Player of the Year honors. WR Jaxon Smith-Njigba led the Big Ten in receiving yards, RB TreVeyon Henderson provided balance in the backfield, and the offense remained one of the most efficient in the sport.

Defensively, Ohio State tied for ninth nationally in turnover margin, and had five Buckeyes earn All-Big Ten honors.

2022
Day's offense again ranked near the top of the national leaderboard. Ohio State finished 11-2, reached the College Football Playoff and nearly knocked off top-ranked Georgia in the semifinal.

Individually on offense, Stroud threw for 3,688 yards and 41 touchdowns, finishing third in the Heisman voting while Marvin Harrison Jr., Jaxon Smith-Njigba and Emeka Egbuka formed one of the country's best receiver groups, and RB TreVeyon Henderson remained a key playmaker. Overall, The Buckeyes averaged 44.2 points per game, which ranked second nationally, and all five starting offensive linemen earned All-Big Ten honors.

That same season, Ohio State's defense had five All-Big Ten honorees, including a pair of First Team selections with DE JT Tuimoloau and LB Tommy Eichenberg.

2023
Ohio State finished 11-2, won its first 11 games and returned to the New Year's Six stage in the Cotton Bowl.

While the Buckeyes' offense was more balanced than in previous seasons, it still averaged 30.5 points per game and relied heavily on its passing attack. Quarterback Kyle McCord threw for 3,170 yards in the regular season, Marvin Harrison Jr. finished with 1,211 receiving yards, and tight end Cade Stover became a major part of the offense with 41 catches for 576 yards and five touchdowns. Harrison finished fourth in the Heisman voting that season and won the Biletnikoff Award.

On defense, Ohio State remained one of the nation's most efficient units, finishing first in passing defense, third in total defense, second in scoring defense, and seventh in rushing defense.

2024
Day guided Ohio State through one of the greatest postseason runs in college football history, culminating in the Buckeyes' first national championship of the 12-team playoff era. Ohio State finished 14-2 and averaged 36.3 points per game across four CFP wins, while the full-season offense ranked among the nation's best under offensive coordinator Chip Kelly.

Defensively, the Buckeyes were outstanding, finishing No. 1 nationally in both scoring defense and total defense under Jim Knowles.

2025
Ohio State remained elite on both sides of the ball, finishing 12-0 in the regular season and earning a second straight CFP berth.

The offense was led by redshirt freshman Julian Sayin, whose precision passing and efficiency helped the Buckeyes remain one of the nation's most productive teams, while the tight end group added depth and balance to the attack. Sayin finished fourth in the Heisman voting.

On defense, Ohio State again ranked No. 1 nationally in total defense, passing defense and scoring defense under Matt Patricia, while also leading the country in opposing red-zone percentage and first downs allowed per game. Ohio State allowed just 9.3 points per game in the 2025 season which was the fewest by any FBS team in the CFP era (2014-Present).

SUPERLATIVES UNDER RYAN DAY

Total Yds.	763, vs. Toledo (9/17/22)
Points Scored	77, vs. Toledo (9/17/22)
	77, vs. Oregon State (9/1/2018)
Yds. Rushing	399, vs. Northwestern (12/19/20)
Yds. Passing	573, vs. Utah (1/1/2022)
Yds. Per Play	10.3, at Minnesota (9/2/21)
Defensive INTs	3, at Penn State (10/29/22)
Most Sacks	9.0, vs. Akron (9/25/21)
Least Yds. Against	99, vs. W. Mich. (9/7/24)
Least Pass Yds. Against	42, at Northwestern (10/18/19)
Least Rush Yds. Against	-23, vs. Oregon (1/1/25)
Least Pts. Against	0, four times -- last vs. Wisconsin (10/18/25)

27 FIRST TEAM ALL-AMERICANS

2019:
- DE Chase Young
- CB Jeff Okudah
- OG Wyatt Davis
- RB J.K. Dobbins

2020:
- OG Wyatt Davis
- CB Shaun Wade
- DT Haskell Garrett

2021:
- WR Chris Olave
- WR Garrett Wilson
- OT Nicholas Petit-Frere
- OT Thayer Munford
- K Noah Ruggles

2022:
- WR Marvin Harrison Jr.
- OT Paris Johnson Jr.
- OT Dawand Jones

2023:
- WR Marvin Harrison Jr.

2024:
- C Seth McLaughlin
- S Caleb Downs
- OL Donovan Jackson
- WR Jeremiah Smith

2025:
- LB Arvell Reese
- WR Jeremiah Smith
- DT Kayden McDonald
- S Caleb Downs
- DE Caden Curry
- OL Carson Hinzman
- LB Sonny Styles

In 2025, Day's Buckeyes set a program record with seven first team All-Americans, three of whom were unanimous selections.

HEAD COACH RYAN DAY - THE DEVELOPER

27 FIRST TEAM ALL-AMERICANS • 7 HEISMAN FINALISTS • 69 NFL DRAFT PICKS

Heisman Trophy Finalists:
Day has coached seven Heisman Trophy finalists:

2018:
- QB Dwayne Haskins

2019:
- DE Chase Young
- QB Justin Fields

2021:
- QB C.J. Stroud

2022:
- QB C.J. Stroud

2023:
- WR Marvin Harrison Jr.

2025:
- QB Julian Sayin

National Award Recipients:
Day has coached six national award recipients:

2019:
- DE Chase Young – Bednarik Award, Bronko Nagurski Trophy, Ted Hendricks Award
- RB J.K. Dobbins – Earl Campbell Tyler Rose Award

2023:
- WR Marvin Harrison -- Biletnikoff Award

2024:
- C Seth McLaughlin – Rimington Trophy

2025:
- S Caleb Downs – Jim Thorpe Award, Lott IMPACT Trophy
- QB Julian Sayin – Shaun Alexander Freshman of the Year

Big Ten Position-Specific Award Recipients:
Day has also seen his players win six Big Ten Quarterback of the Year honors, six Big Ten Offensive Player of the Year honors, four Chicago Tribune Silver Football awards, four Wide Receiver of the Year honors, three Freshman of the Year honors, and defensive player, linebacker, tight end, offensive lineman and defensive lineman awards.

Developed Here: NFL Draft Success
At the conclusion of the 2026 NFL Draft, 69 Buckeyes have been selected, including 20 first-round picks during the Ryan Day era (2019–present).

Overall, Ohio State had 11 Buckeyes taken during the 2026 NFL Draft, which was the most of any school in the country.

- WR Carnell Tate, 4th Overall, Round 1 – Tennessee Titans
- LB Arvell Reese, 5th Overall, Round 1 – New York Giants
- LB Sonny Styles, 7th Overall, Round 1 – Washington Commanders
- S Caleb Downs, 11th Overall, Round 1 – Dallas Cowboys
- DT Kayden McDonald, 36th Overall, Round 2 -- Houston Texans
- TE Max Klare, 61st Overall, Round 2 – LA Rams
- CB Davison Igbinosun, No. 62 Overall, Round 2 – Buffalo Bills
- TE Will Kacmarek, No. 87 Overall, Round 3 – Miami Dolphins
- DE Caden Curry, No. 214 Overall, Round 6 – Indianapolis Colts
- OL Ethan Onianwa, No. 231 Overall, Round 7 – Atlanta Falcons

Ohio State is the only school in the seven-round draft era (1994–present) to have at least three NFL Draft classes with 12 or more players selected, most recently in 2025 when 14 Buckeyes were drafted.

Additionally, the Buckeyes have had 25 players selected over the last two years which is tied for the most in consecutive drafts in the seven-round draft era (1994-Present).

Georgia is the only other school to accomplish this feat (2022-23).

All 11 defensive starters from Ohio State's 2024 College Football Playoff National Championship win over Notre Dame are now NFL Draft picks, with none selected lower than the fifth round.

That doesn't include the aforementioned Arvell Reese, who was in the rotation as a backup.

Ohio State tied its own program record with seven selections in the first two rounds in 2026.

The Buckeyes previously accomplished that in 2016 and 2025.

Additionally, Ohio State's eight selections through the first three rounds of the 2026 NFL Draft were the most of any school in the country.

Ohio State had four Buckeyes taken in the top 11 in the 2026 NFL Draft and became the first program since the NFL merger to accomplish that feat (Previously: 1956: Notre Dame – 4 // 1967: Michigan State – 4).

FIRST ROUND DRAFT PICKS UNDER RYAN DAY

2019	Nick Bosa (DE)	San Francisco 49ers
2019	Dwayne Haskins (QB)	Washington Redskins
2020	Chase Young (DE)	Washington Redskins
2020	Jeff Okudah (CB)	Detroit Lions
2020	Damon Arnette (CB)	Las Vegas Raiders
2021	Justin Fields (QB)	Chicago Bears
2022	Garrett Wilson (WR)	New York Jets
2022	Chris Olave (WR)	New Orleans Saints
2023	C.J. Stroud (QB)	Houston Texans
2023	Paris Johnson Jr. (OT)	Arizona Cardinals
2023	Jaxon Smith-Njigba (WR)	Seattle Seahawks
2024	Marvin Harrison Jr. (WR)	Arizona Cardinals
2025	Emeka Egbuka (WR)	Tampa Bay Bucs
2025	Donovan Jackson (OL)	Minnesota Vikings
2025	Tyleik Williams (DT)	Detroit Lions
2025	Josh Simmons (OT)	Kansas City Chiefs
2026	Carnell Tate (WR)	Tennessee Titans
2026	Arvell Reese (LB)	New York Giants
2026	Sonny Styles (LB)	Washington Commanders
2026	Caleb Downs (SAF)	Dallas Cowboys

TOTAL OFFENSE SINCE 2019

No.	Team	Yds. Per Game
1.	Ole Miss	491.5
2.	**Ohio State**	**478.2**
3.	North Texas	475.7
4.	UCF	463.6
5.	SMU	463.0
T5.	USC	461.4
7.	Oregon	460.5
8.	Alabama	454.5
9.	LSU	452.8
10.	Memphis	447.4

TOTAL DEFENSE SINCE 2019

No.	Team	Yds. Per Game
1.	**Ohio State**	**290.2**
2.	Georgia	293.3
3.	Iowa	297.1
4.	Wisconsin	303.8
5.	Michigan	306.1
6.	Penn State	312.9
7.	Notre Dame	315.8
8.	Air Force	315.9
9.	Minnesota	317.5
10.	Alabama	317.9

MOST TDS SCORED SINCE 2019

No.	Team	TDs Scored
1.	Alabama	506
2.	**Ohio State**	**493**
3.	Oregon	461
4.	Notre Dame	457
5.	Georgia	451
6.	SMU	450
7.	LSU	419
8.	Memphis	415
T9.	Texas	414
T9.	Clemson	414

FEWEST TDS ALLOWED SINCE 2019

No.	Team	TDs Allowed
1.	Iowa	159
2.	Georgia	173
3.	**Ohio State**	**179**
4.	Penn State	191
T5.	Michigan	199
T5.	Notre Dame	199
7.	Wisconsin	209
8.	Utah	214
9.	Air Force	218
10.	Alabama	221

CHARTING THE BUCKEYES UNDER RYAN DAY

Ryan Day's teams have been among the best offensive teams in the nation, ranking in the Top 3 nationally in scoring three times and Top 10 in total offense four times. Ohio State was No. 1 in the nation in both total offense and scoring offense in 2021.

Additionally, Ohio State has been No. 1 in the nation five times on defense: in total defense in 2019, 2024 and 2025; in passing defense in 2019, 2023 and 2025; and in scoring defense in 2024 and 2025.

In 2018 Day was Ohio State quarterbacks coach and the team ranked second nationally in total offense and passing yards, and No. 8 in scoring. It established Big Ten Conference records for offensive yards per game (535.6), passing yards (5,100), passing yards per game (373.0), touchdown passes (51), completions (396) and total plays (1,131).

Individually, quarterback Dwayne Haskins was a Heisman Trophy finalist who became just the sixth player to throw 50 touchdown passes in a season.

The 2017 season was Day's first in Columbus and it also proved to be a success. His starting quarterback, J.T. Barrett, was a finalist for the Davey O'Brien National Quarterback of the Year Award and he was named the Big Ten's quarterback of the year after a season in which he set seven school single season records and broke the Big Ten Conference career mark for touchdowns responsible for with 147.

Quarterbacks Justin Fields and C.J. Stroud each won two Big Ten Conference offensive player of the year awards and two Big Ten quarterback of the year awards and joined Haskins as Heisman Trophy finalists with Stroud earning the honor twice (in 2021 and 2022).

Day recruited from the portal and mentored QB Will Howard during Ohio State's national championship 2024 season.

In addition to his two NFL seasons as a quarterbacks coach, Day has 23 years of collegiate coaching experience, including offensive coordinator positions at Temple and Boston College, as well as positions with Florida – as a graduate assistant under Meyer – and at his alma mater, New Hampshire.

MOST WINS SINCE 2019

No.	Team	Wins
1.	Georgia	89
2.	Alabama	84
3.	**Ohio State**	**82**
4.	Notre Dame	79
5.	Oregon	77
6.	Clemson	74
7.	Michigan	71
T8.	BYU	67
T8.	Texas	67
T10.	Oklahoma, Penn State, SMU, Boise	66

MOST HOME WINS SINCE 2019

No.	Team	Wins
T1.	**Ohio State**	**47**
T1.	Alabama	47
3.	Oregon	44
4.	Georgia	43
T5.	Notre Dame	42
T5.	Ole Miss	42
T5.	Michigan	42
T5.	LSU	42
9.	Clemson	41
T10.	Memphis, Oklahoma, Mizzou	40

SCORING OFFENSE SINCE 2019

No.	Team	Points/Gm.
1.	**Ohio State**	**39.7**
2.	Alabama	39.3
3.	SMU	37.6
4.	Oregon	36.9
5.	Notre Dame	36.6
6.	Georgia	36.2
7.	USC	35.3
8.	Memphis	35.0
T9.	Oklahoma	34.9
T9.	Texas	34.9
T9.	LSU	34.9

SCORING DEFENSE SINCE 2019

No.	Team	Points/Gm.
T1.	Georgia	15.5
T1.	Iowa	15.6
3.	**Ohio State**	**15.8**
4.	Penn State	17.8
5.	Notre Dame	17.9
6.	Michigan	18.3
7.	Alabama	18.9
8.	Clemson	19.3
9.	Wisconsin	19.4
10.	Utah	19.6

PASSING TDs SINCE 2019

No.	Team	Passing TDs
1.	**Ohio State**	**267**
2.	Alabama	256
3.	LSU	239
4.	SMU	234
5.	Western Kentucky	232
6.	Oregon	224
7.	USC	222
8.	North Texas	216
9.	Texas	215
10.	Miami	214
11.	Georgia	211

PASSER RATING SINCE 2019

No.	Team	Rating
1.	**Ohio State**	**175.1**
2.	Alabama	168.6
3.	Oregon	163.6
4.	LSU	155.9
T5.	Oklahoma	155.4
T5.	Ole Miss	155.4
7.	Georgia	154.9
8.	USC	154.0
9.	Notre Dame	153.0
10.	SMU	152.3

TD/INT RATIO SINCE 2019

No.	Team	TD/INT Ratio
1.	Alabama	5.22/1
2.	**Ohio State**	**5.13/1**
3.	Oregon	4.48/1
4.	LSU	3.73/1
5.	Notre Dame	3.65/1
6.	Tennessee	3.62/1
7.	North Carolina	3.34/1
8.	Texas	3.31/1
9.	Georgia	3.30/1
10.	Penn State	3.29/1

COMPLETION PCT. SINCE 2019

No.	Team	Comp. Pct.
1.	Oregon	70.3 pct.
2.	**Ohio State**	**69.7 pct.**
3.	Alabama	67.4 pct.
4.	USC	66.8 pct.
5.	Fresno State	66.6 pct.
6.	Georgia	66.1 pct.
T7.	Washington State	65.9 pct.
T7.	LSU	65.9 pct.
9.	Oklahoma	65.8 pct.
10.	Washington	65.7 pct.

CHARTING THE BUCKEYES UNDER RYAN DAY

40+ POINT GAMES SINCE 2019

No.	Team	Games
1.	Alabama	54
2.	**Ohio State**	**48**
3.	Notre Dame	44
4.	Georgia	42
5.	LSU	38
T6.	Clemson	37
T6.	SMU	37
T6.	Tennessee	37
T9.	Oklahoma	34
T9.	Oregon	34

50+ POINT GAMES SINCE 2019

No.	Team	Games
1.	**Ohio State**	**24**
2.	Alabama	23
3.	Oklahoma	20
4.	Tennessee	18
T5.	LSU	17
T5.	Texas	17
T7.	Ole Miss	15
T7.	North Texas	15
T7.	Notre Dame	15
T7.	SMU	15
T7.	Georgia	15
12.	Clemson	14

PASSING DEFENSE SINCE 2019

No.	Team	Yds/Game
1.	Army	183.0
2.	**Ohio State**	**183.7**
3.	Iowa	187.8
4.	Notre Dame	191.1
5.	Minnesota	193.3
6.	Wisconsin	194.2
7.	Michigan	196.1
8.	Alabama	197.4
9.	Air Force	197.7
10.	Penn State	198.3

MOST DEFENSIVE TD's SINCE 2019

No.	Team	Defensive TDs
1.	Notre Dame	27
T2.	**Ohio State**	**23**
T2.	Pittsburgh	23
3.	Utah	22
T5.	Troy	21
T5.	Lousiana Tech	21
7.	Alabama	20
T8.	Clemson	19
T8.	Tennessee	19
10.	Missouri	18

MOST WINS BY 20+ POINTS SINCE 2019

No.	Team	Wins
1.	**Ohio State**	**57**
2.	Georgia	55
3.	Alabama	49
4.	Notre Dame	44
T5.	Clemson	40
T5.	Michigan	40
7.	Oregon	39
8.	Penn State	37
T9.	Tennessee	36
T9.	Utah	36

PASSING TDs SINGLE SEASON SINCE 2019

No.	Player (School)	Year	Pass TDs
1.	B. Zappe (WKU)	2021	62
2.	J. Burrow (LSU)	2019	60
3.	A. Gordon (Wash St.)	2019	48
4.	B. Young (Bama)	2021	47
5.	B. Nix (Oregon)	2023	45
6.	**C.J. Stroud (OSU)**	**2021**	**44**
7.	K. Trask (UF)	2020	43
T8.	K. Pickett (Pitt)	2021	42
T8.	C. Williams (USC)	2022	42
T10.	**J. Fields (OSU)**	**2019**	**41**
T10.	**C.J. Stroud (OSU)**	**2022**	**41**
T10.	M. Jones (Bama)	2020	41
T10.	F. Mendoza (IU)	2025	41

THE ONLY

Since Ryan Day took over at head coach full time in 2019, Ohio State has had the most dominant passing offense in the country. The Buckeyes are the only school in the country in that span to have three passers in the top 10 in touchdowns thrown and there is only one other school to have multiple in that time span. Additionally, eventual No. 2 overall pick C.J. Stroud is the only quarterback to have multiple seasons in the top 10.

ASSISTANT COACHES & STAFF ASSISTANTS

LARRY JOHNSON
ASSOCIATE HEAD COACH / DEFENSIVE LINE

Quick Facts: In his 13th season at Ohio State ... has produced nine first-team All-Americans during his time in Columbus ... has coached 16 Big Ten Defensive Linemen of the Year.

MATT PATRICIA
DEFENSIVE COORDINATOR

Quick Facts: In second season at Ohio State ... Led Ohio State to top-ranked total and scoring defense in 2025...three-time Super Bowl winner with Patriots ... 19 years coaching in the NFL



KEENAN BAILEY
TIGHT ENDS / CO-OFFENSIVE COORD.

Quick Facts: In his 11th season at Ohio State and fourth as TE coach ... named to 247Sports' 30 Under 30 list in 2021 ... coached most TE draft picks in the country since 2023 (three).

CARLOS LOCKLYN
RUNNING BACKS

Quick Facts: Is in his third season at Ohio State ... coached NFL draft picks, TreVeyon Henderson and Quinshon Judkins ... has also coached at EKU, Florida State, Oregon and Memphis.



MATT GUERRIERI
SAFETIES / PASS GAME COORD.

Quick Facts: Hired in February of 2024 ... was a quality control coach at Ohio State in 2022 ... Coach Cowboys first-round pick, Caleb Downs, and two other NFL picks in his time at Ohio State

CORTEZ HANKTON
WIDE RECEIVERS

Quick Facts: First season at Ohio State ... spent last 11 years as a wide receiver coach in the SEC at LSU, Gorgia and Vanderbilt ... Coached four draft picks and two first rounders at LSU (2022-25).

BILLY FESSLER
QUARTERBACKS

Quick Facts: Is in his second. season as Ohio State's quarterbacks coach ... helped mentor C.J. Stroud at Ohio State as a quality control coach (2020-21) ... Help Julian Sayin to the third-highest comp. pct. in FBS history in 2025.

ARTHUR SMITH
OFFENSIVE COORDINATOR

Quick Facts: In his first season as Ohio State's offensive coordinator ... Most recently the offensive coordinator of the Pittsburgh Steelers ... Falcons head coach from 2021-23 ... 17 years coaching in the NFL.

JAMES LAURINAITIS
LINEBACKERS

Quick Facts: In his third season as a full-time coach on Ohio State's staff after serving as a GA with LBs in 2023; three-time Ohio State All-American ... Arvell Reese and Sonny Styles, both top-10 picks in 2026 ... 8-year NFL career.

TYLER BOWEN
RUN GAME COORD. / OFFENSIVE LINE

Quick Facts: Hired in February of 2025 foll-lowing a two-year stint as offensive coordinator at Virginia Tech ... has seven years of Power 4 experience plus a stop in the NFL.

TIM WALTON
SECONDARY / CORNERBACKS / CO-DC

Quick Facts: Fifth year; four-year letterwinner and member of Ohio State's 1993 Big Ten title team ... spent previous 11 years in the NFL, most recently with the Jacksonville Jaguars.

ROBBY DISCHER
SPECIAL TEAMS COORDINATOR

Quick Facts: First season at Ohio State ... 13th season as a special teams coach including most recently at Illinois (2023-25) ... Units ranked top 30 in ST efficiency in each of last two seasons.

2026 OHIO STATE **NUMERICAL ROSTER**

No.	Name	Pos.	Ht.	Wgt.	Yr.	Hometown / High School / Last School
0	Brandon Inniss***	WR	6-0	197	Sr.	Hollywood, Fla. / American Heritage
1	Earl Little Jr.	SAF	6-0	203	5th	Ft. Lauderdale, Fla. / American Heritage / Alabama / Florida St.
2	Kenyatta Jackson Jr.***	DE	6-6	263	5th	Miami Gardens, Fla. / Chaminade-Madonna Prep
2	Legend Bey	RB	5-10	195	Fr.	Forney, Texas / North Forney
3	Devin McCuin	WR	6-0	195	Sr.	Jacksonville, Texas / Jacksonville / UT San Antonio
3	James Smith	DT	6-3	306	Sr.	Montgomery, Ala. / Carver / Alabama
4	Jeremiah Smith**	WR	6-4	222	Jr.	Miami Gardens, Fla. / Chaminade-Madonna Prep
4	Qua Russaw	DE	6-2	244	Sr.	Montgomery, Ala. / Carver / Alabama
5	Kyle Parker	WR	5-10	198	Sr.	Allen, Texas / Lovejoy / LSU
5	Riley Pettijohn*	LB	6-2	235	So.	McKinney, Texas / McKinney
6	Jerquaden Guilford	WR	6-3	195	Fr.	Fort Wayne, Ind. / Northrop
6	Devin Sanchez*	CB	6-2	199	So.	Houston, Texas / North Shore
7	Phillip Bell	WR	6-1	195	So.	Mission Viejo, Calif. / Mission Viejo
7	Jermaine Mathews Jr.***	CB	5-11	195	Sr.	Cincinnati, Ohio / Winton Woods
8	De'Zie Jones	WR	5-10	191	So.	Wayne, N.J. / DePaul Catholic
8	Jaylen McClain**	SAF	6-0	203	Jr.	Rahway, N.J. / Seton Hall Prep
9	Zion Grady*	DE	6-4	262	So.	Enterprise, Ala. / Enterprise
9	Tavien St. Clair	QB	6-4	235	So.	Bellefontaine, Ohio / Bellefontaine
10	Julian Sayin*	QB	6-1	214	Jr.	Carlsbad, Calif. / Carlsbad / Alabama
10	Leroy Roker III*	SAF	6-0	202	Jr.	Fort Myers, Fla. / Bishop Verot
11	Terry Moore	SAF	6-0	200	5th	Washington, N.C. / Washington / Duke
11	Brock Boyd	WR	6-1	196	Fr.	Southlake, Texas / Southlake Carroll
12	Beau Atkinson*	DE	6-6	260	5th	Raleigh, N.C. / UNC and Leesville Road
13	Luke Fahey	QB	5-11	206	Fr.	Mission Viejo, Calif. / Mission Viejo
13	Miles Lockhart	CB	5-9	196	Jr.	Chandler, Ariz. / Basha
14	Christian Alliegro	LB	6-4	245	Sr.	Darien, Conn. / Avon Old Farms / Wisconsin
15	Chris Henry Jr.	WR	6-5	211	Fr.	Charlotte, N.C. / Mater Dei (CA)
15	Jordan Thomas	CB	6-1	198	Fr.	West Orange, N.J. / Bergen Catholic
16	Justyn Martin	QB	6-4	228	Sr.	Inglewood, Calif. / Inglewood / UCLA / Maryland
16	Blaine Bradford	SAF	6-1	212	Fr.	Baton Rouge, La. / Baton Rouge Catholic
17	TJ Alford*	LB	6-1	237	So.	Port Saint Lucie, Fla. / Vero Beach
18	Kolton Stover	QB	6-4	213	So.	Centerburg, Ohio / Highland
18	Cam Calhoun	CB	6-0	187	Sr.	Cincinnati, Ohio / Winton Woods / Michigan / Utah / Alabama
19	Brady Geibel	QB	6-5	222	So.	Sugarcreek, Ohio / Garaway / Furman
19	Jordyn Woods	CB	6-4	200	So.	Cartersville, Ga. / Cartersville
20	Cincere Johnson	LB	6-3	237	Fr.	Cleveland, Ohio / Glenville
21	Anthony "Turbo" Rogers	RB	5-8	203	So.	Montgomery, Ala. / Carver
21	Brenten "Inky" Jones*	SAF	6-2	216	5th	Steubenville, Ohio / Steubenville
23	Nolan Baudo	WR	5-10	185	Sr.	Chicago, Ill. / Marist
23	Garrett Stover*	LB	6-1	228	Jr.	Sunbury, Ohio / Big Walnut
24	Dominick Kelly	CB	6-2	193	So.	St. Petersburg, Fla. / IMG Academy / Georgia
24	Ja'Kobi Jackson	RB	6-0	219	5th	Pensacola, Fla. / Pensacola Catholic / Florida
25	Bo Jackson*	RB	6-0	218	So.	Cleveland, Ohio / Villa Angela-St. Joseph
25	Jay Timmons	CB	5-11	191	Fr.	Gibsonia, Pa. / Pine-Richland
26	Payton Pierce**	LB	6-1	232	Jr.	Lucas, Texas / Lovejoy
28	Stanley Jackson Jr.	RB	5-11	210	Jr.	Westerville, Ohio / Westerville North
28	Simeon Caldwell	SAF	6-2	210	Fr.	Jacksonville, Fla. / The Bolles School
29	DeShawn Stewart	SAF	6-0	199	So.	Wayne, N.J. / DePaul Catholic
29	Favour Akih	RB	5-11	197	Fr.	Delaware, Ohio / Rutherford B. Hayes
30	Amari Valerio-Hudson	WR	5-9	175	Fr.	Dublin, Ohio / Coffman
30	Khmari Bing	SAF	6-0	201	Fr.	Baltimore, Md. / St. Frances Academy
32	Isaiah West*	RB	5-10	222	So.	Philadelphia, Pa ./ St. Joseph's Prep
32	Kaden Gebhardt	SAF	6-1	210	Fr.	Lewis Center, Ohio / Olentangy
33	Eli Lee	LB	6-3	237	So.	Akron, Ohio / Archbishop Hoban
33	Ryan Seimetz	WR	5-11	196	Fr.	Jackson, Ohio / Jackson
34	Brennen Schramm	WR	6-0	194	Sr.	Medina, Ohio / Medina
34	Khary Wilder	DE	6-4	257	Fr.	Gardena, Calif. / Junipero Serra
36	CJ Sanna	LB	6-2	235	Fr.	Lewis Center, Ohio / Olentangy
37	Zach Hayes	LB	6-2	226	Jr.	La Grange Park, Ill. / Nazareth Academy

Alphabetical Roster

No.	Name	Pos.
82	David Adolph	WR
29	Favour Akih	RB
17	Tarvos "TJ" Alford	LB
14	Christian Alliegro	LB
72	Deontae Armstrong	OL
12	Beau Atkinson	DE
23	Nolan Baudo	WR
61	Landon Beal	LS
7	Phillip Bell	WR
2	Legend Bey	RB
30	Khmari Bing	SAF
11	Brock Boyd	WR
16	Blaine Bradford	SAF
66	Landry Brede	OL
28	Simeon Caldwell	SAF
18	Cam Calhoun	CB
85	Bennett Christian	TE
76	Jake Cook	OL
70	Phillip Daniels	OL
50	Alec DelSignore	LB
54	Na'il Diggs Jr.	LB
49	Marcello Diomede	K
13	Luke Fahey	QB
32	Kaden Gebhardt	SAF
57	Ian Gecse	OL
19	Brady Geibel	QB
63	Julian Goines-Jackson	OL
39	Glorien Gough	DB
9	Zion Grady	DE
77	Sam Greer	OL
6	Jerquaden Guilford	WR
48	Jackson Gula	DB
96	Connor Hawkins	K
37	Zach Hayes	LB
15	Chris Henry Jr.	WR
75	Carson Hinzman	OL
96	Eddrick Houston	DT
52	Ty Howard	LB
0	Brandon Inniss	WR
25	Bo Jackson	RB
24	Ja'Kobi Jackson	RB
28	Stanley Jackson Jr.	RB
43	Brody Jenkins	LS
20	Cincere Johnson	LB
21	Brenten Jones	SAF
8	De'Zie Jones	WR
24	Dominick Kelly	CB
89	Nick Lautar	TE
88	Maxence LeBlanc	TE
33	Eli Lee	LB
87	Brody Lennon	TE
1	Earl Little Jr.	SAF
13	Miles Lockhart	CB
64	Simon Lorentz	OL
74	Carter Lowe	OL
16	Justyn Martin	QB
7	Jermaine Mathews Jr.	CB
38	Frankie McAllister	TE

No.	Name	Pos.	Ht.	Wgt.	Yr.	Hometown / High School / Last School
38	Eli Riggs	LB	6-3	230	Jr.	Cincinnati, Ohio / Indiana Hill
38	Frankie McAllister	TE	6-5	235	Fr.	Columbus, Ohio / St. Francis DeSales
39	Glorien Gough	DB	5-10	196	Jr.	Palos Verdes Estates, Calif. / Mater Dei
41	Braxton Rembert	LB	6-5	215	Fr.	Hoschton, Ga. / Mill Creek
42	Joe McGuire**	P	6-2	209	Sr.	Melbourne, Australia / Prokick Australia
43	Amar'e Miller	CB	6-0	200	Fr.	Pickerington, Ohio / Pickerington North
43	Brody Jenkins	LS	5-11	197	Fr.	Madison, Ga. / Morgan County
44	Epi Sitanilei	DE	6-4	258	So.	Ontario, Calif. / St. John Bosco
46	Ryan Rudzinski	SAF	6-4	218	Sr.	Columbus, Ohio / Bishop Watterson
48	Jackson Gula	DB	6-1	193	So.	Streetsboro, Ohio / Streetsboro
49	Gavin Thobe	SAF	6-2	196	So.	Bellbrook, Ohio / Bellbrook
49	Marcello Diomede	K	6-1	197	Sr.	Glen Ellyn, Ill. / Glenbard West / Notre Dame
50	Alec Delsignore	LB	6-1	225	Sr.	Youngstown, Ohio / Cardinal Mooney
51	Luke Montgomery***	OL	6-5	313	Sr.	Findlay, Ohio / Findlay
52	Ty Howard	LB	5-11	203	5th	Cleveland, Ohio / Villa Angela-St. Jos. / Duquesne
53	Will Smith Jr.*	DT	6-3	303	Sr.	Dublin, Ohio / Coffman
54	Na'il Diggs Jr.	LB	6-1	209	Fr.	Charlotte, N.C. / Charlotte Latin
55	John Walker	DT	6-3	302	Sr.	Kissimmee, Fla. / Osceola / UCF
55	Dalton Riggs	LS	6-2	231	5th	Eagle, Idaho / Eagle / BYU / UCF
56	Nate Riegle	DE	6-2	227	Jr.	Findlay, Ohio / Findlay / Ohio U.
57	Ian Gecse	OL	6-4	296	Sr.	Grandview Heights, Ohio / Grandview Heights
58	Gabe VanSickle*	OL	6-5	320	Jr.	Coopersville, Mich. / Coopersville
59	Ashton Yeager	DT	6-2	287	So.	Findlay, Ohio / Findlay / Bowling Green
60	Jaxon Powell	OL	6-4	307	Fr.	Portsmouth, Ohio / Northwest
61	Landon Beal	LS	6-0	210	Jr.	Grove City, Ohio / Grove City / Maine
62	Joshua Padilla**	OL	6-3	301	Sr.	Huber Heights, Ohio / Wayne
63	Julian Goines-Jackson	OL	6-1	303	5th	Zanesville, Ohio / Zanesville / Youngstown State
64	Simon Lorentz	OL	6-1	290	Jr.	Dover, Ohio / Dover
65	Tucker Smith	OL	6-5	299	Fr.	Phoenix, Ariz. / Sandra Day O'Connor
66	Landry Brede	OL	6-6	320	Fr.	Mentor, Ohio / Mentor
67	Austin Siereveld**	OL	6-5	327	Sr.	Liberty Township, Ohio / Lakota East
68	Mason Wilhelm	OL	6-3	309	Fr.	Lakewood, Ohio / St. Edward
69	Ian Moore*	OL	6-6	315	Jr.	New Palestine, Ind. / New Palestine
70	Phillip Daniels*	OL	6-5	312	Sr.	Cincinnati, Ohio / Princeton / Minnesota
72	Deontae Armstrong	OL	6-7	310	Jr.	Elyria, Ohio / St. Edward
73	Vasean Washington	OL	6-5	310	5th	Springfield, Ohio / Springfield / Dartmouth
74	Carter Lowe	OL	6-5	318	So.	Toledo, Ohio / Whitmer
75	Carson Hinzman***	OL	6-5	301	5th	Spring Valley, Wisc. / St. Croix Central
76	Jake Cook	OL	6-4	310	So.	Westerville, Ohio / Westerville North
77	Sam Greer	OL	6-7	320	Fr.	Akron, Ohio / Archbishop Hoban
78	Max Riley	OL	6-4	302	Fr.	Avon Lake, Ohio / Avon Lake
80	Jaeden Ricketts	WR	5-11	202	Fr.	Pataskala, Ohio / Watkins Memorial
82	David Adolph***	WR	6-5	210	5th	Dublin, Ohio / Jerome
83	Nate Roberts*	TE	6-5	240	So.	Washington, Okla. / Washington
84	Hunter Welcing	TE	6-3	248	5th	Deer Park, Ill. / Lake Zurich / Northwestern
85	Bennett Christian**	TE	6-6	255	5th	Acworth, Ga. / Altoona
86	Mason Williams	TE	6-4	246	Sr.	Mogadore, Ohio / Mogadore / Ohio U.
87	Brody Lennon	TE	6-4	243	So.	Cleveland, Ohio / Gilmour Academy
88	Maxence LeBlanc	TE	6-4	246	Jr.	Saint-Bruno, Quebec / Baylor (Tenn.) School
89	Nick Lautar	TE	6-6	242	Fr.	Lebanon, Ohio / Lebanon
90	Damari Simeon	DT	6-2	292	Fr.	Richland, N.J. / St. Augustine Prep
91	Darryus McKinley	DT	6-3	272	Fr.	Lafayette, La. / Acadiana
92	Cooper Peterson	K	6-0	214	Fr.	Charlotte, N.C. / Corvian Community
93	Brady Young	P	6-3	220	5th	Perrysburg, Ohio / Perrysburg / Cincinnati / Houston Christian
94	Jason Moore	DT	6-6	316	Sr.	Ft. Washington, Md. / DeMatha Catholic
95	Emanuel Ruffin	DT	6-3	297	Fr.	Bessemer, Ala. / Bessemer City
96	Connor Hawkins	K	6-1	200	Jr.	Liberty Hill, Texas / Liberty Hill / Baylor
96	Eddrick Houston**	DT	6-3	304	Jr.	Atlanta, Ga. / Buford
97	Dre Quinn	DE	6-4	245	Fr.	Buford, Ga. / Buford
98	Jamir Perez	DT	6-3	349	Fr.	Cleveland, Ohio / Glenville

No.	Name	Pos.
8	Jaylen McClain	SAF
3	Devin McCuin	WR
42	Joe McGuire	P
91	Darryus McKinley	DT
43	Amar'e Miller	CB
51	Luke Montgomery	OL
69	Ian Moore	OL
94	Jason Moore	DT
11	Terry Moore	SAF
62	Joshua Padilla	OL
5	Kyle Parker	WR
98	Jamir Perez	DT
92	Cooper Peterson	K
5	Riley Pettijohn	LB
26	Payton Pierce	LB
60	Jaxon Powell	OL
97	Dre Quinn	DE
41	Braxton Rembert	LB
80	Jaeden Ricketts	WR
56	Nate Riegle	DE
33	Eli Riggs	LB
55	Dalton Riggs	LS
83	Nate Roberts	TE
21	Turbo Rogers	RB
10	Leroy Roker III	SAF
46	Ryan Rudzinski	SAF
95	Emanuel Ruffin	DT
4	Qua Russaw	DE
6	Devin Sanchez	CB
36	CJ Sanna	LB
10	Julian Sayin	QB
34	Brennen Schramm	WR
33	Ryan Seimetz	WR
67	Austin Siereveld	OL
90	Damari Simeon	DT
44	Epi Sitanilei	DE
3	James Smith	DT
4	Jeremiah Smith	WR
65	Tucker Smith	OL
53	Will Smith Jr.	DT
9	Tavien St. Clair	QB
29	Deshawn Stewart	SAF
23	Garrett Stover	LB
18	Kolton Stover	QB
15	Jordan Thomas	CB
49	Gavin Thobe	SAF
25	Jay Timmons	CB
30	Amari Valerio-Hudson	WR
58	Gabe VanSickle	OL
55	John Walker	DT
73	Vasean Washington	OL
84	Hunter Welcing	TE
32	Isaiah West	RB
34	Khary Wilder	DE
68	Mason Wilhelm	OL
86	Mason Williams	TE
19	Jordyn Woods	CB
59	Ashton Yeager	DT
93	Brady Young	P

2026 OHIO STATE **ROSTER BREAKDOWN/PRONUNCIATIONS**

QUARTERBACKS

9	Tavien St. Clair	QB	6-4	235	So.	Bellefontaine, Ohio / Bellefontaine
10	Julian Sayin	QB	6-1	214	Jr.	Carlsbad, Calif. / Carlsbad / Alabama
13	Luke Fahey	QB	5-11	206	Fr.	Mission Viejo, Calif. / Mission Viejo
16	Justyn Martin	QB	6-4	228	Sr.	Inglewood, Calif. / Inglewood / UCLA / Maryland
18	Kolton Stover	QB	6-4	213	So.	Centerburg, Ohio / Highland
19	Brady Geibel	QB	6-5	222	So.	Sugarcreek, Ohio / Garaway / Furman

RUNNING BACKS

2	Legend Bey	RB	5-10	195	Fr.	Forney, Texas / North Forney
21	Anthony "Turbo" Rogers	RB	5-8	203	So.	Montgomery, Ala. / Carver
24	Ja'Kobi Jackson	RB	6-0	219	5th	Pensacola, Fla. / Pensacola Catholic / Florida
25	Bo Jackson*	RB	6-0	218	So.	Cleveland, Ohio / Villa Angela-St. Joseph
28	Stanley Jackson Jr.	RB	5-11	210	Jr.	Westerville, Ohio / Westerville North
29	Favour Akih	RB	5-11	197	Fr.	Delaware, Ohio / Rutherford B. Hayes
32	Isaiah West*	RB	5-10	222	So.	Philadelphia, Pa ./ St. Joseph's Prep

TIGHT ENDS

38	Frankie McAllister	TE	6-5	235	Fr.	Columbus, Ohio / St. Francis DeSales
83	Nate Roberts	TE	6-5	240	So.	Washington, Okla. / Washington
84	Hunter Welcing	TE	6-3	248	5th	Deer Park, Ill. / Lake Zurich / Northwestern
85	Bennett Christian	TE	6-6	255	5th	Acworth, Ga. / Altoona
86	Mason Williams	TE	6-4	246	Sr.	Mogadore, Ohio / Mogadore / Ohio U.
87	Brody Lennon	TE	6-4	243	So	Cleveland, Ohio / Gilmour Academy
88	Maxence LeBlanc	TE	6-4	246	Jr.	Saint-Bruno, Quebec / Baylor (Tenn.) School
89	Nick Lautar	TE	6-6	242	Fr.	Lebanon, Ohio / Lebanon

WIDE RECEIVERS

0	Brandon Inniss	WR	6-0	197	Sr.	Hollywood, Fla. / American Heritage
3	Devin McCuin	WR	6-0	195	Sr.	Jacksonville, Texas / Jacksonville / UT San Antonio
4	Jeremiah Smith	WR	6-4	222	Jr.	Miami Gardens, Fla. / Chaminade-Madonna Prep
5	Kyle Parker	WR	5-10	198	Sr.	Allen, Texas / Lovejoy / LSU
6	Jerquaden Guilford	WR	6-3	195	Fr.	Fort Wayne, Ind. / Northrop
7	Phillip Bell	WR	6-1	195	So.	Mission Viejo, Calif. / Mission Viejo
8	De'Zie Jones	WR	5-10	191	So.	Wayne, N.J. / DePaul Catholic
11	Brock Boyd	WR	6-1	196	Fr.	Southlake, Texas / Southlake Carroll
15	Chris Henry Jr.	WR	6-5	211	Fr.	Charlotte, N.C. / Mater Dei
23	Nolan Baudo	WR	5-10	185	Sr.	Chicago, Ill. / Marist
30	Amari Valerio-Hudson	WR	5-9	175	Fr.	Dublin, Ohio / Coffman
33	Ryan Seimetz	WR	5-11	196	Fr.	Jackson, Ohio / Jackson
34	Brennen Schramm	WR	6-0	194	Sr.	Medina, Ohio / Medina
80	Jaeden Ricketts	WR	5-11	202	Fr.	Pataskala, Ohio / Watkins Memorial
82	David Adolph	WR	6-5	210	5th	Dublin, Ohio / Jerome

OFFENSIVE LINE

51	Luke Montgomery	OL	6-5	313	Sr.	Findlay, Ohio / Findlay
57	Ian Gecse	OL	6-4	296	Sr.	Grandview Heights, Ohio / Grandview Heights
58	Gabe VanSickle	OL	6-5	320	Jr.	Coopersville, Mich. / Coopersville
60	Jaxon Powell	OL	6-4	307	Fr.	Portsmouth, Ohio / Northwest
62	Joshua Padilla	OL	6-3	301	Sr.	Huber Heights, Ohio / Wayne
63	Julian Goines-Jackson	OL	6-1	303	5th	Zanesville, Ohio / Zanesville / Youngstown State
64	Simon Lorentz	OL	6-1	290	Jr.	Dover, Ohio / Dover
65	Tucker Smith	OL	6-5	299	Fr.	Phoenix, Ariz. / Sandra Day O'Connor

SEVENTH-YEAR PLAYERS

Ja'Kobi Jackson*	RB
Hunter Welcing*	TE

**Transfer*

SIXTH-YEAR PLAYERS

Brady Young*	P

**Transfer*

FIFTH-YEAR PLAYERS

Justyn Martin*	QB
Bennett Christian	TE
David Adolph	WR
Julian Goines-Jackson*	OL
Vasean Washington*	OL
Carson Hinzman	OL
Kenyatta Jackson Jr.	DE
Beau Atkinson*	DE
Ty Howard*	LB
Earl Little Jr.*	SAF
Terry Moore*	SAF
Brenten "Inky" Jones	SAF
Dalton Riggs*	LS

**Transfer*

FOURTH-YEAR PLAYERS

Mason Williams*	TE
Brandon Inniss	WR
Devin McCuin*	WR
Kyle Parker*	WR
Nolan Baudo	WR
Brennen Schramm	WR
Luke Montgomery	OL
Ian Gecse	OL
Joshua Padilla	OL
Austin Siereveld	OL
Phillip Daniels*	OL
James Smith*	DT
Qua Russaw*	DE
Will Smith Jr.	DT
John Walker*	DT
Jason Moore	DT
Christian Alliegro*	LB
Alec Delsignore	LB
Jermaine Mathews Jr.	CB
Cam Calhoun	CB
Ryan Rudzinski	SAF
Joe McGuire	P
Marcello Diomede	K

**Transfer*

OFFENSIVE LINE

66	Landry Brede	OL	6-6	320	Fr.	Mentor, Ohio / Mentor
67	Austin Siereveld**	OL	6-5	327	Sr.	Liberty Township, Ohio / Lakota East
68	Mason Wilhelm	OL	6-3	309	Fr.	Lakewood, Ohio / St. Edward
69	Ian Moore*	OL	6-6	315	Jr.	New Palestine, Ind. / New Palestine
70	Phillip Daniels*	OL	6-5	312	Sr.	Cincinnati, Ohio / Princeton / Minnesota
72	Deontae Armstrong	OL	6-7	310	Jr.	Elyria, Ohio / St. Edward
73	Vasean Washington	OL	6-5	310	5th	Springfield, Ohio / Springfield / Dartmouth
74	Carter Lowe	OL	6-5	318	So.	Toledo, Ohio / Whitmer
75	Carson Hinzman***	OL	6-5	301	5th	Spring Valley, Wisc. / St. Croix Central
76	Jake Cook	OL	6-4	310	So.	Westerville, Ohio / Westerville North
77	Sam Greer	OL	6-7	320	Fr.	Akron, Ohio / Archbishop Hoban
78	Max Riley	OL	6-4	302	Fr.	Avon Lake, Ohio / Avon Lake

DEFENSIVE LINE

2	Kenyatta Jackson Jr.	DE	6-6	263	5th	Miami Gardens, Fla. / Chaminade-Madonna Prep
3	James Smith	DT	6-3	306	Sr.	Montgomery, Ala. / Carver / Alabama
4	Qua Russaw	DE	6-2	244	Sr.	Montgomery, Ala. / Carver / Alabama
9	Zion Grady	DE	6-4	262	So.	Enterprise, Ala. / Enterprise
12	Beau Atkinson	DE	6-6	260	5th	Raleigh, N.C. / UNC and Leesville Road
34	Khary Wilder	DE	6-4	257	Fr.	Gardena, Calif. / Junipero Serra
44	Epi Sitanilei	DE	6-4	258	So.	Ontario, Calif. / St. John Bosco
53	Will Smith Jr.	DT	6-3	303	Sr.	Dublin, Ohio / Coffman
55	John Walker	DT	6-3	302	Sr.	Kissimmee, Fla. / Osceola / UCF
56	Nate Riegle	DE	6-2	227	Jr.	Findlay, Ohio / Findlay / Ohio U.
59	Ashton Yeager	DT	6-2	287	So.	Findlay, Ohio / Findlay / Bowling Green
90	Damari Simeon	DT	6-2	292	Fr.	Richland, N.J. / St. Augustine Prep
91	Darryus McKinley	DT	6-3	272	Fr.	Lafayette, La. / Acadiana
94	Jason Moore	DT	6-6	316	Sr.	Ft. Washington, Md. / DeMatha Catholic
95	Emanuel Ruffin	DT	6-3	297	Fr.	Bessemer, Ala. / Bessemer City
96	Eddrick Houston**	DT	6-3	304	Jr.	Atlanta, Ga. / Buford
97	Dre Quinn	DE	6-4	245	Fr.	Buford, Ga. / Buford
98	Jamir Perez	DT	6-3	349	Fr.	Cleveland, Ohio / Glenville

LINEBACKERS

5	Riley Pettijohn	LB	6-2	235	So.	McKinney, Texas / McKinney
14	Christian Alliegro	LB	6-4	245	Sr.	Darien, Conn. / Avon Old Farms / Wisconsin
17	TJ Alford	LB	6-1	237	So.	Port Saint Lucie, Fla. / Vero Beach
20	Cincere Johnson	LB	6-3	237	Fr.	Cleveland, Ohio / Glenville
23	Garrett Stover	LB	6-1	228	Jr.	Sunbury, Ohio / Big Walnut
26	Payton Pierce	LB	6-1	232	Jr.	Lucas, Texas / Lovejoy
33	Eli Lee	LB	6-3	237	So.	Akron, Ohio / Archbishop Hoban
36	CJ Sanna	LB	6-2	235	Fr.	Lewis Center, Ohio / Olentangy
37	Zach Hayes	LB	6-2	226	Jr.	La Grange Park, Ill. / Nazareth Academy
38	Eli Riggs	LB	6-3	230	Jr.	Cincinnati, Ohio / Indiana Hill
41	Braxton Rembert	LB	6-5	215	Fr.	Hoschton, Ga. / Mill Creek
50	Alec Delsignore	LB	6-1	225	Sr.	Youngstown, Ohio / Cardinal Mooney
52	Ty Howard	LB	5-11	203	5th	Cleveland, Ohio / Villa Angela-St. Jos. / Duquesne
54	Na'il Diggs Jr.	LB	6-1	209	Fr.	Charlotte, N.C. / Charlotte Latin

CORNERBACKS

6	Devin Sanchez	CB	6-2	199	So.	Houston, Texas / North Shore
7	Jermaine Mathews Jr.	CB	5-11	195	Sr.	Cincinnati, Ohio / Winton Woods

ROSTER BY STATE

Ohio	52
Florida	10
California	8
Texas	8
Georgia	6
Alabama	5
New Jersey	5
Illinois	4
North Carolina	4
Arizona	2
Indiana	2
Louisiana	2
Maryland	2
Pennsylvania	2
Connecticut	1
Idaho	1
Michigan	1
Oklahoma	1
Wisconsin	1
Australia	1
Canada	1

ROAD WINS SINCE 2019

No.	Team	Record
1.	Louisiana	29-15
T2.	**Ohio State**	**28-4**
T2.	SMU	28-18
T2.	Boise State	28-15
T5.	Alabama	27-8
T5.	Oregon	27-8
7.	Georgia	26-3
T8.	BYU	25-15
T8.	Clemson	25-10
10.	Notre Dame	24-7

RANKED WINS SINCE 2019

No.	Team	Record
1.	Georgia	33-10 (.767)
2.	Alabama	30-11 (.732)
3.	**Ohio State**	**25-12 (.676)**
4.	Notre Dame	21-13 (.617)
5.	Texas	21-18 (.538)
6.	Oregon	20-13 (.606)
7.	Oklahoma	19-11 (.655)
8.	Michigan	17-17 (.500)
9.	LSU	16-20 (.444)
T10.	Washington	14-9 (.636)
T10.	Clemson	14-12 (.538)
T10.	Ole Miss	14-16 (.467)
T10.	Oklahoma St.	14-15 (.483)

13	Miles Lockhart	CB	5-9	196	Jr.	Chandler, Ariz. / Basha
15	Jordan Thomas	CB	6-1	198	Fr.	West Orange, N.J. / Bergen Catholic
18	Cam Calhoun	CB	6-0	187	Sr.	Cincinnati, Ohio / Winton Woods / Michigan / Utah / Alabama
19	Jordyn Woods	CB	6-4	200	So.	Cartersville, Ga. / Cartersville
24	Dominick Kelly	CB	6-2	193	So.	St. Petersburg, Fla. / IMG Academy / Georgia
25	Jay Timmons	CB	5-11	191	Fr.	Gibsonia, Pa. / Pine-Richland
39	Glorien Gough	DB	5-10	196	Jr.	Palos Verdes Estates, Calif. / Mater Dei
43	Amar'e Miller	CB	6-0	200	Fr.	Pickerington, Ohio / Pickerington North
48	Jackson Gula	DB	6-1	193	R-Fr.	Streetsboro, Ohio / Streetsboro

SAFETY

1	Earl Little Jr.	SAF	6-0	203	5th	Ft. Lauderdale, Fla. / American Heritage / Alabama / Florida St.
8	Jaylen McClain	SAF	6-0	203	Jr.	Rahway, N.J. / Seton Hall Prep
10	Leroy Roker III	SAF	6-0	202	Jr.	Fort Myers, Fla. / Bishop Verot
11	Terry Moore	SAF	6-0	200	5th	Washington, N.C. / Washington / Duke
16	Blaine Bradford	SAF	6-1	212	Fr.	Baton Rouge, La. / Baton Rouge Catholic
21	Brenten "Inky" Jones	SAF	6-2	216	5th	Steubenville, Ohio / Steubenville
28	Simeon Caldwell	SAF	6-2	210	Fr.	Jacksonville, Fla. / The Bolles School
29	DeShawn Stewart	SAF	6-0	199	So.	Wayne, N.J. / DePaul Catholic
30	Khmari Bing	SAF	6-0	201	Fr.	Baltimore, Md. / St. Frances Academy
32	Kaden Gebhardt	SAF	6-1	210	Fr.	Lewis Center, Ohio / Olentangy
39	Glorien Gough	DB	5-10	196	Jr.	Palos Verdes Estates, Calif. / Mater Dei
46	Ryan Rudzinski	SAF	6-4	218	Sr.	Columbus, Ohio / Bishop Watterson
48	Jackson Gula	DB	6-1	193	So.	Streetsboro, Ohio / Streetsboro
49	Gavin Thobe	SAF	6-2	196	So.	Bellbrook, Ohio / Bellbrook

SPECIALISTS

42	Joe McGuire**	P	6-2	209	Sr.	Melbourne, Australia / Prokick Australia
43	Brody Jenkins	LS	5-11	197	Fr.	Madison, Ga. / Morgan County
49	Marcello Diomede	K	6-1	197	Sr.	Glen Ellyn, Ill. / Glenbard West / Notre Dame
55	Dalton Riggs	LS	6-2	231	5th	Eagle, Idaho / Eagle / BYU / UCF
61	Landon Beal	LS	6-0	210	Jr.	Grove City, Ohio / Grove City / Maine
92	Cooper Peterson	K	6-0	214	Fr.	Charlotte, N.C. / Corvian Community
93	Brady Young	P	6-3	220	5th	Perrysburg, Ohio / Perrysburg / Cincinnati / Houston Christian
96	Connor Hawkins	K	6-1	200	Jr.	Liberty Hill, Texas / Liberty Hill / Baylor

2026 PRONUNCIATION GUIDE

Christian Alliegro	**Uh-leh-grow**
Favour Akih	**Uh-key**
Nolan Baudo	**Bow(like ow, how, or cow)-dough**
Khamari Bing	**Ka-mar-ee**
Landry Brede	**Breed-e**
Simeon Caldwell	**Sim-ee-en**
Marcello Diomede	**Mar-chello De-oh-meh-de**
Ian Gecse	**Gettcha**
Brady Geibel	**GUY-bull**
Glorien Gough	**GLOR-ee-en Goff**
Zion Grady	**ZYE-on**
Jackson Gula	**Goo-luh**
Jerquaden Guillford	**jer-KWAY-den**
Brandon Inniss	**IN-iss**
De'Zie Jones	**Dez-eye**
Nick Lautar	**Law-ter**
Maxence LeBlanc	**luh-BLAHN**
Jamir Perez	**Juh-meer**
Nate Riegel	**ree-gl**
Leroy Roker	**ROH-kur**
Qua Russaw	**Kway Roo-saw**
Brennen Schramm	**Sh-ram**
Ryan Seimetz	**Sigh-mets**
Austin Siereveld	**SIR-uh-veld**
Epi Sitanilei	**sit-TAWN-ee-lay**
Tavien St. Clair	**TAY-vee-in**
Gavin Thobe	**Toe-bee**
Hunter Welcing	**Well-sing**

MOST WINS SINCE 2019

No.	Team	Record
1.	Georgia	89
2.	Alabama	84
3.	Ohio State	82
4.	Notre Dame	79
5.	Oregon	77
6.	Clemson	74
7.	Michigan	71
T8.	BYU	67
T8.	Texas	67
T10.	Four tied	66

SCORING OFF. SINCE 2019

No.	Team	Pts. Scored/Gm.
1.	**Ohio State**	**39.7**
2.	Alabama	39.3
3.	SMU	37.6
4.	Oregon	36.9
5.	Notre Dame	36.6

SCORING DEF. SINCE 2019

No.	Team	Pts. Allowed/Gm.
T1.	Georgia	15.5
T1.	Iowa	15.6
3.	**Ohio State**	**15.8**
4.	Penn State	17.8
5.	Notre Dame	17.9

TOUCHDOWNS SINCE 2019

No.	Team	TDs Scored
1.	Alabama	506
2.	**Ohio State**	**493**
3.	Oregon	461
4.	Notre Dame	457
5.	Georgia	451

PASSING TD SINCE 2019

No.	Team	Passing TDs
1.	**Ohio State**	**267**
2.	Alabama	256
3.	LSU	239
4.	SMU	234
5.	Western Kentucky	232

INDIVIDUAL CAREER & GAME-BY-GAME

STATISTICS

17 • TARVOS "TJ" ALFORD

LB • So. • 6-1 • 233
Port St. Lucie, Fla. (Vero Beach)
Follow on Social Media
Instagram: @behumble_.tj

ALFORD'S CAREER DEFENSIVE STATISTICS

Year	G/S	UT	AT	Tot	TFL-Yd	Sk-Yd	FF	FR	INT	PD
2025	11/0	0	6	6	1.0.0-0	0.0-0	0	0	0	0
2026	4/3	5	5	10	0.5-1	0.0-0	0	0	1	2
Tot.	**15/3**	**5**	**11**	**16**	**1.5 -1**	**0.0-0**	**0**	**0**	**1**	**2**

ALFORD'S CAREER GAME-BY-GAME STATISTICS

2025	UT	AT	Tot	TFL-Y	Sk-Y	FF	FR	INT	PD
Texas	0	0	0	0.0-0	0.0-0	0	0	0	0
Grambling St.	0	2	2	1.0-0	0.0-0	0	0	0	0
Ohio	0	1	1	0.0-0	0.0-0	0	0	0	0
Washington	0	0	0	0.0-0	0.0-0	0	0	0	0
Minnesota	0	0	0	0.0-0	0.0-0	0	0	0	0
Illinois	0	0	0	0.0-0	0.0-0	0	0	0	0
Wisconsin	0	2	2	0.0-0	0.0-0	0	0	0	0
Penn St.	0	0	0	0.0-0	0.0-0	0	0	0	0
Purdue	0	0	0	0.0-0	0.0-0	0	0	0	0
UCLA	0	1	1	0.0-0	0.0-0	0	0	0	0
Rutgers	0	0	0	0.0-0	0.0-0	0	0	0	0
Michigan	0	0	0	0.0-0	0.0-0	0	0	0	0
Indiana	0	0	0	0.0-0	0.0-0	0	0	0	0
Miami (Fla.)	0	0	0	0.0-0	0.0-0	0	0	0	0
2026	**UT**	**AT**	**Tot**	**TFL-Y**	**Sk-Y**	**FF**	**FR**	**INT**	**PD**
Ball St.	2	3	5	0.0-0	0.0-0	0	0	1	0
Texas	2	0	2	0.0-0	0.0-0	0	0	0	0
Kent St.	0	0	0	0.0-0	0.0-0	0	0	0	1
Illinois	1	2	3	0.0-0	0.0-0	0	0	0	1

14 • CHRISTIAN ALLIEGRO

LB • Sr. • 6-4 • 241
Darien, Conn. (Wisconsin / Avon Old Farms)
Follow on Social Media
Instagram: @christianalliegro24

ALLIEGRO'S CAREER DEFENSIVE STATISTICS

Year	G/S	UT	AT	Tot	TFL-Yd	Sk-Yd	FF	FR	INT	PD
2023*	13/0	3	2	5	1.0-6	1.0-6	0	0	0	1
2024*	12/3	44	22	66	5.0-35	3.0-31	0	0	0	1
2025*	10/8	34	19	53	8.0-38	4.0-31	0	0	0	1
2026	4/4	6	11	17	1.0-1	0.0-0	0	0	0	2
Tot.	**39/15**	**84**	**52**	**141**	**15.0-80**	**8.0-68**	**0**	**0**	**0**	**5**

ALLIEGRO'S CAREER GAME-BY-GAME STATISTICS

2023*	UT	AT	Tot	TFL-Y	Sk-Y	FF	FR	INT	PD
Buffalo	0	0	0	0.0-0	0.0-0	0	0	0	0
Washington St.	0	0	0	0.0-0	0.0-0	0	0	0	0
Ga. Southern	0	0	0	0.0-0	0.0-0	0	0	0	0
Purdue	0	0	0	0.0-0	0.0-0	0	0	0	0
Rutgers	0	0	0	0.0-0	0.0-0	0	0	0	0
Iowa	1	0	1	0.0-0	0.0-0	0	0	0	0
Illinois	0	0	0	0.0-0	0.0-0	0	0	0	1
Ohio St.	0	0	0	0.0-0	0.0-0	0	0	0	0
Indiana	0	1	1	0.0-0	0.0-0	0	0	0	0
Northwestern	1	0	1	1.0-6	1.0-6	0	0	0	0
Nebraska	1	0	1	0.0-0	0.0-0	0	0	0	0
Minnesota	0	0	0	0.0-0	0.0-0	0	0	0	0
LSU	0	1	1	0.0-0	0.0-0	0	0	0	0
2024*	**UT**	**AT**	**Tot**	**TFL-Y**	**Sk-Y**	**FF**	**FR**	**INT**	**PD**
Western Mich.	2	1	3	0.0-0	0.0-0	0	0	0	0
South Dakota	1	1	2	1.5-10	1.0-9	0	0	0	0
Alabama	1	1	2	1.0-8	1.0-8	0	0	0	0
USC	4	0	4	0.0-0	0.0-0	0	0	0	0
Purdue	0	0	0	0.0-0	0.0-0	0	0	0	1
Rutgers	3	1	4	0.0-0	0.0-0	0	0	0	0
Northwestern	1	3	4	0.0-0	0.0-0	0	0	0	0
Penn St.	2	0	2	0.0-0	0.0-0	0	0	0	0
Iowa	7	9	16	1.5-15	1.0-14	0	0	0	0
Oregon	8	2	10	1.0-2	0.0-0	0	0	0	0
Nebraska	9	2	11	0.0-0	0.0-0	0	0	0	0
Minneosta	6	2	8	0.0-0	0.0-0	0	0	0	0
2025*	**UT**	**AT**	**Tot**	**TFL-Y**	**Sk-Y**	**FF**	**FR**	**INT**	**PD**
Miami (OH)	3	1	4	1.0-6	1.0-6	0	0	0	0
Middle Tenn.	6	1	7	2.0-2	0.0-0	0	0	0	0
Alabama	2	2	4	1.0-14	0.0-0	0	0	0	0
Maryland	5	2	7	0.0-0	0.0-0	0	0	0	0
Michigan	4	5	9	0.0-0	0.0-0	0	0	0	0
Iowa	7	4	11	0.0-0	0.0-0	0	0	0	1
Ohio St.	4	2	6	2.0-5	0.0-0	0	0	0	0
Indiana	0	2	2	0.0-0	0.0-0	0	0	0	0
Illinois	1	0	1	1.0-7	1.0-7	0	0	0	0
Minnesota	2	0	2	1.0-4	1.0-4	0	0	0	0
2026	**UT**	**AT**	**Tot**	**TFL-Y**	**Sk-Y**	**FF**	**FR**	**INT**	**PD**
Ball St.	0	3	3	1.0-1	0.0-4	0	0	0	0
Texas	3	2	5	0.0	0.0	0	0	0	0
Kent St.	1	2	3	0.0	0.0	0	0	0	1
Illinois	2	4	6	0.0-0	0.0-0	0	0	0	1

** At Wisconsin*

12 • BEAU ATKINSON

DE • 5th • 6-6 • 258
Raleigh, N.C. (North Carolina / Leesville Road)
Follow on Social Media
Instagram: @beauatkinson3

ATKINSON'S CAREER DEFENSIVE STATISTICS

Year	G/S	UT	AT	Tot	TFL-Yd	Sk-Yd	FF	FR	INT	PD
2022*	0/0	0	0	0	0.0-0	0.0-0	0	0	0	0
2023*	13/0	11	8	19	4.5-28	3.5-28	1	0	0	0
2024*	13/1	24	11	35	12.0-67	7.5-55	0	0	0	0
2025	12/0	3	8	11	2.5-12	1.0-9	0	0	0	0
2026	4/0	2	5	7	1-4	0.5-4	0	0	0	0
Tot.	**41/1**	**40**	**32**	**72**	**20.0-111**	**12.5-96**	**1**	**0**	**0**	**0**

ATKINSON'S CAREER GAME-BY-GAME STATISTICS

2023*	UT	AT	Tot	TFL-Y	Sk-Y	FF	FR	INT	PD
South Carolina	1	1	2	1.5-8	1.5-8	1	0	0	0
Appachian St.	2	0	2	0.0-0	0.0-0	0	0	0	0

Minnesota	0	0	0	0.0-0	0.0-0	0	0	0	0
Pittsburgh	0	0	0	0.0-0	0.0-0	0	0	0	0
Syracuse	0	0	0	0.0-0	0.0-0	0	0	0	0
Miami (Fla.)	1	1	2	0.5-5	0.5-5	0	0	0	0
Virginia	2	1	3	1.0-6	1.0-6	0	0	0	0
Georgia Tech	1	1	2	0.0-0	0.0-0	0	0	0	0
Campbell	1	2	3	0.5-3	0.5-3	0	0	0	0
Duke	0	0	0	0.0-0	0.0-0	0	0	0	0
Clemson	1	0	1	0.0-0	0.0-0	0	0	0	0
N.C. State	2	2	4	1.0-6	1.0-6	0	0	0	0
West Virginia	0	0	0	0.0-0	0.0-0	0	0	0	0
2024*	**UT**	**AT**	**Tot**	**TFL-Y**	**Sk-Y**	**FF**	**FR**	**INT**	**PD**
Minnesota	0	1	1	0.0-0	0.0-0	0	0	0	0
Charlotte	0	0	0	0.0-0	0.0-0	0	0	0	0
N.C. Central	2	3	5	0.0-0	0.0-0	0	0	0	0
James Madison	3	0	3	2.0-10	1.0-6	0	0	0	0
Duke	1	1	2	1.0-3	0.0-0	0	0	0	0
Pittsburgh	1	1	2	0.0-0	0.0-0	0	0	0	0
Georgia Tech	1	0	1	0.0-0	0.0-0	0	0	0	0
Virginia	3	1	4	2.5-14	2.0-13	0	0	0	0
Florida St.	4	1	5	4.5-31	3.5-29	0	0	0	0
Wake Forest	1	0	1	0.0-0	0.0-0	0	0	0	0
Boston College	1	1	2	1.0-2	0.0-0	0	0	0	0
N.C. State	2	1	3	0.0-0	0.0-0	0	0	0	0
UConn	5	1	6	1.0-7	1.0-7	0	0	0	0
2025*	**UT**	**AT**	**Tot**	**TFL-Y**	**Sk-Y**	**FF**	**FR**	**INT**	**PD**
Texas	1	1	2	0.0-0	0.0-0	0	0	0	0
Grambling St.	0	0	0	0.0-0	0.0-0	0	0	0	0
Ohio	2	0	2	2.0-10	1.0-9	0	0	0	0
Washington	0	1	1	0.0-0	0.0-0	0	0	0	0
Minnesota	0	2	2	0.5-2	0.0-0	0	0	0	0
Illinois	0	1	1	0.0-0	0.0-0	0	0	0	0
Wisconsin	0	1	1	0.0-0	0.0-0	0	0	0	0
Penn St.	0	0	0	0.0-0	0.0-0	0	0	0	0
Purdue	0	0	0	0.0-0	0.0-0	0	0	0	0
UCLA	0	1	1	0.0-0	0.0-0	0	0	0	0
Rutgers	0	1	1	0.0-0	0.0-0	0	0	0	0
Indiana	0	0	0	0.0-0	0.0-0	0	0	0	0
Miami	0	0	0	0.0-0	0.0-0	0	0	0	0
2026	**UT**	**AT**	**Tot**	**TFL-Y**	**Sk-Y**	**FF**	**FR**	**INT**	**PD**
Ball St.	1	3	4	0.5-0	0.0-0	0	0	0	0
Texas	0	0	0	0.0-0	0.0-0	0	0	0	0
Kent St.	1	0	1	0.0-0	0.0-0	0	0	0	0
Illinois	0	2	2	0.5-4	0.5-4	0	0	0	0

** At University of North Carolina*

2 • LEGEND BEY

RB • Fr. • 5-10 • 195
Forney, Texas (North Forney)
Follow on Social Media
Twitter: @LegendBey7

BEY'S CAREER RUSHING STATISTICS

Year	GP/GS	Att	Yds	TD	Y/C	LG
2026	3/0	8	37	0	4.6	24
Tot.	**3/0**	**8**	**37**	**0**	**4.6**	**24**

BEY'S CAREER RECEIVING STATISTICS

Year	GP/GS	Rec	Yds	TD	Y/C	LG
2026	3/0	2	37	1	18.5	25
Tot.	**3/0**	**2**	**37**	**1**	**18.5**	**25**

BEY'S CAREER GAME-BY-GAME

	Rushing				Receiving			
2026	**Att**	**Yds**	**TD**	**Lg**	**Rec**	**Yds**	**TD**	**Lg**
Ball St.	7	37	0	24	2	37	1	25
Texas	1	0	0	0	0	0	0	0
Kent State	1	0	0	0	0	0	0	0

11 • BROCK BOYD

WR • Fr. • 6-1 • 184
Southlake, Texas (Southlake)
Follow on Social Media
Instagram: @brockboyd_2

BOYD'S CAREER RECEIVING STATISTICS

Year	GP/GS	Rec	Yds	TD	Y/C	LG
2026	4/0	6	110	0	18.3	39
Tot.	**4/0**	**6**	**110**	**0**	**18.3**	**39**

BOYD'S CAREER GAME-BY-GAME STATISTICS

	Rushing				Receiving			
2026	**Att**	**Yds**	**TD**	**Lg**	**Rec**	**Yds**	**TD**	**Lg**
Ball State	0	0	0	0	1	22	0	22
Texas	0	0	0	0	0	0	0	0
Kent State	0	0	0	0	4	66	0	39
Illinois	0	0	0	0	1	22	0	22

16 • BLAINE BRADFORD

SAF • Fr. • 6-1 • 209
Baton Rouge, La. (Baton Rouge Catholic)
Follow on Social Media
Instagram: @blaineb_23

BRADFORD'S CAREER DEFENSIVE STATISTICS

Year	G/S	UT	AT	Tot	TFL-Yd	Sk-Yd	FF	FR	INT	PD
2026	2/0	1	0	1	0.0-0	0.0-0	0	0	0	1
Tot.	**2/0**	**1**	**0**	**1**	**0.0-0**	**0.0-0**	**0**	**0**	**0**	**1**

BRADFORD'S CAREER GAME-BY-GAME STATISTICS

2026	UT	AT	Tot	TFL-Y	Sk-Y	FF	FR	INT	PD
Ball State	0	0	0	0.0-0	0.0-0	0	0	0	0
Kent. St.	1	0	1	0.0-0	0.0-0	0	0	0	1

18 • CAM CALHOUN

CB • Sr. • 6-0 • 176
Cincinnati, Ohio (Winton Woods / Michigan / Utah / Alabama)
Follow on Social Media
Instagram: @camcalhoun01

CALHOUN'S CAREER DEFENSIVE STATISTICS

Year	G/S	UT	AT	Tot	TFL-Yd	Sk-Yd	FF	FR	INT	PD
2023*	2/0	0	0	0	0.0-0	0.0-0	0	0	0	0
2024*	11/1	12	9	21	1.0-1	0.0-0	0	0	1	9
2025*	14/0	2	4	6	0.0-0	0.0-0	0	1	0	1
2026	4/0	1	2	3	0.0-0	0.0-0	0	1	0	1
Tot.	**31/1**	**15**	**15**	**30**	**1.0-1**	**0.0-0**	**0**	**1**	**1**	**11**

CALHOUN'S CAREER GAME-BY-GAME STATISTICS

2023*	UT	AT	Tot	TFL-Y	Sk-Y	FF	FR	INT	PD
UNLV	0	0	0	0.0-0	0.0-0	0	0	0	0
Bowling Green	0	0	0	0.0-0	0.0-0	0	0	0	0
2024*	**UT**	**AT**	**Tot**	**TFL-Y**	**Sk-Y**	**FF**	**FR**	**INT**	**PD**
Baylor	0	0	0	0.0-0	0.0-0	0	0	0	0
Utah St.	1	2	3	0.0-0	0.0-0	0	0	1	0
Oklahoma St.	1	0	1	0.0-0	0.0-0	0	0	0	0
Arizona	0	2	2	0.0-0	0.0-0	0	0	0	1
Arizona St.	2	0	2	0.0-0	0.0-0	0	0	0	1
TCU	1	1	2	0.0-0	0.0-0	0	0	0	1
Houston	1	1	2	0.0-0	0.0-0	0	0	0	0
BYU	2	1	3	0.0-0	0.0-0	0	0	0	1
Colorado	2	1	3	1.0-1	0.0-0	0	0	0	1
Iowa St.	1	1	2	0.0-0	0.0-0	0	0	0	3
UCF	1	0	1	0.0-0	0.0-0	0	0	0	0
2025*	**UT**	**AT**	**Tot**	**TFL-Y**	**Sk-Y**	**FF**	**FR**	**INT**	**PD**
Florida St.	0	0	0	0.0-0	0.0-0	0	1	0	0
ULM	1	1	2	0.0-0	0.0-0	0	0	0	1
Wisconsin	0	1	1	0.0-0	0.0-0	0	0	0	0
Georgia	0	0	0	0.0-0	0.0-0	0	0	0	0
Vanderbilt	0	0	0	0.0-0	0.0-0	0	0	0	0
Missouri	0	0	0	0.0-0	0.0-0	0	0	0	0
Tennessee	0	0	0	0.0-0	0.0-0	0	0	0	0
LSU	0	0	0	0.0-0	0.0-0	0	0	0	0
Oklahoma	0	0	0	0.0-0	0.0-0	0	0	0	0
Eastern Illinois	0	1	1	0.0-0	0.0-0	0	0	0	0
Auburn	0	1	1	0.0-0	0.0-0	0	0	0	0
Georgia	1	0	1	0.0-0	0.0-0	0	0	0	0
Oklahoma	0	0	0	0.0-0	0.0-0	0	0	0	0
Indiana	0	1	1	0.0-0	0.0-0	0	0	0	0
2026	**UT**	**AT**	**Tot**	**TFL-Y**	**Sk-Y**	**FF**	**FR**	**INT**	**PD**
Ball St.	1	0	1	0.0-0	0.0-0	0	0	0	0
Texas	0	0	0	0.0-0	0.0-0	0	0	0	0
Kent St.	0	0	0	0.0-0	0.0-0	0	0	0	0
Illinois	0	1	1	0.0-0	0.0-0	0	0	0	0

** At University of Michigan / University of Utah / University of Alabama*

9 • ZION GRADY

DL • So. • 6-4 • 258
Enterprise, Ala. (Enterprise)
Follow on Social Media
Twitter: @GradyZion • **Instagram:** @zgrady_

GRADY'S CAREER DEFENSIVE STATISTICS

Year	G/S	UT	AT	Tot	TFL-Yd	Sk-Yd	FF	FR	INT	PD
2025	8/0	7	6	13	2.0-12	1.0-10	0	0	0	0
2026	2/2	0	1	1	0.0-0	0.0-0	0	0	0	0
Tot.	**10/1**	**7**	**7**	**14**	**2.0-12**	**1.0-10**	**0**	**0**	**0**	**0**

GRADY'S CAREER GAME-BY-GAME STATISTICS

2025	UT	AT	Tot	TFL-Y	Sk-Y	FF	FR	INT	PD
Grambling St.	2	0	2	1.0-10	1.0-10	0	0	0	2
Ohio	0	1	1	0.0-0	0.0-0	0	0	0	0
Minnesota	1	1	2	1.0-2	0.0-0	0	0	0	0
Wisconsin	0	1	1	0.0-0	0.0-0	0	0	0	0
Purdue	1	1	2	0.0-0	0.0-0	0	0	0	0
UCLA	2	1	3	0.0-0	0.0-0	0	0	0	0
Rutgers	1	0	1	0.0-0	0.0-0	0	0	0	0
Miami (Fla.)	0	1	1	0.0-0	0.0-0	0	0	0	0
2026	**UT**	**AT**	**Tot**	**TFL-Y**	**Sk-Y**	**FF**	**FR**	**INT**	**PD**
Ball St.	0	1	1	0.0-0	0.0-0	0	0	0	0
Texas	0	0	0	0.0-0	0.0-0	0	0	0	0

15 • CHRIS HENRY JR.

WR • Fr. • 6-5 • 195
Charlotte, N.C. (Mater Dei (CA))
Follow on Social Media
Twitter: @ChrisHenryJr • **Instagram:** @chriishenryjr

HENRY JR.'S CAREER RECEIVING STATISTICS

Year	GP/GS	Rec	Yds	TD	Y/C	LG
2026	4/0	3	105	2	35	75
Tot.	**4/0**	**3**	**105**	**2**	**35**	**75**

HENRY JR.'S CAREER GAME-BY-GAME STATISTICS

	Rushing				Receiving			
2026	**Att**	**Yds**	**TD**	**Lg**	**Rec**	**Yds**	**TD**	**Lg**
Ball State	0	0	0	0	1	15	1	15
Texas	0	0	0	0	0	0	0	0
Kent St.	0	0	0	0	1	75	1	75
Illinois	0	0	0	0	1	15	0	15

96 • EDDRICK HOUSTON

DT • Jr. • 6-3 • 292
Atlanta, Ga. (Buford)
Follow on Social Media
Twitter: @houstoneddrick0 • **Instagram:** @eddrickhouston0

HOUSTON'S CAREER DEFENSIVE STATISTICS

Year	G/S	UT	AT	Tot	TFL-Yd	Sk-Yd	FF	FR	INT	PD
2024	11/0	4	3	7	0.0-0	0.0-0	0	0	0	2
2025	12/3	5	12	17	2.5-12	1.5-10	1	0	0	0
2026	3/3	2	1	3	0.0-0	0.0-0	0	0	0	0
Tot.	**27/7**	**11**	**16**	**27**	**2.5-12**	**1.5-10**	**1**	**0**	**0**	**2**

HOUSTON'S CAREER GAME-BY-GAME STATISTICS

2024	UT	AT	Tot	TFL-Y	Sk-Y	FF	FR	INT	PD
Akron	0	0	0	0.0-0	0.0-0	0	0	0	2
Western Mich.	1	0	1	0.0-0	0.0-0	0	0	0	0
Iowa	0	0	0	0.0-0	0.0-0	0	0	0	0
Nebraska	0	0	0	0.0-0	0.0-0	0	0	0	0
Penn St.	0	0	0	0.0-0	0.0-0	0	0	0	0
Purdue	1	2	3	0.0-0	0.0-0	0	0	0	0
Northwestern	0	0	0	0.0-0	0.0-0	0	0	0	0
Indiana	0	0	0	0.0-0	0.0-0	0	0	0	0
Tennessee	0	1	1	0.0-0	0.0-0	0	0	0	0
Oregon	0	0	0	0.0-0	0.0-0	0	0	0	0
Notre Dame	2	0	2	0.0-0	0.0-0	0	0	0	0
2025	**UT**	**AT**	**Tot**	**TFL-Y**	**Sk-Y**	**FF**	**FR**	**INT**	**PD**
Texas	0	3	3	0.0-0	0.0-0	0	0	0	0
Grambling St.	0	0	0	0.0-0	0.0-0	0	0	0	0
Ohio	0	1	1	0.0-0	0.0-0	0	0	0	0
Washington	0	0	0	0.0-0	0.0-0	0	0	0	0
Minnesota	0	1	1	0.0-0	0.0-0	0	0	0	0
Wisconsin	1	0	1	0.0-0	0.0-0	0	0	0	0
Penn St.	1	2	3	1.0-6	1.0-6	1	0	0	0
Purdue	0	0	0	0.0-0	0.0-0	0	0	0	0

UCLA	1	2	3	0.0-0	0.0-0	0	0	0	0
Rutgers	1	1	2	1.5-6	0.5-4	0	0	0	0
Michigan	0	1	1	0.0-0	0.0-0	0	0	0	0
Indiana	1	1	2	0.0-0	0.0-0	0	0	0	0
2026	**UT**	**AT**	**Tot**	**TFL-Y**	**Sk-Y**	**FF**	**FR**	**INT**	**PD**
Ball St.	1	0	1	0.0-0	0.0-0	0	0	0	0
Texas	1	0	1	0.0-0	0.0-0	0	0	0	0
Kent St.	0	0	0	0.0-0	0.0-0	0	0	0	0
Illinois	0	1	1	0.0-0	0.0-0	0	0	0	0

0 • BRANDON INNISS

WR • Sr. • 6-0 • 199

Hollywood, Fla. (American Heritage)

Follow on Social Media

Twitter: @Brandon1inniss • **Instagram:** @Brandon1inniss

INNISS' CAREER RECEIVING STATISTICS

Year	GP/GS	Rec	Yds	TD	Y/C	LG
2023	8/0	1	58	1	58.0	58
2024	16/0	14	176	1	12.6	27
2025	14/6	36	271	3	7.5	29
2026	4/4	8	133	1	16.6	49
Tot.	**42/9**	**59**	**638**	**6**	**10.8**	**58**

INNISS' CAREER GAME-BY-GAME STATISTICS

	Rushing				Receiving			
2023	**Att**	**Yds**	**TD**	**Lg**	**Rec**	**Yds**	**TD**	**Lg**
Western Kentucky	0	0	0	0	0	0	0	0
Maryland	0	0	0	0	0	0	0	0
Purdue	0	0	0	0	1	58	1	58
Rutgers	0	0	0	0	0	0	0	0
Michigan St.	0	0	0	0	0	0	0	0
Minnesota	0	0	0	0	0	0	0	0
Michigan	0	0	0	0	0	0	0	0
Missouri	0	0	0	0	0	0	0	0
2024	**Att**	**Yds**	**TD**	**Lg**	**Rec**	**Yds**	**TD**	**Lg**
Akron	0	0	0	0	0	0	0	0
Western Mich.	0	0	0	0	3	45	0	27
Marshall	0	0	0	0	1	4	0	4
Michigan St.	0	0	0	0	1	14	0	14
Iowa	0	0	0	0	3	29	0	21
Oregon	0	0	0	0	0	0	0	0
Nebraska	0	0	0	0	0	0	0	0
Penn St.	0	0	0	0	2	33	1	21
Purdue	0	0	0	0	1	17	0	17
Northwestern	0	0	0	0	1	9	0	9
Indiana	0	0	0	0	0	0	0	0
Michigan	0	0	0	0	0	0	0	0
Tennessee	0	0	0	0	1	6	0	6
Oregon	0	0	0	0	0	0	0	0
Texas	0	0	0	0	0	0	0	0
Notre Dame	0	0	0	0	1	19	0	19
2025	**Att**	**Yds**	**TD**	**Lg**	**Rec**	**Yds**	**TD**	**Lg**
Texas	0	0	0	0	2	8	0	5
Grambling St.	1	8	0	8	3	29	0	12
Ohio	0	0	0	0	0	0	0	0
Washington	0	0	0	0	3	34	0	12
Minnesota	0	0	0	0	1	2	0	2
Illinois	0	0	0	0	2	14	0	11
Wisconsin	0	0	0	0	3	26	1	13
Penn St.	0	0	0	0	4	41	0	29
Purdue	1	3	0	3	3	26	0	12
UCLA	0	0	0	0	6	30	0	9
Rutgers	0	0	0	0	2	10	1	7
Michigan	0	0	0	0	2	12	1	8
Indiana	0	0	0	0	1	5	0	5
Miami (Fla.)	0	0	0	0	4	34	0	11
2026	**Att**	**Yds**	**TD**	**Lg**	**Rec**	**Yds**	**TD**	**Lg**
Ball St.	0	0	0	0	3	36	0	15
Texas	0	0	0	0	1	19	0	19
Kent St.	0	0	0	0	4	78	1	49
Illinois	0	0	0	0	0	0	0	0

25 • BO JACKSON

RB • So. • 6-0 • 217

Cleveland, Ohio (Villa Angela-St. Joseph)

Follow on Social Media

Twitter: @BoJackson2025

JACKSON'S CAREER RUSHING STATISTICS

Year	GP/GS	Att	Yds	TD	Y/C	LG
2025	13/10	179	1090	6	6.1	64
2026	4/4	50	283	2	5.7	65
Tot.	**17/14**	**229**	**1373**	**8**	**6.0**	**65**

JACKSON'S CAREER GAME-BY-GAME

	Rushing				Receiving			
2025	**Att**	**Yds**	**TD**	**Lg**	**Rec**	**Yds**	**TD**	**Lg**
Grambling St.	9	108	1	51	0	0	0	0
Ohio	9	109	0	64	2	21	0	11
Washington	17	80	0	16	1	5	0	5
Minnesota	13	64	1	10	1	11	0	11
Illinois	10	47	0	17	2	20	1	17
Wisconsin	10	26	0	7	5	57	0	16
Penn St.	13	105	0	51	0	0	0	0
Purdue	14	75	0	14	1	10	0	10
UCLA	15	112	1	32	0	0	0	0
Rutgers	19	110	2	15	1	14	0	14
Michigan	22	117	0	36	4	49	0	23
Indiana	17	83	0	20	2	13	0	7
Miami (Fla.)	11	55	1	18	0	0	0	0
2026	**Att**	**Yds**	**TD**	**Lg**	**Rec**	**Yds**	**TD**	**Lg**
Ball St.	9	83	1	65	1	13	0	13
Texas	19	74	0	11	4	37	0	13
Kent St.	11	73	1	17	1	0	0	0
Illinois	11	53	0	10	3	16	0	9

2 • KENYATTA JACKSON JR.

DE • 5th • 6-6 • 265

Miami Gardens, Fla. (Chaminade-Madonna Prep)

Follow on Social Media

Twitter: @kjacksonjr_ • **Instagram:** @kenyattajacksonjr

JACKSON'S CAREER DEFENSIVE STATISTICS

Year	G/S	UT	AT	Tot	TFL-Yd	Sk-Yd	FF	FR	INT	PD
2022	3/0	2	0	2	1.0-1	0.0-0	0	0	0	0
2023	12/0	3	4	6	1.5-11	1.0-10	0	0	0	0
2024	16/0	8	8	16	3.0-12	1.5-11	0	1	0	1
2025	14/14	16	12	28	11.0-57	6.5-45	0	0	0	2

2026	4/4	5	3	8	2.5-7	2.0-14	0	0	0	0
Tot.	**49/18**	**34**	**27**	**60**	**19.0-96**	**10.0-80**	**0**	**1**	**0**	**3**

JACKSON'S CAREER GAME-BY-GAME STATISTICS

2022	UT	AT	Tot	TFL-Y	Sk-Y	FF	FR	INT	PD
Arkansas St.	1	0	1	0.0-0	0.0-0	0	0	0	0
Toledo	1	0	1	1.0-1	0.0-0	0	0	0	0
Rutgers	0	0	0	0.0-0	0.0-0	0	0	0	0
2023	**UT**	**AT**	**Tot**	**TFL-Y**	**Sk-Y**	**FF**	**FR**	**INT**	**PD**
Indiana	0	0	0	0.0-0	0.0-0	0	0	0	0
Youngstown St.	0	0	0	0.0-0	0.0-0	0	0	0	0
Western Ky.	1	0	1	0.0-0	0.0-0	0	0	0	0
Maryland	0	0	0	0.0-0	0.0-0	0	0	0	0
Purdue	0	0	0	0.0-0	0.0-0	0	0	0	0
Penn St.	1	1	2	1.0-10	1.0-10	0	0	0	0
Wisconsin	0	0	0	0.0-0	0.0-0	0	0	0	0
Rutgers	1	1	2	0.5-0	0.0-0	0	0	0	0
Michigan St.	0	0	0	0.0-0	0.0-0	0	0	0	0
Minnesota	0	1	1	0.5-1	0.0-0	0	0	0	0
Michigan	0	0	0	0.0-0	0.0-0	0	0	0	0
Missouri	0	1	1	0.0-0	0.0-0	0	0	0	0
2024	**UT**	**AT**	**Tot**	**TFL-Y**	**Sk-Y**	**FF**	**FR**	**INT**	**PD**
Akron	2	1	3	0.5-4	0.5-4	0	0	0	0
Western Mich.	0	0	0	0.0-0	0.0-0	0	0	0	0
Marshall	2	1	3	0.0-0	0.0-0	0	0	0	0
Michigan St.	0	0	0	0.0-0	0.0-0	0	0	0	0
Iowa	0	0	0	0.0-0	0.0-0	0	0	0	0
Oregon	0	0	0	0.0-0	0.0-0	0	0	0	0
Nebraska	1	1	2	0.0-0	0.0-0	0	0	0	0
Penn St.	0	2	2	0.5-2	0.5-2	0	0	0	0
Purdue	0	0	0	0.0-0	0.0-0	0	0	0	0
Northwestern	0	1	1	0.5-5	0.5-5	0	0	0	0
Indiana	0	0	0	0.0-0	0.0-0	0	0	0	0
Michigan	0	0	0	0.0-0	0.0-0	0	0	0	0
Tennessee	0	2	2	0.0-0	0.0-0	0	0	0	0
Oregon	0	1	1	0.0-0	0.0-0	0	0	0	0
Texas	0	0	0	0.0-0	0.0-0	0	0	0	0
Notre Dame	2	0	2	1.0-2	0.0-0	0	0	0	0
2025	**UT**	**AT**	**Tot**	**TFL-Y**	**Sk-Y**	**FF**	**FR**	**INT**	**PD**
Texas	0	3	3	0.0-0	0.0-0	0	0	0	0
Grambling St.	0	0	0	0.0-0	0.0-0	0	0	0	0
Ohio	1	1	2	1.0-2	0.0-0	0	0	0	0
Washington	1	0	1	1.0-4	1.0-4	0	0	0	0
Minnesota	0	0	0	0.0-0	0.0-0	0	0	0	1
Illinois	1	1	2	1.5-6	0.5-4	0	0	0	0
Wisconsin	1	0	1	1.0-5	1.0-5	0	0	0	0
Penn St.	3	1	4	2.5-23	2.0-22	0	0	0	1
Purdue	2	0	2	0.0-0	0.0-0	0	0	0	0
UCLA	2	2	4	1.0-2	0.0-0	0	0	0	0
Rutgers	1	1	2	0.0-0	0.0-0	0	0	0	0
Michigan	3	0	3	2.0-13	1.0-8	0	0	0	0
Indiana	1	2	3	1.0-2	1.0-2	0	0	0	0
Miami (Fla.)	0	1	1	0.0-0	0.0-0	0	0	0	0
2026	**UT**	**AT**	**Tot**	**TFL-Y**	**Sk-Y**	**FF**	**FR**	**INT**	**PD**
Ball State	0	3	3	0.5-1	0.0-0	0	0	0	0
Texas	3	2	5	1.0-6	1.0-6	0	0	0	0
Kent St.	0	1	1	0-0	0-0	0	0	0	0
Illinois	2	0	2	1.0-8	1.0-8	0	0	0	0

24 • JA'KOBI JACKSON

RB • 5th. • 6-0 • 219
Pensacola, FL (Pensacola Catholic / Florida)
Follow on Social Media
Twitter: @24jjack

JACKSON'S CAREER RUSHING STATISTICS

Year	GP/GS	Att	Yds	TD	Y/C	LG
2024	13/1	95	509	7	5.4	20
2025	4/0	27	98	0	3.6	27
2026	4/0	23	159	5	6.9	49
Tot.	**21/1**	**145**	**766**	**12**	**5.3**	**49**

JACKSON'S CAREER GAME-BY-GAME STATISTICS

	Rushing				Receiving			
2024	**Att**	**Yds**	**TD**	**Lg**	**Rec**	**Yds**	**TD**	**Lg**
Miami (Fla.)	2	9	0	11	0	0	0	0
Samford	2	18	0	10	0	0	0	0
Texas A&M	4	23	1	10	0	0	0	0
Mississippi St.	3	18	1	12	2	27	0	15
UCF	3	25	1	19	0	0	0	0
Tenn.	5	16	0	13	1	-1	0	0
Kentucky	9	44	0	11	0	0	0	0
Georgia	12	74	1	18	0	0	0	0
Texas	19	116	1	11	1	13	0	13
LSU	6	37	1	20	0	0	0	0
Ole Miss	8	21	0	8	0	0	0	0
FSU	10	51	1	13	0	0	0	0
Tulane	12	57	0	14	2	29	0	14
2025	**Att**	**Yds**	**TD**	**Lg**	**Rec**	**Yds**	**TD**	**Lg**
LIU	7	24	0	13	1	-1	0	0
USF	6	22	0	9	2	24	0	26
LSU	7	13	0	6	0	0	0	0
Miiami (Fla.)	7	39	0	27	1	4	0	4
2026	**Att**	**Yds**	**TD**	**Lg**	**Rec**	**Yds**	**TD**	**Lg**
Ball St.	8	83	1	49	0	0	0	0
Texas	5	20	1	8	0	0	0	0
Kent St.	8	47	2	14	0	0	0	0
Illinois	10	59	1	15	0	0	0	0

*****At University of Florida*

24 • DOMINICK KELLY

CB • So. • 6-2 • 190
St. Petersburg, Fla. (IMG Academy / Georgia)
Follow on Social Media
Twitter: @D_Lock23 • **Instagram:** @dlock.23

KELLY'S CAREER DEFENSIVE STATISTICS

Year	G/S	UT	AT	Tot	TFL-Yd	Sk-Yd	FF	FR	INT	PD
2025*	10/0	2	1	3	0.0-0	0.0-0	0	0	0	3
2026	2/0	1	0	1	1.0-4	0.0-0	0	0	0	0
Tot.	**12/0**	**3**	**1**	**4**	**1.0-4**	**0.0-0**	**0**	**0**	**0**	**3**

KELLY'S CAREER GAME-BY-GAME STATISTICS

2025*	UT	AT	Tot	TFL-Y	Sk-Y	FF	FR	INT	PD
Marshall	0	0	0	0.0-0	0.0-0	0	0	0	0
Austin Peay	0	0	0	0.0-0	0.0-0	0	0	0	0
Tennessee	0	0	0	0.0-0	0.0-0	0	0	0	0
Kentucky	0	0	0	0.0-0	0.0-0	0	0	0	2
Florida	0	1	1	0.0-0	0.0-0	0	0	0	0
Mississippi St.	0	0	0	0.0-0	0.0-0	0	0	0	0
Texas	0	0	0	0.0-0	0.0-0	0	0	0	0

Charlotte	2	0	2	0.0-0	0.0-0	0	0	0	1
Alabama	0	0	0	0.0-0	0.0-0	0	0	0	0
Ole Miss	0	0	0	0.0-0	0.0-0	0	0	0	0
2026	**UT**	**AT**	**Tot**	**TFL-Y**	**Sk-Y**	**FF**	**FR**	**INT**	**PD**
Ball St.	1	0	1	1.0-4	0.0-0	0	0	0	0
Kent State	0	0	0	0.0-0	0.0-0	0	0	0	0

** At University of Georgia*

1 • EARL LITTLE JR.

SAF • 5th • 6-0 • 198
Fort Lauderdale, Fla. (American Heritage / Florida State)
Follow on Social Media
Instagram: @earllittlejr

LITTLE JR.'S CAREER DEFENSIVE STATISTICS

Year	G/S	UT	AT	Tot	TFL-Yd	Sk-Yd	FF	FR	INT	PD
2022*	3/0	0	0	0	0.0-0	0.0-0	0	0	0	0
2023*	9/0	1	1	2	0.0-0	0.0-0	0	0	0	0
2024*	12/0	10	5	15	1.0-1	1.0-1	0	0	0	0
2025*	12/11	33	43	76	2.0-4	0.0-0	2	0	4	2
2026	4/4	10	13	23	0.0-0	0.0-0	0	0	0	1
Tot.	**40/15**	**54**	**62**	**116**	**3.0-5**	**1.0-1**	**2**	**0**	**4**	**3**

LITTLE JR.'S CAREER GAME-BY-GAME STATISTICS

2022*	**UT**	**AT**	**Tot**	**TFL-Y**	**Sk-Y**	**FF**	**FR**	**INT**	**PD**
Mississippi St.	0	0	0	0.0-0	0.0-0	0	0	0	0
Austin Peay	0	0	0	0.0-0	0.0-0	0	0	0	0
Auburn	0	0	0	0.0-0	0.0-0	0	0	0	0
2023*	**UT**	**AT**	**Tot**	**TFL-Y**	**Sk-Y**	**FF**	**FR**	**INT**	**PD**
Middle Tenn.	1	1	2	0.0-0	0.0-0	0	0	0	0
Texas	0	0	0	0.0-0	0.0-0	0	0	0	0
USF	0	0	0	0.0-0	0.0-0	0	0	0	0
Ole Miss	0	0	0	0.0-0	0.0-0	0	0	0	0
Mississippi St.	0	0	0	0.0-0	0.0-0	0	0	0	0
Texas A&M	0	0	0	0.0-0	0.0-0	0	0	0	0
Arkansas	0	0	0	0.0-0	0.0-0	0	0	0	0
Tennessee	0	0	0	0.0-0	0.0-0	0	0	0	0
LSU	0	0	0	0.0-0	0.0-0	0	0	0	0
2024*	**UT**	**AT**	**Tot**	**TFL-Y**	**Sk-Y**	**FF**	**FR**	**INT**	**PD**
Georgia Tech	1	0	1	0.0-0	0.0-0	0	0	0	0
Boston College	1	0	1	1.0-1	1.0-1	0	0	0	0
Memphis	0	1	1	0.0-0	0.0-0	0	0	0	0
California	0	0	0	0.0-0	0.0-0	0	0	0	0
SMU	0	0	0	0.0-0	0.0-0	0	0	0	0
Clemson	0	0	0	0.0-0	0.0-0	0	0	0	0
Duke	0	0	0	0.0-0	0.0-0	0	0	0	0
Miami (Fla.)	4	2	6	0.0-0	0.0-0	0	0	0	0
North Carolina	2	0	2	0.0-0	0.0-0	0	0	0	0
Notre Dame	0	1	1	0.0-0	0.0-0	0	0	0	0
Charleston So.	0	0	0	0.0-0	0.0-0	0	0	0	0
Florida	2	1	3	0.0-0	0.0-0	0	0	0	0
2025*	**UT**	**AT**	**Tot**	**TFL-Y**	**Sk-Y**	**FF**	**FR**	**INT**	**PD**
Alabama	4	5	9	1.0-2	0.0-0	0	0	0	0
East Texas A&M	1	1	2	0.0-0	0.0-0	0	0	1	1
Kent St.	2	2	4	0.0-0	0.0-0	0	0	0	0
Virginia	4	9	13	0.0-0	0.0-0	0	0	0	0
Miami (Fla.)	2	5	7	0.0-0	0.0-0	0	0	0	0
Pittsburgh	4	1	5	0.0-0	0.0-0	1	0	1	0
Stanford	2	3	5	1.0-2	0.0-0	0	0	1	0
Wake Forest	3	4	7	0.0-0	0.0-0	1	0	1	0
Clemson	2	3	5	0.0-0	0.0-0	0	0	0	0
Virginia Tech	4	2	6	0.0-0	0.0-0	0	0	0	0
NC State	2	4	6	0.0-0	0.0-0	0	0	0	0
Florida	3	4	7	0.0-0	0.0-0	0	0	0	0
2026	**UT**	**AT**	**Tot**	**TFL-Y**	**Sk-Y**	**FF**	**FR**	**INT**	**PD**
Ball St.	1	3	4	0.0-0	0.0-0	0	0	0	0
Texas	6	5	11	0.0-0	0.0-0	0	0	0	1
Kent St.	0	2	2	0.0-0	0.0-0	0	0	0	1
Illinois	3	3	6	0.0-0	0.0-0	0	0	0	0

** At University of Alabama then Florida State University*

13 • MILES LOCKHART

CB • Jr. • 5-9 • 197
Chandler, Ariz. (Basha)
Follow on Social Media
Twitter: @MilesLockhart1 • **Instagram:** @lockhart.miles

LOCKHART'S CAREER DEFENSIVE STATISTICS

Year	G/S	UT	AT	Tot	TFL-Yd	Sk-Yd	FF	FR	INT	PD
2025	11/0	0	0	0	0.0-0	0.0-0	0	0	0	0
2026	2/0	0	0	0	0.0-0	0.0-0	0	0	0	0
Tot.	**13/0**	**0**	**0**	**0**	**0.0-0**	**0.0-0**	**0**	**0**	**0**	**0**

LOCKHART'S CAREER GAME-BY-GAME STATISTICS

2025	**UT**	**AT**	**Tot**	**TFL-Y**	**Sk-Y**	**FF**	**FR**	**INT**	**PD**
Texas	0	0	0	0.0-0	0.0-0	0	0	0	0
Grambling St.	0	0	0	0.0-0	0.0-0	0	0	0	0
Ohio	0	0	0	0.0-0	0.0-0	0	0	0	0
Minnesota	0	0	0	0.0-0	0.0-0	0	0	0	0
Illinois	0	0	0	0.0-0	0.0-0	0	0	0	0
Wisconsin	0	0	0	0.0-0	0.0-0	0	0	0	0
Penn St.	0	0	0	0.0-0	0.0-0	0	0	0	0
UCLA	0	0	0	0.0-0	0.0-0	0	0	0	0
Rutgers	0	0	0	0.0-0	0.0-0	0	0	0	0
Michigan	0	0	0	0.0-0	0.0-0	0	0	0	0
Indiana	0	0	0	0.0-0	0.0-0	0	0	0	0
2026	**UT**	**AT**	**Tot**	**TFL-Y**	**Sk-Y**	**FF**	**FR**	**INT**	**PD**
Ball St.	0	0	0	0.0-0	0.0-0	0	0	0	0
Kent State	0	0	0	0.0-0	0.0-0	0	0	0	0

7 • JERMAINE MATHEWS JR.

CB • Sr. • 5-11 • 190
Cincinnati, Ohio (Winton Woods)
Follow on Social Media
Twitter: @jr2maine • **Instagram:** @_justmaine

MATHEWS' CAREER DEFENSIVE STATISTICS

Year	G/S	UT	AT	Tot	TFL-Yd	Sk-Yd	FF	FR	INT	PD
2023	11/2	9	4	13	0.0-0	0.0-0	0	0	1	4
2024	16/0	14	8	22	2.5-6	1.0-3	0	0	0	0
2025	14/14	20	6	26	1.5-7	1.0-6	1	0	2	5
2026	4/4	9	7	16	1.5-12	0.0-0	0	0	0	2
Tot.	**45/19**	**52**	**25**	**77**	**5.5-25**	**2.0-9**	**1**	**0**	**3**	**11**

MATHEWS' CAREER GAME-BY-GAME STATISTICS

2023	**UT**	**AT**	**Tot**	**TFL-Y**	**Sk-Y**	**FF**	**FR**	**INT**	**PD**
Indiana	0	0	0	0.0-0	0.0-0	0	0	0	0
Youngstown St.	0	1	1	0.0-0	0.0-0	0	0	0	1
Western Ky.	1	0	1	0.0-0	0.0-0	0	0	1	1
Maryland	0	0	0	0.0-0	0.0-0	0	0	0	0

Purdue	2	0	2	0.0-0	0.0-0	0	0	0	0
Penn St.	3	0	3	0.0-0	0.0-0	0	0	0	1
Wisconsin	0	0	0	0.0-0	0.0-0	0	0	0	0
Rutgers	1	2	3	0.0-0	0.0-0	0	0	0	0
Michigan St.	2	1	3	0.0-0	0.0-0	0	0	0	1
Minnesota	0	0	0	0.0-0	0.0-0	0	0	0	0
Michigan	0	0	0	0.0-0	0.0-0	0	0	0	0
2024	**UT**	**AT**	**Tot**	**TFL-Y**	**Sk-Y**	**FF**	**FR**	**INT**	**PD**
Akron	3	0	3	1.0-2	0.0-0	0	0	0	0
Western Mich.	0	1	1	0.0-0	0.0-0	0	0	0	0
Marshall	0	0	0	0.0-0	0.0-0	0	0	0	0
Michigan St.	1	0	1	0.0-0	0.0-0	0	0	0	0
Iowa	1	0	1	1.0-3	1.0-3	0	0	0	0
Nebraska	0	1	1	0.5-1	0.0-0	0	0	0	0
Purdue	0	1	1	0.0-0	0.0-0	0	0	0	0
Northwestern	3	1	4	0.0-0	0.0-0	0	0	0	0
Indiana	2	1	3	0.0-0	0.0-0	0	0	0	0
Michigan	0	0	0	0.0-0	0.0-0	0	0	0	0
Tennessee	1	2	3	0.0-0	0.0-0	0	0	0	0
Oregon	1	1	2	0.0-0	0.0-0	0	0	0	0
Texas	1	0	1	0.0-0	0.0-0	0	0	0	0
Notre Dame	1	0	1	0.0-0	0.0-0	0	0	0	0
2025	**UT**	**AT**	**Tot**	**TFL-Y**	**Sk-Y**	**FF**	**FR**	**INT**	**PD**
Texas	3	0	3	0.0-0	0.0-0	0	0	1	2
Grambling St.	0	0	0	0.0-0	0.0-0	0	0	0	0
Ohio	2	1	3	0.0-0	0.0-0	0	0	0	0
Washington	2	0	2	0.0-0	0.0-0	0	0	0	0
Minnesota	1	1	2	0.5-1	0.0-0	0	0	0	1
Illinois	1	0	1	1.0-6	1.0-6	1	0	0	1
Wisconsin	1	0	1	0.0-0	0.0-0	0	0	0	0
Penn St.	1	2	3	0.0-0	0.0-0	0	0	0	0
Purdue	0	1	1	0.0-0	0.0-0	0	0	1	1
UCLA	1	0	1	0.0-0	0.0-0	0	0	0	0
Rutgers	1	0	1	0.0-0	0.0-0	0	0	0	0
Michigan	0	0	0	0.0-0	0.0-0	0	0	0	0
Indiana	2	0	2	0.0-0	0.0-0	0	0	0	0
Miami (Fla.)	5	1	6	0.0-0	0.0-0	0	0	0	0
2026	**UT**	**AT**	**Tot**	**TFL-Y**	**Sk-Y**	**FF**	**FR**	**INT**	**PD**
Ball St.	2	0	2	0.0-0	0.0-0	0	0	0	0
Texas	3	2	5	1.5-12	0.0-0	0	0	0	0
Kent St.	1	1	2	0-0	0.0-0	0	0	0	0
Illinois	3	4	7	0-0	0.0-0	0	0	0	2

18 • JAYLEN MCCLAIN

CB • Jr. • 6-0 • 201

Rahway, N.J. (Seton Hall Prep)

Follow on Social Media

Twitter: @Jaylenmcclain08 • **Instagram:** @jaylen.8

MCCLAIN'S CAREER DEFENSIVE STATISTICS

Year	G/S	UT	AT	Tot	TFL-Yd	Sk-Yd	FF	FR	INT	PD
2024	15/1	8	7	15	1.0-1	0.0-0	0	0	0	1
2025	14/14	42	11	53	0.0-0	0.0-0	0	0	0	3
2026	4/4	9	8	17	0.0-0	0.0-0	0	0	1	4
Tot.	**33/19**	**59**	**26**	**85**	**1.0-1**	**0.0-0**	**0**	**0**	**1**	**8**

MCCLAIN'S CAREER GAME-BY-GAME STATISTICS

2024	**UT**	**AT**	**Tot**	**TFL-Y**	**Sk-Y**	**FF**	**FR**	**INT**	**PD**
Akron	1	0	1	0.0-0	0.0-0	0	0	0	0
Western Mich.	1	0	1	1.0-1	0.0-0	0	0	0	0
Marshall	1	1	2	0.0-0	0.0-0	0	0	0	0
Michigan St.	1	1	2	0.0-0	0.0-0	0	0	0	0
Iowa	1	1	2	0.0-0	0.0-0	0	0	0	0
Oregon	0	0	0	0.0-0	0.0-0	0	0	0	0
Nebraska	0	0	0	0.0-0	0.0-0	0	0	0	1
Penn St.	0	0	0	0.0-0	0.0-0	0	0	0	0
Purdue	0	1	1	0.0-0	0.0-0	0	0	0	0
Northwestern	1	2	3	0.0-0	0.0-0	0	0	0	0
Indiana	0	0	0	0.0-0	0.0-0	0	0	0	0
Michigan	0	0	0	0.0-0	0.0-0	0	0	0	0
Tennessee	2	1	3	0.0-0	0.0-0	0	0	0	0
Oregon	0	0	0	0.0-0	0.0-0	0	0	0	0
Notre Dame	0	0	0	0.0-0	0.0-0	0	0	0	0
2025	**UT**	**AT**	**Tot**	**TFL-Y**	**Sk-Y**	**FF**	**FR**	**INT**	**PD**
Texas	5	3	8	0.0-0	0.0-0	0	0	0	0
Grambling St.	4	0	4	0.0-0	0.0-0	0	0	0	0
Ohio	4	1	5	0.0-0	0.0-0	0	0	0	1
Washington	2	0	2	0.0-0	0.0-0	0	0	0	0
Minnesota	2	0	2	0.0-0	0.0-0	0	0	0	0
Illinois	2	1	3	0.0-0	0.0-0	0	0	0	0
Wisconsin	2	0	2	0.0-0	0.0-0	0	0	0	0
Penn St.	5	0	5	0.0-0	0.0-0	0	0	0	0
Purdue	3	1	4	0.0-0	0.0-0	0	0	0	1
UCLA	0	0	0	0.0-0	0.0-0	0	0	0	1
Rutgers	3	1	4	0.0-0	0.0-0	0	0	0	0
Michigan	3	2	5	0.0-0	0.0-0	0	0	0	0
Indiana	5	1	6	0.0-0	0.0-0	0	0	0	0
Miami (Fla.)	2	1	3	0.0-0	0.0-0	0	0	0	0
2026	**UT**	**AT**	**Tot**	**TFL-Y**	**Sk-Y**	**FF**	**FR**	**INT**	**PD**
Ball St.	0	1	1	0.0-0	0.0-0	0	0	0	0
Texas	3	2	5	0.0-0	0.0-0	0	0	1	0
Kent St.	1	2	3	0.0-0	0.0-0	0	0	0	0
Illinois	5	3	8	0.0-0	0.0-0	0	0	0	4

3 • DEVIN MCCUIN

WR • Sr. • 6-0 • 189

Jacksonville, Texas (Jacksonville / UT San Antonio)

Follow on Social Media

Twitter: @DevinMccuin1 • **Instagram:** @devin.mccuin

MCCUIN'S CAREER RECEIVING STATISTICS

Year	GP/GS	Rec	Yds	TD	Y/C	LG
2023*	12//7	42	546	3	13	72
2024*	8/8	45	424	5	9.4	54
2025*	1212	65	726	8	11.2	52
2026	4/4	15	165	1	11	22
Tot.	**36/31**	**161**	**1827**	**17**	**11.3**	**72**

MCCUIN'S CAREER GAME-BY-GAME STATISTICS

	Rushing				Receiving			
2023*	**Att**	**Yds**	**TD**	**Lg**	**Rec**	**Yds**	**TD**	**Lg**
Houston	1	10	0	10	0	0	0	0
Texas St.	0	0	0	0	2	14	0	10
Army West Point	0	0	0	0	2	77	1	72
Tennessee	0	0	0	0	4	35	0	19
Temple	0	0	0	0	6	94	1	36
UAB	0	0	0	0	4	42	0	17
FAU	0	0	0	0	5	64	0	30
East Carolina	0	0	0	0	2	39	0	43
Rice	0	0	0	0	4	33	0	15

USF	0	0	0	0	7	91	1	30
Tulane	0	0	0	0	3	29	0	23
Marshall	0	0	0	0	3	28	9	18
2024*	**Att**	**Yds**	**TD**	**Lg**	**Rec**	**Yds**	**TD**	**Lg**
Kennesaw St.	0	0	0	0	11	79	2	16
Texas St.	0	0	0	0	6	29	0	14
Texas	0	0	0	0	5	27	0	18
Houston Christian	1	7	0	7	5	43	1	15
East Carolina	0	0	0	0	3	18	0	9
Rice	2	21	0	21	7	83	1	40
Army West Point	0	0	0	0	3	82	1	54
Coastal Carolina	0	0	0	0	5	63	0	28
2025*	**Att**	**Yds**	**TD**	**Lg**	**Rec**	**Yds**	**TD**	**Lg**
Texas A&M	0	0	0	0	6	33	0	13
Texas St.	1	12	0	12	5	83	0	42
UIW	0	0	0	0	7	51	2	24
Colorado St.	1	-1	0	0	4	50	0	16
Temple	0	0	0	0	6	60	1	18
Rice	0	0	0	0	3	64	1	52
North Texas	0	0	0	0	4	23	0	9
Tulane	0	0	0	0	8	96	2	35
USF	0	0	0	0	2	7	0	8
Charlotte	0	0	0	0	7	100	1	45
Army West Point	0	0	0	0	7	86	0	36
FIU	0	0	0	0	6	73	1	23
2026	**Att**	**Yds**	**TD**	**Lg**	**Rec**	**Yds**	**TD**	**Lg**
Ball St.	0	0	0	0	6	97	1	19
Texas	0	0	0	0	1	5	0	5
Kent St.	0	0	0	0	2	29	0	22
Illinois	0	0	0	0	4	34	0	14

** At UTSA*

11 • TERRY MOORE

SAF • 5th • 6-0 • 200
Washington, N.C. (Washington / Duke)
Follow on Social Media
Twitter: @TerryMoore02 • **Instagram:** @tj.2raww__

MOORE'S CAREER DEFENSIVE STATISTICS

Year	G/S	UT	AT	Tot	TFL-Yd	Sk-Yd	FF	FR	INT	PD
2022*	8/0	1	1	2	0.0-0	0.0-0	0	0	0	0
2023*	12/6	21	22	43	3.5-18	2.5-17	0	0	0	2
2024*	13/13	45	26	71	7.0-19	1.0-5	2	0	4	10
2025*	0/0	0	0	0	0.0-0	0.0-0	0	0	0	0
2026	3/0	4	1	5	0.0-0	0.0-0	0	0	0	0
Tot.	**36/19**	**71**	**50**	**121**	**10.5-37**	**3.5-22**	**2**	**0**	**4**	**12**

MOORE'S CAREER GAME-BY-GAME STATISTICS

2022*	**UT**	**AT**	**Tot**	**TFL-Y**	**Sk-Y**	**FF**	**FR**	**INT**	**PD**
Kansas	0	0	0	0.0-0	0.0-0	0	0	0	0
Virginia	0	0	0	0.0-0	0.0-0	0	0	0	0
Georgia Tech	0	0	0	0.0-0	0.0-0	0	0	0	0
North Carolina	0	1	1	0.0-0	0.0-0	0	0	0	0
Miami (Fla.)	1	0	1	0.0-0	0.0-0	0	0	0	0
Boston College	0	0	0	0.0-0	0.0-0	0	0	0	0
Wake Forest	0	0	0	0.0-0	0.0-0	0	0	0	0
UCF	0	0	0	0.0-0	0.0-0	0	0	0	0
2023*	**UT**	**AT**	**Tot**	**TFL-Y**	**Sk-Y**	**FF**	**FR**	**INT**	**PD**
Clemson	1	0	1	0.0-0	0.0-0	0	0	0	0
Lafayette	3	1	4	1.0-1	0.0-0	0	0	0	0
Northwestern	1	1	2	0.0-0	0.0-0	0	0	0	0
UCONN	2	1	3	0.0-0	0.0-0	0	0	0	0
Notre Dame	0	2	2	0.0-0	0.0-0	0	0	0	1
NC State	3	4	7	0.5-5	0.5-5	0	0	0	2
Florida St.	1	2	3	0.0-0	0.0-0	0	0	0	0
Louisville	5	6	11	1.0-5	1.0-5	0	0	0	0
Wake Forest	2	3	5	1.0-7	1.0-7	0	0	0	0
North Carolina	3	2	5	0.0-0	0.0-0	0	0	0	0
Pittsburgh	0	0	0	0.0-0	0.0-0	0	0	0	0
Troy	0	0	0	0.0-0	0.0-0	0	0	0	1
2024*	**UT**	**AT**	**Tot**	**TFL-Y**	**Sk-Y**	**FF**	**FR**	**INT**	**PD**
Elon	4	1	5	0.0-0	0.0-0	0	0	0	0
Northwestern	1	1	2	1.0-5	0.0-0	1	0	1	1
UCONN	3	1	4	0.0-0	0.0-0	0	0	1	1
Middle Tenn.	6	0	6	1.0-4	0.0-0	0	0	0	0
North Carolina	7	3	10	1.0-1	0.0-0	0	0	0	0
Georgia Tech	0	0	0	0.0-0	0.0-0	0	0	0	0
Florida St.	4	3	7	0.0-0	0.0-0	0	0	0	0
SMU	3	6	9	0.0-0	0.0-0	0	0	0	0
Miami (Fla.)	7	2	9	2.0-6	1.0-5	1	0	0	0
NC State	3	1	4	0.0-0	0.0-0	0	0	1	2
Virginia Tech	2	4	6	1.0-2	0.0-0	0	0	0	2
Wake Forest	5	3	8	1.0-1	0.0-0	0	0	0	0
Ole Miss	0	1	1	0.0-0	0.0-0	0	0	1	0
2025*	**UT**	**AT**	**Tot**	**TFL-Y**	**Sk-Y**	**FF**	**FR**	**INT**	**PD**
Did not see game action									
2026	**UT**	**AT**	**Tot**	**TFL-Y**	**Sk-Y**	**FF**	**FR**	**INT**	**PD**
Ball St.	0	1	1	0.0-0	0.0-0	0	0	1	0
Texas	1	0	1	0.0-0	0.0-0	0	0	0	0
Kent St.	3	0	3	0.0-0	0.0-0	0	0	0	0

** At Duke University*

5 • KYLE PARKER

WR • Sr. • 5-10 • 195
Allen, Texas (Lovejoy / LSU)
Follow on Social Media
Twitter: @realkp4_ • **Instagram:** @realkp4_

PARKER'S CAREER RECEIVING STATISTICS

Year	GP/GS	Rec	Yds	TD	Y/C	LG
2023*	4/0	0	0	0	0.0	0
2024*	4/2	3	55	1	18.3	45
2025*	13/5	31	330	4	10.6	45
2026	0/0	0	0	0	0	0
Tot.	**21/7**	**34**	**385**	**5**	**11.3**	**45**

PARKER'S CAREER GAME-BY-GAME STATISTICS

	Rushing				Receiving			
2023*	**Att**	**Yds**	**TD**	**Lg**	**Rec**	**Yds**	**TD**	**Lg**
Florida St.	0	0	0	0	0	0	0	0
Georgia St.	0	0	0	0	0	0	0	0
Grambling St.	0	0	0	0	0	0	0	0
Wisconsin	0	0	0	0	0	0	0	0
2024*	**Att**	**Yds**	**TD**	**Lg**	**Rec**	**Yds**	**TD**	**Lg**
USC	0	0	0	0	1	6	0	6
South Carolina	0	0	0	0	0	0	0	0
UCLA	0	0	0	0	1	45	1	45
South Alabama	0	0	0	0	1	4	0	4
2025*	**Att**	**Yds**	**TD**	**Lg**	**Rec**	**Yds**	**TD**	**Lg**

Clemson	0	0	0	0	1	16	0	16
Louisiana Tech	0	0	0	0	0	0	0	0
Florida	0	0	0	0	0	0	0	0
Southeastern La.	0	0	0	0	4	52	1	27
Ole Miss	0	0	0	0	4	23	0	10
South Carolina	0	0	0	0	5	75	1	43
Vanderbilt	0	0	0	0	1	11	0	11
Texas A&M	0	0	0	0	3	20	1	12
Alabama	0	0	0	0	0	0	0	0
Arkansas	0	0	0	0	2	16	0	10
Western Ky.	0	0	0	0	2	33	0	23
Oklahoma	0	0	0	0	2	16	0	10
Houston	0	0	0	0	7	68	1	19
2026	**Att**	**Yds**	**TD**	**Lg**	**Rec**	**Yds**	**TD**	**Lg**
N/A								

** At Louisiana State University*

5 • RILEY PETTIJOHN

LB • So. • 6-2 • 231
McKinney, Texas (McKinney)
Follow on Social Media
Twitter: @r_pettijohn • **Instagram:** @rileypettijohn7

PETTIJOHN'S CAREER DEFENSIVE STATISTICS

Year	G/S	UT	AT	Tot	TFL-Yd	Sk-Yd	FF	FR	INT	PD
2025	13/0	3	6	9	1.0-1	0.0-0	1	1	0	1
2026	4/1	8	7	15	2.5-21	3.0-21	0	0	1	0
Tot.	**17/1**	**11**	**13**	**24**	**3.5-22**	**3.0-21**	**1**	**1**	**1**	**1**

PETTIJOHN'S CAREER GAME-BY-GAME STATISTICS

2025	UT	AT	Tot	TFL-Y	Sk-Y	FF	FR	INT	PD
Texas	0	0	0	0.0-0	0.0-0	0	0	0	0
Grambling St.	2	0	2	0.0-0	0.0-0	1	1	0	1
Ohio	0	3	3	0.0-0	0.0-0	0	0	0	0
Washington	0	0	0	0.0-0	0.0-0	0	0	0	0
Minnesota	0	0	0	0.0-0	0.0-0	0	0	0	0
Illinois	0	0	0	0.0-0	0.0-0	0	0	0	0
Wisconsin	0	0	0	0.0-0	0.0-0	0	0	0	0
Penn St.	0	1	1	0.0-0	0.0-0	0	0	0	0
Purdue	0	2	2	0.0-0	0.0-0	0	0	0	0
UCLA	0	0	0	0.0-0	0.0-0	0	0	0	0
Rutgers	1	0	1	1.0-1	0.0-0	0	0	0	0
Michigan	0	0	0	0.0-0	0.0-0	0	0	0	0
Indiana	0	0	0	0.0-0	0.0-0	0	0	0	0
2026	**UT**	**AT**	**Tot**	**TFL-Y**	**Sk-Y**	**FF**	**FR**	**INT**	**PD**
Ball St.	2	4	6	0.5-1	0.0-0	0	0	0	0
Texas	2	1	3	1.5-12	1.0-10	0	0	0	0
Kent St.	1	2	3	0.0-0	0.0-0	0	0	1	0
Illinois	3	0	3	1.0-9	2.0-11	0	0	0	0

26 • PAYTON PIERCE

LB • Jr. • 6-2 • 233
Lucas, Texas (Lovejoy)
Follow on Social Media
Twitter: @payton_pierce26 • **Instagram:** @paytonpierce26

PAYTON'S CAREER DEFENSIVE STATISTICS

Year	G/S	UT	AT	Tot	TFL-Yd	Sk-Yd	FF	FR	INT	PD
2024	12/0	1	3	4	0.0-0	0.0-0	0	0	0	0
2025	14/3	24	20	44	1.5-2	0.0-0	1	1	1	0
2026	4/4	9	11	20	0.5-5	0.5-5	1	1	0	1
Tot.	**30/7**	**34**	**34**	**68**	**2.0-7**	**0.5-5**	**2**	**2**	**1**	**1**

PIERCE'S CAREER GAME-BY-GAME STATISTICS

2024	UT	AT	Tot	TFL-Y	Sk-Y	FF	FR	INT	PD
Akron	0	0	0	0.0-0	0.0-0	0	0	0	0
Western Mich.	0	0	0	0.0-0	0.0-0	0	0	0	0
Marshall	0	0	0	0.0-0	0.0-0	0	0	0	0
Michigan St.	0	0	0	0.0-0	0.0-0	0	0	0	0
Iowa	0	1	1	0.0-0	0.0-0	0	0	0	0
Purdue	0	2	2	0.0-0	0.0-0	0	0	0	0
Northwestern	0	0	0	0.0-0	0.0-0	0	0	0	0
Indiana	0	0	0	0.0-0	0.0-0	0	0	0	0
Michigan	1	0	1	0.0-0	0.0-0	0	0	0	0
Tennessee	0	0	0	0.0-0	0.0-0	0	0	0	0
Oregon	0	0	0	0.0-0	0.0-0	0	0	0	0
Notre Dame	0	0	0	0.0-0	0.0-0	0	0	0	0
2025	**UT**	**AT**	**Tot**	**TFL-Y**	**Sk-Y**	**FF**	**FR**	**INT**	**PD**
Texas	0	1	1	0.0-0	0.0-0	0	0	0	0
Grambling St.	2	4	6	0.0-0	0.0-0	0	0	0	0
Ohio	0	4	4	0.0-0	0.0-0	0	0	0	0
Washington	1	0	1	0.0-0	0.0-0	0	0	0	0
Minnesota	2	5	7	1.0-1	0.0-0	0	0	0	0
Illinois	2	2	4	0.5-1	0.0-0	0	0	1	1
Wisconsin	2	0	2	0.0-0	0.0-0	0	0	0	0
Penn St.	2	0	2	0.0-0	0.0-0	0	0	0	0
Purdue	5	2	7	0.0-0	0.0-0	0	0	0	0
UCLA	2	0	2	0.0-0	0.0-0	0	0	0	0
Rutgers	3	2	5	0.0-0	0.0-0	0	0	0	0
Michigan	1	0	1	0.0-0	0.0-0	0	0	0	0
Indiana	0	0	0	0.0-0	0.0-0	0	0	0	0
Miami (Fla.)	2	0	2	0.0-0	0.0-0	1	1	0	0
2026	**UT**	**AT**	**Tot**	**TFL-Y**	**Sk-Y**	**FF**	**FR**	**INT**	**PD**
Ball St.	0	3	3	0.0-0	0.0-0	0	0	0	1
Texas	6	3	9	0.0-0	0.0-0	1	0	0	0
Kent	1	1	2	0.0-0	0.0-0	0	1	0	0
Illinois	2	4	6	0.5-5	0.5-5	0	0	0	0

83 • NATE ROBERTS

TE • So. • 6-5 • 240
Washington, Okla. (Washington)
Follow on Social Media
Twitter: @nateroberts2025 • **Instagram:** @nateroberts_9

ROBERT'S CAREER RECEIVING STATISTICS

Year	GP/GS	Rec	Yds	TD	Y/C	LG
2025*	13/0	4	30	0	7.5	15
2026	4/3	8	83	1	10.4	24
Tot.	**17/3**	**12**	**117**	**1**	**9.8**	**15**

ROBERT'S CAREER GAME-BY-GAME STATISTICS

	Rushing				Receiving			
2025	**Att**	**Yds**	**TD**	**Lg**	**Rec**	**Yds**	**TD**	**Lg**
Texas	0	0	0	0	0	0	0	0
Grambling St.	0	0	0	0	0	0	0	0
Ohio	0	0	0	0	0	0	0	0
Washington	0	0	0	0	0	0	0	0
Minnesota	0	0	0	0	0	0	0	0
Illinois	1	1	0	1	0	0	0	0
Wisconsin	0	0	0	0	0	0	0	0

Penn St.	0	0	0	0	0	0	0	0
Purdue	1	0	0	0	2	6	0	4
UCLA	0	0	0	0	2	24	0	15
Rutgers	0	0	0	0	0	0	0	0
Michigan	0	0	0	0	0	0	0	0
Indiana	0	0	0	0	0	0	0	0
2026	**Att**	**Yds**	**TD**	**Lg**	**Rec**	**Yds**	**TD**	**Lg**
Ball St.	0	0	0	0	1	11	0	11
Texas	0	0	0	0	1	24	0	24
Kent St.	0	0	0	0	2	12	1	6
Illinois	0	0	0	0	4	36	0	20

10 • LEROY ROKER III

SAF • Jr. • 6-0 • 197
Fort Myers, Fla. (Bishop Verot)
Follow on Social Media
Twitter: @LeroyRoker10 • **Instagram:** @leroyroker

ROKER'S CAREER DEFENSIVE STATISTICS

Year	G/S	UT	AT	Tot	TFL-Yd	Sk-Yd	FF	FR	INT	PD
2024	1/0	0	0	0	0.0-0	0.0-0	0	0	0	0
2025	14/0	0	9	9	0.0-0	0.0-0	0	0	0	1
2026	4/0	2	2	4	0.0-0	0.0-0	0	0	0	0
Tot.	**17/0**	**2**	**11**	**13**	**0.0-0**	**0.0-0**	**0**	**0**	**0**	**1**

ROKER'S CAREER GAME-BY-GAME STATISTICS

2024	**UT**	**AT**	**Tot**	**TFL-Y**	**Sk-Y**	**FF**	**FR**	**INT**	**PD**
Purdue	0	0	0	0.0-0	0.0-0	0	0	0	0
2025	**UT**	**AT**	**Tot**	**TFL-Y**	**Sk-Y**	**FF**	**FR**	**INT**	**PD**
Texas	0	1	1	0.0-0	0.0-0	0	0	0	0
Grambling St.	0	0	0	0.0-0	0.0-0	0	0	0	0
Ohio	0	0	0	0.0-0	0.0-0	0	0	0	0
Washington	0	0	0	0.0-0	0.0-0	0	0	0	0
Minnesota	0	0	0	0.0-0	0.0-0	0	0	0	0
Illinois	0	0	0	0.0-0	0.0-0	0	0	0	0
Wisconsin	0	2	2	0.0-0	0.0-0	0	0	0	0
Penn St.	0	1	1	0.0-0	0.0-0	0	0	0	0
Purdue	0	0	0	0.0-0	0.0-0	0	0	0	0
UCLA	0	1	1	0.0-0	0.0-0	0	0	0	1
Rutgers	0	2	2	0.0-0	0.0-0	0	0	0	0
Michigan	0	0	0	0.0-0	0.0-0	0	0	0	0
Indiana	0	0	0	0.0-0	0.0-0	0	0	0	0
Miami (Fla.)	2	0	2	0.0-0	0.0-0	0	0	0	0
2026	**UT**	**AT**	**Tot**	**TFL-Y**	**Sk-Y**	**FF**	**FR**	**INT**	**PD**
Ball St.	0	0	0	0.0-0	0.0-0	0	0	0	0
Texas	0	0	0	0.0-0	0.0-0	0	0	0	0
Kent St.	1	0	1	0.0-0	0.0-0	0	0	0	0
Illinois	1	2	3	0.0-0	0.0-0	0	0	0	0

4 • QUA RUSSAW

DE • Sr. • 6-2 • 240
Montgomer, Ala. (Carver / Alabama)
Follow on Social Media
Instagram: @quarussaw

RUSSAW'S CAREER DEFENSIVE STATISTICS

Year	G/S	UT	AT	Tot	TFL-Yd	Sk-Yd	FF	FR	INT	PD
2024*	13/6	14	22	36	2.5-10	1.0-6	1	0	2	2
2025*	9/3	7	7	14	1.0-5	1.0-5	0	0	0	0
2026	3/2	1	4	5	1.0-4	00-0	0	0	0	0
Tot.	**24/10**	**22**	**33**	**55**	**4.5-19**	**2.0-11**	**1**	**0**	**2**	**2**

RUSSAW'S CAREER GAME-BY-GAME STATISTICS

2024*	**UT**	**AT**	**Tot**	**TFL-Y**	**Sk-Y**	**FF**	**FR**	**INT**	**PD**
Western Ky.	0	4	4	1.0-3	0.0-0	0	0	0	1
USF	1	1	2	0.0-0	0.0-0	0	0	0	0
Wisconsin	1	1	2	0.0-0	0.0-0	0	0	0	0
Georgia	1	1	2	1.0-6	1.0-6	1	0	0	0
Vanderbilt	1	2	3	0.0-0	0.0-0	0	0	0	0
South Carolina	2	1	3	0.0-0	0.0-0	0	0	0	0
Tennessee	2	0	2	0.0-0	0.0-0	0	0	0	0
Missouri	0	1	1	0.0-0	0.0-0	0	0	1	0
LSU	1	0	1	0.0-0	0.0-0	0	0	0	0
Mercer	2	1	3	0.0-0	0.0-0	0	0	1	0
Oklahoma	0	4	4	0.0-0	0.0-0	0	0	0	0
Auburn	1	2	3	0.5-1	0.0-0	0	0	0	1
Michigan	2	4	6	0.0-0	0.0-0	0	0	0	0
2025*	**UT**	**AT**	**Tot**	**TFL-Y**	**Sk-Y**	**FF**	**FR**	**INT**	**PD**
Florida St.	2	0	2	0.0-0	0.0-0	0	0	0	0
ULM	0	0	0	0.0-0	0.0-0	0	0	0	0
Wisconsin	1	1	2	1.0-5	1.0-5	0	0	0	0
Georgia	0	0	0	0.0-0	0.0-0	0	0	0	0
Eastern Ill.	1	1	2	0.0-0	0.0-0	0	0	0	0
Auburn	2	0	2	0.0-0	0.0-0	0	0	0	0
Georgia	1	1	2	0.0-0	0.0-0	0	0	0	0
Oklahoma	0	3	3	0.0-0	0.0-0	0	0	0	0
Indiana	0	1	1	0.0-0	0.0-0	0	0	0	0
2026	**UT**	**AT**	**Tot**	**TFL-Y**	**Sk-Y**	**FF**	**FR**	**INT**	**PD**
Texas	0	1	1	0.0-0	0.0-0	0	0	0	0
Kent St.	1	1	2	1.0-4	0.0-0	0	0	0	0
Illinois	0	2	2	0.0-0	0.0-0	0	0	0	0

** At University of Alabama*

6 • DEVIN SANCHEZ

CB • So. • 6-2 • 198
Houston, Texas (North Shore)
Follow on Social Media
Twitter: @Devin2416 • **Instagram:** @iimdevin_

SANCHEZ'S CAREER DEFENSIVE STATISTICS

Year	G/S	UT	AT	Tot	TFL-Yd	Sk-Yd	FF	FR	INT	PD
2025	13/1	12	3	15	0.0-0	0.0-0	0	1	0	2
2026	4/4	15	2	17	1.0-3	0.0-0	0	0	0	5
Tot.	**17/5**	**27**	**5**	**32**	**1.0-3**	**0.0-0**	**0**	**1**	**0**	**7**

SANCHEZ'S CAREER GAME-BY-GAME STATISTICS

2025	**UT**	**AT**	**Tot**	**TFL-Y**	**Sk-Y**	**FF**	**FR**	**INT**	**PD**
Texas	0	1	1	0.0-0	0.0-0	0	0	0	0
Grambling St.	0	0	0	0.0-0	0.0-0	0	0	0	0
Ohio	0	0	0	0.0-0	0.0-0	0	1	0	0
Washington	1	0	1	0.0-0	0.0-0	0	0	0	0
Minnesota	0	0	0	0.0-0	0.0-0	0	0	0	0
Illinois	4	1	5	0.0-0	0.0-0	0	0	0	1
Wisconsin	0	0	0	0.0-0	0.0-0	0	0	0	0
Penn St.	1	1	2	0.0-0	0.0-0	0	0	0	0
Purdue	0	0	0	0.0-0	0.0-0	0	0	0	0
UCLA	1	0	1	0.0-0	0.0-0	0	0	0	0
Rutgers	2	0	2	0.0-0	0.0-0	0	0	0	0
Indiana	1	0	1	0.0-0	0.0-0	0	0	0	0
Miami	2	0	2	0.0-0	0.0-0	0	0	0	1

2026	UT	AT	Tot	TFL-Y	Sk-Y	FF	FR	INT	PD
Ball St.	2	0	2	0.0-0	0.0-0	0	0	0	2
Texas	8	0	8	1.0-3	0.0-0	0	0	0	0
Kent St.	0	0	0	0.0-0	0.0-0	0	0	0	0
Illinois	5	2	7	0.0-0	0.0-0	0	0	0	3

10 • JULIAN SAYIN

QB • Jr. • 6-1 • 208
Carlsbad, Calif. (Carlsbad / Alabama)
Follow on Social Media
Twitter: @juliansayin2

SAYIN'S CAREER PASSING STATISTICS

Year	G/S	Cmp	Att	Int	Yds	TD	Pct	Lg
2024	4/0	5	12	0	84	1	41.7	55
2025	14/14	301	391	8	3610	32	78.4	87
2026	4/4	83	115	1	1206	10	72.2	72
Tot.	**22/18**	**389**	**518**	**9**	**4900**	**43**	**75.1**	**87**

SAYIN'S CAREER GAME-BY-GAME PASSING

2024	Start	Cmp	Att	Int	Pct	Yards	TD
Western Mich.		2	2	0	100.0	61	1
Michigan St.		3	5	0	60.0	23	0
Purdue		0	4	0	0.0	0	0
Tennessee		0	1	0	0.0	0	0
2025	**Start**	**Cmp**	**Att**	**Int**	**Pct**	**Yards**	**TD**
Texas	^	13	20	0	65.0	126	1
Grambling St.	^	18	19	1	94.7	306	4
Ohio	^	25	32	2	78.1	347	3
Washington	^	22	28	0	78.5	208	2
Minnesota	^	23	27	0	85.1	326	3
Illinois	^	19	27	0	70.3	166	2
Wisconsin	^	36	42	0	85.7	393	4
Penn St.	^	20	23	0	86.9	316	4
Purdue	^	27	33	1	81.8	303	1
UCLA	^	23	31	0	74.1	184	1
Rutgers	^	13	19	0	68.4	157	2
Michigan	^	19	26	1	73.0	233	3
Indiana	^	21	29	1	72.4	258	1
Miami (Fla.)	^	22	35	2	62.9	287	1
2026	**Start**	**Cmp**	**Att**	**Int**	**Pct**	**Yards**	**TD**
Ball St.	^	21	25	0	84.0	320	3
Texas	^	17	32	1	53.1	278	1
Kent St.	^	18	22	0	81.2	241	2
Illinois	^	27	36	0	75.0	367	4

CAREER HIGHS

Passing Yards: 393, at Wisconsin, Oct. 18, 2025
Pass Attempts: 42, at Wisconsin, Oct. 18, 2025
Pass Completions: 36, at Wisconsin, Oct. 18, 2025
Touchdown Passes: 4, three times, Most recent: Illinois., Sept. 26, 2026
Interceptions: 2, two times. Most recent: Miami (Fla.), Dec. 31, 2025

3 • JAMES SMITH

DT • Sr. • 6-2 • 314
Montgomery, Ala. (Carver / Alabama)
Follow on Social Media
Instagram: @d1_bk

SMITH'S CAREER DEFENSIVE STATISTICS

Year	G/S	UT	AT	Tot	TFL-Yd	Sk-Yd	FF	FR	INT	PD
2023*	9/0	1	1	2	0.0-0	0.0-0	0	1	0	0
2024*	13/0	9	11	20	3.5-16	1.0-13	0	0	0	2
2025*	15/12	17	11	28	6.5-20	2.5-11	0	0	0	1
2026	3/0	1	4	5	1.0-5	0.0-0	0	0	0	0
Tot.	**41/13**	**28**	**27**	**55**	**11.0-41**	**3.5-24**	**0**	**1**	**0**	**3**

SMITH'S CAREER GAME-BY-GAME STATISTICS

2023*	UT	AT	Tot	TFL-Y	Sk-Y	FF	FR	INT	PD
Middle Tenn.	1	0	1	0.0-0	0.0-0	0	0	0	0
USF	0	0	0	0.0-0	0.0-0	0	1	0	0
Ole Miss	0	0	0	0.0-0	0.0-0	0	0	0	0
Mississippi St.	0	0	0	0.0-0	0.0-0	0	0	0	0
Texas A&M	0	0	0	0.0-0	0.0-0	0	0	0	0
Arkansas	0	0	0	0.0-0	0.0-0	0	0	0	0
LSU	0	0	0	0.0-0	0.0-0	0	0	0	0
Kentucky	0	0	0	0.0-0	0.0-0	0	0	0	0
Chattanooga	0	1	1	0.0-0	0.0-0	0	0	0	0
2024*	**UT**	**AT**	**Tot**	**TFL-Y**	**Sk-Y**	**FF**	**FR**	**INT**	**PD**
Western Ky.	0	2	2	0.0-0	0.0-0	0	0	0	1
USF	0	0	0	0.0-0	0.0-0	0	0	0	1
Wisconsin	1	0	1	0.0-0	0.0-0	0	0	0	0
Georgia	1	0	1	0.0-0	0.0-0	0	0	0	0
Vanderbilt	3	0	3	1.0-1	0.0-0	0	0	0	0
South Carolina	0	0	0	0.0-0	0.0-0	0	0	0	0
Tennessee	0	0	0	0.0-0	0.0-0	0	0	0	0
Missouri	0	1	1	0.0-0	0.0-0	0	0	0	2
LSU	1	2	3	0.0-0	0.0-0	0	0	0	0
Mercer	1	1	2	0.5-1	0.0-0	0	0	0	0
Oklahoma	0	2	2	0.0-0	0.0-0	0	0	0	0
Auburn	0	0	0	0.0-0	0.0-0	0	0	0	1
Michigan	2	2	4	2.0-14	1.0-13	0	0	0	0
2025*	**UT**	**AT**	**Tot**	**TFL-Y**	**Sk-Y**	**FF**	**FR**	**INT**	**PD**
Florida St.	2	1	3	0.0-0	0.0-0	0	0	0	0
ULM	4	0	4	3.0-7	0.0-0	0	0	0	0
Wisconsin	1	1	2	0.0-0	0.0-0	0	0	0	0
Georgia	0	0	0	0.0-0	0.0-0	0	0	0	0
Vanderbilt	0	0	0	0.0-0	0.0-0	0	0	0	0
Missouri	0	1	1	0.0-0	0.0-0	0	0	0	0
Tennessee	2	5	7	1.0-2	1.0-2	0	0	0	0
South Carolina	2	0	2	1.0-2	0.0-0	0	0	0	0
LSU	1	0	1	0.0-0	0.0-0	0	0	0	1
Oklahoma	0	1	1	0.0-0	0.0-0	0	0	0	0
Eastern Ill.	0	0	0	0.0-0	0.0-0	0	0	0	0
Auburn	5	0	5	1.0-6	1.0-6	0	0	0	0
Georgia	0	1	1	0.5-3	0.5-3	0	0	0	1
Oklahoma	0	0	0	0.0-0	0.0-0	0	0	0	1
Indiana	0	0	0	0.0-0	0.0-0	0	0	0	0
2026	**UT**	**AT**	**Tot**	**TFL-Y**	**Sk-Y**	**FF**	**FR**	**INT**	**PD**
Ball St.	1	1	2	1.0-5	0.0-0	0	0	0	0
Texas	0	1	1	0.0-0	0.0-0	0	0	0	0
Kent St.	0	1	1	0.0-0	0.0-0	0	0	0	0
Illinois	0	1	1	0.0-0	0.0-0	0	0	0	0

** At University of Alabama*

4 • JEREMIAH SMITH

WR • Jr. • 6-3 • 223
Miami Gardens, Fla. (Chaminade-Madonna Prep)
Follow on Social Media
Twitter: @Jermiah_Smith1 • **Instagram:** @primetimejj_.4

SMITH'S CAREER RECEIVING STATISTICS

Year	GP/GS	Rec	Yds	TD	Y/C	LG
2024	16/15	76	1315	15	17.3	70
2025	13/13	87	1243	12	14.3	87
2026	4/4	33	617	7	18.7	72
Tot.	**32/31**	**196**	**3175**	**34**	**16.2**	**87**

SMITH'S CAREER GAME-BY-GAME STATISTICS

	Rushing				Receiving			
2024	**Att**	**Yds**	**TD**	**Lg**	**Rec**	**Yds**	**TD**	**Lg**
Akron	0	0	0	0	6	92	2	45
Western Mich.	0	0	0	0	5	119	1	70
Marshall	0	0	0	0	3	70	1	53
Michigan St.	1	19	1	19	5	83	1	27
Iowa	1	14	0	14	4	89	1	53
Oregon	0	0	0	0	9	100	1	38
Nebraska	0	0	0	0	3	70	1	60
Penn St.	0	0	0	0	4	55	0	18
Purdue	0	0	0	0	6	87	1	25
Northwestern	0	0	0	0	4	100	0	68
Indiana	1	12	0	12	3	34	0	13
Michigan	0	0	0	0	5	35	1	10
Tennessee	0	0	0	0	6	103	2	37
Oregon	1	5	0	5	7	187	2	45
Texas	0	0	0	0	1	3	0	3
Notre Dame	0	0	0	0	5	88	1	56
2025	**Att**	**Yds**	**TD**	**Lg**	**Rec**	**Yds**	**TD**	**Lg**
Texas	0	0	0	0	6	43	0	16
Grambling St.	0	0	0	0	5	119	2	87
Ohio	1	17	1	17	9	153	1	47
Washington	0	0	0	0	8	81	1	19
Minnesota	0	0	0	0	7	67	2	31
Illinois	1	3	0	3	5	42	1	18
Wisconsin	0	0	0	0	9	97	0	26
Penn St.	0	0	0	0	6	123	2	57
Purdue	0	0	0	0	10	137	1	35
UCLA	0	0	0	0	4	40	0	18
Michigan	0	0	0	0	3	40	1	35
Indiana	0	0	0	0	8	144	0	52
Miami (Fla.)	1	1	0	1	7	157	1	59
2026	**Att**	**Yds**	**TD**	**Lg**	**Rec**	**Yds**	**TD**	**Lg**
Ball State	0	0	0	0	8	151	2	48
Texas	0	0	0	0	8	164	1	43
Kent St.	0	0	0	0	5	85	0	23
Illinois	0	0	0	0	12	217	4	72

CAREER HIGHS

Receptions: 12, vs Illinois, Sept. 26, 2026
Receiving Yards: 187, vs. Oregon, Jan 1, 2025
Touchdowns: 4, vs. Illinois, Sept 26, 2026

53 • WILL SMITH JR.

DL • Sr. • 6-4 • 292
Dublin, Ohio (Coffman)
Follow on Social Media
Twitter: @iwillsmithjr • **Instagram:** @iwillsmithjr

SMITH'S CAREER DEFENSIVE STATISTICS

Year	G/S	UT	AT	Tot	TFL-Yd	Sk-Yd	FF	FR	INT	PD
2024	7/0	1	0	1	0.0-0	0.0-0	0	0	0	0
2025	13/0	9	11	20	0.0-0	0.0-0	0	0	0	0
2026	4/0	4	5	8	1.5-4	0.5-2	0	0	0	0
Tot.	**24/0**	**13**	**16**	**29**	**1.5-4**	**0.5-2**	**0**	**0**	**0**	**0**

SMITH'S CAREER GAME-BY-GAME STATISTICS

2024	**UT**	**AT**	**Tot**	**TFL-Y**	**Sk-Y**	**FF**	**FR**	**INT**	**PD**
Akron	0	0	0	0.0-0	0.0-0	0	0	0	0
Western Mich.	0	0	0	0.0-0	0.0-0	0	0	0	0
Marshall	0	0	0	0.0-0	0.0-0	0	0	0	0
Purdue	0	0	0	0.0-0	0.0-0	0	0	0	0
Northwestern	0	0	0	0.0-0	0.0-0	0	0	0	0
Indiana	1	0	0	0.0-0	0.0-0	0	0	0	0
Tennessee	0	0	0	0.0-0	0.0-0	0	0	0	0
2025	**UT**	**AT**	**Tot**	**TFL-Y**	**Sk-Y**	**FF**	**FR**	**INT**	**PD**
Texas	0	2	2	0.0-0	0.0-0	0	0	0	0
Grambling St.	0	0	0	0.0-0	0.0-0	0	0	0	0
Ohio	1	2	3	0.0-0	0.0-0	0	0	0	0
Washington	1	0	1	0.0-0	0.0-0	0	0	0	0
Minnesota	2	0	2	0.0-0	0.0-0	0	0	0	0
Illinois	0	2	2	0.0-0	0.0-0	0	0	0	0
Wisconsin	1	0	1	0.0-0	0.0-0	0	0	0	0
Penn St.	1	1	2	0.0-0	0.0-0	0	0	0	0
Purdue	0	1	1	0.0-0	0.0-0	0	0	0	0
UCLA	1	0	1	0.0-0	0.0-0	0	0	0	0
Rutgers	2	1	3	0.0-0	0.0-0	0	0	0	0
Indiana	0	0	0	0.0-0	0.0-0	0	0	0	0
Miami (Fla.)	0	2	2	0.0-0	0.0-0	0	0	0	0
2026	**UT**	**AT**	**Tot**	**TFL-Y**	**Sk-Y**	**FF**	**FR**	**INT**	**PD**
Ball St.	0	1	1	0.0-0	0.0-0	0	0	0	0
Texas	0	1	1	0.0-0	0.0-0	0	0	0	0
Kent St.	2	3	5	0.5-2	0.5-2	0	0	0	0
Illinois	1	0	1	1.0-2	0.0-0	0	0	0	0

9 • TAVIEN ST. CLAIR

QB • So. • 6-4 • 230
Bellefontaine, Ohio (Bellefontaine)
Follow on Social Media
Instagram: @tavienstclair

ST. CLAIR'S CAREER PASSING STATISTICS

Year	G/S	Cmp	Att	Int	Yds	TD	Pct	Lg
2025	1/0	0	2	0	0	0	0.0	0
2026	2/0	5	7	0	52	1	71.4	15
Tot.	**2/0**	**5**	**9**	**0**	**52**	**1**	**55.6**	**0**

ST. CLAIR'S CAREER GAME-BY-GAME STATISTICS

2025	**Start**	**Cmp**	**Att**	**Int**	**Pct**	**Yards**	**TD**
Grambling St.		0	2	0	0.0	0	0
2026	**Start**	**Cmp**	**Att**	**Int**	**Pct**	**Yards**	**TD**
Ball St.		5	6	0	83.3	52	1
Kent St.		0	1	0	0	0	0

55 • JOHN WALKER

DT • Sr. • 6-3 • 303
Kissimmee, Fla. (Osceola / UCF)
Follow on Socia5Media
Instagram: @55problems_

WALKER'S CAREER DEFENSIVE STATISTICS

Year	G/S	UT	AT	Tot	TFL-Yd	Sk-Yd	FF	FR	INT	PD
2023*	13/1	14	10	24	5.0-7	0.5-0	0	0	0	2
2024*	0/0	0	0	0	0.0-0	0.0-0	0	0	0	0
2025*	12/12	16	23	39	3.0-10	1.0-0	1	0	0	0
2026	4/4	6	3	9	0.0-0	0.0-0	0	0	0	0
Tot.	**29/17**	**36**	**36**	**71**	**8.0-17**	**1.5-0**	**1**	**0**	**0**	**2**

WALKER'S CAREER GAME-BY-GAME STATISTICS

2023*	UT	AT	Tot	TFL-Y	Sk-Y	FF	FR	INT	PD
Kent St.	1	1	2	0.0-0	0.0-0	0	0	0	0
Boise St.	0	1	1	0.0-0	0.0-0	0	0	0	0
Villanova	3	2	5	2.0-0	0.0-0	0	0	0	0
Kansas St.	1	0	1	0.0-0	0.0-0	0	0	0	2
Baylor	1	0	1	1.0-0	0.0-0	0	0	0	0
Kansas	3	0	3	0.0-0	0.0-0	0	0	0	0
Oklahoma	0	0	0	0.0-0	0.0-0	0	0	0	0
West Virginia	1	2	3	0.0-0	0.0-0	0	0	0	0
Cincinnati	0	2	2	1.0-0	0.5-0	0	0	0	0
Oklahoma St.	2	2	4	0.0-0	0.0-0	0	0	0	0
Texas Tech	1	0	1	0.0-0	0.0-0	0	0	0	0
Houston	0	0	0	0.0-0	0.0-0	0	0	0	0
Georgia Tech	1	0	1	0.0-0	0.0-0	0	0	0	0
2024*	**UT**	**AT**	**Tot**	**TFL-Y**	**Sk-Y**	**FF**	**FR**	**INT**	**PD**
Did not see game action due to injury									
2025*	**UT**	**AT**	**Tot**	**TFL-Y**	**Sk-Y**	**FF**	**FR**	**INT**	**PD**
Jacksonville St.	1	2	3	0.5-0	0.0-0	0	0	0	0
N.C. A&T	1	3	4	0.0-0	0.0-0	0	0	0	0
North Carolina	2	0	2	0.0-0	0.0-0	0	0	0	0
Kansas St.	0	0	0	0.0-0	0.0-0	0	0	0	0
Kansas	1	1	2	0.0-0	0.0-0	0	0	0	0
Cincinnati	0	4	4	0.5-0	0.0-0	0	0	0	0
West Virginia	5	2	7	1.0-0	1.0-0	1	0	0	0
Baylor	1	2	3	0.0-0	0.0-0	0	0	0	0
Houston	4	3	7	1.0-0	0.0-0	0	0	0	0
Texas Tech	1	1	2	0.0-0	0.0-0	0	0	0	0
Oklahoma St.	0	3	3	0.0-0	0.0-0	0	0	0	0
BYU	0	3	3	0.0-0	0.0-0	0	0	0	0
2026	**UT**	**AT**	**Tot**	**TFL-Y**	**Sk-Y**	**FF**	**FR**	**INT**	**PD**
Ball St.	1	0	1	0.0-0	0.0-0	0	0	0	0
Texas	2	2	4	0.0-0	0.0-0	0	0	0	0
Kent St.	0	1	1	0.0-0	0.0-0	0	0	0	0
Illinois	3	0	3	0.0-0	0.0-0	0	0	0	0

** At University of Central Florida*

84 • HUNTER WELCING

TE • 5th • 6-3 • 246

Deer Park, Ill. (Lake Zurich / Northwestern)

Follow on Social Media

Instagram: @hunter.welcing

WELCING'S CAREER RECEIVING STATISTICS

Year	GP/GS	Rec	Yds	TD	Y/C	LG
2021*	4/0	0	0	0	0	0
2022*	1/1	0	0	0	0	0
2023*	8/0	0	0	0	0	0
2024*	12/0	1	20	0	20.0	20
2025*	13/10	28	296	2	10.6	36
2026	4/0	1	4	0	4.0	4
Tot.	**42/11**	**30**	**320**	**2**	**10.9**	**36**

WELCING'S CAREER GAME-BY-GAME STATISTICS

	Rushing				Receiving			
2021*	**Att**	**Yds**	**TD**	**Lg**	**Rec**	**Yds**	**TD**	**Lg**
Ohio	0	0	0	0	0	0	0	0
Michigan	0	0	0	0	0	0	0	0
Minnesota	0	0	0	0	0	0	0	0
Wisconsin	0	0	0	0	0	0	0	0
2022*	**Att**	**Yds**	**TD**	**Lg**	**Rec**	**Yds**	**TD**	**Lg**
No Stats Available								
2023*	**Att**	**Yds**	**TD**	**Lg**	**Rec**	**Yds**	**TD**	**Lg**
Rutgers	0	0	0	0	0	0	0	0
UTEP	0	0	0	0	0	0	0	0
Duke	0	0	0	0	0	0	0	0
Minnesota	0	0	0	0	0	0	0	0
Penn St.	0	0	0	0	0	0	0	0
Howard	0	0	0	0	0	0	0	0
Purdue	0	0	0	0	0	0	0	0
Illinois	0	0	0	0	0	0	0	0
2024*	**Att**	**Yds**	**TD**	**Lg**	**Rec**	**Yds**	**TD**	**Lg**
Miami (Ohio)	0	0	0	0	0	0	0	0
Duke	0	0	0	0	0	0	0	0
Eastern Ill.	0	0	0	0	1	20	0	20
Washington	0	0	0	0	0	0	0	0
Indiana	0	0	0	0	0	0	0	0
Maryland	0	0	0	0	0	0	0	0
Wisconsin	0	0	0	0	0	0	0	0
Iowa	0	0	0	0	0	0	0	0
Purdue	0	0	0	0	0	0	0	0
Ohio St.	0	0	0	0	0	0	0	0
Michigan	0	0	0	0	0	0	0	0
Illinois	0	0	0	0	0	0	0	0
2025*	**Att**	**Yds**	**TD**	**Lg**	**Rec**	**Yds**	**TD**	**Lg**
Tulane	0	0	0	0	1	2	0	2
Western Ill.	0	0	0	0	2	34	1	28
Oregon	0	0	0	0	2	19	0	12
UCLA	0	0	0	0	1	22	0	22
ULM	0	0	0	0	4	32	0	17
Penn St.	0	0	0	0	0	0	0	0
Purdue	0	0	0	0	2	18	1	15
Nebraska	0	0	0	0	2	29	0	22
USC	0	0	0	0	2	2	0	6
Michigan	0	0	0	0	4	81	0	36
Minnesota	0	0	0	0	3	29	0	15
Illinois	0	0	0	0	4	15	0	5
Central Mich.	0	0	0	0	1	13	0	13
2026	**Att**	**Yds**	**TD**	**Lg**	**Rec**	**Yds**	**TD**	**Lg**
Ball St.	0	0	0	0	0	0	0	0
Kent State	0	0	0	0	0	0	0	0
Illinois	0	0	0	0	1	4	0	4

** At Northwestern University*

32 • ISAIAH WEST

RB • So. • 5-10 • 210

Philadelphia, Pa. (St. Joseph's Prep)

Follow on Social Media

Twitter: @IsaiahWest_12

WEST'S CAREER RUSHING STATISTICS

Year	GP/GS	Att	Yds	TD	Y/C	LG
2025	10/0	59	310	2	5.3	38
2026	4/0	15	59	1	3.9	14
Tot.	**14/0**	**74**	**369**	**3**	**5.0**	**38**

WEST'S CAREER GAME-BY-GAME STATISTICS

	Rushing				Receiving			
2025	**Att**	**Yds**	**TD**	**Lg**	**Rec**	**Yds**	**TD**	**Lg**
Grambling St.	8	42	1	12	0	0	0	0
Minnesota	1	3	0	3	0	0	0	0
Illinois	3	4	0	3	0	0	0	0
Wisconsin	9	55	0	15	0	0	0	0
Penn St.	4	17	0	5	0	0	0	0
Purdue	9	60	0	16	0	0	0	0
UCLA	8	61	1	38	2	12	0	12
Rutgers	8	48	0	28	0	0	0	0
Michigan	6	20	0	14	0	0	0	0
Indiana	3	4	0	4	0	0	0	0
2026	**Att**	**Yds**	**TD**	**Lg**	**Rec**	**Yds**	**TD**	**Lg**
Ball St.	5	27	0	14	3	18	0	9
Texas	2	7	0	5	0	0	0	0
Kent St.	6	13	1	8	0	0	0	0
Illinois	2	15	0	12	0	0	0	0

THE LAST TIME...

TEAM

Scored 70 points
70, vs. Grambling State (9/6/2025)

Scored 60 points
63, vs. Western Kentucky (9/16/2023)

Scored 50 points in a half
55, vs. Florida A&M (9/21/2013)

Scored six TDs in a Quarter
vs. Miami (Ohio) (9/21/2019)

Scored five TDs in a Quarter
vs. Western Kentucky (9/16/2023)

Both teams combined for 100 points
101 (Ohio State 62, Michigan 39 // 11/24/2018)

Both teams combined for 60 pts. in a 1st half
62 (Ohio State 45, Purdue 17 // Nov. 13, 2021)

Both teams combined for 60 pts. in a 2nd half
63 (Ohio State 28, Indiana 35 // Oct. 13, 2012)

Four Consecutive 50-point games
2021: Akron (59), at Rutgers (52), Maryland (66), at Indiana (54)

Rushed for over 500 yards
511, vs. Northwestern (Oct. 28, 1978)

Rushed for over 400 yards
410, vs. Rutgers (Oct. 1, 2016)

Passed for over 400+ yards
434, vs. Ball State (9/5/2026)

Passed for 7 TDs
vs. Miami (Ohio), Justin Fields (4), Chris Chugunov (2), Gunnar Hoak (9/21/2017)

Completed passes to 15 different receivers
vs. Ball State (Julian Sayin/Luke Fahey/Tavien St. Clair/ 9/5/26)

Rushed and Passed for over 300 yards
Rush - 156, Pass - 367, vs. Illinois (9/26/2026)

Had over 700 yards in total offense
763 (R-281, P-482), vs. Toledo (9/17/2022)

Had over 400 yards in a half
406, vs. Western Michigan (9/7/2024; first half)

Had 600 or more yards of total offense
671 (R-237, P-434), vs. Ball State (9/5/2026)

Scored on first offensive play
at Penn State (10/27/2001), Michael Jenkins 66-yard TD pass from Steve Bellisari

Won game on final offensive play
vs. Marshall (9/11/2004), Mike Nugent, 55-yard FG, 0:00

Recorded a safety
vs. Indiana (10/23/2021)

Recorded two safeties in a game
vs. Purdue (9/10/2001)

Scored 2-point conversion
Barrett rush vs. Indiana (8/31/2017)

Scored two 2-point conversions
J. Hall (reception) and K. Guiton (rush) vs. Buffalo (8/31/2013)

Rushed for 6 touchdowns
vs. Western Michigan (9/7/2024)

Forced 6 turnovers
vs. Iowa (3 INT/3 fumbles // 10/22/2022)

Forced 5 turnovers
vs. Ohio (3 INT/2 fumbles // 9/18/2010)

Record INT on first play of game
vs. Iowa (10/22/2022)

Recorded two defensive TDs
vs. Akron; Lathan Ransom (27 yd fumble rec.), Gabe Powers (29 yd. INT return) (8/31/2024)

Recorded four defensive TDs
vs. Fresno State (2 FMB/2 INT rets. // 9/2/2000)

Intercepted 4 passes
vs. Tulsa (9/10/2016)

Zero Punts in a game
vs. Ohio (9/13/2025)

Zero Sacks allowed in a game
vs. Illinois (9/26/2026)

Zero Sacks Allowed (back-to-back games)
vs Minnesota (10/4/2025), at Illinois (10/11/2025)

Held opponent to 0 rush yards
vs. Northwestern (9/22/2007 // 33 att./0 yds)

Held opponent to negative rush yds
vs. Oregon (1/1/2025 // 28 att./-23 yds)

Recorded a shutout
at Wisconsin (10/18/2025; 34-0)

Recorded a shutout and allowed less than 100 total yards
vs. Western Michigan (9/7/2024; 0 pts. and 99 yds. allowed)

Recorded more points than plays
vs. Grambling (70 pts./66 plays // 9/6/2025)

Scored on 10 consecutive possessions
vs. Florida A&M (9/21/2013)

Had a scoring drive of 15 or more plays
19, vs. Illinois (9/26/2026) - resulted in a TD

Came back from 15-plus points down to win
(31-17 3rd Qtr) vs. Maryland (11/17/2018)

Lost a 20-point lead
at Texas (9/12/2026, led 23-3)

Completed less than 5 passes
at Illinois (1 of 4, 10/15/2011)

Last Overtime Game
at Maryland (W, 52-51 on 11/17/2018)

Last Overtime Loss
at Purdue (L, 26-23 on 11/11/2011)

INDIVIDUAL

Rushed for over 300 yards
Trey Sermon (331 yards, 29 attempts vs. Northwestern, 12/19/2020)

Rushed for over 200 yards

TreVeyon Henderson (270 yards, 23 attempts vs. Tulsa, 9/18/2021)

Rushed for 200 yards in consecutive games
Ezekiel Elliott (220 vs. Wisconsin; 230 vs. Alabama; 246 vs. Oregon in 2014-15)

Rushed for 100 yards in a quarter
TreVeyon Henderson (173 yards on 8 attempts vs Tulsa, 9/18/2021; third quarter)

Rushed for 200 yards in a half
T. Henderson (207 yards, 10 attempts vs. Tulsa, 9/18/2021)

Rushed for 5 TDs
Miyan Williams, Rutgers (Oct. 1, 2022)

Rushed for 4 TDs
J.K. Dobbins vs. Michigan (Nov. 30, 2019)

Quarterback rushed for 3 TDs
Dwayne Haskins at Maryland (Nov. 17, 2018)

Two players rushed for 100 yards
Miyan Williams (147) & Dallan Hayden (102), vs Indiana (11/12/2022)

Three players rushed for 100 yards
vs. Indiana (11/5/2011); Dan Herron 141, 14 att; Braxton Miller 105, 14 att; Carlos Hyde 105, 15 att.

Two players combined for over 400 rush yards
Carlos Hyde (246) & Braxton Miller (184), at Illinois (11/16/2013)

Two 100-yard rushers/one 100-yard receiver
vs Indiana (11/12/2022); Williams (147 rush), Hayden (102 rush), Harrison Jr. (135 receiving)

Two 100-yard receivers/one 100-yd. rusher
vs Ohio (9/13/2025); Jackson (109 rush), Smith (153 receiving), Tate (101 receiving)

Three 100-yard receivers
Toledo (9/17/2022); Egbuka (116), Harrison Jr. (102), Ballard (113)

300-yard passer, 100-yard rusher, 100-yard receiver
vs Penn State (11/1/2025); Sayin (316 pass), Jackson (105 rush), Smith (123 rec.), Tate (124 rec.)

Four players rushed for TDs
vs. Grambling State (9/6/2025); Bo Jackson, C.J. Donaldson, Isaiah West, Sam Dixon

Six players caught a TD
vs. Miami, Ohio (9/21/2019); Chris Olave (2), K.J. Hill, Jameson Williams, Binjimen Victor, Garret Wilson, Marcus Crowley

Five players caught a TD
at Rutgers (11/16/2019); Binjimen Victor, K.J. Hill, Jaelen Gill, Luke Farrell, Jake Hausmann

100+ yards rushing, 200+ passing
J.T. Barrett (101 rush, 223 pass) at Rutgers (10/24/2015)

400+ yards total offense
C.J. Stroud 583 (10 rush, 573 pass) vs. Utah (1/1/2022)

Scored TDs rushing, receiving, return
Ted Ginn, Jr. (1 rushing, 1 punt return, 1 receiving) vs. Michigan State (11/6/2004)

Passed for 400-499
C.J. Stroud (573) vs Utah (1/1/2022)

Passed for 6 TDs
C.J. Stroud, at Michigan State (10/8/2022)

Passed for 6 TDs in one half
C.J. Stround (1st), vs. Michigan State (11/20/2021)

Accounted for 7 TDs
J.T. Barrett, vs. Nebraska (10/14/2017)

Had 40+ pass attempts
Julian Sayin (42) vs. Wisconsin (10/18/2025)

Had 30+ pass completions
Julian Sayin (36) vs. Wisconsin (10/18/2025)

Wide receiver threw a TD pass
Evan Spencer to Michael Thomas vs. Alabama (1/1/2015)

Running back threw a TD pass
Jordan Hall vs. Eastern Michigan (9/25/2010)

100+ yards rushing and 100+ yards receiving
Keith Byars vs. Purdue (191 yds. rushing; 102 yds. receiving // 10/5/1984)

Had 10+ receptions
Jeremiah Smith (12) vs. Illinois (9/26/2026)

Had over 200 yards receiving
Jeremiah Smith (217), vs. Illinois (9/26/2026)

Had 3 TD receptions
Jeremiah Smith, vs. Illinois (9/26/2026)

Had 4 TD receptions
Jeremiah Smith, vs. Illinois (9/26/2026)

Tight end had over 100 yards receiving
Max Klaire (105), vs Rutgers (11/22/2025)

Tight end caught 2 TDs
Cade Stover, vs. Purdue (10/14/2023)

Two tight ends caught TD passes
Will Kacmarek, Jelani Thurman vs. Grambling (9/6/2025)

True Freshman scored on 1st catch
Legend Bey vs. Ball State (9/5/2026)

Intercepted 3 passes
Damon Moore, at Iowa (10/26/1996)

Intercepted 2 passes
J.T. Tuimoloau, at Penn State (10/29/2022)

Intercepted pass in 4 consecutive games
James Laurinaitis (LB), vs. Texas, Cincinnati, Penn State and Iowa, 2006

Returned KO for TD
Lorenzo Styles Jr. (100), vs. UCLA (11/15/2025)

Returned KO 100-yards for TD
Lorenzo Styles Jr., vs. UCLA (11/15/2025)

Returned punt for TD
Caleb Downs (79), vs. Indiana (11/23/2024)

Returned a punt for TD in consecutive games
Ted Ginn, Jr. (57 yds. vs. Penn State, 10/30/2004; 60 yds. at Michigan State, 11/6/2004)

Returned 2 punts for TDs/same game
Michael Jenkins, Donte Whitner vs. Iowa (10/18/2003)

Returned 2 punts for TDs/same game same individual
Garcia Lane (63, 71), vs. Purdue (10/8/1983)

Returned INT for TD
Gabe Powers (29), vs. Akron (8/31/2024)

Returned 2 INTs for TD
Damon Webb (36 yds) and Malik Hooker (48 yds), vs. Nebraska (11/5/2016)

Returned two fumbles for TD
Thaddeus Gibson (69), Jermale Hines (48) at Michigan State (10/18/2008)

Recovered fumble for TD
Jamir Perez, 11-yards vs. Kent State (9/20/2026)

Scored Defensive PAT
Brian Rolle (99 int), vs. Navy (9/5/2009)

Allowed Defensive PAT
Jakorian Bennett, Maryland (11/19/2022)

Blocked a field goal
Chase Young, vs. Cincinnati (9/7/2019)

Blocked a PAT
Haskell Garrett, vs. Rutgers (10/2/2021)

Blocked 2 FGs in game
Nate Salley, Ashton Youboty, vs. Michigan St. (10/15/2005)

Blocked FG return for TD
Ashton Youboty (72), vs. Michigan St. (10/15/2005)

Blocked a punt
David Adolph, vs. Northwestern (11/16/2024)

Returned/Recovered a blocked punt for TD
Sevyn Banks (33 yds) vs. Michigan (11/24/2018)

Recorded 20-tackle game
Ryan Shazier vs. Indiana (11/23/2013)

Recorded 5.0 TFL
Caden Curry vs. Washington (9/27/2025)

Recorded 4.0 Sacks
Chase Young vs. Wisconsin (10/26/2019)

Recorded 5 pass breakups
Denzel Ward at Indiana (8/31/2017)

Forced 2 fumbles, game
Chase Young vs. Miami (Ohio) (9/21/2019)

Kicked 5+ field goals
(5) Devin Barclay vs. Miami Fla. (9/11/2010)

Kicked 4 field goals
Noah Ruggles vs. Iowa (10/22/2022)

Kicked 3 40+ FGs in one game
Mike Nugent (50, 46, 47) at N.C. State (9/18/2004)

Kicked 50+ FG
Blake Haubeil (55) vs. Northwestern (10/18/2019)

Team Kicked two 50+ FGs in one game
Ryan Pretorius (50), Aaron Pettrey (54) vs. Youngstown State (8/30/2008)

Indvidual Kicked back-to-back 50 yd. FGs
Mike Nugent (55 vs. Marshall 9/11/2004; 50 vs. N.C. State (9/18/2004)

Kicked 80+ punt
Karl Edwards (87), at Illinois (10/15/1983)

Kicked 70-79 punt
Jesse Mirco (72), Penn State (10/21/2023)

Played Off./Def. in same game
Rashod Berry (TE/DE), vs. Michigan (11/30/2019)

Started on offense and defense in the same game
Chris Gamble (WR/CB), vs. Purdue (11/15/2003)

CHARTING THE BUCKEYES

ALL-TIME WINS

Rk.	School	Wins
1.	Michigan	1,024
2.	**Ohio State**	**993**
3.	Alabama	989
4.	Notre Dame	976
5.	Texas	975

ALL-TIME WINNING PERCENTAGE

Rk.	School	Pct.
1.	**Ohio State**	**.737 (993-338-53)**
2.	Alabama	.734 (989-345-43)
	Notre Dame	.734 (976-341-42)
4.	Michigan	.732 (1,024-363-36)
5.	Boise State	.724 (514-195-2)

MOST FIRST ROUND NFL DRAFT PICKS

Rk.	School	First Rd. Draft Picks
1.	**Ohio State**	**99**
2.	USC	87
3.	Alabama	86
4.	Notre Dame	73
5.	Miami (Fla.)	71

MOST OVERALL NFL DRAFT PICKS

Rk.	School	NFL Draft Picks
1.	Notre Dame	544
2.	USC	539
3.	**Ohio State**	**515**
4.	Michigan	427
5.	Oklahoma	426

BEST HOME RECORD 2016-PRESENT

Rk.	School	Record (Pct.)
1.	**Ohio State**	**68-4 (.944)**
	Alabama	68-4 (.944)
3.	Georgia	59-5 (.922)
4.	Oregon	60-7 (.896)
5.	Michigan	64-10 (.865)

BEST ROAD RECORD 2016-PRESENT

Rk.	School	Record (Pct.)
1.	Georgia	36-6 (.857)
2.	**Ohio State**	**43-8 (.843)**
3.	Alabama	38-9 (.809)
4.	Clemson	40-10 (.800)
5.	Notre Dame	29-12 (.707)

OVERALL WINS - 2014-PRESENT (POWER 4)

Rk.	School	Record
1.	Alabama	150
2.	**Ohio State**	**143**
3.	Georgia	140
3.	Clemson	139
5.	Notre Dame	123
6.	Oklahoma	119
7.	Oregon	118
	Boise State	118
9.	Michigan	113
10.	Penn State	109

CONFERENCE WINS - 2010-PRESENT (POWER 4)

Rk.	School	Record
1.	**Ohio State (Big Ten)**	**126-16 (.887)**
2.	Alabama (SEC)	123-19 (.866)
3.	Clemson (ACC)	116-24 (.829)
4.	Oregon (Pac 12/Big Ten)	114-35 (.765)
5.	Georgia (SEC)	108-34 (.761)
6.	Oklahoma (Big XII/SEC)	109-37 (.747)
7.	Michigan (Big Ten)	96-43 (.691)
8.	USC (Pac 12/Big Ten)	95-51 (.651)
9.	LSU (SEC)	89-48 (.650)
10.	Wisconsin (Big Ten)	90-52 (.634)

10-WINS SEASON - SINCE 2000 (POWER 4)

Rk.	School	10-Win Seasons
1.	**Ohio State**	**20**
2.	Oklahoma	19
3.	Alabama	17
4.	Boise State	16
5.	Georgia	14

BOWL GAMES - SINCE 2000 (CURRENT BIG TEN)

Rk.	School	Bowl Games
1.	**Ohio State**	**29**
2.	Oregon	24
3.	Wisconsin	23
4.	Michigan	22
5.	Iowa	21

BOWL WINS - SINCE 2000 (POWER 4)

Rk.	School	Bowl Record
1.	Georgia	20-8
2.	Alabama	18-10
3.	**Ohio State**	**17-13**
4.	LSU	17-8
5.	Clemson	15-13

2026 STATISTICS

SCORE BY QTRS.	1st	2nd	3rd	4th	OT	Total
Ohio State	59	52	24	45	-	180
Opponents	7	9	3	30	-	49

TEAM STATISTICS	OSU	OPP
SCORING	**180**	**49**
Points Per Game	45.0	12.3
Points Off Turnovers	31	3
FIRST DOWNS	**103**	**69**
Rushing	34	28
Passing	66	35
Penalty	3	6
RUSHING YARDAGE	**627**	**456**
Yards gained rushing	691	556
Yards lost rushing	64	100
Rushing Attempts	136	131
Average Per Rush	4.6	3.5
Average Per Game	156.8	114.0
TDs Rushing	10	3
PASSING YARDAGE	**1461**	**641**
Comp-Att-Int	97-133-4	72-133-3
Average Per Pass	11.0	4.8
Average Per Catch	15.1	8.9
Average Per Game	365.3	160.3
TDs Passing	13	2
TOTAL OFFENSE	**2088**	**1097**
Total Plays	269	264
Average Per Play	7.8	4.2
Average Per Game	522.0	274.3
KICK RETURNS: #-Yards	**3-46**	**6-78**
PUNT RETURNS: #-Yards	**11-56**	**2-11**
INT RETURNS: #-Yards	**3-17**	**4-48**
KICK RETURN AVERAGE	**15.3**	**13.0**
PUNT RETURN AVERAGE	**5.1**	**5.5**
INT RETURN AVERAGE	**5.7**	**12.0**
FUMBLES-LOST	**0-0**	**5-3**
PENALTIES-Yards	**23-200**	**24-179**
Average Per Game	50.0	44.8
PUNTS-Yards	**9-374**	**21-894**
Average Per Punt	41.6	42.6
Net punt average	38.1	41.4
KICKOFFS-Yards	**31-1884**	**13-745**
Average Per Kick	60.8	57.3
Net kick average	40.6	41.3
TIME OF POSSESSION/Game	**29:58**	**30:02**
3RD-DOWN Conversions	**20/45**	**22/60**
3rd-Down Pct	44%	37%
4TH-DOWN Conversions	**6/9**	**3/9**
4th-Down Pct	67%	33%
SACKS BY-Yards	**7-47**	**5-33**
MISC YARDS	**0**	**0**
TOUCHDOWNS SCORED	**24**	**5**
FIELD GOALS-ATTEMPTS	**4-5**	**5-5**
ON-SIDE KICKS	**0-0**	**1-1**
RED-ZONE SCORES	**(19-21) 90%**	**(5-7) 71%**
RED-ZONE TOUCHDOWNS	**(16-21) 76%**	**(3-7) 43%**
PAT-ATTEMPTS	**(24-24) 100%**	**(4-4) 100%**
ATTENDANCE	**302,581**	**105,044**
Games/Avg Per Game	3/100,860	1/105,044
Neutral Site Games	-	0/0

DATE	OPPONENT	RESULT	SCORE	OVERALL	CONF.	TIME	ATTEND
Sept. 5	BALL STATE	W	56-3	1-0-0	0-0-0	3:17	101,120
Sept. 12	at #4 TEXAS	L	23-24	1-1-0	0-0-0	3:24	105,044
Sept. 19	KENT STATE	W	59-3	2-1-0	0-0-0	5:21	100,009
Sept. 26	ILLINOIS	W	42-19	3-1-0	1-0-0	3:26	101,452
Oct. 3	at IOWA	-	--	--	--	--	--
Oct. 10	MARYLAND	-	--	--	--	--	--
Oct. 17	at INDIANA	-	--	--	--	--	--
Oct. 31	at USC	-	--	--	--	--	--
Nov. 7	OREGON	-	--	--	--	--	--
Nov. 14	NORTHWESTERN	-	--	--	--	--	--
Nov. 21	at NEBRASKA	-	--	--	--	--	--
Nov. 28	MICHIGAN	-	--	--	--	--	--

RUSHING	G	Att.	Gain	Loss	Net.	Avg.	TDs	Long	Avg/G
Bo Jackson	4	50	301	18	283	5.7	2	65	70.8
Ja'Kobi Jackson	4	31	206	0	206	6.6	5	49	51.5
Isaiah West	4	15	63	4	59	3.9	1	14	14.8
Legend Bey	3	8	37	0	37	4.6	0	24	12.3
Favour Akih	2	8	20	7	13	1.6	0	5	6.5
Stanley Jackson Jr.	1	2	8	0	8	4.0	0	5	8.0
Tavien St. Clair	2	2	8	0	8	4.0	0	7	4.0
Julian Sayin	4	16	40	33	7	0.4	2	8	1.8
Jeremiah Smith	4	1	5	0	5	5.0	0	5	1.3
Luke Fahey	2	1	3	0	3	3.0	0	3	1.5
TEAM	4	2	0	2	-2	-1.0	0	0	-0.5
Total	**4**	**136**	**691**	**64**	**627**	**4.6**	**10**	**65**	**156.8**
Opponents	**4**	**131**	**556**	**100**	**456**	**3.5**	**3**	**37**	**114.0**

PASSING	G	Effic.	Cmp-Att-Int	Pct.	Yds.	TD	Lng	Avg/G
Julian Sayin	4	187.2	83-115-1	72.2	1206	10	72	301.5
Luke Fahey	2	260.5	9-11-2	81.8	203	2	75	101.5
Tavien St. Clair	2	152.4	5-7-1	71.4	52	1	15	26.0
Total	**4**	**191.4**	**97-133-4**	**72.9**	**1461**	**13**	**75**	**365.3**
Opponents	**4**	**95.1**	**72-133-3**	**54.1**	**641**	**2**	**33**	**160.3**

RECEIVING	G	No.	Yds	Avg	TD	Long	Avg/G
Jeremiah Smith	4	33	617	18.7	7	72	154.3
Devin McCuin	4	13	165	12.7	1	22	41.3
Bo Jackson	4	9	66	7.3	0	13	16.5
Brandon Inniss	4	8	133	16.6	1	49	33.3
Nate Roberts	4	8	83	10.4	1	24	20.8
Brock Boyd	4	6	110	18.3	0	39	27.5
Phillip Bell	4	5	66	13.2	0	20	16.5
Mason Williams	4	3	35	11.7	0	23	8.8
Isaiah West	4	3	18	6.0	0	9	4.5
Chris Henry Jr.	4	3	105	35.0	2	75	26.3
Legend Bey	3	2	37	18.5	1	25	12.3
Hunter Welcing	2	1	4	4.0	0	4	2.0
Maxence LeBlanc	4	1	6	6.0	0	6	1.5
Brody Lennon	2	1	4	4.0	0	4	2.0
Jerquaden Guilford	2	1	12	12.0	0	12	6.0
Total	**4**	**97**	**1461**	**15.1**	**13**	**75**	**365.3**
Opponents	**4**	**72**	**641**	**8.9**	**2**	**33**	**160.3**

SCORING	TDS	FGS	PATs KICK	PATs RUSH	PATs RCV.	PATs PASS	PATs DXP	SAF.	PTS.
Smith, Jeremiah	7	-	-	-	-	-	-	-	42
Hawkins, Connor	-	4-5	23-23	-	-	-	-	-	35
Jackson, Ja'Kobi	5	-	-	-	-	-	-	-	30
Sayin, Julian	2	-	-	-	-	-	-	-	12
Jackson, Bo	2	-	-	-	-	-	-	-	12
Henry Jr., Chris	2	-	-	-	-	-	-	-	12
Inniss, Brandon	1	-	-	-	-	-	-	-	6
McCuin, Devin	1	-	-	-	-	-	-	-	6
West, Isaiah	1	-	-	-	-	-	-	-	6
Roberts, Nate	1	-	-	-	-	-	-	-	6
Bey, Legend	1	-	-	-	-	-	-	-	6
Perez, Jamir	1	-	-	-	-	-	-	-	6
Peterson, Cooper	-	-	1-1	-	-	-	-	-	1
Total	**24**	**4-5**	**24-24**	**0**	**0**	**0**	**0**	**0**	**180**
Opponents	**5**	**5-5**	**4-4**	**0**	**0**	**0**	**0**	**0**	**49**

TOTAL OFFENSE	G	Plays	Rush	Pass	Total	Avg/G
Julian Sayin	4	131	7	1206	1213	303.3
Bo Jackson	4	50	283	0	283	70.8
Ja'Kobi Jackson	4	31	206	0	206	103.0
Luke Fahey	2	12	3	203	206	103.0
Tavien St. Clair	2	9	8	52	60	30.0
Isaiah West	4	15	59	0	59	14.8
Legend Bey	3	8	37	0	37	12.3
Favour Akih	2	8	13	0	13	13.0
Stanley Jackson Jr.	1	2	8	0	8	8.0
Jeremiah Smith	4	1	5	0	5	1.7
TEAM	4	0	-2	0	-2	-0.5
Total	**4**	**269**	**627**	**1461**	**2088**	**522.0**
Opponents	**4**	**264**	**456**	**641**	**1097**	**274.3**

FIELD GOALS	FGM-FGA	Pct	01-19	20-29	30-39	40-49	50-99	Lg	Blk
Connor Hawkins	4-5	80.0	0-0	1-1	2-2	1-2	0-0	48	0
Opponents	**5-5**	**100.0**	**0-0**	**0-0**	**2-2**	**2-2**	**1-1**	**54**	**0**

PUNTING	No.	Yds	Avg	Long	TB	FC	I20	50+	Blkd
Joe McGuire	9	374	41.6	50	1	6	4	2	0
Total	**9**	**374**	**41.6**	**50**	**1**	**6**	**4**	**2**	**0**
Opponents	**21**	**894**	**42.6**	**64**	**0**	**2**	**6**	**2**	**0**

KICKOFFS	No.	Yds	Avg	TB	OB	Retn	Net	YdLn
Marcello Diomede	29	1763	60.8	23	1	-	-	-
Cooper Peterson	2	121	60.5	0	0	-	-	-
Total	**31**	**1884**	**60.8**	**23**	**1**	**6**	**40.6**	**24**
Opponents	**13**	**745**	**57.3**	**7**	**1**	**3**	**41.3**	**23**

PUNT RETURNS	No.	Yds	Avg	TD	Long
Brandon Inniss	3	26	8.7	0	16
Phillip Bell	6	21	3.5	0	10
De'Zie Jones	2	9	4.5	0	9
Total	**11**	**56**	**5.1**	**0**	**16**
Opponents	**2**	**11**	**5.5**	**0**	**13**

INTERCEPTIONS	No.	Yds	Avg	TD	Long
Jaylen McClain	1	7	7.0	0	7
TJ Alford	1	2	2.0	0	2
Riley Pettijohn	1	8	8.0	0	8
Total	**3**	**17**	**5.7**	**0**	**8**
Opponents	**4**	**48**	**12.0**	**0**	**48**

KICK RETURNS	No.	Yds	Avg	TD	Long
Legend Bey	2	26	13.0	0	16
Devin McCuin	1	20	20.0	0	20
Total	**3**	**46**	**15.3**	**0**	**20**
Opponents	**6**	**78**	**13.0**	**0**	**19**

FUMBLE RET.	No.	Yds	Avg	TD	Long
Jamir Perez	1	11	11.0	1	11
Payton Pierce	1	0	0.0	0	0
Jay Timmons	1	0	0.0	0	0
Total	**3**	**11**	**3.7**	**1**	**11**
Opponents	**0**	**0**	**0.0**	**0**	**0**

FG SEQUENCE	OHIO ST.	OPPONENT
Ball State	-	(54)
Texas	(26), (30), (48), 45	(37)
Kent State	(31)	(30)
Illinois	-	(43), (44)

Numbers in (parentheses) indicate field goal was made.

ALL PURPOSE YARDS	G	RUSH	REC	PR	KOR	IR	TOTAL	AVG/G
Jeremiah Smith	4	5	617	0	0	0	622	155.5
Bo Jackson	4	283	66	0	0	0	349	87.3
Ja'Kobi Jackson	4	206	0	0	0	0	206	51.5
Devin McCuin	4	0	165	0	20	0	185	46.3
Brandon Inniss	4	0	133	26	0	0	159	39.8
Brock Boyd	4	0	110	0	0	0	110	27.5
Chris Henry Jr.	4	0	105	0	0	0	105	26.3
Legend Bey	3	37	37	0	26	0	100	33.3
Phillip Bell	4	0	66	21	0	0	87	21.8
Nate Roberts	4	0	83	0	0	0	83	20.8
Isaiah West	4	59	18	0	0	0	77	19.3
Mason Williams	4	0	35	0	0	0	35	8.8
Favour Akih	2	13	0	0	0	0	13	6.5
Jerquaden Guilford	2	0	12	0	0	0	12	6.0
De'Zie Jones	2	0	0	9	0	0	9	4.5
Stanley Jackson Jr.	1	8	0	0	0	0	8	8.0
Tavien St. Clair	2	8	0	0	0	0	8	4.0
Riley Pettijohn	4	0	0	0	0	8	8	2.0
Julian Sayin	4	7	0	0	0	0	7	1.8
Jaylen McClain	4	0	0	0	0	7	7	1.8
Maxence LeBlanc	4	0	6	0	0	0	6	1.5
Hunter Welcing	2	0	4	0	0	0	4	2.0
Brody Lennon	2	0	4	0	0	0	4	2.0
Luke Fahey	2	3	0	0	0	0	3	1.5
TJ Alford	3	0	0	0	0	2	2	0.5
TEAM	4	-2	0	0	0	0	-2	-0.5
Total	**4**	**627**	**1461**	**56**	**46**	**17**	**2207**	**551.8**
Opponents	**4**	**456**	**641**	**11**	**78**	**48**	**1234**	**308.5**

TEAM GAME HIGHS

Rushes	38	vs. Kent St. (Sept. 19, 2026)
Yards Rushing	237	vs. Ball St. (Sept. 5, 2026)
Yards Per Rush	6.8	vs. Ball St. (Sept. 5, 2026)
TD Rushes	4	vs. Kent St. (Sept. 19, 2026)
Pass attempts	37	vs. Ball St. (Sept. 5, 2026)
Pass completions	31	vs. Ball St. (Sept. 5, 2026)
Yards Passing	434	vs. Ball St. (Sept. 5, 2026)
Yards Per Pass	13.6	vs. Kent St. (Sept. 19, 2026)
TD Passes	5	vs. Ball St. (Sept. 5, 2026)
Total Plays	72	vs. Ball St. (Sept. 5, 2026)
Total Offense	671	vs. Ball St. (Sept. 5, 2026)
Yards Per Play	9.3	vs. Ball St. (Sept. 5, 2026)
Points	59	vs. Kent St. (Sept. 12, 2026)
Sacks By	3	vs. Illinois (Sept. 26, 2026)
First Downs	32	vs. Ball St. (Sept. 5, 2026)
Penalties	9	vs. Ball St. (Sept. 5, 2026)
Penalty Yards	81	vs. Ball St. (Sept. 5, 2026)
Turnovers	2	vs. Kent St. (Sept. 19, 2026)
Interceptions By	1	vs. Ball St. (Sept. 5, 2026
		at Texas (Sept. 12, 2026)
		vs. Kent St. (Sept. 19, 2026)
Punts	3	vs. Ball St. (Sept. 5, 2026)
		at Texas (Sept. 12, 2026)
Punting Avg	47.0	vs. Kent St. (Sept. 19, 2026)
Long Punt	50	at Texas (Sept. 12, 2026)
		vs. Illinois (Sept. 26, 2026)
Punts inside 20	2	at Texas (Sept. 12, 2026)
Long Punt Return	16	at Texas (Sept. 12, 2026)

INDIVIDUAL GAME HIGHS

Rushes	19	Jackson, Bo at Texas (Sept. 12, 2026)
Yards Rushing	83	Jackson, Bo vs. Ball St. (Sept. 5, 2026)
		Jackson, Ja'Kobi vs. Ball St. (Sept. 5, 2026)
TD Rushes	2	Jackson, Ja'Kobi vs. Kent St. (Sept. 19, 2026)
Long Rush	65	Jackson, Bo vs. Ball St. (Sep 5, 2026)
Pass attempts	36	Sayin, Julian vs. Illinois (Sept. 26, 2026)
Pass completions	27	Sayin, Julian vs. Illinois (Sept. 26, 2026)
Yards Passing	367	Sayin, Julian vs. Illinois (Sept. 26, 2026)
TD Passes	4	Sayin, Julian vs. Illinois (Sept. 26, 2026)
Long Pass	75	Fahey, Luke vs. Kent St. (Sept. 19, 2026)
Receptions	12	Smith, Jeremiah vs. Illinois (Sept. 26, 2026)
]Yards Receiving	217	Smith, Jeremiah vs. Illinois (Sept. 26, 2026)
TD Receptions	4	Smith, Jeremiah vs. Illinois (Sept. 26, 2026)
Long Reception	75	Henry Jr., Chris vs. Kent St. (Sept. 19, 2026)
Field Goals	3	Hawkins, Connor at Texas (Sept. 12, 2026)
Long Field Goal	48	Hawkins, Connor at Texas (Sept. 12, 2026)
Punts	3	McGuire, Joe vs. Ball St. (Sept. 5, 2026)
		McGuire, Joe at Texas (Sept. 12, 2026)
Punting Avg	47.0	McGuire, Joe vs. Kent St. (Sept. 19, 2026)
Long Punt	50	McGuire, Joe at Texas (Sept. 12, 2026)
		McGuire, Joe vs. Illinois (Sept. 26, 2026)
Punts inside 20	2	McGuire, Joe at Texas (Sept. 12, 2026)
Long Punt Return	16	Inniss, Brandon at Texas (Sept. 12, 2026)
Long Kickoff Return	20	McCuin, Devin vs. Illinois (Sept. 26, 2026)
Tackles	11	Little Jr., Earl at Texas (Sept. 12, 2026)
Sacks	1.0	Sitanilei, Epi vs. Ball St. (Sept. 5, 2026)
		Jackson Jr., Kenyatta at Texas (Sept. 12, 2026)
		Pettijohn, Riley at Texas (Sept. 12, 2026)
		Jackosn Jr., Kenyatta vs. Illinois (Sept. 26, 2026)
		Pettijohn, Riley vs. Illinois (Sept. 26, 2026)
Tackles For Loss	2	Pettijohn, Riley vs. Illinois (Sept. 26, 2026)
Interceptions	1	Alford, TJ vs. Ball St. (Sept. 5, 2026)
		Timmons, Jay at Texas (Sept. 12, 2026)
		Pettijohn, Riley vs. Kent St. (Sept. 19, 2026)

RUSHING	NO-YDS/TD	BSU	TEX	KSU	ILL	IOWA	MD	IND	USC	ORE	NW	NEB	MICH
Bo Jackson	50-283/2	9-87/1	19-74/0	11-73/1	11-53/0	-	-	-	-	-	-	-	-
Ja'Kobi Jackson	31-206/5	8-83/1	5-20/1	8-47/2	10-56/1	-	-	-	-	-	-	-	-
Julian Sayin	16-7/2	3-3/0	4--7/0	2--6/0	7-29/1	-	-	-	-	-	-	-	-
Isaiah West	15-59/1	5-28/0	2-7/0	6-10/1	2-15/0	-	-	-	-	-	-	-	-
Legend Bey	8-37/0	6-37/0	1-0/0	1-0/0	DNP	-	-	-	-	-	-	-	-
Favour Akih	8-13/0	DNP	DNP	8-13/0	-	-	-	-	-	-	-	-	-
Tavien St. Clair	2-8/0	2-8/0	DNP	-	DNP	-	-	-	-	-	-	-	-
Stanley Jackson Jr.	2-8/0	DNP	DNP	2-8/0	DNP	-	-	-	-	-	-	-	-
Jeremiah Smith	1-5/0	1-5/0	-	-	-	-	-	-	-	-	-	-	-
Luke Fahey	1-3/0	1-3/0	DNP	-	DNP	-	-	-	-	-	-	-	-

RECEIVING	NO-YDS/TD	BSU	TEX	KSU	ILL	IOWA	MD	IND	USC	ORE	NW	NEB	MICH
Jeremiah Smith	33-617/7	8-151/2	8-164/1	5-85/0	12-217/4	-	-	-	-	-	-	-	-
Devin McCuin	13-165/1	6-97/2	1-5/0	2-29/0	4-34/0	-	-	-	-	-	-	-	-
Bo Jackson	9-66/0	1-13/0	4-37/0	1-0/0	3-16/0	-	-	-	-	-	-	-	-
Brandon Inniss	8-133/1	3-36/0	1-19/0	4-78/1	-	-	-	-	-	-	-	-	-
Nate Roberts	8-83/1	1-11/0	1-24/0	2-12/1	4-36/0	-	-	-	-	-	-	-	-
Brock Boyd	6-110/0	1-22/0	-	4-66/0	1-22/0	-	-	-	-	-	-	-	-
Phillip Bell	5-66/0	1-6/0	-	3-37/0	1-23/0	-	-	-	-	-	-	-	-
Chris Henry Jr.	3-105/2	1-15/1	-	1-75/1	1-15/0	-	-	-	-	-	-	-	-
Mason Williams	3-35/0	1-6/0	2-29/0	-	-	-	-	-	-	-	-	-	-
Isaiah West	3-18/0	3-18/0	-	-	-	-	-	-	-	-	-	-	-
Legend Bey	2-37/1	2-37/1	-	-	DNP	-	-	-	-	-	-	-	-
Jerquaden Guilford	1-12/0	1-12/0	DNP	-	DNP	-	-	-	-	-	-	-	-
Maxence LeBlanc	1-6/0	1-6/0	-	-	-	-	-	-	-	-	-	-	-
Hunter Welcing	1-4/0	DNP	DNP	-	1-4/0	-	-	-	-	-	-	-	-
Brody Lennon	1-4/0	1-4/0	DNP	-	DNP	-	-	-	-	-	-	-	-

GAME BY GAME PASSING

#9 Tavien St. Clair	Comp	Att	Int	Pct	Yards	TD	Long	Sack	Effic
Ball State	5	6	0	83.3	52	1	15	0-0	211.1
Kent State	0	1	1	0.0	0	0	0	0-0	-200.0
Totals	**5**	**7**	**1**	**71.4**	**52**	**1**	**15**	**0-0**	**152.4**

#10 Julian Sayin	Comp	Att	Int	Pct	Yards	TD	Long	Sack	Effic
Ball State	21	25	0	84.0	320	3	48	2-12	231.1
Texas	17	32	1	53.1	278	1	43	2-14	130.2
Kent State	18	22	0	81.8	241	2	49	1-7	203.8
Illinois	27	36	0	75.0	367	4	72	0-0	197.3
Totals	**83**	**115**	**1**	**72.2**	**1206**	**10**	**72**	**5-33**	**187.2**

#13 Luke Fahey	Comp	Att	Int	Pct	Yards	TD	Long	Sack	Effic
Ball State	5	6	1	83.3	62	1	25	0-0	191.8
Kent State	4	5	1	80.0	141	1	75	0-0	342.9
Totals	**9**	**11**	**2**	**81.8**	**203**	**2**	**75**	**0-0**	**260.5**

		TACKLES				SACKS	PASS DEFENSE			FUMBLES		BLKD	
DEFENSIVE LEADERS	**GP**	**Solo**	**Ast**	**Total**	**TFL/YDS**	**No-Yards**	**Int-Yds**	**PBU**	**QBH**	**Rcv-Yds**	**FF**	**Kick**	**SAF**
1 Earl Little Jr.	4	10	13	23	-	-	-	2	-	-	-	-	-
26 Payton Pierce	4	9	11	20	0.5-5	0.5-5	-	1	2	1-0	1	-	-
14 Christian Alliegro	4	6	11	17	1.0-1	-	-	2	1	-	-	-	-
8 Jaylen McClain	4	9	8	17	-	-	1-7	4	-	-	-	-	-
6 Devin Sanchez	4	15	2	17	1.0-3	-	-	5	-	-	-	-	-
7 Jermaine Matthews Jr.	4	9	7	16	1.5-12	-	-	3	-	-	-	-	-
5 Riley Pettijohn	4	8	7	15	4.0-24	2.0-19	1-8	-	-	-	-	-	-
2 Kenyatta Jackson Jr.	4	5	6	11	2.5-15	2.0-14	-	-	-	-	-	-	-
94 Jason Moore	4	4	6	10	1.5-5	0.5-1	-	-	1	-	-	-	-
17 TJ Alford	4	5	5	10	0.5-1	-	1-2	2	-	-	-	-	-
55 John Walker	4	6	3	9	-	-	-	-	1	-	-	-	-
25 Jay Timmons	4	7	2	9	1.0-4	-	-	4	1	1-0	1	-	-
12 Beau Atkinson	4	2	6	8	1.0-4	0.5-4	-	-	-	-	-	-	-
53 Will Smith Jr.	4	3	5	8	1.5-4	0.5-2	-	-	-	-	-	-	-
11 Terry Moore	4	4	1	5	-	-	-	-	-	-	-	-	-
4 Qua Russaw	3	1	4	5	1.0-4	-	-	-	-	-	-	-	-
3 James Smith	4	1	4	5	1.0-5	-	-	-	-	-	-	-	-
10 Leroy Roker	3	2	2	4	-	-	-	-	-	-	-	-	-
15 Jordan Thomas	4	3	1	4	-	-	-	-	-	-	-	-	-
28 Simeon Caldwell	4	2	2	4	-	-	-	-	1	-	-	-	-
96 Eddrick Houston	4	2	1	3	-	-	-	-	-	-	-	-	-
44 Epi Sitanilei	4	3	-	3	2.0-3	1.0-2	-	-	-	-	-	-	-
20 Cincere Johnson	2	2	1	3	-	-	-	-	-	-	-	-	
41 Braxton Rembert	2	3	-	3	1.0-1	-	-	-	-	-	-	-	-
21 Brenton Jones	4	1	1	2	-	-	-	-	-	-	-	-	-
18 Cam Calhoun	4	2	-	2	-	-	-	-	-	-	-	-	-
90 Damari Simeon	2	1	1	2	-	-	-	-	-	-	-	-	-
91 Darryus McKinley	2	1	1	2	-	-	-	-	-	-	-	-	-
98 Jamir Perez	2	-	2	2	-	-	-	1	1	1-11	-	-	-
46 Ryan Rudzinski	4	-	1	1	-	-	-	-	-	-	-	-	-
23 Garrett Stover	3	-	1	1	-	-	-	-	-	-	-	-	-
28 Stanley Jackson Jr.	1	1	-	1	-	-	-	-	-	-	-	-	-
9 Zion Grady	2	-	1	1	-	-	-	-	-	-	-	-	-
29 DeShawn Stewart	1	1	-	1	-	-	-	-	-	-	-	-	-
24 Dominick Kelly	2	1	-	1	1.0-4	-	-	-	-	-	-	-	-
16 Blaine Bradford	2	1	-	1	-	-	-	1	-	-	-	-	-
34 Khary Wilder	4	-	1	1	-	-	-	-	4	-	-	-	-
36 CJ Sanna	2	1	-	1	-	-	-	-	-	-	-	-	-
97 Dre Quinn	3	-	1	1	-	-	-	-	-	-	-	-	-
59 Ashton Yeager	1	-	-	-	-	-	-	1	-	-	-	-	-
Totals	**4**	**131**	**118**	**249**	**22-95**	**7-47**	**3-17**	**26**	**12**	**3-11**	**2**	**0**	**0**
Opponents	**4**	**152**	**114**	**266**	**17-62**	**5-33**	**4-48**	**9**	**4**	**0-0**	**0**	**0**	**0**

TACKLES	UA-A	Total	BSU	TEX	KSU	ILL	IOWA	MD	IND	USC	ORE	NW	NEB	MICH
Earl Little Jr.	10-13	23	1-3	6-5	0-2	3-3	-	-	-	-	-	-	-	-
Payton Pierce	9-11	20	0-3	6-3	1-1	2-4	-	-	-	-	-	-	-	-
Devin Sanchez	15-2	17	2-0	8-0	-	5-2	-	-	-	-	-	-	-	-
Jaylen McClain	9-8	17	0-1	3-2	1-2	5-3	-	-	-	-	-	-	-	-
Christian Alliegro	6-11	17	0-3	3-2	1-2	2-4	-	-	-	-	-	-	-	-
Jermaine Matthews Jr.	9-7	16	2-0	3-2	1-1	3-4	-	-	-	-	-	-	-	-
Riley Pettijohn	8-7	15	2-4	2-1	1-2	3-0	-	-	-	-	-	-	-	-
Kenyatta Jackson Jr.	5-6	11	0-3	3-2	0-1	2-0	-	-	-	-	-	-	-	-
TJ Alford	5-5	10	2-3	2-0	-	1-2	-	-	-	-	-	-	-	-
Jason Moore	4-6	10	1-0	1-2	2-3	1-0	-	-	-	-	-	-	-	-
Jay Timmons	7-2	9	1-0	4-2	1-0	1-0	-	-	-	-	-	-	-	-
John Walker	6-3	9	1-0	2-2	0-1	3-0	-	-	-	-	-	-	-	-
Will Smith Jr.	3-5	8	0-1	0-1	2-3	1-0	-	-	-	-	-	-	-	-
Beau Atkinson	2-6	8	1-3	0-1	1-0	0-2	-	-	-	-	-	-	-	-
Terry Moore	4-1	5	0-1	1-0	3-0	-	-	-	-	-	-	-	-	-
James Smith	1-4	5	1-1	0-1	0-1	0-1	-	-	-	-	-	-	-	-
Qua Russaw	1-4	5	DNP	0-1	1-1	0-2	-	-	-	-	-	-	-	-
Jordan Thomas	3-1	4	1-1	-	1-0	1-0	-	-	-	-	-	-	-	-
Leroy Roker	2-2	4	-	DNP	1-0	1-2	-	-	-	-	-	-	-	-
Simeon Caldwell	2-2	4	0-1	DNP	1-0	1-1	-	-	-	-	-	-	-	-
Braxton Rembert	3-0	3	1-0	DNP	2-0	DNP	-	-	-	-	-	-	-	
Epi Sitanilei	3-0	3	2-0	-	1-0	-	-	-	-	-	-	-	-	-
Cincere Johnson	2-1	3	DNP	DNP	2-1	-	-	-	-	-	-	-	-	-
Eddrick Houston	2-0	2	1-0	1-0	-	0-1	-	-	-	-	-	-	-	-
Cam Calhoun	2-0	2	1-0	-	-	1-0	-	-	-	-	-	-	-	-
Brenton Jones	1-1	2	-	0-1	-	1-0	-	-	-	-	-	-	-	-
Damari Simeon	1-1	2	-	DNP	1-1	DNP	-	-	-	-	-	-	-	-
Darryus McKinley	1-1	2	1-0	DNP	0-1	DNP	-	-	-	-	-	-	-	-
Jamir Perez	0-2	2	-	DNP	0-2	DNP	-	-	-	-	-	-	-	-
Blaine Bradford	1-0	1	-	DNP	1-0	DNP	-	-	-	-	-	-	-	-
Dominick Kelly	1-0	1	1-0	DNP	-	-	-	-	-	-	-	-	-	-
Stanley Jackson Jr.	1-0	1	DNP	DNP	1-0	DNP	-	-	-	-	-	-	-	-
DeShawn Stewart	1-0	1	DNP	DNP	1-0	DNP	-	-	-	-	-	-	-	-
CJ Sanna	1-0	1	1-0	DNP	-	DNP	-	-	-	-	-	-	-	-
Zion Grady	0-1	1	0-1	-	DNP	DNP	-	-	-	-	-	-	-	-
Garrett Stover	0-1	1	0-1	-	DNP	-	-	-	-	-	-	-	-	-
Khary Wilder	0-1	1	-	-	-	0-1	-	-	-	-	-	-	-	-
Ryan Rudzinski	0-1	1	-	0-1	-	-	-	-	-	-	-	-	-	-
Dre Quinn	0-1	1	-	DNP	0-1	-	-	-	-	-	-	-	-	-

TACKLES FOR LOSS	UA-A	Total	BSU	TEX	KSU	ILL	IOWA	MD	IND	USC	ORE	NW	NEB	MICH
Riley Pettijohn	3-2	4.0	0.5-1	1.5-12	-	2.0-11		-	-	-	-		-	-
Kenyatta Jackson Jr.	2-1	2.5	0.5-1	1.0-6	-	1.0-8		-	-	-	-		-	-
Epi Sitanilei	2-0	2.0	1.0-2	DNP	1.0-1	-		-	-	-	-		-	-
Jermaine Matthews Jr.	1-1	1.5	-	1.5-12	-	-		-	-	-	-		-	-
Will Smith Jr.	1-1	1.5	-	-	0.5-2	1.0-2		-	-	-	-		-	-
Jason Moore	1-1	1.5	1.0-4	-	0.5-1	-		-	-	-	-		-	-
James Smith	1-0	1.0	1.0-5	-	-	-		-	-	-	-		-	-
Qua Russaw	1-0	1.0	DNP	-	1.0-4	-		-	-	-	-		-	-
Devin Sanchez	1-0	1.0	-	1.0-3	-	-		-	-	-	-		-	-
Dominick Kelly	1-0	1.0	1.0-4	DNP	-	-		-	-	-	-		-	-
Jay Timmons	1-0	1.0	-	1.0-4	-	-		-	-	-	-		-	-
Braxton Rembert	1-0	1.0	-	DNP	1.0-1	DNP		-	-	-	-		-	-
Beau Atkinson	0-1	0.5	0.5-1	-	-	0.5-4		-	-	-	-		-	-
Christian Alliegro	0-2	1.0	1.0-1	-	-	-		-	-	-	-		-	-
TJ Alford	0-1	0.5	0.5-1	-	-	-		-	-	-	-		-	-

OHIO STATE GAME BY GAME

		Rushing				Receiving				Passing				Kick Returns				Punt Returns				tot
Date	Opponent	No.	Yds	TD	Lg	No.	Yds	TD	Lg	Cmp-Att-Int	Yds	TD	Lg	No	Yds	TD	Lg	No	Yds	TD	Lg	off
Sept. 5	BALL ST.	35	237	3	65	31	434	5	48	31-37-1	434	5	48	2	26	0	16	4	10	0	10	671
Sept. 12	TEXAS	31	94	1	11	17	278	1	43	17-32-1	278	1	43	0	0	0	0	2	16	0	16	372
Sept. 19	KENT ST.	38	145	4	17	22	382	3	75	22-28-2	382	3	75	0	0	0	0	4	20	0	9	527
Sept. 26	ILLINOIS	32	151	2	15	27	367	4	72	27-36-0	367	4	72	1	20	0	20	0	0	0	0	518
	Opp. totals	**131**	**456**	**3**	**37**	**72**	**641**	**2**	**33**	**72-133-3**	**641**	**2**	**33**	**6**	**78**	**0**	**19**	**2**	**11**	**0**	**13**	**1097**
	Ohio State	**136**	**627**	**10**	**65**	**97**	**1461**	**13**	**75**	**97-133-4**	**1461**	**13**	**75**	**3**	**46**	**0**	**20**	**11**	**56**	**0**	**16**	**2088**

Games: 4 • **Avg/rush:** 4.6 • **Avg/catch:** 15.1 • **Pass effic:** 191.4 • **KR avg:** 15.3 • **PR avg:** 5.1 • **All purpose avg/game:** 551.8 • **Total offense avg/gm:** 522.0

		Tackles				Sacks	Fumble		Pass Defense			Blk	PAT Attempts				
Date	Opponent	Solo	Ast	Total	TFL-Yds	No-Yds	FF	FR-Yds	Int-Yds	QBH	Brk	Kick	Att-Mad	Run	Rcv	Saf	Pts
Sept. 5	BALL ST.	23	30	53	7.0-19	1.0-2	0	0-0	1-2	4	6	0	8-8	0	0	0	56
Sept. 12	TEXAS	45	28	73	6.0-37	2.0-16	2	1-0	1-7	4	1	0	2-2	0	0	0	23
Sept. 19	KENT ST.	27	26	53	4.0-9	1-3	0	2-11	1-8	3	7	0	8-8	0	0	0	59
Sept. 26	ILLINOIS	37	32	69	5.0-30	3-26	0	0-0	0-0	1	12	0	6-6	0	0	0	42
	Opp. totals	**152**	**114**	**266**	**17.0-62**	**5.0-33**	**0**	**0-0**	**4-48**	**4**	**9**	**0**	**4-4**	**0**	**0**	**0**	**49**
	Ohio State	**131**	**118**	**249**	**22.0-95**	**7.0-47**	**2**	**3-11**	**3-17**	**12**	**26**	**0**	**24-24**	**0**	**0**	**0**	**180**

		Punting									Field Goals			Kickoffs				
Date	Opponent	No	Yds	Avg	Long	Blkd	TB	FC	50+	I20	Att-Made	Lg	Blkd	No	Yds	Avg	TB	OB
Sept. 5	BALL ST.	3	123	41.0	42	0	0	3	0	1	0-0	0	0	9	585	65.0	9	0
Sept. 12	TEXAS	3	117	39.0	50	0	0	2	1	2	3-4	48	0	6	380	63.3	4	0
Sept. 19	KENT ST.	1	47	47.0	47	0	1	0	0	0	1-1	31	0	9	464	51.6	5	1
Sept. 26	ILLINOIS	2	87	43.5	50	0	0	1	1	1	0-0	0	0	7	455	65.0	5	0
	Opp. totals	**21**	**894**	**42.6**	**64**	**0**	**0**	**2**	**2**	**6**	**5-5**	**54**	**0**	**13**	**745**	**57.3**	**7**	**1**
	Ohio State	**9**	**374**	**41.6**	**50**	**0**	**1**	**6**	**2**	**4**	**4-5**	**48**	**0**	**31**	**1884**	**60.8**	**23**	**1**

OPPONENT GAME BY GAME

		Rushing				Receiving				Passing				Kick Returns				Punt Returns				tot
Date	Opponent	No.	Yds	TD	Lg	No.	Yds	TD	Lg	Cmp-Att-Int	Yds	TD	Lg	No	Yds	TD	Lg	No	Yds	TD	Lg	off
Sept. 5	BALL ST.	23	45	0	15	20	120	0	26	20-27-1	120	0	26	0	0	0	0	0	0	0	0	165
Sept. 12	TEXAS	41	141	2	12	23	195	1	22	23-37-1	195	1	22	2	35	0	19	1	-2	0	0	336
Sept. 19	KENT ST.	34	71	0	9	8	63	0	29	8-21-1	63	0	29	3	32	0	16	0	0	0	0	134
	Opp. totals	**98**	**257**	**2**	**15**	**51**	**378**	**1**	**29**	**51-95-3**	**378**	**1**	**29**	**5**	**67**	**0**	**19**	**1**	**-2**	**0**	**0**	**635**
	Ohio State	**104**	**476**	**8**	**65**	**70**	**1094**	**9**	**75**	**70-97-4**	**1094**	**9**	**75**	**2**	**26**	**0**	**16**	**10**	**46**	**0**	**16**	**1570**

Games: 3 • **Avg/rush:** 2.6 • **Avg/catch:** 7.4 • **Pass effic:** 84.3 • **KR avg:** 13.4 • **PR avg:** -2.0 • **All purpose avg/game:** 249.3 • **Total offense avg/gm:** 211.7

		Tackles				Sacks	Fumble		Pass Defense			Blk	PAT Attempts				
Date	Opponent	Solo	Ast	Total	TFL-Yds	No-Yds	FF	FR-Yds	Int-Yds	QBH	Brk	Kick	Att-Mad	Run	Rcv	Saf	Pts
Sept. 5	BALL ST.	50	16	66	6.0-17	2.0-12	0	0-0	1-0	0	1	0	0-0	0	0	0	3
Sept. 12	TEXAS	28	38	66	5.0-25	2.0-14	0	0-0	1-0	4	3	0	3-3	0	0	0	24
Sept. 19	KENT ST.	41	30	71	5.0-17	1.0-7	0	0-0	2-48	0	0	0	0-0	0	0	0	3
	Opp. totals	**119**	**84**	**203**	**16.0-59**	**5.0-33**	**0**	**0-0**	**4-48**	**4**	**4**	**0**	**3-3**	**0**	**0**	**0**	**30**
	Ohio State	**94**	**86**	**180**	**17.0-65**	**4.0-21**	**2**	**3-11**	**3-17**	**11**	**14**	**0**	**18-18**	**0**	**0**	**0**	**138**

		Punting									Field Goals			Kickoffs				
Date	Opponent	No	Yds	Avg	Long	Blkd	TB	FC	50+	I20	Att-Made	Lg	Blkd	No	Yds	Avg	TB	OB
Sept. 5	BALL ST.	8	350	43.8	64	0	0	1	1	4	1-1	54	0	2	130	65.0	0	0
Sept. 12	TEXAS	3	122	40.7	43	0	0	0	0	0	1-1	37	0	5	325	65.0	5	0
Sept. 19	KENT ST.	8	292	36.5	49	0	0	1	0	0	1-1	30	0	2	38	19.0	0	1
	Opp. totals	**19**	**764**	**40.2**	**64**	**0**	**0**	**2**	**1**	**4**	**3-3**	**54**	**0**	**9**	**493**	**54.8**	**5**	**1**
	Ohio State	**7**	**287**	**41.0**	**50**	**0**	**1**	**5**	**1**	**3**	**4-5**	**48**	**0**	**24**	**1429**	**59.5**	**18**	**1**

2026 GAME PARTICIPATION REPORT

Name	GP/GS	BSU	TEX	KSU	ILL	IOWA	MD	IND	USC	ORE	NW	NEB	MICH
Adolph, D.	4/-	XXX	XXX	XXX	XXX	---	---	---	---	---	---	---	---
Alliegro, C.	4/4	START	START	START	START	---	---	---	---	---	---	---	---
Akih, F.	2/0	---	---	XXX	XXX	---	---	---	---	---	---	---	---
Armstrong, D.	2/-	XXX	---	XXX	---	---	---	---	---	---	---	---	---
Alford, T.	4/3	START	XXX	START	START	---	---	---	---	---	---	---	---
Atkinson, B.	4/-	XXX	XXX	XXX	XXX	---	---	---	---	---	---	---	---
Baudo, N.	1/-	XXX	---	---	---	---	---	---	---	---	---	---	---
Bell, P.	4/-	XXX	XXX	XXX	XXX	---	---	---	---	---	---	---	---
Bey, L.	3/-	XXX	XXX	XXX	---	---	---	---	---	---	---	---	---
Bing, K.	1/-	---	---	XXX	---	---	---	---	---	---	---	---	---
Boyd, B.	4/-	XXX	XXX	XXX	XXX	---	---	---	---	---	---	---	---
Bradford, B.	2/-	XXX	---	XXX	---	---	---	---	---	---	---	---	---
Brede, L.	1/0	---	---	XXX	---	---	---	---	---	---	---	---	---
Caldwell, S.	4/-	XXX	XXX	XXX	XXX	---	---	---	---	---	---	---	---
Calhoun, Cam	4/-	XXX	XXX	XXX	XXX	---	---	---	---	---	---	---	---
Christian, B.	3/1	XXX	START	XXX	---	---	---	---	---	---	---	---	---
Cook, J.	4/-	XXX	XXX	XXX	XXX	---	---	---	---	---	---	---	---
Daniels, P.	2/2	START	START	---	---	---	---	---	---	---	---	---	---
DelSignore, A.	1/-	XXX	---	---	---	---	---	---	---	---	---	---	---
Diggs, N.	1/-	---	---	XXX	---	---	---	---	---	---	---	---	---
Diomedi, M.	4/-	XXX	XXX	XXX	XXX	---	---	---	---	---	---	---	---
Fahey, L.	2/-	XXX	---	XXX	---	---	---	---	---	---	---	---	---
Gebhardt, K.	3/-	XXX	---	XXX	XXX	---	---	---	---	---	---	---	---
Gough, G.	2/-	XXX	---	XXX	---	---	---	---	---	---	---	---	---
Grady, Z.	2/2	START	START	---	---	---	---	---	---	---	---	---	---
Greer, S.	1/-	---	---	XXX	---	---	---	---	---	---	--	---	---
Guilford, J.	3/-	XXX	XXX	XXX	---	---	---	---	---	---	---	---	---
Hawkins, C.	4/-	XXX	XXX	XXX	XXX	---	---	---	---	---	---	---	---
Hayes, Z.	1/-	XXX	---	---	---	---	---	---	---	---	---	---	---
Henry Jr., C.	4/-	XXX	XXX	XXX	XXX	---	---	---	---	---	---	---	---
Hinzman, C.	4/4	START	START	START	START	---	---	---	---	---	---	---	---
Houston, E.	4/4	START	START	START	START	---	---	---	---	---	---	---	---
Howard, T.	1/-	XXX	---	---	---	---	---	---	---	---	---	---	---
Inniss, B.	4/3	START	XXX	START	START	---	---	---	---	---	---	---	---
Jackson, B.	4/4	START	START	START	START	---	---	---	---	---	---	---	---
Jackson, J.	4/-	XXX	XXX	XXX	XXX	---	---	---	---	---	---	---	---
Jackson Jr., K.	4/4	START	START	START	START	---	---	---	---	---	---	---	---
Jackson Jr., S.	1/0	---	---	XXX	---	---	---	---	---	---	---	---	---
Jenkins, B.	3/-	XXX	---	XXX	XXX	---	---	---	---	---	---	---	---
Johnson, C.	2/0	---	---	XXX	XXX	---	---	---	---	---	---	---	---
Jones, B.	4/-	XXX	XXX	XXX	XXX	---	---	---	---	---	---	---	---
Jones, D.	2/-	XXX	---	XXX	---	---	---	---	---	---	---	---	---
Kelly, D.	3/-	XXX	---	XXX	XXX	---	---	---	---	---	---	---	---
Lautar, N.	2/-	XXX	---	XXX	---	---	---	---	---	---	---	---	---
LeBlanc, M.	4/-	XXX	XXX	XXX	XXX	---	---	---	---	---	---	---	---
Lee, E.	1/-	---	---	---	XXX	---	---	---	---	---	---	---	---
Lennon, B.	2/-	XXX	---	XXX	---	---	---	---	---	---	---	---	---
Little Jr., E.	4/4	START	START	START	START	---	---	---	---	---	---	---	---
Lockhart, M.	1/0	---	---	XXX	---	---	---	---	---	---	---	---	---
Lorentz, S.	1/-	XXX	---	---	---	---	---	---	---	---	---	---	---
Lowe, C.	3/-	XXX	---	XXX	XXX	---	---	---	---	---	---	---	---
Matthews Jr., J.	4/3	START	START	XXX	START	---	---	---	---	---	---	---	---
McAllister, F.	1/0	---	---	XXX	---	---	---	---	---	---	---	---	---
McClain, J.	4/4	START	START	START	START	---	---	---	---	---	---	---	---
McCuin, D.	4/4	START	START	START	START	---	---	---	---	---	---	---	---
McGuire, J.	4/-	XXX	XXX	XXX	XXX	---	---	---	---	---	---	---	---
McKinley, D.	2/0	XXX	---	XXX	---	---	---	---	---	---	---	---	---
Miller, A.	2/-	XXX	---	XXX	---	---	---	---	---	---	---	---	---

Montgomery, L.	4/4	START	START	START	START	---	---	---	---	---	---	---	---
Moore, I.	4/4	START	START	START	START	---	---	---	---	---	---	---	---
Moore, J.	4/-	XXX	XXX	XXX	XXX	---	---	---	---	---	---	---	---
Moore, T.	4/-	XXX	XXX	XXX	XXX	---	---	---	---	---	---	---	---
Padilla, J.	3/-	---	XXX	XXX	XXX	---	---	---	---	---	---	---	---
Perez, J.	2/-	XXX	---	XXX	---	---	---	---	---	---	---	---	---
Peterson, C.	2/-	XXX	---	XXX	---	---	---	---	---	---	---	---	---
Pettijohn, R.	4/-	XXX	XXX	XXX	XXX	---	---	---	---	---	---	---	---
Pierce, P.	4/4	START	START	START	START	---	---	---	---	---	---	---	---
Quinn, D.	3/-	XXX	---	XXX	XXX	---	---	---	---	---	---	---	---
Rembert, B.	2/-	XXX	---	XXX	---	---	---	---	---	---	---	---	---
Riegle, N.	1/-	XXX	---	---	---	---	---	---	---	---	---	---	---
Riggs, D.	4/-	XXX	XXX	XXX	XXX	---	---	---	---	---	---	---	---
Riggs, E.	1/-	XXX	---	---	---	---	---	---	---	---	---	---	---
Riley, M.	2/-	XXX	---	XXX	---	---	---	---	---	---	---	---	---
Roberts, N.	4/3	START	XXX	START	START	---	---	---	---	---	---	---	---
Roker, L.	3/-	XXX	---	XXX	XXX	---	---	---	---	---	---	---	---
Rudzinski, R.	4/-	XXX	XXX	XXX	XXX	---	---	---	---	---	---	---	---
Ruffin, E.	2/-	XXX	---	XXX	---	---	---	---	---	---	---	---	---
Russaw, Q.	3/2	---	XXX	START	START	---	---	---	---	---	---	---	---
Sanchez, D.	4/4	START	START	START	START	---	---	---	---	---	---	---	---
Sanna, C.	2/-	XXX	---	XXX	---	---	---	---	---	---	---	---	---
Sayin, J.	4/4	START	START	START	START	---	---	---	---	---	---	---	---
Schramm, B.	2/-	XXX	---	---	---	---	---	---	---	---	---	---	---
Siereveld, A.	4/4	START	START	START	START	---	---	---	---	---	---	---	---
Simeon, D.	2/-	XXX	---	XXX	---	---	---	---	---	---	---	---	---
Sitanilei, E.	4/-	XXX	XXX	XXX	XXX	---	---	---	---	---	---	---	---
Smith, James	4/-	XXX	XXX	XXX	XXX	---	---	---	---	---	---	---	---
Smith, J.	4/4	START	START	START	START	---	---	---	---	---	---	---	---
Smith Jr., W.	4/-	XXX	XXX	XXX	XXX	---	---	---	---	---	---	---	---
St. Clair, T.	2/-	XXX	---	XXX	---	---	---	---	---	---	---	---	---
Stewart, D.	1/0	---	---	XXX	---	---	---	---	---	---	---	---	---
Stover, G.	3/-	XXX	XXX	---	XXX	---	---	---	---	---	---	---	---
Thomas, J.	4/-	XXX	XXX	XXX	XXX	---	---	---	---	---	---	---	---
Timmons, J.	4/2	XXX	START	START	XXX	---	---	---	---	---	---	---	---
VanSickle, G.	4/2	XXX	XXX	START	START	---	---	---	---	---	---	---	---
Walker, J.	4/4	START	START	START	START	---	---	---	---	---	---	---	---
Welcing, H.	1/-	---	---	XXX	XXX	---	---	---	---	---	---	---	---
West, I.	4/-	XXX	XXX	XXX	XXX	---	---	---	---	---	---	---	---
Wilder, K.	4/-	XXX	XXX	XXX	XXX	---	---	---	---	---	---	---	---
Wilhelm, M.	1/-	---	---	XXX	---	---	---	---	---	---	---	---	---
Williams, M.	4/1	XXX	START	XXX	XXX	---	---	---	---	---	---	---	---
Woods, J.	1/-	XXX	---	---	---	---	---	---	---	---	---	---	---
Yeager, A.	1/-	XXX	---	---	---	---	---	---	---	---	---	---	---
Young, B.	1/-	XXX	---	---	---	---	---	---	---	---	---	---	---

FOR THE RECORD

OPPONENT	TIME	TV	ATTND.	HALF	FINAL	COIN TOSS	KICK/RECEIVE	1ST OSU POSS.	1ST OPP. POSS.
Ball State	3:16	BTN	101,120	OSU 28-3	OSU 56-3	Won	Receive	Punt	Punt
Texas	3:24	ABC	105,044	OSU 20-3	TEX 24-23	Won	Kick	Field Goal	Fumble - Lost
Kent State	5:20	FOX	100.009	OSU 35-0	OSU 59-3	Lost	Receive	Touchdown	Punt
Illinois	3:26	FOX	101,452	OSU 28-10	OSU 42-19	Lost	Receive	Touchdown	Punt

STARTERS

OFFENSE	LT	LG	C	RG	RT	TE	QB	RB	WR/TE	WR	WR/TE
Ball State	Moore	Montgomery	Hinzman	Siereveld	Daniels	Roberts	Sayin	B. Jackson	Inniss	McCuin	Smith
Texas	Moore	Montgomery	Hinzman	Siereveld	Daniels	Christian	Sayin	B. Jackson	Williams	McCuin	Smith
Kent State	Moore	Montgomery	Hinzman	Siereveld	VanSickle	Roberts	Sayin	B. Jackson	Inniss	McCuin	Smith
Illinois	Moore	Montgomery	Hinzman	Siereveld	VanSickle	Roberts	Sayin	B. Jackson	Inniss	McCuin	SMith

DEFENSE	DE	DT	DT	DE	LB	LB	SAF	CB/S/LB	SAF	CB	CB/S/LB
Ball State	K. Jackson Jr.	Houston	Walker	Grady	Alliegro	Alford	Little Jr.	Pierce	McClain	Mathews Jr.	Sanchez
Texas	K. Jackson Jr.	Houston	Walker	Grady	Alliegro	Pierce	Little Jr.	Timmons	McClain	Matthews Jr.	Sanchez
Kent State	K. Jackson Jr.	Houston	Walker	Russaw	Alliegro	Pierce	Little Jr.	Alford	McClain	Timmons	Sanchez
Illinois	K. Jackson Jr.	Houston	Walker	Russaw	Alliegro	Pierce	Little Jr.	Alford	McClain	Matthews Jr.	Sanchez

GAME BY GAME BOX SCORES

GAME 1: BALL STATE

Ball State 3
No. 1 Ohio State 56
Aug. 30, 2025 at Ohio Stadium (107,524)

SCORING	1	2	3	4	-	F
Texas	0	3	0	0	-	3
Ohio State	14	14	14	14	-	56

SCORING SUMMARY:

FIRST QUARTER

08:47 OSU Smith, J. 48 yd pass from Sayin, J. (Hawkins, C. kick), 7-99, 03:18
01:23 OSU McCuin, D. 17 yd pass from Sayin, J. (Hawkins, C. kick), 9-75, 04:29

SECOND QUARTER

12:08 OSU Sayin, J. 3 yd run (Hawkins, C. kick), 6-28, 02:41
01:17 BSU Boehm, B. 54 yd field goal, 11-38, 02:42
00:10 OSU Smith, J. 3 yd pass from Sayin, J. (Hawkins, C. kick), 9-90, 01:05

THIRD QUARTER

11:29 OSU Jackson, B. 65 yd run (Hawkins, C. kick), 4-94, 01:57
08:20 OSU Jackson, J. 49 yd run (Hawkins, C. kick), 3-62, 01:35

THIRD QUARTER

14:16 OSU Bey, L. 25 yd pass from Fahey, L. (Hawkins, C. kick), 10-83, 05:23
01:55 OSU Henry Jr., C. 15 yd pass from Fahey, L. (Hawkins, C. kick), 8-58, 03:57

RUSHING: Ball State - Jackson 2-20; Luster 9-10; Bonds 3-9; Horton 6-4; Thompson Jr. 2-3; TEAM 1-minus 1. **Ohio State -** Jackson, B. 9-83; Jackson, J. 8-83; Bey 6-37; West 5-27; St. Clair 2-8, Smith, J. 1-5; Sayin 3-minus 9; Fahey 1-3.

PASSING: Ball State - Luster 18-33-1-89; Mizzell 2-4-0-31.
Ohio State - Sayin 21-25-0-320; Fahey 5-6-1-62; St. Clair 5-6-0-52.

RECEIVING: Ball State - Durham 1-26; Hoover 5-20; McDougle 2-16; Hamilton 1-11; Thompson Jr., J. 3-11; Thacker 1-11; Nelson 1-8; Bonds 1-6; Horton 4-6; Jackson 1-5; Thompson Jr., C. 0-0; Scherle 0-0. **Ohio State -** Smith, J. 8-151; McCuin 6-97; Bey 2-37; Inniss 3-36; Boyd 1-22; West 3-18; Henry Jr. 1-15; Jackson, B. 1-13; Guilford 1-12; Roberts 1-11; Bell 1-6; Williams 1-6; LeBlanc 1-6; Lennon 1-4; Lautar 0-0.

INTERCEPTIONS: Ball State - None. **Ohio State -** Alford 1-2.

FUMBLES: Ball State - None. **Ohio State -** None.

GAME 2: BALL STATE

No. 4 Texas 24
No. 1 Ohio State 23
Sept. 12, 2025 at Ohio Stadium (105,044)

SCORING	1	2	3	4	-	F
Texas	0	3	0	21	-	24
Ohio State	10	10	3	0	-	23

SCORING SUMMARY:

FIRST QUARTER

12:04 OSU Hawkins, C. 26 yd field goal, 6-11, 02:45
05:39 OSU Jackson, J. 8 yd run, J. (Hawkins, C. kick), 10-81, 04:36

SECOND QUARTER

05:42 TEX Spetic, G. 37 yd field goal, 16-69, 07:41
01:41 OSU Hawkins, C. 30 yd field goal, 9-63, 04:01
00:10 OSU Smith, J. 19 yd pass from Sayin, J. (Hawkins, C. kick), 4-49, 00:39

THIRD QUARTER

08:09 OSU Hawkins, C. 48 yd field goal, 7-43, 01:51

FOURTH QUARTER

14:19 TEX Wingo, R. 3 yd pass from Manning, A. (Spetic, G. kick), 15-91, 06:28
07:14 TEX Smothers, H. 1 yd run (Spetic, G. kick), 13-72, 05:32
00:25 TEX Smothers, H. 1 yd run (Spetic, G. kick), 12-73, 03:51

RUSHING: Texas - Smothers 21-74; Brown 10-54; Manning 8-24; Wingo 1-minus 10; TEAM 1-minus 1. **Ohio State -** Jackson, B. 19-74; Jackson, J. 5-20; Sayin 4-minus 7; West 2-7; Bet 1-0.

PASSING: Texas - Manning 23-37-1-195.
Ohio State - Sayin 17-32-1-278.

RECEIVING: Texas - Mosley 5-65; Winston 3-39; Coleman 3-35; Smothers 3-29; Wingo 4-22; Shannon 1-4; Brown 4-1.
Ohio State - Smith, J. 8-164; Jackson, B. 4-37; Williams 2-29; Roberts 1-24; Inniss 1-19; McCuin 1-5; Bell 0-0; Jackson, J. 0-0; Christian 0-0.

INTERCEPTIONS: Texas - Littleton 1-0.
Ohio State - Timmons 1-7.

FUMBLES: Ball State - None.
Ohio State - Timmons 1-1-0; Pierce 1-0-0; Moore 1-0-0.

GAME 3: BALL STATE

Kent State 3
No. 6 Ohio State 59
Sept. 19, 2026 at Ohio Stadium (100,009)

SCORING	1	2	3	4	-	F
Kent State	0	0	0	3	-	3
Ohio State	21	14	7	17	-	59

SCORING SUMMARY:

FIRST QUARTER

12:07 OSU Jackson, J. 11 yd run, (Hawkins, C. kick), 7-65, 02:53
06:42 OSU Roberts, N. 6 yd pass from Sayin, J., (Hawkins, C. kick), 5-62, 02:33
00:44 OSU West, I. 4 yd run, (Hawkins, C. kick), 5-46, 02:22

SECOND QUARTER

09:29 OSU Jackson, B. 1 yd run, (Hawkins, C. kick), 10-64, 05:18
00:00 OSU Inniss, B. 49 yd pass from Sayin, J. (Hawkins, C. kick), 4-85, 00:20

THIRD QUARTER

10:57 OSU Jackson, J. 1 yd run, (Hawkins, C. kick), 7-43, 03:16

FOURTH QUARTER

14:27 OSU Henry Jr., C. 75 yd pass from Fahey, L. (Hawkins, C. kick), 1-75, 00:14
14:19 OSU Perez, J. 11 yd fumble return (Hawkins, C. kick), 00:08
07:22 OSU Hawkins, C. 31 yd field goal, 6-48, 03:22
01:56 KSU Leonard, S. 30 yd field goal, 4-2, 01:37

RUSHING: Kent State - White 5-21; Delaney Jr. 9-20; King 3-11; Harris 3-8; Ruffin 2-7; DeShields 2-6; Caffey 3-5; Good 3-5; Hopperton 3-2; Thanthanavong 1-minus 14. **Ohio State -** Jackson, B. 11-73; Jackson, J. 8-47; Akih 8-13; West 6-10; Jackson Jr., S. 2-8; Bey 1-0; Sayin 2-minus 6.

PASSING: Kent State - DeShields 6-15-1-35; Ruffin 1-3-0-minus 1; Clark 1-1-0-29; Good 0-1-0-0; Thanthanavong 0-1-0-0. **Ohio State -** Sayin 18-22-0-241; Fahey 4-5-1-141; St. Clair 0-1-1-0.

RECEIVING: Kent State - Harris 2-29; Clark 1-14; Banks 1-13; Caffey 1-4; Mulder 1-3; King 1-1; Maxey 1-minus 1. **Ohio State -** Smith, J. 5-85; Inniss 4-78; Boyd 4-66; Bell 3-37; McCuin 2-29; Roberts 2-12; Henry Jr. 1-75; Jackson, B. 1-0.

INTERCEPTIONS: Kent State - Johnson 1-0; Mintz 1-48. **Ohio State -** Pettijohn 1-8.

FUMBLES: Kent State - None. **Ohio State -** Perez 1-11-1; Pierece 1-0-0.

GAME 4: ILLINOIS

Illinois 19
No. 7 Ohio State 42
Sept. 26, 2026 at Ohio Stadium (101,452)

SCORING	1	2	3	4	-	F
Illinois	7	3	3	6	-	19
Ohio State	14	14	0	14	-	42

SCORING SUMMARY:

FIRST QUARTER

09:34 OSU Smith, J. 7 yd pass from Sayin, J., (Hawkins, C. kick), 9-75, 05:26
03:39 OSU Smith, J. 72 yd pass from Sayin, J., (Hawkins, C. kick), 4-93, 01:48
01:04 ILL Anderson, J. 22 yd run, (Moczulski, E. kick), 6-75, 02:35

SECOND QUARTER

04:12 OSU Smith, J. 9 yd pass form Sayin, J., (Hawkins, C. kick), 19-96, 08:31
01:32 ILL Moczulski, E. 43 yd field goal, 8-50, 02:40
00:15 OSU Sayin, J. 7 yd run (Hawkins, C. kick), 10-75, 01:17

THIRD QUARTER

09:35 ILL Moczulski, E. 44 yd field goal, 13-49, 05:25

FOURTH QUARTER

10:07 OSU Smith, J. 26 yd pass from Sayin, J., (Hawkins, C. kick), 8-80, 04:02
06:02 ILL Robinson, T. 27 yd pass from Houser, K. (Trimble, B. pass from Houser, K. failed), 9-75, 04:05
02:36 OSU Jackson, J. 2 yd run, (Hawkins, C. kick), 8-43, 03:26

RUSHING: Illinois - Laughery, A. 11-113; Valentine, C. 10-47; Anderson, J. 2-20; Houser, K. 7-14; Barnett, J. 2-4; Newton, J. 1-1.
Ohio State - Jackson, J. 10-56; Jackson, B. 11-53; Sayin, J. 7-29; West, I. 2-15; TEAM 2-minus 2.

PASSING: Illinois - Houser, K. 21-37-0-263.
Ohio State - Sayin 27-36-0-367.

RECEIVING: Illinois - Clement, H. 5-87; Dixon, C. 5-63; Robinson, T. 4-45; Trimble, B. 4-28; Valentine, C. 1-33; Abney, C. 1-6; Laughery, A. 1-1.
Ohio State - Smith, J. 12-217; Roberts, N. 4-36; McCuin, D. 4-34; Jackson, B. 3-16; Bell, P. 1-23; Boyd, B. 1-22; Henry Jr., C. 1-15; Welcing, H. 1-4.

INTERCEPTIONS: Illinois - None.
Ohio State - None

FUMBLES: Kent State - None.
Ohio State - None.