

OHIO STATE MEN'S BASKETBALL

1898 **FIRST SEASON** • 1 **NATIONAL CHAMPIONSHIP** • 10 **NCAA FINAL FOURS** • 14 **SWEET 16 APPEARANCES**
31 **NCAA APPEARANCES** • 20 **BIG TEN CONFERENCE CHAMPIONSHIPS** • 28 **CONSENSUS ALL-AMERICANS**

WAYS TO WATCH/LISTEN

Watch: FS1
(Jeff Levering and LaPhonso Ellis)

Listen: 97.1 The Fan / OhioStateBuckeyes.com
(Paul Keels and Ron Stokes)

2025-26 SCHEDULE/RESULTS

OCTOBER

Sun 26 **OHIO (Exh.)** W, 103-74

NOVEMBER (6-1)

Mon 3 **IU INDY** (B1G+) W, 118-102

Fri 7 **PURDUE FW** (BTN) W, 94-68

Tue 11 **APPALACHIAN ST.** (B1G+) W, 75-53

Sun 16 **NOTRE DAME** (FS1) W, 64-63

Thur 20 **WESTERN MICHIGAN** (BTN) W, 91-58

Tue 25 **MOUNT ST. MARY'S** (BTN) W, 113-60

Fri 28 at Pitt (ESPN/ESPN2) L, 66-67

DECEMBER (3-2)

Sat 6 at Northwestern* (BTN) W, 86-82

Tue 9 **#13 ILLINOIS*** (Peacock/NBCSN) L, 80-88

Sat 13 vs. West Virginia¹ (ESPNU) W, 89-88(2ot)

Sat 20 vs. #12 North Carolina² (CBS) L, 70-71

Tue 23 **GRAMBLING STATE** (BTN) W, 89-63

JANUARY (4-3)

Fri 2 at Rutgers* (Peacock) W, 80-73

Mon 5 **#10 NEBRASKA*** (FS1) L, 69-72

Thur 8 at Oregon* (BTN) W, 72-62

Sun 11 at Washington* (Peacock/NBCSN) L, 74-81

Sat 17 **UCLA*** (CBS) W, 86-74

Tue 20 **MINNESOTA*** (BTN) W, 82-74(ot)

Fri 23 at #3 Michigan* (FOX) L, 62-74

Mon 26 **PENN STATE*** (FS1) 7:00

Sat 31 at Wisconsin* (FOX) 2:00

FEBRUARY (0-0)

Thur 5 at Maryland* (FS1) 8:30

Sun 8 **MICHIGAN*** (CBS) 1:00

Wed 11 **USC*** (BTN) 6:30

Sat 14 vs. Virginia³ (FOX) 8:00

Tue 17 **WISCONSIN*** (FS1) 8:30

Sun 22 at Michigan State* (CBS) 1:00

Wed 25 at Iowa* (BTN) 9:00

MARCH (0-0)

Sun 1 **PURDUE*** (CBS) 1:30

Wed 4 at Penn State* (Peacock) 7:30

Sat 7 **INDIANA*** (FOX) 5:30

Tu-Su 10-15 Big Ten Tournament⁴

* Big Ten Conference game

(1) Cleveland Hoops Showdown (Cleveland, Ohio)

(2) CBS Sports Classic (Atlanta, Ga.)

(3) Nashville Hoops Showdown (Nashville, Tenn.)

(4) Big Ten Tournament (Chicago, Ill.)

GAME 20

OHIO STATE (13-6, 5-4) VS. **PENN STATE** (9-10, 0-8)

Monday, Jan. 26 • 7 p.m. • Columbus, Ohio • Schottenstein Center



Head Coach: Jake Diebler
2nd year overall
Career Record: 38-24
10th year at Ohio State
Record at Ohio State: 38-24



Head Coach: Mike Rhoades
22nd year overall
Career Record: 414-231
3rd year at Penn State
Record at Penn State: 41-42



- Ohio State returns home looking to bounce-back on Monday night when the Buckeyes host Penn State in the first of two meetings between the teams this season.
- Ohio State officially leads the all-time series with Penn State 42-21, and that includes a 16-2 at the Schottenstein Center.
- The Buckeyes won 18 consecutive games in the series from 2004 to 2013. But since then, the Buckeyes hold a slight 13-9 edge and the teams have split the last six meetings.
- Last year, the Buckeyes took control early and rolled to an 83-64 victory at Penn State on Jan. 30, 2025 inside Rec Hall. John Mobley Jr. led the way with 19 points and matched his season-highs with eight assists and five rebounds. Bruce Thornton tied his career-high with five three-pointers as part of a 17-point effort. Devin Royal led the team with eight rebounds and finished with 15 points.
- Monday's game will feature a pair of guys who were on the other side last year. Ohio State's Puff Johnson played last year at Penn State, averaging 10.2 points and 4.4 rebounds in 17 games. Penn State assistant coach Talor Battle was an assistant coach at Ohio State last season.
- The Buckeyes are coming off a 74-62 setback at No. 3 Michigan on Friday night. They battled deep into the second half but a late run by the Wolverines put the game away. John Mobley Jr. continued his solid play as he led the team with 22 points on 4-of-9 from long range. Christoph Tilly added 17 points to go with four rebounds, two assists and two steals.
- Mobley Jr. has averaged 4.0 three-point makes over the last eight games, which has included two stretches of three-consecutive games of 4-or-more three-point makes. He's just the second Buckeye with multiple streaks in the same season, joining Jon Diebler from the 2009-10 season.
- Bruce Thornton is just 10 points away from tying Michael Redd (1998-00) for sixth on the program's all-time scoring list. Thornton has scored 1,869 career points and is coming off a season-low 10 points last Friday at Michigan. Chances are good for a "get back to normal" game on Monday.
- Penn State comes to town looking for its first Big Ten win of the season. The Nittany Lions are 9-10 overall on the year but have lost all eight conference games. They are coming off a 98-71 setback to Wisconsin at home inside Rec Hall last Thursday night.



#0 JOHN MOBLEY JR.

SO • G • 6-2 • 185 • REYNOLDSBURG, OHIO

PPG	RPG	MPG	BLK	STL	APG	FG%	3FG%	FT%
15.6	2.5	30.7	0	14	2.6	.437	.416	.857


- Has made a three in every game this season
- 32 threes in last 8 games
- 41.6 three-point percentage, 3rd-best in the Big Ten

LAST GAME

Made 4 three-pointers and led the team with 22 points and 2 assists

CAREER HIGHS

Pts.....28 - 1/17/26
Rebs.....5 (2x) - 1/8/26
Asts.....8 (3x) - 11/3/25
Stls.....4 - 11/25/24
Blks.....1 (2x) - 1/17/25



#9 MATHIEU GRUJICIC *(grew-yuh-chich)*

FR • G • 6-7 • 210 • BERLIN, GERMANY

PPG	RPG	MPG	BLK	STL	APG	FG%	3FG%	FT%
1.0	0.8	5.5	0	1	0.3	.125	.143	.429

- Has great size for a guard that can play either the 1, 2 or 3 positions on the floor
- Proven scorer on the international level

LAST GAME

Did not play

SEASON HIGHS

Pts.....3 - 1/17/25
Rebs.....2 (2x) - 11/25/25
Asts.....1 (2x) - 11/25/25
Stls.....1 - 11/20/25
Blks.....



#1 AMARE BYNUM

FR • F • 6-8 • 240 • OMAHA, NEB.

PPG	RPG	MPG	BLK	STL	APG	FG%	3FG%	FT%
8.8	4.8	25.8	18	7	1.0	.471	.244	.727


- Had 1st double-double vs. Western Michigan
- Four-star prospect and ranked No. 47 in the class.
- Best dunker on the team

LAST GAME

Scored 5 points and grabbed a pair of rebounds

SEASON HIGHS

Pts.....20 - 1/11/26
Rebs.....10 - 11/20/25
Asts.....3 (3x) - 12/23/25
Stls.....1 (4x) - 1/11/26
Blks.....4 - 1/8/26



#13 CHRISTOPH TILLY

SR • C • 7-0 • 240 • BERLIN, GERMANY

PPG	RPG	MPG	BLK	STL	APG	FG%	3FG%	FT%
12.3	5.2	26.9	10	10	2.5	.474	.163	.762

- Skilled 7-footer with range
- Very good passer
- Played last 3 seasons at Santa Clara
- 2nd Team All-WCC last year

LAST GAME

Tied a career-high with a pair of threes and finished with 17 points and 4 rebounds

CAREER HIGHS

Pts.....26 - 11/3/25
Rebs.....12 - 3/23/25
Asts.....7 - 11/20/25
Stls.....4 - 11/28/23
Blks.....4 - 12/30/23



#2 BRUCE THORNTON

SR • G • 6-2 • 215 • FAIRBURN, GA.

PPG	RPG	MPG	BLK	STL	APG	FG%	3FG%	FT%
20.1	5.6	36.6	5	24	3.6	.551	.402	.856


- Averaging career-best 20.1 ppg
- Has 3 of his 6 career double-doubles this season
- 1,869 career points, 7th on the program's all-time list

LAST GAME

Finished with 10 points and led the team with 9 rebounds and 2 assists

CAREER HIGHS

Pts.....38 - 1/11/25
Rebs.....13 - 11/28/25
Asts.....10 (4x) - 12/6/25
Stls.....4 (2x) - 1/20/26
Blks.....2 (2x) - 12/20/25



#14 BRANDON NOEL *(Knoll)*

5TH • F • 6-8 • 240 • LUCASVILLE, OHIO

PPG	RPG	MPG	BLK	STL	APG	FG%	3FG%	FT%
7.4	4.1	20.6	3	4	1.0	.643	.214	.733

- Mature, experienced player who is in his 6th collegiate season
- Played last 3 seasons at Wright State
- Has 30 career double-doubles

LAST GAME

Missed the game with a foot injury

CAREER HIGHS

Pts.....32 - 1/12/23
Rebs.....17 - 1/6/23
Asts.....7 - 2/8/23
Stls.....4 - 11/19/23
Blks.....4 (2x) - 2/16/25



#3 TAISON CHATMAN *(TAY-son)*

R-SO • G • 6-4 • 190 • MINNEAPOLIS, MINN.

PPG	RPG	MPG	BLK	STL	APG	FG%	3FG%	FT%
1.9	0.4	5.7	0	4	0.5	.500	.500	.714


- Missed last year recovering from ACL surgery
- Had a great offseason
- Played in 17 games as a true freshman in 2023-24

LAST GAME

Played six minutes and missed a pair of shots

CAREER HIGHS

Pts.....9 - 11/25/25
Rebs.....2 (3x) - 1/11/26
Asts.....3 - 11/11/25
Stls.....1 (3x) - 1/11/26
Blks.....



#17 JOSH OJIANWUNA *(oh-JOHN-wu-nuh)*

SR • F • 6-10 • 270 • ASABA, NIGERIA

PPG	RPG	MPG	BLK	STL	APG	FG%	3FG%	FT%
0.0	0.0	0.0	0	0	0.0	.000	.000	.000

- Big, strong, physical post player
- Recovering from a knee injury in February of 2025
- Played the last 3 seasons at Baylor

LAST GAME

Did not play

CAREER HIGHS

Pts.....16 - 12/11/24
Rebs.....17 - 1/11/25
Asts.....2 (6x) - 1/14/25
Stls.....3 (3x) - 1/4/25
Blks.....3 (3x) - 12/31/24



#4 GABE CUPPS

R-SO • G • 6-2 • 180 • DAYTON, OHIO

PPG	RPG	MPG	BLK	STL	APG	FG%	3FG%	FT%
1.8	1.5	14.6	1	10	1.3	.345	.235	.846

- Tough, gritty point guard with a high basketball IQ
- Started 22 games as a freshman at Indiana

LAST GAME

Had an assist and missed his lone shot in 7:29 of game action

CAREER HIGHS

Pts.....11 - 12/9/23
Rebs.....5 (3x) - 1/3/24
Asts.....4 - 12/6/25
Stls.....2 (9x) - 11/20/25
Blks.....1 - 11/6/25



#20 COLIN WHITE

SO • G • 6-6 • 220 • OTTAWA, OHIO

PPG	RPG	MPG	BLK	STL	APG	FG%	3FG%	FT%
0.9	1.2	9.0	2	7	0.5	.400	.000	.333

- Provides energy off the bench
- Smart player who does a little bit of everything
- Mechanical Engineering major
- 2024 Ohio Mr. Basketball

LAST GAME

Scored 2 points and grabbed 2 rebounds to go with an assist

CAREER HIGHS

Pts.....6 (2x) - 11/22/24
Rebs.....5 - 11/20/25
Asts.....3 (2x) - 12/6/25
Stls.....2 (2x) - 12/6/25
Blks.....1 (5x) - 12/23/25



#6 PUFF JOHNSON

6TH • G/F • 6-8 • 200 • MOON TOWNSHIP, PA.

PPG	RPG	MPG	BLK	STL	APG	FG%	3FG%	FT%
0.0	0.0	5.0	0	0	0.0	.000	.000	.000

- Joined the team on Jan. 17
- Played in 111 games in parts of five seasons at UNC and PSU
- Averaged 10.2 pts and 4.4 rebs last year, both career-highs

LAST GAME

Made his Buckeye debut, playing 4:42

CAREER HIGHS

Pts.....20 - 11/12/24
Rebs.....10 - 12/21/24
Asts.....3 (2x) - 12/29/24
Stls.....4 (3x) - 12/5/24
Blks.....2 - 11/4/24



#21 DEVIN ROYAL

JR • G • 6-6 • 230 • PICKERINGTON, OHIO

PPG	RPG	MPG	BLK	STL	APG	FG%	3FG%	FT%
13.9	5.8	32.2	2	11	1.8	.492	.355	.791

- Worked hard on his shooting in the offseason
- Transitioning to the 3-position
- Led the team in rebounding last season at 6.4 boards per game

LAST GAME

Finished with 4 points and just one rebound in over 35 minutes of action

CAREER HIGHS

Pts.....31 - 12/17/24
Rebs.....15 - 12/17/24
Asts.....4 (2x) - 1/21/26
Stls.....4 - 12/29/24
Blks.....3 - 11/10/23



#7 IVAN NJEHOVAN *(ee-vahn NYEH-govin)*

SO • C • 7-2 • 260 • OTOČAC, CROATIA

PPG	RPG	MPG	BLK	STL	APG	FG%	3FG%	FT%
2.7	3.2	10.5	6	2	0.8	.586	.500	.545

- Has taken a big step in his development during the offseason
- Tallest player on the team
- Played in 21 games last season as a freshman

LAST GAME

Played well in over 10 minutes of action, scoring 2 points and notching a steal and a block

CAREER HIGHS

Pts.....15 - 11/25/25
Rebs.....9 - 1/20/26
Asts.....3 - 11/7/25
Stls.....1 (2x) - 1/23/26
Blks.....2 - 11/7/25



#55 BRAYLEN NASH

SO • G • 6-4 • 190 • NEW ALBANY, OHIO

PPG	RPG	MPG	BLK	STL	APG	FG%	3FG%	FT%
0.0	0.0	1.0	0	0	0.3	.000	.000	.000

- Athletic guard who was also a quarterback in high school
- Great lead guard on scout team
- Made his only 3-point FG on his first career attempt last season

LAST GAME

Did not play

CAREER HIGHS

Pts.....3 - 11/11/24
Rebs.....
Asts.....1 - 11/25/25
Stls.....1 - 11/19/24
Blks.....



JAKE DIEBLER

VALPARAISO, 2009

Record at Ohio State: 38-24

(2nd full season as head coach | 10th year overall at Ohio State)

- Named the head coach on March 17, 2024
- Is in his 10th year overall at Ohio State
- Started as video coordinator from 2014-16 under Thad Matta
- Returned as an assistant coach in 2019-20
- Elevated to associate head coach in 2021-22
- Played 116 games in 4 years at Valpo
- Ohio native, he holds the Ohio HS career steals record and is 2nd in assists



Joel Justus
Assoc. Head Coach



Dave Dickerson
Assistant Coach



Jamall Walker
Assistant Coach



Luke Simons
Assistant Coach



Brian Walsh
Assistant Coach



2025-26 ROSTER BREAKDOWN

BY CLASS

Sixth Year (1)

Puff Johnson

Fifth Year (1)

Brandon Noel

Seniors (3)

Josh Ojianwuna
Bruce Thornton
Christoph Tilly

Juniors (1)

Devin Royal

Sophomores (6)

Taison Chatman
Gabe Cupps
John Mobley Jr.
Braylen Nash
Ivan Njegovan
Colin White

Freshmen (3)

Amare Bynum
Mathieu Grujicic
Myles Herro

BY STATE

Ohio (6)

Gabe Cupps
John Mobley Jr.
Braylen Nash
Brandon Noel
Devin Royal
Colin White

Nebraska (1)

Amare Bynum

Georgia (1)

Bruce Thornton

International (4)

Ivan Njegovan (Croatia)
Mathieu Grujicic (Germany)
Josh Ojianwuna (Nigeria)
Christoph Tilly (Germany)

Minnesota (1)

Taison Chatman

Pennsylvania (1)

Puff Johnson

Wisconsin (1)

Myles Herro

NUMERICAL ROSTER

No.	Name	Pos.	Ht.	Wt.	Cl.	Hometown	H.S./Last School
0	John Mobley Jr.*	G	6-2	185	So.	Reynoldsburg, Ohio	Bishop Gorman/Wasatch Acad.
1	Amare Bynum	F	6-8	240	Fr.	Omaha, Neb.	Link Academy
2	Bruce Thornton***	G	6-2	215	Sr.	Fairburn, Ga.	Milton
3	Taison Chatman*	G	6-4	190	R-So.	Minneapolis, Minn.	Totino-Grace
4	Gabe Cupps	G	6-2	180	R-So.	Dayton, Ohio	Centerville/Indiana
6	Puff Johnson	G/F	6-8	200	6th	Moon Township, Pa.	Hillcrest Prep/UNC/P
7	Ivan Njegovan*	C	7-2	260	So.	Otočac, Croatia	Gimnazija Vladimira-Nazora
8	Myles Herro	G	6-3	165	Fr.	Milwaukee, Wis.	Whitnall
9	Mathieu Grujicic	G	6-7	210	Fr.	Arles, France	FC Barcelona
13	Christoph Tilly	C	7-0	240	Sr.	Berlin, Germany	Alba Berlin/Santa Clara
14	Brandon Noel	F	6-8	240	5th	Lucasville, Ohio	Chillicothe/Wright State
17	Josh Ojianwuna	F	6-10	270	Sr.	Asaba, Nigeria	NBA Global Academy/Baylor
20	Colin White*	F	6-6	220	So.	Ottawa, Ohio	Ottawa-Glandorf
21	Devin Royal*	F	6-6	230	Jr.	Pickerington, Ohio	Pickerington Central
55	Braylen Nash*	G	6-4	190	So.	New Albany, Ohio	New Albany

* denotes letters earned at Ohio State

SOCIAL MEDIA ROSTER

No.	Name	Twitter	Instagram	TikTok
0	John Mobley Jr.	jmobleyjr	jmobleyjr	jmobleyjr
1	Amare Bynum	amarebynumm	amarebynumm	agentunoo_
2	Bruce Thornton	Bruce2T_	brucethornton_	
3	Taison Chatman	tchat04	taison.chatman	taison.chatman
4	Gabe Cupps	CuppsGabe	gcupps23	gcupps23
6	Puff Johnson	PuffJohnson14	puffjohnson5	puff_johnson
7	Ivan Njegovan	njegovan_ivan	ivan_njegovan	
8	Myles Herro	herromyles2	mylesherro	
9	Mathieu Grujicic	mathieugrujicic	mathieu.grujicic	mathieu.grujicic9
13	Christoph Tilly	ChristophTilly	christophilly	christophilly
14	Brandon Noel	bnoel811	bnoel1	
17	Josh Ojianwuna	JoshuaOjianwuna	ojianwunajoshua_	joshc15137
20	Colin White	ColinWhite21	colinwhite22	colin_white21
21	Devin Royal	DevinRoyal7	dev.royall	devinroyal1
55	Braylen Nash	BraylenNash	braylen.3	thebraylennash

COACHES AND STAFF

Jake Diebler - Head Coach
Joel Justus - Associate Head Coach
Dave Dickerson - Assistant Coach
Jamal Walker - Assistant Coach
Brian Walsh - Assistant Coach
Luke Simons - Assistant Coach
Quadrian Banks - Strength and Conditioning Coach
David Egelhoff - Director of Basketball Operations
Terence Dials - Recruiting Coordinator
Nick Kellogg - NIL/Community Relations Coordinator
Robbie Rucki - Video Coordinator
Tony Laurenzi - Athletic Trainer
Cristy Sierra - Dietitian
Paul Jones - Sports Science
Kyle Pulvermacher - Sports Science
Kaitlin Davis - Academic Support
Charron Sumler - Sports Psychologist
Danie Daluisio - Compliance
Joe Gemma - Graphic Designer
Enrique Cabotage - Creative Video Designer
Nick Artinian - Social Content Manager
John Trainer - Social Media Coordinator
Eric Buchanan - Equipment
Gary Petit - Athletics Communications

PRONUNCIATION GUIDE

Amare Bynum..... uh-mare-ee
Taison Chatman..... TAY-son
Mathieu Grujicic grew-yuh-chich
Ivan Njegovan ee-vahn NYEH-govin
Brandon Noel Knoll
Josh Ojianwuna..... oh-john-wu-nuh

MAJORS

Amare Bynum..... Sport Industry
Taison Chatman..... Sport Industry
Gabe Cupps..... Finance
Mathieu Grujicic Real Estate
Myles Herro Communications
Puff Johnson Human Development and Family Sciences
John Mobley Jr. Sport Industry
Braylen Nash Sport Industry
Ivan Njegovan Business Economics
Brandon Noel Sports Coaching
Josh Ojianwuna..... Communications
Devin Royal Sport Industry
Bruce Thornton..... Sport Industry
Christoph Tilly..... Communications
Colin White Mechanical Engineering

PLAYERS BY HEIGHT

Ivan Njegovan7-1
Christoph Tilly.....7-0
Josh Ojianwuna.....6-10
Brandon Noel, Amare Bynum, Puff Johnson.....6-8
Mathieu Grujicic, Devin Royal, Colin White6-6
Taison Chatman, Braylen Nash6-4
Myles Herro6-3
Gabe Cupps, Bruce Thornton.....6-2
John Mobley Jr.6-1



ALL-TIME SERIES VS. PENN STATE

SERIES INFORMATION WITH PENN STATE

Series Ohio State leads 42-21
 Games at Ohio State Ohio State leads 22-5
 Games at Schottenstein Cntr ... Ohio State leads 16-2
 Games at Penn State Ohio State leads 16-10
 Games at Bryce Jordan Cntr Ohio State leads 13-9
 Neutral Site Games Series tied 4-4
 Big Ten Tournament Games Ohio State leads 4-3
 Longest Ohio State win streak 18 (2004-14)
 Longest OSU home win streak 9 (2000-13)
 Longest OSU away win streak 7 (2005-13)
 Longest PSU win streak 4 (1995-96)
 Longest PSU home win streak 5 (1995-99)
 Longest PSU away win streak 2 (1995-96)
 Ranked OSU teams vs. Penn State 22-9
 OSU vs. ranked Penn State teams 0-2
 OSU record when both teams are ranked None

WHEN OSU SCORES...

	OSU Record		
	W	L	Pct.
100+	2	0	1.000
90-99	3	0	1.000
80-89	4	4	.500
70-79	24	7	.774
60-69	12	7	.632
50-59	0	3	.000
40-49	0	1	.000
39 or fewer	0	0	.000
Total (67)	45	22	.671

PENN STATE SERIES SCORING ANALYSIS

Points (Gms.)	OSU	PSU	OSU Rcd.
All Games (67)	4,912	4,552	45-22
Avg.	73.3	67.9	
In Columbus (30)	2,345	2,037	24-7
Avg.	75.7	65.3	
In State College (28)	2,022	1,976	17-11
Avg.	72.2	70.5	
Neutral Site (8)	545	538	4-4
Avg.	68.1	67.3	

Note: Includes statistics from four (3-1) vacated games from 1999-2002

GAME-BY-GAME RESULTS

Date	W/L	OSU	PSU	Site
12/30/50	L	58	67	N
12/23/61	W	92	49	H
12/8/73	W	72	65	H
12/7/75	L	68	74	A
1/2/92	W	73	63	H
1/5/93	W	71	68	A
2/5/93	W	62	59	H
1/19/94	W	79	57	H
2/19/94	W	60	57	A
1/14/95	L	64	78	H
3/1/95	L	68	75	A
1/3/96	L	69	72	H
3/9/96	L	70	86	A
1/8/97	W	70	62	H
3/1/97	L	55	56	A
2/16/98	L	81	90	A
2/28/98	L	85	89	H
<i>*11/20/98</i>	<i>W</i>	<i>70</i>	<i>62</i>	<i>H</i>
2/27/99	L	85	98 (ot)	A
2/12/00	W	88	75	H
3/1/00	W	79	73	A
3/10/00	L	66	71	N
<i>*1/10/01</i>	<i>L</i>	<i>75</i>	<i>78</i>	<i>H</i>
<i>*3/3/01</i>	<i>W</i>	<i>93</i>	<i>87</i>	<i>A</i>
<i>*1/16/02</i>	<i>W</i>	<i>76</i>	<i>57</i>	<i>H</i>
2/12/03	W	76	67	A
1/10/04	L	47	64	A
3/3/04	W	71	64	H
1/26/05	W	68	62	H
2/12/05	W	66	56	A
3/10/05	W	72	69	N
1/5/06	W	104	69	H
1/21/06	W	75	65	A
3/10/06	W	63	56	N
2/14/07	W	64	62	A
2/21/07	W	68	60	H
1/29/08	W	68	56	A
2/24/09	W	73	59	H
2/3/10	W	75	62	H
2/24/10	W	75	67	A
1/15/11	W	69	66	H
3/1/11	W	82	61	A
3/13/11	W	71	60	N
1/25/12	W	78	54	H
1/26/13	W	65	51	A

Date	W/L	OSU	PSU	Site
1/29/14	L	70	71 (ot)	H
2/27/14	L	63	65	A
2/8/15	W	75	55	H
3/4/15	W	77	67	A
1/21/16	W	66	46	H
3/10/16	W	79	75	N
2/28/17	W	71	70	A
1/25/18	L	79	82	H
2/15/18	L	56	79	A
3/2/18	L	68	69	N
2/7/19	W	74	70	H
12/7/19	W	106	74	H
1/18/20	L	76	90	A
1/27/21	W	83	79	H
2/18/21	W	92	82	A
12/5/21	W	76	64	A
1/16/22	W	61	56	H
3/10/22	L	68	71	N
2/23/23	L	71	75	H
12/9/23	L	80	83	A
1/20/24	W	79	67	H
1/30/25	W	83	64	A

NOTE: Games in **Italic* vacated by NCAA.

Team and Individual Records

Ohio State Team vs. Penn State

FG	43 (68)	PSU (1/5/06)
FGA	83 (21)	PSU (12/30/50)
FG %	63.2 (43-68)	PSU (1/5/06)
3 FG	14 (26)	PSU (12/7/19)
3 FGA	31 (11)	PSU (3/10/05)
3 FG %	60.0 (6-10)	PSU (1/19/94)
FT	30 (37)	PSU (12/7/19)
FTA	39 (26)	vs. PSU (3/10/16)
FT %	1.000 (16-16)	PSU (1/25/18)
OR	21	PSU (3/10/00)
DR	35	PSU (1/25/12)
Rebs.	66	PSU (12/23/61)
PF	26	@ PSU (2/27/99)
Pts.	106	PSU (12/7/19)
Assists	28	PSU (1/5/06)
Blocks	9	PSU (2/12/00)
Steals	11	PSU (3/3/04)

Ohio State Individual vs. Penn State

FG	13 (22)	Doug Etzler (3/1/95)
FGA	23 (11)	Michael Redd (2/28/98)
3 FG	10 (12)	Jon Diebler (3/1/11)
3 FGA	14 (2)	Scoonie Penn (3/10/00)
FT	13 (15)	Marc Loving (3/10/16)
FTA	16 (8)	D'Angelo Russell (3/4/15)
OR	8	Jermaine Tate (1/3/96)
DR	14	Shun Jenkins (2/12/03)
Rebs.	17	Shun Jenkins (2/12/03)
Pts.	32	Michael Redd (2/28/98)
Assists	8	Evan Turner (2/24/09)
	8	Jamari Wheeler (12/5/21)
	8	John Mobley Jr. (1/30/25)
Blocks	8	Ken Johnson (2/12/00)
Steals	6	Carlos Davis (2/16/98)

Penn State Team vs. Ohio State

FG	31 (61)	@PSU (2/27/99)
	31 (65)	@PSU (12/9/23)
FGA	72 (25)	PSU (12/30/50)
FG %	55.8 (24-43)	PSU (1/3/96)
3 FG	12 (28)	@ PSU (2/18/21)
3 FGA	32 (9)	@ PSU (1/29/08)
3 FG %	78.6 (11-14)	PSU (1/25/18)
FT	28 (36)	PSU (2/28/98)
FTA	36 (28)	PSU (2/28/98)
FT %	92.3 (12-13)	PSU (1/15/11)
OR	20	@ PSU (1/5/93)
DR	34	PSU (1/14/95)
Rebs.	44	PSU (1/14/95)
PF	28	PSU (2/21/07)
Pts.	98	@ PSU (2/27/99)
Assists	22	@ PSU (2/16/98)
Blocks	7	@ PSU (1/26/13)
Steals	10	@ PSU (1/10/04)
	10	@PSU (12/9/23)

Penn State Individual vs. Ohio State

FG	10 (14)	Tony Carr (1/25/19)
FGA	25 (9)	Joe Crispin (3/3/01)
3 FG	7 (14)	Joe Crispin (2/27/99)
3 FGA	14 (5)	Shep Garner (2/28/17)
FT	11 (16)	Marlon Smith (1/10/04)
FTA	16 (11)	Marlon Smith (1/10/04)
OR	7	Geary Claxton (1/26/05)
DR	10	John Amaechi (2/19/94)
Rebs.	14	John Amaechi (2/19/94)
Pts.	30	Tony Carr (2/15/18)
Assists	9	Ben Luber (3/10/06)
Blocks	6	Calvin Booth (2/16/98)
Steals	4	Geary Claxton (1/21/06)



UNIVERSITY AT A GLANCE

Name of School The Ohio State University
City (Pop.) Columbus, Ohio (1.7 m)
Founded 1870
Enrollment 61,326
Nickname Buckeyes
School Colors . Scarlet (PMS 200) & Gray (PMS 429)
Mascot Brutus Buckeye
Primary Arena Name Value City Arena (19,049)
Affiliation NCAA Division I
Conference Big Ten Conference
President Walter "Ted" Carter Jr.
Director of Athletics Ross Bjork
Associate AD/SWA Janine Oman
Ticket Office Phone 614-292-2624 or
..... 1-800-GO-BUCKS

BASKETBALL HISTORY

First Year of Basketball 1898
All-Time Record (Years)* 1,817-1,177 (127th season)
NCAA Appearances 31
NCAA Record 52-30 (31)
National Championships 1 (1960)
National Runners-up 4
NCAA Final Fours 10
NCAA Elite Eights 14
NCAA SWEET 16s 14
NIT Appearances 10
NIT Record 21-9
NIT Championships 2
NIT Runner-up 1
Big Ten Conference Season 114th
All-Time Big Ten Regular Season Record* 855-773
Big Ten Championships 20
Outright Big Ten Titles 13
Big Ten Tournament Title Game Appearances 9
Big Ten Tournament Titles 4
Big Ten Tournament Record 34-19

*The NCAA vacated 113 games (82-31) between 1998-99 and 2001-02

BASKETBALL STAFF

Head Coach Jake Diebler (Valparaiso, 2009)
Assoc. Head Coach Joel Justus (UNCW , 2004)
Assistant Coaches Dave Dickerson (Maryland, 1990)
..... Jamall Walker (St. Louis 2000)
..... Luke Simons (Purdue, 2000)
..... Brian Walsh (Akron, 2012)
Director of Basketball Operations David Egelhoff
Recruiting Coordinator Terence Dials
NIL/Community Relations Coordinator Nick Kellogg
Video Coordinator Robbie Rucki
Strength/Conditioning Quadrian Banks, PhD
Athletic Trainer Tony Laurenzi
Dietitian Cristy Sierra
Team Physician Dr. Grant Jones
Equipment Manager Eric Buchanan
Athletic Academic Counselor Kaitlin Davis
Assistant AD, Compliance Danie Daluisio
Athletic Administrator Dan Cloran

RADIO INFORMATION

Radio Station 97.1 FM The Fan
Radio Contact Person Skip Mosaic
Phone 614-460-3850
Play-by-Play Announcer Paul Keels
Analyst Ron Stokes

ATHLETICS COMMUNICATIONS

Men's Basketball Contact Gary Petit
E-mail: petit.38@osu.edu
Cell: 740-516-4370
Twitter/Instagram: @GPetitOSU/petitgm

LAST YEAR VS. PENN STATE

- John Mobley Jr. scored 19 points and Bruce Thornton added 17 as Ohio State took control early and rolled to an 83-64 victory at Penn State on Jan. 30, 2025 inside Rec Hall.
Mobley Jr. also matched his season-high with eight assists and pulled down a season-high five rebounds.
Thornton tied his career-high with five three-pointers, making 5-of-7 attempts.
Devin Royal led the team with eight rebounds and finished with 15 points.
The Buckeyes held a 41-23 edge on the boards, which was their second-largest margin of the year behind a +20 against Evansville.
Micah Parrish continued his solid play, finishing with 12 points.
Ivan Njegovan came off the bench and provided another spark. He had four points and grabbed a season-high six rebounds in a season-high 13 minutes.
The Buckeyes grabbed 13 offensive rebounds and turned them into 18 points. Penn State managed just four second chance points.

SWITCHING SIDES

- Ohio State's Puff Johnson made his Buckeye debut on Friday night against No. 3 Michigan and will now face his former team.
Johnson played the two seasons as Penn State, appearing in 46 games with 29 starts. He averaged 8.4 points and 3.6 rebounds per game as a Nittany Lion.
Last year in 17 games, he averaged career-highs of 10.2 points and 4.4 rebounds. He started all 17 games in which he played but was sidelined with a wrist injury when they played Ohio State on Jan. 30.

WELCOME BACK COACH BATTLE!

- Penn State assistant coach Talor Battle returns to the Schottenstein Center on Monday night.
In addition to being a nightmare against the Buckeyes as a player, he also was an assistant coach for Ohio State during the 2024-25 season.
The Buckeyes were 17-15 last season and narrowly missed the NCAA Tournament.
Battle is the Penn State's all-time leading scorer with 2,213 career points and led the program to the 2009 NIT championship.
Against the Buckeyes as a player, he averaged 18.3 points, 5.3 rebounds and 4.4 assists in seven games. In three games at the Schottenstein Center, he averaged 16.3 points, 6.7 rebounds and 6.0 assists.
But he never beat Ohio State as a player.
After his playing career, he began his coaching career at Penn State in 2020-21 before joining the Northwestern coaching staff from 2022-24.

BIG 3 WITH ALL SCORING

- Ohio State "Big 3" of Bruce Thornton, Devin Royal and John Mobley Jr. all scored 20+ in the win over UCLA on Jan. 17.
That was the first time all three scored 20 or more points in the same game this season and the third time overall.
The Buckeyes are 2-1 when they all eclipse the 20-point mark. Last year, they lost at Illinois on Feb. 2 and then beat Nebraska in a double-over-

time thriller on March 4.

- If you include when each of them have 15 or more points in the same game, the Buckeyes are 5-2 overall.

THORNTON IN ELITE COMPANY IN P-R-A

- Bruce Thornton is one of just four players nationally averaging 20.0 points, 5.0 rebounds and 3.5 assists per game this season.
Thornton is averaging 20.1 points, 5.6 rebounds and 3.6 assists.
He is joined by Duke's Cameron Boozer, BYU's AJ Dybantsa and Kansas State's PJ Haggerty.
Thornton is the shortest of the four players.
Thornton is also shooting the ball the best of the four players, holding an effective FG percentage of 64.2 percent.

STREAKS OF 4 OR MORE THREE-POINTERS IN A GAME

- Ohio State's John Mobley Jr. has had two different streaks (including a current one) of four or more three-point makes in a game this season.
He is just the second Buckeye with multiple three-game streaks in the same season, joining the program's all-time three-point leader Jon Diebler who had two streaks during the 2009-10 season. Diebler's streaks were both four-game streaks.
Jamison Battle holds the program record with a streak of five-consecutive games of four or more three-point makes in the 2023-24 season.

Buckeyes with Three Consecutive Games of Four or More Three-Point Makes

Table with 3 columns: Player, Gms, Season. Lists players like Je'Kel Foster, Jamar Butler, Jon Diebler, Duane Washington Jr., Jamison Battle, John Mobley Jr., and John Mobley Jr. with their game counts and seasons.

BUCKEYE BIG MEN SHARING THE BALL

- Ohio State senior center Christoph Tilly has shared the ball well this season. He has 46 assists so far, which is the most by a Buckeye big man since Kaleb Wesson had 60 assists in the 2019-20 season.
As for Buckeyes 7-foot and taller, only Brad Sellers has had more than Tilly. Sellers dished-out 53 assists as a senior in the 1985-86 season.
Tilly has been a gifted passer throughout his career. He had 54 assists as a sophomore at Santa Clara and a career-high 58 last season.

Buckeye Centers with 40+ Assists in a Season

Table with 6 columns: Rk, Player, A, Season, Gms, HT. Lists players like Craig Taylor, Kaleb Wesson, Brad Sellers, Christoph Tilly, Jared Sullinger, and Jared Sullinger with their assists, seasons, games, and heights.



FIRST POINTS / FIRST SUBSTITUTION

Opponent	1st Pts	How	Time	Opp	1st Sub	Time
OHIO (Exh.)	Thornton	Jump	19:04	18:15	Bynum-Noel	15:54
IU INDY	Mobley Jr.	3-pointer	19:26	19:36	Cupps-Mobley Jr.	15:57
PURDUE FW	Thornton	Jump	19:36	18:24	Njegovan-Tilly	12:57
APPALACHIAN ST	Noel	Lay-in	18:32	19:19	Cupps-Mobley Jr.	17:08
NOTRE DAME	Mobley Jr.	3-pointer	18:11	18:25	Bynum-Noel	14:10
W. MICHIGAN	Tilly	FT	19:50	18:08	Njegovan-Tilly	16:19
MT. ST. MARY'S	Mobley Jr.	Lay-in	19:06	14:43	Bynum-Noel	15:10
at Pitt	Thornton	Lay-in	17:30	19:47	Bynum-Noel	15:23
at Northwestern	Mobley Jr.	Lay-in	19:42	19:27	Bynum-Tilly	14:33
ILLINOIS	Tilly	Lay-in	19:29	19:02	Njegovan-Tilly	17:27
vs. West Virginia	Mobley Jr.	3-pointer	16:31	18:42	Bynum-Tilly	16:15
vs. North Carolina	Bynum	Lay-in	18:00	19:25	Noel-Tilly	13:30
GRAMBLING ST.	Tilly	Lay-in	18:52	18:29	Noel-Tilly	16:00
at Rutgers	Tilly	Lay-in	19:40	19:11	Noel-Tilly	16:51
NEBRASKA	Tilly	FT	19:02	19:19	Noel-Tilly	12:37
at Oregon	Mobley Jr.	3-pointer	18:38	18:57	Cupps-Mobley Jr.	15:21
at Washington	Royal	Lay-in	19:07	19:24	Njegovan-Tilly	17:19
UCLA	Thornton	Jump	19:26	17:27	Njegovan-Tilly	15:06
MINNESOTA	Mobley Jr.	3-pointer	19:41	15:23	Njegovan-Tilly	16:06
at Michigan	Mobley Jr.	Jump	19:27	19:53	White-Bynum	16:49

STARTERS

Time	1	2	3	4	5
15:54	Thornton	Mobley Jr.	Royal	Noel	Tilly
15:57	Thornton	Mobley Jr.	Royal	Noel	Tilly
12:57	Thornton	Mobley Jr.	Royal	Noel	Tilly
17:08	Thornton	Mobley Jr.	White	Noel	Tilly
14:10	Thornton	Mobley Jr.	Royal	Noel	Tilly
16:19	Thornton	Mobley Jr.	Royal	Noel	Tilly
15:10	Thornton	Mobley Jr.	Royal	Noel	Tilly
15:23	Thornton	Mobley Jr.	Royal	Noel	Tilly
14:33	Thornton	Mobley Jr.	Royal	Noel	Tilly
17:27	Thornton	Mobley Jr.	Royal	Noel	Tilly
16:15	Thornton	Mobley Jr.	Royal	Noel	Tilly
13:30	Thornton	Mobley Jr.	Royal	Bynum	Tilly
16:00	Thornton	Mobley Jr.	Royal	Bynum	Tilly
16:51	Thornton	Mobley Jr.	Royal	Bynum	Tilly
12:37	Thornton	Mobley Jr.	Royal	Bynum	Tilly
15:21	Thornton	Mobley Jr.	Royal	Bynum	Tilly
17:19	Thornton	Mobley Jr.	Royal	Bynum	Tilly
15:06	Thornton	Mobley Jr.	Royal	Bynum	Tilly
16:06	Thornton	Mobley Jr.	Royal	Bynum	Tilly
16:49	Thornton	Mobley Jr.	Royal	Bynum	Tilly

MISCELLANEOUS STATS

Player	GAMES STARTED		
	25-26	Career	Streak
Bruce Thornton	19	121	58
Brandon Noel	10	100	-
Christoph Tilly	19	78	52
Devin Royal	18	45	16
John Mobley Jr.	19	41	41
Josh Ojjanwuna	-	24	-
Gabe Cupps	-	22	-
Amare Bynum	9	9	9
Colin White	1	1	-

Player	GAMES SCORED IN DOUBLE-FIGURES		
	25-26	Career	
Bruce Thornton	19	95	
Brandon Noel	3	82	
Christoph Tilly	13	53	
Devin Royal	15	40	
John Mobley Jr.	15	35	
Josh Ojjanwuna	-	17	
Amare Bynum	7	7	
Gabe Cupp	-	1	
Taison Chatman	-	1	
Ivan Njegovan	1	1	

Player	20-POINT GAMES		
	25-26	Career	
Bruce Thornton	9	34	
Brandon Noel	1	32	
John Mobley Jr.	6	11	
Christoph Tilly	1	8	
Devin Royal	3	9	
Amare Bynum	1	1	

Player	30-POINT GAMES		
	25-26	Career	
Bruce Thornton	2	5	
Devin Royal	-	1	
Brandon Noel	-	1	

Player	10-REBOUND GAMES		
	25-26	Career	
Brandon Noel	2	33	
Devin Royal	3	7	
Josh Ojjanwuna	-	6	
Christoph Tilly	2	5	
Bruce Thornton	2	2	
Amare Bynum	1	1	

Player	10-ASSIST GAMES		
	25-26	Career	
Bruce Thornton	1	4	

Player	DOUBLE-DOUBLES		
	25-26	Career	
Brandon Noel	1	30	
Bruce Thornton	3	6	
Devin Royal	3	6	
Christoph Tilly	2	5	
Josh Ojjanwuna	-	4	
Amare Bynum	1	1	

Player	OPENING TIP		
	25-26	Career	
Christoph Tilly	10-7	-	
Amare Bynum	1-1	-	

Player	Charges Drawn	3-Pt Plays	Dunks	Go-Ahead Threes
	Amare Bynum	1	4-5	16
Taison Chatman	-	1-1	-	-
John Mobley Jr.	1	4-5	-	14
Ivan Njegovan	-	-	1	-
Brandon Noel	-	1-3	11	-
Devin Royal	-	8-9	10	3
Bruce Thornton	2	7-9	-	7
Christoph Tilly	2	6-10	5	1
Colin White	1	-	1	-
Totals	7	31-42	44	26
Opponents	6	18-26		

MISCELLANEOUS			
	OSU	Opp	
5-second violation	1	1	
10-second violation	-	-	
Shot clock violation	10	8	
Technical Fouls	4	-	
Successful Challenges	4	1	
Unsuccessful Challenges	-	2	

PUFF JOHNSON ADDED TO THE ROSTER AT THE HALFWAY POINT

- Jake Diebler announced on Jan. 16, that Puff Johnson will join the Ohio State men's basketball program this season.
- Johnson was granted a temporary restraining order by a Franklin County Court of Common Pleas on Friday and has been deemed immediately eligible to play this season.
- Johnson began his career in 2020-21 at North Carolina. He then transferred to Penn State prior to the 2023-24 season and averaged a career-high 10.2 points and 4.4 rebounds in 2024-25.

BRUCE THORNTON, FIRST 4-TIME CAPTAIN

- It's rare for a college player in this era to play and start games at the same school for four years. But Bruce Thornton is a rare type of player.
- He was named a captain for the 2025-26 season, becoming the first four-time captain in the 127 year history of Ohio State basketball.
- Terence Dials was the only other three-time captain in program history.
- Other multi-year captains included names like Kelvin Ransey, Ron Stokes, Dennis Hopson Scoonie Penn, Brian Brown and Kyle Young.

THORNTON ON THE OSU SCORING LIST

- As the season progresses, Bruce Thornton is going to be passing a number of Buckeye greats as he rises on the program's all-time scoring list.
- Thornton entered the year in 21st place with 1,487 career points over his first three seasons.

OHIO STATE CAREER SCORING LIST

5.	1,934	Kelvin Ransey	1977-80
6.	1,879	Michael Redd	1998-00
7.	1,869	Bruce Thornton	2023-26

THORNTON ON THE CAREER CHARTS

- In addition to the career scoring list, Bruce Thornton will climb a number of career lists.

CAREER POINTS

5.	1,934	Kelvin Ransey	1977-80
6.	1,879	Michael Redd	1998-00
7.	1,869	Bruce Thornton	2023-26

CAREER THREE-POINTERS MADE

3.	215	William Buford	2009-12
4.	196	Bruce Thornton	2023-26

CAREER THREE-POINTERS ATTEMPTED

3.	558	William Buford	2009-12
4.	517	Bruce Thornton	2023-26

CAREER ASSISTS

4.	516	Kelvin Ransey	1977-80
5.	477	Bruce Thornton	2023-26

CAREER GAMES PLAYED

10.	134	Marc Loving	2014-17
10.	134	Amir Williams	2012-15
121	Bruce Thornton	2023-26	

CAREER GAMES STARTED

5.	123	Ken Johnson	1998-01
6.	121	Bruce Thornton	2023-26

JUSTUS AND WALKER NAMED TO SILVER WAVES MOST IMPACTFUL ASSISTANT COACH TOP 100

- Ohio State associate head coach Joel Justus and assistant coach Jamall Walker have both been named to the 2026 Silver Waves 100 Most Impactful Assistant Coaches.
- The Silver Waves Media list has become the industry standard for excellence. Now in it's seventh season, the high major assistants lists have seen numerous coaches go on to become Division 1 Head Coaches.
- Both Justus and Walker are in their second seasons at Ohio State with head coach Jake Diebler.
- Justus came to Ohio State after a run to the Final Four with NC State in 2023-24.
- Walker has more than 10 years of experience as an assistant coach in the Big Ten.

ONE POINT GAMES

- The Buckeyes have played four one-point games already this season. They beat Notre Dame 64-63, fell at Pitt 67-66, topped West Virginia 89-88 in double overtime and then dropped a heart-breaker to No. 12 North Carolina 71-70.
- Ohio State is now 76-64 all-time in one-point games.
- The OSU record for one-point games in a single-season is five set in 1949-50 when the Buckeyes went 4-1.
- In addition to this year, there have been five other seasons of four one-possession games. The most recent coming in 2017.
- Over the last five seasons, the Buckeyes have played nine one-point games and seven of those have come under current head coach Jake Diebler. He and the Buckeyes are 3-4 in those games.
- Last year, the team played three one-point games.

ONE POSSESSION GAMES

- Ohio State has certainly had its share of one possession games over the last two season.
- Last year, the team played nine one possession games, including five consecutive games. They were 4-5 in those nine games.
- This year, the team has had five one possession and is 2-3 in those games.
- The nine one-possession games last season were the most in a season since 2016-17 when the Buckeyes played eight one-possession games.



BIG TEN STANDINGS

(THROUGH GAMES ON JANUARY 24)

TEAM	CONFERENCE					OVERALL						
	W-L	PCT.	H	A	STK	W-L	PCT.	H	A	N	L10	STK
Nebraska	9-0	1.000	4-0	5-0	W9	20-0	1.000	12-0	5-0	3-0	10-0	W20
Illinois	8-1	.889	3-1	5-0	W7	17-3	.850	10-1	5-0	2-2	9-1	W9
Michigan	8-1	.889	4-1	4-0	W4	18-1	.947	9-1	5-0	4-0	9-1	W4
Michigan State	8-1	.889	5-0	3-1	W6	18-2	.900	11-1	3-1	4-0	9-1	W6
Purdue	7-2	.778	4-1	3-1	L2	17-3	.850	10-2	4-1	3-0	8-2	L2
Wisconsin	6-2	.750	3-1	3-1	W5	14-5	.737	10-1	3-1	1-3	7-3	W5
UCLA	6-3	.667	4-0	2-3	W2	14-6	.700	12-0	2-3	0-3	7-3	W2
Ohio State	5-4	.556	2-2	3-2	L1	13-6	.684	9-2	3-3	1-1	6-4	L1
Iowa	4-4	.500	3-1	1-3	W2	14-5	.737	10-1	1-4	3-0	6-4	W2
Indiana	4-5	.444	2-2	2-3	W1	13-7	.650	10-2	2-4	1-1	5-5	W1
USC	3-5	.375	1-3	2-2	L2	14-5	.737	7-3	3-2	4-0	6-4	L2
Minnesota	3-6	.333	2-3	1-3	L5	10-10	.500	9-3	1-4	0-3	5-5	L5
Washington	2-6	.250	1-3	1-3	L3	10-9	.526	7-3	2-5	1-1	4-6	L3
Rutgers	2-7	.222	2-3	0-4	L3	9-11	.450	8-4	0-5	1-2	4-6	L3
Oregon	1-7	.125	0-4	1-3	L5	8-11	.421	7-4	1-3	0-4	4-6	L5
Maryland	1-8	.111	1-3	0-5	L2	8-12	.400	5-4	1-6	2-2	2-8	L2
Northwestern	1-8	.111	0-4	1-4	L1	9-11	.450	6-4	2-4	1-3	3-7	L1
Penn State	0-8	.000	0-5	0-3	L8	9-10	.474	7-5	1-3	1-2	1-9	L6

BRANDON NOEL OUT INDEFINITELY

- Senior forward Brandon Noel suffered a foot injury during the game vs. Nebraska on Jan. 5 and will be out indefinitely.
- Noel has played in all 14 games this season, making 10 starts. He is averaging 7.4 points, 4.1 rebounds and 1.0 assists per game.

THORNTON LOOKING TO JOIN RARE LIST

- Bruce Thornton is looking to become just the second Buckeye ever to record 1,700 points, 400 rebounds and 500 assists in a career.
- He would join Kelvin Ransey who had 1,934 points, 516 assists and 417 rebounds from 1977-80.
- Thornton is currently at 1,869 points, 441 rebounds and 477 assists.
- He would be just the 10th Big Ten player to reach those milestone numbers as well. Purdue's Braden Smith could likely join the group later this season.

MILESTONE WATCH

1,900 Career Points Bruce Thornton	Current Mark 1,869 (needs 31)
1,700 Career Points Brandon Noel	Current Mark 1,611 (needs 89)
1,000 Career Points Devin Royal	Current Mark 831 (needs 169)
900 Career Rebounds Brandon Noel	Current Mark 846 (needs 54)
500 Career Assists Bruce Thornton	Current Mark 477 (needs 23)
450 Career Rebounds Bruce Thornton	Current Mark 441 (needs 9)
100 Career Blocks Brandon Noel	Current Mark 93 (needs 7)

GETTING OFF TO A GOOD START ON THE ROAD

- Road wins in the Big Ten are tough to come by and the Buckeyes conference play by winning their first three Big Ten road games this season.
- The Buckeyes won at Northwestern 86-82 on Dec. 6 in the Big Ten opener, came back to beat Rutgers 80-73 on Jan. 2 and then rolled past Ore-

gon 72-62 on Jan. 8.

- Over the last 40 years, the Buckeyes had won their first two Big Ten road games just five times, including this season. In each of the previous four times, the team finished Top 4 in the league, with a pair of titles.
- The 2021-22 team won its first two and finished tied for fourth.
- The 2017-18 won its first four road contests and went on to finish runner-up on the back of Big Ten Player of the Year Keita Bates-Diop.
- The 2010-11 Final Four team won its first six Big Ten road games and went on the finish 16-2 and claim the conference title.
- The 1990-91 Jim Jackson led team opened with four consecutive Big Ten road wins and also won a Big Ten title with a 15-3 mark.
- NOTE: the 1999-00 and 2001-02 squads also won their first two road games but had to vacate those wins and their Big Ten finish.*

BYNUM'S FIRST COLLEGIATE START

- Freshman Amare Bynum's first collegiate start came in a bog one against No. 12 North Carolina in the CBS Sports Classic in Atlanta on Dec. 20.
- The Omaha, Neb. native scored the first two points of the game for the Buckeyes and finished with 11 points and six rebounds before eventually fouling out.

ANOTHER RARE NIGHT FOR THORNTON

- It has become common place but Bruce Thornton put up another rare performance in the game against Illinois on Dec. 9.
- The Fairburn, Ga., native made his first nine shots, including six from long range, and finished with 34 points. He also had six rebounds, six assists and two steals.
- Over the last 42 seasons, just two other Buckeyes had at least 34 points, six rebounds and six assists in a game.
- Dennis Hopson did it twice in the 1986-87 season. He had 36 points, 11 rebounds and 6 assists in a loss to Arkansas on Dec. 28, 1986. He then posted 34-6-6 in a win over Michigan State on Feb. 9, 1987.
- Doug Etzler was the most recent as he had 37 points, 6 rebounds and 10 assists in a blowout win vs. George Mason on Jan. 8, 1995.

10 ASSISTS, 0 TURNOVERS

- Bruce Thornton notched his second consecutive double-double and the fifth of his career with a 17-point, 10 assist effort at Northwestern on Dec. 6.
- The 10 assists came with zero turnovers.
- He joins Aaron Craft as the only Buckeyes with 10 assists and zero turnovers in a road game in program history.
- Adding in the 17 points, Thornton is the ONLY Buckeye to have a 10-assist double-double with zero turnovers in a road game.
- He and Mark Baker are the only Buckeyes with a 10-assist double-double with zero turnovers against a Big Ten team. Baker had 11 points and 11 assists vs. Wisconsin on Jan. 12, 1991.

392 CONSECUTIVE GAMES WITH A THREE

- Ohio State has made at least one three-point field goal in 392 consecutive games.
- The last time the Buckeyes failed to make a three-pointer was on March 2, 2014, when they were 0-for-11 in a 72-64 loss at Indiana.
- Five times during the streak the Buckeyes have had just one three-pointer in a game.
- Bruce Thornton has made the most three-pointers during the streak at 196.
- Ohio State has shot 35.6 percent (2,866-of-8,056) during the streak.

THORNTON DOUBLED-UP AGAINST PITT, AGAIN

- The results of the games the last two seasons against Pitt were heart-breaking but Bruce Thornton played well in both.
- Thornton has four career double-doubles and two of them came against Pitt.
- Last year, he scored 24 points and dished-out a career-high 10 assists.
- This year, he scored 18 points and shattered his previous career-high by pulling down 13 rebounds.

BIG EFFORT FROM NOEL AT NW

- After playing just eight minutes and missing both his shot attempts at Pitt (1/28), Brandon Noel bounced-back in a huge way at Northwestern.
- The Wright State transfer was 13-of-15 from the floor and finished with 29 points and a team-high 4 rebounds.
- He also had an assist, a steal and a block.
- In the last 40 years, he's just the second Buckeye to shoot 87 percent from the floor with 15 or more attempts, joining Rick Yudt against Morgan State on Dec. 27, 1994.
- His 29 points were just three points shot of a career-high.

THORNTON'S RARE & EFFICIENT 38 POINTS

- Bruce Thornton scored a career-high 38 points on 14-of-17 shooting in the win over Purdue Fort Wayne on Nov. 7.
- That was the most points in a game by a Buckeye since Jared Sullinger scored 40 on Dec. 9, 2010.
- It also took Sullinger just 17 shot attempts to reach 40 points.
- In the last 40 years, Thornton and Sullinger are the only Buckeyes to score 38 or more points on 17 or fewer shot attempts.
- Thornton was the first player in the country this season to have 38 points on 17 or fewer field goal attempts and it only happened six times all of last year.

JAKE DIEBLER

HEAD COACH | 2ND SEASON AS HEAD COACH | 10TH SEASON at OHIO STATE

NOTING DIEBLER...

- Named the program's 15th head coach on March 17, 2024.
- The first Ohioan to be named Ohio State's head coach in 35 years, following Springfield, Ohio native Randy Ayers in 1989.
- Was named the Interim Head Coach on Feb. 14, 2024 and led the team to a 6-2 mark down the stretch of the regular season and at the Big Ten Tournament.
- His first "official" win came in a thrilling 73-69 win over No. 2 Purdue at home on Feb. 18, 2024.
- His first win after being named the full-time head coach was against Cornell on March 19, 2024 in the first round of the NIT.
- Is in his ninth season overall at Ohio State after serving as video coordinator for three seasons under Thad Matta from 2013-16 and then assistant coach and associate head coach under Chris Holtmann for five seasons from 2019-24.
- As video coordinator, helped mentor point guards Aaron Craft, the 2014 National Defensive Player of the Year, and D'Angelo Russell, a 2015 First-Team All-American and No. 2 overall pick in 2015 NBA Draft.
- After his return to Ohio State, he's was the lead recruiter for back-to-back Top 10 recruiting classes in 2023 and 2024 and helped develop NBA players Duane Washington Jr., E.J. Liddell, Malaki Branham and Brice Sensabaugh.
- Got his start in coaching under his coach Homer Drew in 2009 as a graduate assistant and later director of operations.
- Was then an assistant at Valparaiso under Bryce Drew and then was also an assistant on Bryce Drew's staff at Vanderbilt.
- While at Vandy, he was the primary recruiter for 5-star point guard Darius Garland and still has a good relationship with the Cleveland Cavalier guard.
- His father Keith coached high school basketball in the state of Ohio for almost 40 years, while his older brother Jeremiah coached high school basketball in the state as well. His younger brother, Jon, is currently an assistant coach at Butler University.
- Jake and his brother Jon are still near the top of the Ohio High School Basketball career records. Jon is the state's second all-time leading scorer with 3,208 points while Jake holds the career record for most steals (578) and is second in assists (835).
- Jon then played at Ohio State from 2007-11 and was one of the most prolific shooters in program history as his 374 career three-pointers are the most in program history and his 41.6 career three-point percentage is second-best.

DIEBLER'S YEARLY RECORDS

Year	School	Record	Conf.	Postseason
2023-24	Ohio State	8-3	5-1	NIT 3rd Rd
2024-25	Ohio State	17-15	9-11	--
2025-26	Ohio State	13-6	5-4	
Overall		38-24	19-16	
		(.613)	(.543)	

DIEBLER'S TEAMS

Most Points	118 vs. IU Indy 11/3/25
Most Points Allowed	114 vs. Nebraska 3/4/25
Fewest Points	53 vs. Auburn 12/14/24
Fewest Points Allowed	30 vs. Evansville 11/19/24
Largest victory	+53 vs. Mount St. Mary's 11/25/25
Largest defeat	-38 vs. Auburn 12/14/24
Longest winning streak	6 in 2025-26
Longest losing streak	3 in 2024-25
Decided by 1 point	3-4
Decided by 5 points or less	11-8
vs. ranked teams	5-12
vs. Top-10 teams	2-3
Home games	25-9
Away games	9-11
Neutral site games	4-4
Overtime games	4-2
Conference Tournament games	1-2
NIT games	2-1

DIEBLER VS. ALL OPPONENTS

Appalachian St.	1	0	Northwestern	1	1
Auburn	0	1	Notre Dame	1	0
Campbell	1	0	Oregon	1	1
Colgate	1	0	Penn State	1	0
Evansville	1	0	Pitt	0	2
Georgia	0	1	Purdue	2	0
Grambling St.	1	0	Purdue FW	1	0
Green Bay	1	0	Rutgers	3	0
Illinois	0	3	Texas	1	0
Indiana	1	1	Texas A&M	0	1
Indiana State	1	0	UCLA	1	1
Iowa	2	1	USC	1	0
IU Indy	1	0	Valparaiso	1	0
Kentucky	1	0	Virginia	0	0
Maryland	1	1	Virginia Tech	1	0
Michigan	1	2	Washington	1	1
Michigan State	1	1	West Virginia	1	0
Minnesota	2	1	Western Michigan	1	0
Mount St. Mary's	1	0	Wisconsin	0	1
Nebraska	2	2	Youngstown St.	1	0
North Carolina	0	1			



JAKE DIEBLER AT A GLANCE...

FULL NAME: Jacob Diebler
BORN: October 28, 1986 (39)
HOMETOWN: Gibsonburg, Ohio
HIGH SCHOOL: Fostoria/Upper Sandusky
ALMA MATER: Valparaiso, 2009 / 2011

FAMILY: Wife: Jordyn
 Daughters: Jaymes and Jessa
 Sons: Jackson and Julien

COACHING TIME LINE:
 2024-Pres. – Ohio State Head Coach
 2024 – Ohio State Interim Head Coach
 2022-24 – Ohio State Assoc. Head Coach
 2019-22 – Ohio State Assistant Coach
 2016-19 – Vanderbilt Assistant Coach
 2013-16 – Ohio State Video Coordinator
 2011-13 – Valparaiso Assistant Coach
 2010-11 – Valparaiso Dir. of Operations
 2009-10 – Valparaiso Graduate Assistant

PLAYING CAREER:

- Ranked among the Horizon League Top 10 in a trio of categories as a senior, finishing fourth in minutes played, sixth in 3-pointers made and eighth in steals.
- Finished his Valparaiso career 10th with 130 career steals and 16th all-time with 229 career assists.
- Still holds the Ohio High School records for steals (578) and is second in assists (835) in a career.

EDUCATION:

- Bachelor's degree in marketing from Valparaiso in 2009
- MBA from Valparaiso in 2011



2025-26 SEASON STATS

Game Records

Record	Overall	Home	Away	Neutral
ALL GAMES	13-6	9-2	3-3	1-1
CONFERENCE	5-4	2-2	3-2	0-0
NON-CONFERENCE	8-2	7-0	0-1	1-1

Score by Periods

Team	1st	2nd	OT	TOT
Ohio St.	719	805	36	1560
Opponents	651	695	27	1373

Team Box Score

No.	Player				Total		3-Point		F-Throw		Rebounds											
		GP-GS	MIN	AVG	FG-FGA	FG%	3FG-3FGA	3FG%	FT-FTA	FT%	OFF	DEF	TOT	AVG	PF	DQ	A	TO	BLK	STL	PTS	AVG
2	THORNTON, Bruce	19-19	693:21	36.5	134-243	.551	37-92	.402	77-90	.856	15	92	107	5.6	33	0	69	25	5	24	382	20.1
0	MOBLEY JR., John	19-19	581:27	30.6	93-213	.437	57-137	.416	54-63	.857	8	39	47	2.5	34	0	51	30	1	14	297	15.6
21	ROYAL, Devin	18-18	577:10	32.1	88-179	.492	22-62	.355	53-67	.791	32	73	105	5.8	47	2	34	38	2	11	251	13.9
13	TILLY, Christoph	19-19	511:06	26.9	73-154	.474	7-43	.163	80-105	.762	31	68	99	5.2	60	2	49	33	10	10	233	12.3
1	BYNUM, Amare	19-9	492:58	25.9	66-140	.471	11-45	.244	24-33	.727	28	63	91	4.8	48	2	20	22	18	8	167	8.8
14	NOEL, Brandon	14-10	287:30	20.5	45-70	.643	3-14	.214	11-15	.733	17	40	57	4.1	20	0	14	16	3	4	104	7.4
7	NJEGOVAN, Ivan	15-0	160:36	10.7	17-29	.586	1-2	.500	6-11	.545	14	34	48	3.2	28	0	12	12	6	2	41	2.7
3	CHATMAN, Taison	14-0	79:36	5.7	8-16	.500	6-12	.500	5-7	.714	1	5	6	0.4	13	0	7	6	0	4	27	1.9
4	CUPPS, Gabe	19-0	278:21	14.7	10-29	.345	4-17	.235	11-13	.846	5	24	29	1.5	34	0	25	13	1	10	35	1.8
9	GRUJICIC, Mathieu	6-0	33:29	5.6	1-8	.125	1-7	.143	3-7	.429	1	4	5	0.8	2	0	2	1	0	1	6	1.0
20	WHITE, Colin	19-1	171:12	9.0	8-20	.400	0-11	.000	1-3	.333	8	14	22	1.2	17	0	10	1	2	7	17	0.9
6	JOHNSON, Puff	1-0	04:42	4.7	0-0	.000	0-0	.000	0-0	.000	0	0	0	0.0	1	0	0	0	0	0	0	0.0
55	NASH, Braylen	3-0	03:31	1.2	0-0	.000	0-0	.000	0-0	.000	0	0	0	0.0	0	0	1	0	0	0	0	0.0
Team											41	34	75					11				
Total		19	3875		543-1101	.493	149-442	.337	325-414	.785	201	490	691	36.4	337	6	294	208	48	95	1560	82.1
Opponents		19	3875		478-1135	.421	138-467	.296	279-380	.734	211	388	599	31.5	371	7	249	206	56	111	1373	72.3

Team Statistics

	OSU	OPP
Scoring	1560	1373
Points per game	82.1	72.3
Scoring margin	+9.8	-
Field goals-att	543-1101	478-1135
Field goal pct	.493	.421
3 point fg-att	149-442	138-467
3-point FG pct	.337	.296
3-pt FG made per game	7.8	7.3
Free throws-att	325-414	279-380
Free throw pct	.785	.734
F-Throws made per game	17.1	14.7
Rebounds	691	599
Rebounds per game	36.4	31.5
Rebounding margin	+4.8	-
Assists	294	249
Assists per game	15.5	13.1
Turnovers	208	206
Turnovers per game	10.9	10.8
Turnover margin	-0.1	-
Assist/turnover ratio	1.4	1.2
Steals	95	111
Steals per game	5.0	5.8
Blocks	48	56
Blocks per game	2.5	2.9
Winning streak	0	-
Home win streak	2	-
Attendance	108536	46654
Home games-Avg/Game	11-9867	6-7776
Neutral site-Avg/Game	-	2-11708

Team Results

Date	Opponent		Score	Att.
11/03/2025	IU Indy	W	118-102	8141
11/07/2025	Purdue Fort Wayne	W	94-68	8926
11/11/2025	App State	W	75-53	7938
11/16/2025	Notre Dame	W	64-63	12357
11/20/2025	Western Mich.	W	91-58	8294
11/25/2025	Mount St. Mary's	W	113-60	10140
11/28/2025	at Pittsburgh	L	66-67	6299
12/06/2025	at Northwestern	W	86-82	5448
12/09/2025	Illinois	L	80-88	9974
12/13/2025	vs West Virginia	Wot2	89-88	6465
12/20/2025	vs North Carolina	L	70-71	16951
12/23/2025	Grambling	W	89-63	10697
01/02/2026	at Rutgers	W	80-73	8000
01/05/2026	Nebraska	L	69-72	10382
01/08/2026	at Oregon	W	72-62	6037
01/11/2026	at Washington	L	74-81	8163
01/17/2026	UCLA	W	86-74	12937
01/20/2026	Minnesota	Wot	82-74	8750
01/23/2026	at Michigan	L	62-74	12707



2025-26 BIG TEN STATS

Game Records

Record	Overall	Home	Away	Neutral
ALL GAMES	5-4	2-2	3-2	0-0
CONFERENCE	5-4	2-2	3-2	0-0
NON-CONFERENCE	0-0	0-0	0-0	0-0

Score by Periods

Team	1st	2nd	OT	TOT
Ohio St.	325	351	15	691
Opponents	333	340	7	680

Team Box Score

No.	Player				Total		3-Point		F-Throw		Rebounds											
		GP-GS	MIN	AVG	FG-FGA	FG%	3FG-3FGA	3FG%	FT-FTA	FT%	OFF	DEF	TOT	AVG	PF	DQ	A	TO	BLK	STL	PTS	AVG
2	THORNTON, Bruce	9-9	340:17	37.8	66-123	.537	17-43	.395	32-38	.842	11	48	59	6.6	16	0	34	13	1	12	181	20.1
0	MOBLEY JR., John	9-9	294:56	32.8	49-106	.462	29-70	.414	18-24	.750	4	20	24	2.7	20	0	20	15	1	7	145	16.1
21	ROYAL, Devin	9-9	309:35	34.4	42-93	.452	9-32	.281	29-36	.806	14	35	49	5.4	26	1	18	21	0	2	122	13.6
14	NOEL, Brandon	4-2	84:15	21.1	20-27	.741	1-3	.333	7-9	.778	6	10	16	4.0	8	0	3	7	2	1	48	12.0
13	TILLY, Christoph	9-9	237:53	26.4	31-66	.470	3-13	.231	25-42	.595	14	25	39	4.3	32	2	17	14	3	6	90	10.0
1	BYNUM, Amare	9-7	262:14	29.1	29-71	.408	5-24	.208	10-14	.714	12	26	38	4.2	26	1	7	6	13	4	73	8.1
7	NJEGOVAN, Ivan	6-0	72:53	12.1	4-11	.364	0-0	.000	2-2	1.000	9	13	22	3.7	12	0	3	6	4	1	10	1.7
4	CUPPS, Gabe	9-0	122:01	13.6	5-13	.385	2-5	.400	2-2	1.000	2	6	8	0.9	16	0	11	5	0	2	14	1.6
20	WHITE, Colin	9-0	79:38	8.8	4-10	.400	0-6	.000	0-0	.000	4	4	8	0.9	9	0	7	0	0	3	8	0.9
6	JOHNSON, Puff	1-0	04:42	4.7	0-0	.000	0-0	.000	0-0	.000	0	0	0	0.0	1	0	0	0	0	0	0	0.0
3	CHATMAN, Taison	4-0	16:35	4.1	0-4	.000	0-3	.000	0-0	.000	1	1	2	0.5	2	0	2	0	0	2	0	0.0
Team											23	19	42					6				
Total		9	1825		250-524	.477	66-199	.332	125-167	.749	100	207	307	34.1	168	4	122	93	24	40	691	76.8
Opponents		9	1825		228-525	.434	68-223	.305	156-196	.796	107	188	295	32.8	159	2	128	85	35	50	680	75.6

Team Statistics

	OSU	OPP
Scoring	691	680
Points per game	76.8	75.6
Scoring margin	+1.2	-
Field goals-att	250-524	228-525
Field goal pct	.477	.434
3 point fg-att	66-199	68-223
3-point FG pct	.332	.305
3-pt FG made per game	7.3	7.6
Free throws-att	125-167	156-196
Free throw pct	.749	.796
F-Throws made per game	13.9	17.3
Rebounds	307	295
Rebounds per game	34.1	32.8
Rebounding margin	+1.3	-
Assists	122	128
Assists per game	13.6	14.2
Turnovers	93	85
Turnovers per game	10.3	9.4
Turnover margin	-0.9	-
Assist/turnover ratio	1.3	1.5
Steals	40	50
Steals per game	4.4	5.6
Blocks	24	35
Blocks per game	2.7	3.9
Winning streak	0	-
Home win streak	2	-
Attendance	42043	40355
Home games-Avg/Game	4-10511	5-8071
Neutral site-Avg/Game	-	0-0

Team Results

Date	Opponent		Score	Att.
12/06/2025	at Northwestern	W	86-82	5448
12/09/2025	Illinois	L	80-88	9974
01/02/2026	at Rutgers	W	80-73	8000
01/05/2026	Nebraska	L	69-72	10382
01/08/2026	at Oregon	W	72-62	6037
01/11/2026	at Washington	L	74-81	8163
01/17/2026	UCLA	W	86-74	12937
01/20/2026	Minnesota	Wot	82-74	8750
01/23/2026	at Michigan	L	62-74	12707



2025-26 SCHEDULE / RESULTS

OVERALL: 13-6 / BIG TEN: 5-4 / HOME: 9-2 / ROAD: 3-3 / NEUTRAL: 1-1

Date	OSU Rank	OPP Rank	Opponent	W/L	Score	Record	OSU High Scorer	OPP High Scorer	High Rebounds	High Assists	Attend.
O26	--	--	OHIO (EXH.)	W	103-74		Brandon Noel 18	Ajay Sheldon 14 Aiden Hadaway 14	Ivan Njegovan 6	Christoph Tilly 7	8,909
N3	--	--	IU INDY	W	118-102	1-0	Christoph Tilly 26 Bruce Thornton 26	Kameron Tinsley 22	Brandon Noel 10	John Mobley Jr. 8	8,141
N7	--	--	PURDUE FW	W	94-68	2-0	Bruce Thornton 38	M. Stevenson 21	Christoph Tilly 6	Bruce Thornton 5	8,926
N11	--	--	APPALACHIAN ST.	W	75-53	3-0	Brandon Noel 17	Kasen Jennings 12	Brandon Noel 11	Christoph Tilly 4	7,938
N16	--	--	NOTRE DAME	W	64-63	4-0	Bruce Thornton 24	Markus Burton 14	Devin Royal 6	Bruce Thornton 2 Brandon Noel 2 John Mobley Jr. 2 Ivan Njegovan 2	12,357
N20	--	--	W. MICHIGAN	W	91-58	5-0	Christoph Tilly 17	Brady Swartz 20	Devin Royal 10 Amare Bynum 10	Christoph Tilly 7	8,294
N25	--	--	MOUNT ST. MARY'S	W	113-60	6-0	John Mobley Jr. 26	Luke McEldon 19	Brandon Noel 7	Bruce Thornton 5	10,140
N28	--	--	at Pitt	L	66-67	6-1	Devin Royal 22	Damarco Minor 18 Cameron Corhen 18 Barry Dunning Jr. 18	Bruce Thornton 13	Gabe Cupps 3	6,299
D6	--	--	at Northwestern*	W	86-82	7-1, 1-0	Brandon Noel 29	Nick Martinelli 32	Brandon Noel 7	Bruce Thornton 10	5,448
D9	--	13/13	ILLINOIS*	L	80-82	7-2, 1-1	Bruce Thornton 34	Keaton Wagler 23	Christoph Tilly 8	Bruce Thornton 6	9,974
D13	--	--	vs. West Virginia ¹	W (2ot)	89-88	8-2, 1-1	Bruce Thornton 23	Honor Huff 24	Devin Royal 12	Bruce Thornton 4 Christoph Tilly 4	6,465
D20	--	12/13	vs. North Carolina ²	L	70-71	8-3, 1-1	Devin Royal 18	Caleb Wilson 20	Christoph Tilly 10	Bruce Thornton 4 John Mobley Jr. 4	16,951
D23	--	--	GRAMBLING ST.	W	89-63	9-3, 1-1	John Mobley Jr. 20	Antonio Munoz 19	Amare Bynum 9	John Mobley Jr. 4	10,697
J2	--	--	at Rutgers*	W	80-73	10-3, 2-1	Bruce Thornton 20	Tariq Francis 17	Bruce Thornton 10	John Mobley Jr. 5	8,000
J5	--	10/11	NEBRASKA*	L	69-72	10-4, 2-2	John Mobley Jr. 22	Braden Frager 15	Amare Bynum 9	Bruce Thornton 7	10,382
J8	--	--	at Oregon*	W	72-62	11-4, 3-2	Devin Royal 14 Christoph Tilly 14	Nate Bittle 14	Devin Royal 10	Devin Royal 3	6,037
J11	--	--	at Washington*	L	74-81	11-5, 3-3	Bruce Thornton 28	Zoom Diallo 22	Devin Royal 8	John Mobley Jr. 4	8,163
J17	--	--	UCLA*	W	86-74	12-5, 4-3	John Mobley Jr. 28	Tyler Bilodeau 30	Devin Royal 9	Christoph Tilly 5	12,973
J20	--	--	MINNESOTA*	W (ot)	82-74	13-5, 5-3	John Mobley Jr. 26	J. Crocker-Jackson 26	Ivan Njegovan 9	Bruce Thornton 3	8,750
J23	--	3/2	at Michigan*	L	62-74	13-6, 5-4	John Mobley Jr. 22	Yaxel Lendeborg 18	Bruce Thornton 9	Bruce Thornton 2 Christoph Tilly 2 John Mobley Jr. 2	12,707
J26	--	--	PENN STATE*								
J31	--	--	at Wisconsin*								
F5	--	--	at Maryland*								
F8	--	--	MICHIGAN*								
F11	--	--	USC*								
F14	--	--	vs. Virginia ³								
F17	--	--	WISCONSIN*								
F22	--	--	at Michigan State*								
F25	--	--	at Iowa*								
M1	--	--	PURDUE*								
M4	--	--	at Penn State*								
M7	--	--	INDIANA*								
M10-15	--	--	Big Ten Tournament ⁴								

CAPS - home game

* - Big Ten game

(1) Cleveland Hoops Showdown -- Rocket Arena (Cleveland, Ohio)

(2) CBS Sports Classic -- State Farm Arena (Atlanta, Ga.)

(3) Nashville Hoops Showdown -- Bridgestone Arena (Nashville, Tenn.)

(4) Big Ten Tournament -- United Center (Chicago, Ill.)

Rank = Associated Press / Coaches (at time of game)



SEASON / CAREER STATISTICS

Player	Season Statistics										Career Statistics									
	GP-GS	MIN/G	FG%	3FG%	FT%	R/G	A/G	STL	BLK	PTS/G	GP-GS	MIN/G	FG%	3FG%	FT%	R/G	A/G	STL	BLK	PTS/G
BYNUM, Amare	19-9	25.9	.471	.244	.727	4.8	1.1	8	18	8.8	19-9	25.9	.471	.244	.727	4.8	1.1	8	18	8.8
CHATMAN, Taison	14-0	5.7	.500	.500	.714	0.4	0.5	4	0	1.9	31-0	4.9	.412	.370	.667	0.5	0.4	4	0	1.4
CUPPS, Gabe	19-0	14.7	.345	.235	.846	1.5	1.3	10	1	1.8	56-22	18.2	.347	.305	.731	1.6	1.2	34	1	2.2
GRUJICIC, Mathieu	6-0	5.6	.125	.143	.429	0.8	0.3	1	0	1.0	6-0	5.6	.125	.143	.429	0.8	0.3	1	0	1.0
JOHNSON, Puff	1-0	4.7	.000	.000	.000	0.0	0.0	0	0	0.0	112-31	15.3	.452	.291	.758	2.6	0.3	67	16	5.2
MOBLEY JR., John	19-19	30.6	.437	.416	.857	2.5	2.7	14	1	15.6	51-41	28.9	.408	.398	.872	1.9	2.4	37	3	14.0
NASH, Braylen	3-0	1.2	.000	.000	.000	0.0	0.3	0	0	0.0	12-0	1.5	1.000	1.000	1.000	0.0	0.1	1	0	0.4
NJEGO VAN, Ivan	15-0	10.7	.586	.500	.545	3.2	0.8	2	6	2.7	36-0	7.8	.545	.333	.611	2.2	0.4	2	14	2.1
NOEL, Brandon	14-10	20.5	.643	.214	.733	4.1	1.0	4	3	7.4	111-100	31.0	.568	.364	.771	7.6	1.5	89	93	14.5
ROYAL, Devin	18-18	32.1	.492	.355	.791	5.8	1.9	11	2	13.9	82-45	22.5	.511	.293	.765	4.8	1.0	48	21	10.1
THORNTON, Bruce	19-19	36.5	.551	.402	.856	5.6	3.6	24	5	20.1	121-121	33.9	.477	.379	.834	3.6	3.9	129	15	15.4
TILLY, Christoph	19-19	26.9	.474	.163	.762	5.2	2.6	10	10	12.3	105-78	20.1	.533	.250	.735	4.3	1.7	60	65	9.7
WHITE, Colin	19-1	9.0	.400	.000	.333	1.2	0.5	7	2	0.9	38-1	8.5	.375	.167	.444	1.1	0.4	12	5	1.0

Scoring

Player	Season Statistics								Career Statistics							
	FG-FGA	FG%	3FG-3FGA	3FG%	FT-FTA	FT%	PTS	PTS/G	FG-FGA	FG%	3FG-3FGA	3FG%	FT-FTA	FT%	PTS	PTS/G
BYNUM, Amare	66-140	.471	11-45	.244	24-33	.727	167	8.8	66-140	.471	11-45	.244	24-33	.727	167	8.8
CHATMAN, Taison	8-16	.500	6-12	.500	5-7	.714	27	1.9	14-34	.412	10-27	.370	6-9	.667	44	1.4
CUPPS, Gabe	10-29	.345	4-17	.235	11-13	.846	35	1.8	42-121	.347	18-59	.305	19-26	.731	121	2.2
GRUJICIC, Mathieu	1-8	.125	1-7	.143	3-7	.429	6	1.0	1-8	.125	1-7	.143	3-7	.429	6	1.0
JOHNSON, Puff	0-0	.000	0-0	.000	0-0	.000	0	0.0	201-445	.452	58-199	.291	125-165	.758	585	5.2
MOBLEY JR., John	93-213	.437	57-137	.416	54-63	.857	297	15.6	225-552	.408	134-337	.398	129-148	.872	713	14.0
NASH, Braylen	0-0	.000	0-0	.000	0-0	.000	0	0.0	1-1	1.000	1-1	1.000	2-2	1.000	5	0.4
NJEGO VAN, Ivan	17-29	.586	1-2	.500	6-11	.545	41	2.7	30-55	.545	3-9	.333	11-18	.611	74	2.1
NOEL, Brandon	45-70	.643	3-14	.214	11-15	.733	104	7.4	622-1095	.568	88-242	.364	279-362	.771	1611	14.5
ROYAL, Devin	88-179	.492	22-62	.355	53-67	.791	251	13.9	294-575	.511	41-140	.293	202-264	.765	831	10.1
THORNTON, Bruce	134-243	.551	37-92	.402	77-90	.856	382	20.1	641-1345	.477	196-517	.379	391-469	.834	1869	15.4
TILLY, Christoph	73-154	.474	7-43	.163	80-105	.762	233	12.3	376-705	.533	28-112	.250	241-328	.735	1021	9.7
WHITE, Colin	8-20	.400	0-11	.000	1-3	.333	17	0.9	15-40	.375	4-24	.167	4-9	.444	38	1.0

Totals

Player	Season Statistics								Career Statistics							
	O-REB	D-REB	TOTAL	PF	FO	A	TO	A/TO	O-REB	D-REB	TOTAL	PF	FO	A	TO	A/TO
BYNUM, Amare	28	63	91	48	2	20	22	0.9	28	63	91	48	2	20	22	0.9
CHATMAN, Taison	1	5	6	13	0	7	6	1.2	3	11	14	22	0	13	15	0.9
CUPPS, Gabe	5	24	29	34	0	25	13	1.9	7	83	90	103	1	69	40	1.7
GRUJICIC, Mathieu	1	4	5	2	0	2	1	2.0	1	4	5	2	0	2	1	2.0
JOHNSON, Puff	0	0	0	1	0	0	0	0.0	104	186	290	188	1	38	28	1.4
MOBLEY JR., John	8	39	47	34	0	51	30	1.7	13	83	96	94	1	122	77	1.6
NASH, Braylen	0	0	0	0	0	1	0	0.0	0	0	0	1	0	1	1	1.0
NJEGO VAN, Ivan	14	34	48	28	0	12	12	1.0	27	53	80	44	0	14	14	1.0
NOEL, Brandon	17	40	57	20	0	14	16	0.9	206	640	846	232	4	168	217	0.8
ROYAL, Devin	32	73	105	47	2	34	38	0.9	134	263	397	195	4	81	120	0.7
THORNTON, Bruce	15	92	107	33	0	69	25	2.8	51	390	441	199	2	477	160	3.0
TILLY, Christoph	31	68	99	60	2	49	33	1.5	151	299	450	257	6	180	148	1.2
WHITE, Colin	8	14	22	17	0	10	1	10.0	15	27	42	38	0	16	7	2.3



OHIO STATE GAME-BY-GAME STATS

Opponent	Date	Score		Total		3-Pointers		Free throws		Rebounds										
				FG-FGA	PCT	3FG-3FGA	PCT	FT-FTA	PCT	OFF	DEF	TOT	AVG	PF	A	TO	BLK	STL	PTS	AVG
IU Indy	11/03/2025	118-102	W	34-54	.630	8-22	.364	42-53	.792	11	30	41	41.0	17	19	17	1	6	118	118.0
Purdue Fort Wayne	11/07/2025	94-68	W	34-51	.667	16-28	.571	10-13	.769	4	29	33	37.0	17	22	19	0	5	94	106.0
App State	11/11/2025	75-53	W	22-54	.407	7-27	.259	24-32	.750	13	29	42	38.7	15	15	4	1	3	75	95.7
Notre Dame	11/16/2025	64-63	W	19-50	.380	7-23	.304	19-23	.826	4	24	28	36.0	16	12	10	4	6	64	87.8
Western Mich.	11/20/2025	91-58	W	32-65	.492	9-29	.310	18-23	.783	17	32	49	38.6	14	22	12	2	9	91	88.4
Mount St. Mary's	11/25/2025	113-60	W	41-64	.641	15-31	.484	16-19	.842	7	34	41	39.0	17	19	8	0	7	113	92.5
at Pittsburgh	11/28/2025	66-67	L	23-54	.426	7-24	.292	13-15	.867	9	29	38	38.9	17	8	13	4	3	66	88.7
at Northwestern	12/06/2025	86-82	W	35-61	.574	4-14	.286	12-20	.600	9	20	29	37.6	17	24	11	2	5	86	88.4
Illinois	12/09/2025	80-88	L	28-61	.459	9-28	.321	15-21	.714	7	23	30	36.8	27	11	6	2	3	80	87.4
vs West Virginia	12/13/2025	89-88	Wot2	32-72	.444	4-21	.190	21-25	.840	14	28	42	37.3	22	19	12	5	6	89	87.6
vs North Carolina	12/20/2025	70-71	L	25-63	.397	4-20	.200	16-19	.842	13	26	39	37.5	16	17	6	3	5	70	86.0
Grambling	12/23/2025	89-63	W	31-50	.620	6-18	.333	21-25	.840	9	22	31	36.9	18	19	14	4	5	89	86.3
at Rutgers	01/02/2026	80-73	W	27-52	.519	7-16	.438	19-23	.826	13	20	33	36.6	15	15	12	2	5	80	85.8
Nebraska	01/05/2026	69-72	L	26-57	.456	9-26	.346	8-13	.615	4	25	29	36.1	14	13	8	3	5	69	84.6
at Oregon	01/08/2026	72-62	W	24-53	.453	6-18	.333	18-23	.783	13	28	41	36.4	20	10	12	5	5	72	83.7
at Washington	01/11/2026	74-81	L	27-63	.429	7-22	.318	13-15	.867	17	22	39	36.6	17	14	11	3	4	74	83.1
UCLA	01/17/2026	86-74	W	28-53	.528	9-24	.375	21-25	.840	12	25	37	36.6	18	15	10	4	1	86	83.3
Minnesota	01/20/2026	82-74	Wot	31-65	.477	7-24	.292	13-18	.722	13	29	42	36.9	20	11	10	2	6	82	83.2
at Michigan	01/23/2026	62-74	L	24-59	.407	8-27	.296	6-9	.667	12	15	27	36.4	20	9	13	1	6	62	82.1
Total		1560		543-1101	.493	149-442	.337	325-414	.785	201	490	691	36.4	337	294	208	48	95	1560	82.1
Opponents		1373		478-1135	.421	138-467	.296	279-380	.734	211	388	599	31.5	371	249	206	56	111	1373	72.3

Ohio St. Averages

Games Played	Points/game	FG Pct	3FG Pct	FT Pct	Rebounds/game	Assists/game	Turnovers/game	Assist/Turnover ratio	Steals/game	Blocks/game
19	82.1	49.3	33.7	78.5	36.4	15.5	10.9	1.4	5.0	2.5

OPPONENT GAME-BY-GAME STATS

Opponent	Date	Score		Total		3-Pointers		Free throws		Rebounds										
				FG-FGA	PCT	3FG-3FGA	PCT	FT-FTA	PCT	OFF	DEF	TOT	AVG	PF	A	TO	BLK	STL	PTS	AVG
IU Indy	11/03/2025	118-102	W	38-76	.500	12-38	.316	14-20	.700	12	13	25	25.0	36	20	13	0	6	102	102.0
Purdue Fort Wayne	11/07/2025	94-68	W	26-59	.441	5-21	.238	11-17	.647	7	10	17	21.0	16	9	13	3	11	68	85.0
App State	11/11/2025	75-53	W	20-56	.357	8-25	.320	5-8	.625	7	24	31	24.3	25	10	9	0	0	53	74.3
Notre Dame	11/16/2025	64-63	W	24-51	.471	3-10	.300	12-20	.600	7	29	36	27.3	21	8	13	1	6	63	71.5
Western Mich.	11/20/2025	91-58	W	21-62	.339	5-22	.227	11-15	.733	11	19	30	27.8	19	9	16	0	7	58	68.8
Mount St. Mary's	11/25/2025	113-60	W	22-59	.373	6-32	.188	10-18	.556	8	14	22	26.8	18	14	13	1	4	60	67.3
at Pittsburgh	11/28/2025	66-67	L	26-69	.377	5-22	.227	10-16	.625	16	23	39	28.6	17	6	5	3	9	67	67.3
at Northwestern	12/06/2025	86-82	W	29-61	.475	8-24	.333	16-18	.889	13	21	34	29.3	20	21	14	2	4	82	69.1
Illinois	12/09/2025	80-88	L	24-54	.444	11-27	.407	29-32	.906	9	28	37	30.1	21	12	9	3	0	88	71.2
vs West Virginia	12/13/2025	89-88	Wot2	25-63	.397	12-26	.462	26-34	.765	13	29	42	31.3	21	15	17	5	5	88	72.9
vs North Carolina	12/20/2025	70-71	L	28-63	.444	8-27	.296	7-13	.538	12	27	39	32.0	19	22	7	5	4	71	72.7
Grambling	12/23/2025	89-63	W	20-52	.385	6-21	.286	17-23	.739	11	12	23	31.3	20	8	15	3	9	63	71.9
at Rutgers	01/02/2026	80-73	W	27-64	.422	6-22	.273	13-17	.765	18	13	31	31.2	19	14	8	3	9	73	72.0
Nebraska	01/05/2026	69-72	L	25-57	.439	8-29	.276	14-17	.824	8	30	38	31.7	12	12	12	1	5	72	72.0
at Oregon	01/08/2026	72-62	W	20-61	.328	7-30	.233	15-20	.750	15	17	32	31.7	18	12	7	6	6	62	71.3
at Washington	01/11/2026	74-81	L	28-56	.500	6-18	.333	19-23	.826	9	20	29	31.6	14	14	7	6	4	81	71.9
UCLA	01/17/2026	86-74	W	25-62	.403	9-23	.391	15-19	.789	14	13	27	31.3	20	14	5	4	6	74	72.1
Minnesota	01/20/2026	82-74	Wot	23-58	.397	8-27	.296	20-25	.800	9	22	31	31.3	19	13	9	4	6	74	72.2
at Michigan	01/23/2026	62-74	L	27-52	.519	5-23	.217	15-25	.600	12	24	36	31.5	16	16	14	6	10	74	72.3
Total		1373		478-1135	.421	138-467	.296	279-380	.734	211	388	599	31.5	371	249	206	56	111	1373	72.3
Ohio St.		1560		543-1101	.493	149-442	.337	325-414	.785	201	490	691	36.4	337	294	208	48	95	1560	82.1

Opponents Averages

Games Played	Points/game	FG Pct	3FG Pct	FT Pct	Rebounds/game	Assists/game	Turnovers/game	Assist/Turnover ratio	Steals/game	Blocks/game
19	72.3	42.1	29.6	73.4	31.5	13.1	10.8	1.2	5.8	2.9



GAME-BY-GAME COMPARISON

Opponent	1st	2nd	Score	Mar	Total FG	FG Pct	3-Pointers	3FG Pct	Free Throws	FT Pct	Rebs	Mar	Assist	TOver	Block	Steal	Fouls
IU INDY	66/50	52/52	118-102	+16	34-54/38-76	.630/.500	8-22/12-38	.364/.316	42-53/14-20	.792/.700	41/25	+16	19/20	17/13	1/0	6/6	17/36
PURDUE FW	45/30	49/38	94-68	+26	34-51/26-59	.667/.441	16-28/5-22	.571/.227	10-13/11-17	.769/.647	33/17	+16	22/9	19/13	0/3	5/11	17/16
APP STATE	30/25	45/28	75-53	+22	22-54/20-56	.407/.357	7-27/8-25	.259/.320	24-32/5-8	.750/.625	42/31	+11	15/10	4/9	1/0	3/0	15/25
NOTRE DAME	31/34	33/29	64-63	+1	19-50/24-51	.380/.471	7-23/3-10	.304/.300	19-23/12-20	.826/.600	28/36	(8)	12/8	10/13	4/1	6/6	16/21
WESTERN MICH.	49/24	42/34	91-58	+33	32-65/21-62	.492/.339	9-29/5-22	.310/.227	18-23/11-15	.783/.733	49/30	+19	22/9	12/16	2/0	9/7	14/19
MOUNT ST. MARY'S	52/26	61/34	113-60	+53	41-64/22-59	.641/.373	15-31/6-32	.484/.188	16-19/10-18	.842/.556	41/22	+19	19/14	8/13	0/1	7/4	17/18
at Pitt	24/34	42/33	66-67	(1)	23-54/26-69	.426/.377	7-24/5-22	.292/.227	13-15/10-16	.867/.625	38/39	(1)	8/6	13/5	4/3	3/9	17/17
at Northwestern	40/44	46/38	86-82	+4	35-61/29-61	.574/.475	4-14/8-24	.286/.333	12-20/16-18	.600/.889	29/34	(5)	24/21	11/14	2/2	5/4	17/20
ILLINOIS	42/48	38/40	80-88	(8)	28-61/24-54	.459/.444	9-28/11-27	.321/.407	15-21/29-32	.714/.906	30/37	(7)	11/12	6/9	2/3	3/0	27/21
vs. West Virginia	27/37	41/31	89-88	+1	32-72/25-63	.444/.397	4-21/12-26	.190/.462	21-25/26-34	.840/.765	42/42	-	19/15	12/17	5/5	6/5	22/21
vs. North Carolina	31/34	39/37	70-71	(1)	25-63/28-63	.397/.444	4-20/8-27	.200/.296	16-19/7-13	.842/.538	39/39	-	17/22	6/7	3/5	5/4	16/19
GRAMBLING ST.	39/24	50/39	89-63	+26	31-50/20-52	.620/.385	6-18/6-21	.333/.286	21-25/17-23	.840/.739	31/23	+8	19/8	14/15	4/3	5/9	18/20
Rutgers	37/41	43/32	80-73	+7	27-52/27-64	.519/.422	7-16/6-22	.438/.273	19-23/13-17	.826/.765	33/31	+2	15/14	12/8	2/3	5/9	15/19
NEBRASKA	31/38	38/34	69-72	(3)	26-57/25-57	.456/.439	9-26/8-29	.346/.276	8-13/14-17	.615/.824	29/38	(9)	13/12	8/12	2/1	4/5	14/12
at Oregon	34/29	38/33	72-62	+10	24-53/20-61	.453/.328	6-18/7-30	.333/.233	18-23/15-20	.783/.750	41/32	+9	10/12	12/7	5/6	5/6	20/18
Washington	38/36	36/45	74-81	(7)	27-63/28-56	.429/.500	7-22/6-18	.318/.333	13-15/19-23	.867/.826	39/29	+10	14/14	11/7	3/6	4/4	17/14
UCLA	42/36	44/38	86-74	+12	28-53/25-62	.528/.403	9-24/9-23	.375/.391	21-25/15-19	.840/.789	37/27	+10	15/14	10/5	4/4	1/6	18/20
MINNESOTA	31/28	36/39	82-74	+8	31-65/23-58	.477/.397	7-24/8-27	.292/.296	13-18/20-25	.722/.800	42/31	+11	11/13	10/9	2/4	6/6	20/19
at Michigan	30/33	32/41	62-74	(12)	24-59/27-52	.407/.519	8-27/5-23	.296/.217	6-9/15-25	.667/.600	27/36	(9)	9/16	13/14	1/6	6/10	20/16

ANALYSIS STATISTICS

Date	Opponent	W/L	Score	Largest Lead				Time Led		Paint		Off TOs		2nd Chance		Fastbreak		Bench	
				OSU	Opp	Ties	LC	OSU	Opp	OSU	Opp	OSU	Opp	OSU	Opp	OSU	Opp	OSU	Opp
11/3/2025	IU Indy	W	118-102	22	2	1	3	38:56	:25	50	36	22	19	11	16	17	7	20	51
11/7/2025	Purdue FW	W	94-68	26	-	-	-	39:36	-	34	40	18	17	6	10	0	6	12	11
11/11/2025	Appalachian St.	W	75-53	28	12	2	1	20:33	16:57	26	20	14	2	16	12	6	3	30	20
11/16/2025	Notre Dame	W	64-63	6	11	4	9	7:36	27:01	18	38	19	15	2	2	0	3	6	17
11/20/2025	Western Michigan	W	91-58	43	-	-	-	39:50	-	46	26	32	9	12	10	16	10	30	34
11/25/2025	Mount St. Mary's	W	113-60	54	-	1	-	38:52	-	44	26	16	16	11	3	12	2	35	8
11/28/2025	at Pitt	L	66-67	5	12	5	4	7:40	29:23	30	38	5	17	9	6	2	11	13	0
12/6/2025	at Northwestern	W	86-82	8	9	6	8	20:25	16:13	62	38	18	11	9	23	19	7	18	8
12/9/2025	Illinois	L	80-88	3	10	2	3	3:02	34:42	34	24	10	8	13	8	12	4	2	15
12/13/2025	vs. West Virginia	W (2ot)	89-88	3	16	15	15	6:21	33:35	52	20	13	11	21	12	10	11	22	23
12/20/2025	vs. North Carolina	L	70-71	3	11	5	8	5:09	31:51	38	34	10	7	7	14	5	10	0	15
12/23/2025	Grambling State	W	89-63	28	1	1	2	37:46	.19	42	20	29	13	5	12	0	2	13	24
1/2/2026	at Rutgers	W	80-73	9	15	6	12	18:14	18:34	40	30	10	9	9	18	6	6	14	39
1/5/2026	Nebraska	L	69-72	3	14	3	8	3:31	35:12	30	32	17	8	2	6	10	6	0	22
1/8/2026	at Oregon	W	72-62	24	2	0	1	38:38	.19	34	24	13	9	13	15	6	6	9	11
1/11/2026	at Washington	L	74-81	9	8	4	2	19:13	18:13	38	40	9	12	12	11	3	10	4	7
1/17/2026	UCLA	W	86-74	19	-	-	-	39:26	-	28	16	5	12	17	13	4	2	2	12
1/20/2026	Minnesota	W (ot)	82-74	11	4	11	18	31:42	7:39	46	26	11	15	14	9	4	11	6	3
1/23/2026	at Michigan	L	62-74	6	15	9	12	11:07	24:15	24	36	18	19	13	23	4	12	4	23
Averages										37.7	29.7	15.2	12.1	10.6	11.7	7.2	6.8	12.6	18.1



INDIVIDUAL SUPERLATIVES

	OHIO STATE		OPPONENT	
Points	38	Bruce Thornton vs Purdue FW (11/07/25)	32	Nick Martinelli at Northwestern (12/06/25)
FGs Made	14	Bruce Thornton vs Purdue FW (11/07/25)	11	Jaylen Crocker-Johns vs Minnesota (01/20/26)
FG Attempts	19	Amare Bynum at Washington (01/11/26) John Mobley Jr. vs Minnesota (01/20/26)	19	Four times
FG % (min 5 made)	1.000 (7-7)	Ivan Njegovan vs Mount St. Mary's (11/25/25)	1.000 (5-5) 1.000 (7-7)	Darius Duffy vs Purdue FW (11/07/25) Brenen Lorient vs West Virginia (12/13/25)
3-Pt FGs Made	6	Bruce Thornton vs Illinois (12/09/25) John Mobley Jr. vs UCLA (01/17/26)	5	Honor Huff vs West Virginia (12/13/25)
3-Pt FG Attempts	13	John Mobley Jr. vs Nebraska (01/05/26)	13	Honor Huff vs West Virginia (12/13/25)
3-Pt FG % (min 4 made)	.667 (6-9) .667 (4-6)	Bruce Thornton vs Illinois (12/09/25) John Mobley Jr. at Rutgers (01/02/26)	.800 (4-5)	David Mirkovic vs Illinois (12/09/25)
FTs Made	10	Three times	10	Nick Martinelli at Northwestern (12/06/25) Chance Moore vs West Virginia (12/13/25)
FT Attempts	13	Three times	12	Nick Martinelli at Northwestern (12/06/25) Chance Moore vs West Virginia (12/13/25)
FT % (min 8 made)	1.000 (8-8)	Christoph Tilly at Pitt (11/28/25)	1.000 (8-8)	David Mirkovic vs Illinois (12/09/25) Tyler Bilodeau vs UCLA (01/17/26)
Rebounds	13	Bruce Thornton at Pitt (11/28/25)	15	Caleb Wilson vs North Carolina (12/20/25)
Assists	10	Bruce Thornton at Northwestern (12/06/25)	8	Finley Woodward vs IU Indy (11/03/25)
Steals	4	Bruce Thornton vs Minnesota (01/20/26)	6	Corey Hadnot II vs Purdue FW (11/07/25)
Blocked Shots	4	Amare Bynum at Oregon (01/08/26)	4	Brenen Lorient vs West Virginia (12/13/25)
Turnovers	5	Christoph Tilly vs Purdue FW (11/07/25)	4	Six times
Fouls	5	Six times	5	Seven times
Minutes	48:52	Bruce Thornton vs West Virginia (12/13/25)	43:45	Brenen Lorient vs West Virginia (12/13/25)

TEAM SUPERLATIVES

	OSU HIGH		OSU LOW		OPPONENT HIGH		OPPONENT LOW	
Points	118	IU INDY (11/03/25)	62	at Michigan (01/23/26)	102	IU INDY (11/03/25)	53	APP STATE (11/11/25)
FGs Made	41	MT. ST. MARY'S (11/25/25)	19	NOTRE DAME (11/16/25)	38	IU INDY (11/03/25)	20	Three times
FG Attempts	72	vs West Virginia (12/13/25)	50	NOTRE DAME (11/16/25) GRAMBLING ST (12/23/25)	76	IU INDY (11/03/25)	51	NOTRE DAME (11/16/25)
FG %	.667 (34-51)	IU INDY (11/03/25)	.380 (19-50)	NOTRE DAME (11/16/25)	.519 (27-52)	at Michigan (01/23/26)	.328 (20-61)	at Oregon (01/08/26)
Single Half FG %	.727 (16-22)	PURDUE FW (11/07/25)	.286 (8-28)	APP STATE (11/11/25)	.538 (14-26)	at Michigan (01/23/26)	.265 (9-34)	at Oregon (01/08/26)
3-PT FGs Made	16	PURDUE FW (11/07/25)	4	Three times	12	IU INDY (11/03/25) vs West Virginia (12/13/25)	3	NOTRE DAME (11/16/25)
3-PT FG Attempts	31	MT. ST. MARY'S (11/25/25)	14	at Northwestern (12/06/25)	39	at Pitt (11/28/25)	10	NOTRE DAME (11/16/25)
3 PT FG %	.571 (16-28)	PURDUE FW (11/07/25)	.190 (4-21)	vs West Virginia (12/13/25)	.462 (12-26)	vs West Virginia (12/13/25)	.188 (6-32)	MT. ST. MARY'S (11/25/25)
FTs Made	42	IU INDY (11/03/25)	6	at Michigan (01/23/26)	29	ILLINOIS (12/09/25)	5	APP STATE (11/11/25)
FT Attempts	53	IU INDY (11/03/25)	9	at Michigan (01/23/26)	34	vs West Virginia (12/13/25)	8	APP STATE (11/11/25)
FT %	.867 (13-15)	at Pitt (11/28/25) at Washington (01/11/26)	.600 (12-20)	at Northwestern (12/06/25)	.906 (29-32)	ILLINOIS (12/09/25)	.538 (7-13)	vs North Carolina (12/20/25)
Rebounds	49	WESTERN MICH. (11/20/25)	27	at Michigan (01/23/26)	42	vs West Virginia (12/13/25)	17	PURDUE FW (11/07/25)
Assists	24	at Northwestern (12/06/25)	8	at Pitt (11/28/25)	22	vs North Carolina (12/20/25)	6	at Pitt (11/28/25)
Steals	9	WESTERN MICH. (11/20/25)	1	UCLA (01/17/26)	11	PURDUE FW (11/07/25)	0	APP STATE (11/11/25)
Blocked Shots	5	vs West Virginia (12/13/25) at Oregon (01/08/26)	0	PURDUE FW (11/07/25) MT. ST. MARY'S (11/25/25)	6	Three times	0	IU INDY (11/03/25) APP STATE (11/11/25)
Turnovers	19	PURDUE FW (11/07/25)	4	APP STATE (11/11/25)	17	vs West Virginia (12/13/25)	5	at Pitt (11/28/25) UCLA (01/17/26)
Fouls	27	ILLINOIS (12/09/25)	14	WESTERN MICH. (11/20/25) NEBRASKA (01/05/26)	36	IU INDY (11/03/25)	12	NEBRASKA (01/05/26)
DQ's	2	ILLINOIS (12/09/25)	1	Three times	000	IU INDY (11/03/25)	1	Three times



2025-26 HALF HIGHS AND LOWS

	Ohio State			Opponent	
	High	Low		High	Low
1st Half	66 (11/3/25)	24 (11/28/25)	1st Half	50 (11/3/25)	24, 2x(12/23/25)
2nd Half	61 (11/25/25)	33 (11/16/25)	2nd Half	52 (11/3/25)	28 (11/11/25)

	Under Diebler	25-26
1 point games	3-4	2-2
5 or fewer points	7-7	1-1
6-10 points	6-8	3-2
11-15 points	3-2	1-1
16-20 points	5-0	1-0
21+ points	12-2	4-0

2025-26 POINT DIFFERENTIALS

Margin	1	3	4	7	8	10	12	16	22	26	33	53
Wins	2		1	1	1	1	1	1	1	2	1	1
Losses	2	1		1	1		1					

OHIO STATE RECORD WHEN...

DAY Under Diebler 25-26

On Monday	6-1	1-1
On Tuesday	9-3	4-1
On Wednesday	2-2	0-0
On Thursday	6-3	2-0
On Friday	3-7	2-2
On Saturday	6-3	3-1
On Sunday	6-5	1-1

MONTH Under Diebler 25-26

In November	11-3	6-1
In December	7-4	3-2
In January	8-7	4-3
In February	6-6	0-0
In March	6-4	0-0

OVERTIME Under Diebler 25-26

At home	2-2	1-0
On road	1-0	0-0
Neutral site	1-0	1-0

HALVES Under Diebler 25-26

Leading at halftime	30-7	9-1
Trailing at halftime	8-16	4-5
Tied at halftime	0-1	0-0

VS. RANKED Under Diebler 25-26

vs. ranked team at home	2-5	0-2
vs. ranked team on road	1-4	0-1
vs. ranked team on neutral site	2-3	0-1

REBOUNDS Under Diebler 25-26

OSU has more rebounds	29-3	10-1
OSU has fewer rebounds	8-20	2-4
Rebounds are tied	1-1	1-1

ASSISTS Under Diebler 25-26

OSU has 15 or more	21-4	8-1
OSU has 20 or more	6-2	3-0
Allow 9 or fewer	7-5	3-1

TURNOVERS Under Diebler 25-26

OSU has 10 or fewer	17-12	5-3
OSU has fewer than opponent	14-11	4-3
Force 15 or more	8-2	3-0

BLOCKS Under Diebler 25-26

OSU has 5 or more	14-4	2-0
OSU has 0 blocks	3-0	2-0
Opponent has 5 or more	7-8	3-2

STEALS Under Diebler 25-26

OSU has 10 or more	4-2	0-0
OSU has 5 or more	30-15	11-2
Opponent has 10 or more	1-1	1-1

EXTRA POSSESSION Under Diebler 25-26

OSU has more rebounds & fewer turnovers	11-2	4-0
---	------	-----

OSU POINTS Under Diebler 25-26

OSU scores 49 or fewer	0-1	0-0
OSU scores 50-59	0-2	0-0
OSU scores 60-69	2-8	1-3
OSU scores 70-79	7-10	2-2
OSU scores 80-89	18-2	6-1
OSU scores 90-99	5-1	2-0
OSU scores 100+	6-0	2-0

OPP POINTS Under Diebler 25-26

Opponent scores 49 or fewer	1-0	0-0
Opponent scores 50-59	5-0	2-0
Opponent scores 60-69	15-4	5-1
Opponent scores 70-79	9-12	3-3
Opponent scores 80-89	6-6	2-2
Opponent scores 90-99	0-2	0-0
Opponent scores 100+	2-0	1-0

SHOOTING % Under Diebler 25-26

OSU shoots 50% or better (FG)	23-1	7-0
OSU shoots 40% or better (3FG)	14-3	3-0
OSU shoots 80% or better (FT)	17-10	6-3
Opp shoots under 40% (FG)	16-3	7-1
Opp shoots under 30% (3FG)	19-11	7-4

3-PT FGS Under Diebler 25-26

OSU makes 10 or more	12-3	2-0
OSU makes 5 or fewer	7-6	2-1
Opponent makes 5 or fewer	14-8	3-2

FT ATTEMPTS Under Diebler 25-26

OSU attempts more FT	24-5	10-1
OSU attempts fewer FT	14-19	3-5

STARTING LINEUP 25-26

Thornton, Mobley Jr., Royal, Noel, Tilly	7-2
Thornton, Mobley Jr., Royal, Bynum, Tilly	5-4
Thornton, Mobley Jr., White, Noel, Tilly	1-0

UNIFORM COLOR 25-26

Home White	7-1
Road Scarlet	3-0
Clark Kellogg era Scarlet	0-3
Clark Kellogg era White	2-1
Jim Jackson era Scarlet	1-1

STAFF 1/4 ZIP COLOR 25-26

Black	7-1
Gray	3-1
Scarlet	2-3
White	1-1

HOME CENTER COURT LOGO 25-26

Block O	7-1
Script Buckeyes	2-1

TV ANNOUNCER 25-26

Connor Canfield	1-0	Jess Settles	1-0
Alex Cohen	1-0	Steve Smith	1-1
Ed Cohen	1-0	Jordan Taylor	2-0
Mike Corey	0-1	Evan Turner	1-0
Jenny Dell	0-1	Chris Vosters	1-0
Ian Eagle	1-0	Earl Watson	1-0
Gabe Eaker	2-0	Allison Williams	0-1
LaPhonso Ellis	1-0		
John Fanta	0-1		
Brandon Gaudin	0-1		
Harrison Hall	1-0		
Guy Haberman	1-0		
Brendan Haywood	0-1		
Mason Jarrell	2-0		
Jim Jackson	0-1		
Gus Johnson	0-1		
Jack Kizer	3-0		
Joey Lane	2-0		
King McClure	1-0		
Brad Nessler	0-1		
Terrence Oglesby	0-1		
Bruce Pearl	0-1		
Bill Raftery	1-1		
Eldridge Recasner	0-1		
Ted Robinson	0-1		
Jason Ross Jr.	2-0		
John Schriffen	1-0		

THE LAST TIME OHIO STATE...

SCORING

Team	
100 Points Scored	113, vs. Mount St. Mary's (11/25/25)
vs. Big Ten	116, vs. Nebraska (3/4/25)
120 Points Scored	121, vs. George Mason (1/8/95)
50 or Fewer Points Scored	49, vs. Northwestern (2/20/25)
vs. Big Ten	49, vs. Northwestern (2/20/25)
Half	
50 Points Scored at Halftime	52, vs. Mount St. Mary's (11/25/25)
vs. Big Ten	52, at USC (2/26/25)
50+ Points Scored in Both Halves	52/66, vs. Mount St. Mary's (11/25/25)
60 Points Scored at Halftime	66, vs. IU Indy (11/3/25)
50 Points Scored in Either Half	20 (2nd), vs. Grambling St. (12/23/25)
vs. Big Ten	52 (2nd), vs. Iowa (1/27/25)
60 Points Scored in Either Half	61 (2nd), vs. Mount St. Mary's (11/25/25)
vs. Big Ten	60 (2nd) vs. Penn State (12/7/19)
10 or Fewer Pts Scored before Half	9, at Michigan State (2/7/96)
15 or Fewer Pts Scored before Half	14, vs. Michigan State (2/12/23)
20 or Fewer Pts Scored during a Half	17 (1st) at Maryland (12/4/24)
vs. Big Ten	17 (1st) at Maryland (12/4/24)
30+ point improvement 1st to 2nd half/W	+31 (22/53 W, 75-56) vs. Youngstown State (12/18/18)
30+ point improvement 1st to 2nd half/L	+31 (16/47 L, 73-67 OT) vs. Wisconsin (3/10/19)

Individual

40 Points by a Player	40, Jared Sullinger, vs. IUPUI (12/19/10)
vs. Big Ten	42, Clark Kellogg, vs. Northwestern (1/15/81)
30 Points by a Player	34, Bruce Thornton, vs. No. 13 Illinois (12/9/25)
vs. Big Ten	34, Bruce Thornton, vs. No. 13 Illinois (12/9/25)
Double-Double in 1st Half	Zed Key (13p/10r) vs. Charleston Southern (11/10/22)
Double-Double in 1st Half (Big Ten)	Jae'Sean Tate (13p/10r) vs. Wisconsin (2/23/17)
Triple-Double (Pts./Rebs./Asts.)	JaQuan Lyle vs Rutgers (16p/12r/11a on 1/13/16)
Double-Double (Pts./Asts.)	Bruce Thornton (17/10a) at Northwestern (12/6/25)
vs. Big Ten	Bruce Thornton (17/10a) at Northwestern (12/6/25)
2+ Double-Doubles, game	Devin Royal (11p/12r) & Christoph Tilly (14p, 11r) vs. West Virginia (12/13/25)
Double-Double off the bench	Amare Bynum (12p, 10r) vs. Western Michigan (11/20/25)
Two Players with 20+ Points	John Mobley Jr. (26), Bruce Thornton (23) vs. Minnesota (1/20/26)
Two Freshmen with 20+ Points	Brice Sensabaugh (21), Bruce Thornton (20) at Michigan State (3/4/23)
Back to Back Gms Two Players with 20 Pts	Bruce Thornton (20), Micah Parrish (20) at USC (2/26/25), Bruce Thornton (29) Micah Parrish (22), Devin Royal (22), John Mobley Jr. (20) vs. Nebraska (3/4/25)
Three Players with 20 Points	John Mobley Jr. (28), Devin Royal (22), Bruce Thornton (21) vs. UCLA (1/17/26)
Four Players with 20 Points	Bruce Thornton (29) Micah Parrish (22), Devin Royal (22), John Mobley Jr. (20) vs. Nebraska (3/4/25)
Two Players with 25 Points	Christoph Tilly (28), Bruce Thornton (26) vs. IU Indy (11/3/25)
25 points in 1st half	D'Angelo Russell (25) at Minnesota (1/6/15)
25 points in either half	Justin Ahrens (25-2nd/29 for game) vs. Iowa (2/26/19)
vs. Big Ten	Justin Ahrens (25-2nd/29 for game) vs. Iowa (2/26/19)
25+ pts in back to back games	John Mobley Jr. (28) vs. UCLA (1/17/26)
25+ pts in 3 consecutive games	(26) vs. Minnesota (1/20/26)
30+ pts in back to back games	Keita Bates-Diop (27) at Iowa 1/4/18, (32) vs. MSU 1/7/18, (26) vs. Maryland 1/11/18
Player scored 20+ off the Bench	Bruce Thornton (30) vs. No. 4 Kentucky (12/21/24)
Player had 20+pts, 15+ Rebounds	(33) vs. Indiana State (12/29/24)
5-Consecutive 20 pt. Games	John Mobley Jr. vs. Campbell (11/22/24)
Scored 15+ consecutive pts in a game	31/15, Devin Royal vs. Valparaiso (12/17/24)
	Dashaun Thomas (1/2-13/2013)
	15 (half 2), Justice Sueing vs. No. 19 Texas Tech (11/23/22)

Double Figures

Five Players in Double Figures	at Oregon (1/8/26); Devin Royal. (14), Christoph Tilly (14)
vs. Big Ten	John Mobley Jr. (13) Bruce Thornton (12), Amare Bynum (10) at Oregon (1/8/26); Devin Royal. (14), Christoph Tilly (14)
Six Players in Double Figures	John Mobley Jr. (13) Bruce Thornton (12), Amare Bynum (10)
vs. Big Ten	vs. Green Bay (11/25/24); Thornton (25) Mobley Jr. (14), Johnson (17), Stewart (11), Mahaffey (10), Parrish (10), Royal (10)
Seven Players in Double Figures	vs. No. 21 Maryland (3/1/23); Sueing (16) Sensabaugh (12), Okpara (12), Likekele (11), Thornton (10), McNeil (10)
Zero Players in Double Figures	vs. Green Bay (11/25/24); Thornton (25) Mobley Jr. (14), Johnson (17), Stewart (11), Mahaffey (10), Parrish (10), Royal (10)
Five Starters in Double Figures	vs. Illinois (1/24/96)
vs. Big Ten	vs. Grambling St. (12/23/25); John Mobley Jr. (20), Bruce Thornton (18), Devin Royal (16), Amare Bynum (12) Christoph Tilly (10)
Zero Starters in Double Figures	vs. Nebraska (3/4/25); Bruce Thornton (29) Micah Parrish (22), Devin Royal (22), John Mobley Jr. (20), Sean Stewart (13)
Four Freshmen in Double Figures	vs. Michigan State (2/12/23)
	vs. St. Francis (12/3/22); Sensabaugh (15), Thornton (13) Gayle Jr. (12), Okpara (10)

FIELD GOALS

40 Field Goals	40 (62), vs. Campbell (11/21/24)
20 or Fewer Field Goals	19 (50), vs. Notre Dame (11/16/25)
vs. Big Ten	20 (63), at UCLA (2/23/25)
15 or Fewer Field Goals	14 (41), at Northwestern (1/27/24)
Starters Made 1st 15 Field Goals Att.	vs. N. Florida (11/29/13); Scott (3-3), A. Williams (4-4), Smith Jr. (2-2), Craft (3-3), Ross (3-3)
Team made 10-Consecutive FGs	vs. Washington (2/12/25); (5 3s/5 2s) 9:45-1:18 (1st)

Individual

Made 10+ consecutive 2 pt FGs	10, K. Wesson vs Youngstown State (12/18/18)
Made 15+ consecutive 2 pt. FGs	17, Dashaun Thomas vs. SC Upstate (6, 12/14/11) and South Carolina (11, 12/17/11)
10 Field Goals Made	13 (17), Bruce Thornton, vs. No. 13 Illinois (12/9/25)
10 Field Goals and Free Throws Made	10/10, Kaleb Wesson at No. 15 Illinois (2/24/22)

Field Goal Attempts

40 or Fewer Attempts	37 (21), vs. Northwestern (1/29/11)
70 Attempts	72 (32), vs. West Virginia (12/13/25)
80 Attempts	82 (45), vs. Marshall (11/25/16)

Field Goal Percentage

70+ Percent Shooting	.714 (35-49), vs. Presbyterian (12/15/07)
60+ Percent Shooting	.620 (31-50), vs. Grambling St. (12/23/25)
vs. Big Ten	.660 (31-47), at Wisconsin (12/2/17)
Back to Back Games 60+ Pct. Shooting	.630 (34-54), vs. IU Indy (11/3/25)
Five-Consecutive gms 50+ FG Pct.	.667 (34-51), vs. Purdue FW (11/7/25)
30 Percent Shooting or Less	(11/29-12/14/13 vs. UNF (.692), vs. Maryland (.521), vs. CCSU (.527), vs. Bryant (.525), vs. NDSU (.529)
70+ Percent Shooting (half), vs. Big Ten	.283 (17-60) vs. Michigan State (2/12/23)
	.727 (16-22, 2nd) vs. Purdue FW (11/7/25)
	.714 (19-26, 1st) at USC (2/26/25)

Individual

Perfect from the field (min. 10 made)	10 (10), Jae'Sean Tate vs. Northeastern (11/19/17)
---------------------------------------	--

THREE-POINTERS

10 3-Pointers	15 (31), vs. Mount St. Mary's (11/25/25)
vs. Big Ten	12 (32), vs. Nebraska (3/4/25)
10 3-pointers in a half	11/13, (1) vs. Campbell (11/21/24)
15 3-Pointers	15/31, vs. Mount St. Mary's (11/25/25)
Zero 3-Pointers	0/11, at Indiana (3/2/14)
Eight Players with a Made 3-pointer	vs. IUPUI (1/18/22)
Three Players with 4 Made 3s in a game	K. Wesson (4-6), Muhammad (4-5), Washington Jr. (4-6)
Two Players with 5 Made 3s in a game	vs. Penn State (W, 106-74)
Equal 3s and 2s	Bruce Thornton & John Mobley Jr. vs. Purdue FW (11/7/25)
More 3s than 2s	8/8 at Indiana (1/6/22)
	14/13 vs. No. 19 Texas (11/4/24)

Three-Point Attempts

35 or More Attempts	35 (14), vs. Purdue (1/19/21)
30 or More Attempts	31 (15), vs. Mount St. Mary's (11/25/25)
10 or Fewer Attempts	10 (4), at Illinois (1/24/23)

FREE THROWS

Team	
42 Made Free Throws	42 (53) vs. IU Indy (11/3/25)
vs. Big Ten	32 (44) vs. Nebraska (3/4/25)
30 Made Free Throws	42 (53), vs. IU Indy (11/3/25)
Five or Fewer Made Free Throws	4 (10), vs. No. 15 Wisconsin (1/10/24)
vs. Big Ten	4 (10), vs. No. 15 Wisconsin (1/10/24)
Final 15 points scored from FT line	vs. Stanford (11/24/17) W 79-71
Perfect from FT line (min 15 made)	20-20 vs. No. 21 Maryland (3/1/23)

Attempts

10 or Fewer Free Throws Attempted	9 (6) at No. 3 Michigan (1/23/26)
30 Free Throws Attempted	32 (24) vs. App State (11/11/25)
vs. Big Ten	33 (29) at Minnesota (1/6/25)
40 Free Throws Attempted	53 (42) vs. IU Indy (11/3/25)
50 Free Throws Attempted	53 (42) vs. IU Indy (11/3/25)

Individual

Perfect from the line (min 10 made)	10-10, Bruce Thornton vs. Michigan (3/3/24)
20 Consecutive Made FTs	26, Bruce Thornton (2/20/25 to 3/12/25)
30 Consecutive Made FTs	30, Bruce Thornton (2/6/24 to 3/10/24)
40 Consecutive Made FTs	45, CJ Walker (11/29/20 to 1/31/21)



THE LAST TIME OHIO STATE...

REBOUNDS

Team	
50 Rebounds vs. Big Ten	51, vs. Cornell (3/19/24)
60 Rebounds	51, at Illinois (1/28/16)
	61, vs. Marshall (11/25/16)
Individual	
15 Rebounds	15, Devin Royal vs. Valparaiso (12/17/24)
20 Rebounds	22, Herb Williams vs. Marshall (11/28/77)
25 Rebounds	30, Jerry Lucas (3/9/62)
Three Players with 10 Rebounds	Carter, Jent, Robinson, vs. Tenn. State (12/17/90)
12+ Rebounds before halftime	12, Trevor Thompson vs. Youngstown St. (12/20/16)

ASSISTS

Team	
30 or More Assists	30, vs. VMI (11/23/11)
25 or More Assists vs. Big Ten	27, vs. Bowling Green (11/15/21)
Five or Fewer Assists	25, vs. Maryland (1/11/18)
20 or more in back-to-back game	5, vs. Michigan State (2/12/23)
	22 vs. Santa Clara (11/25/23) & 20 vs. C. Michigan (11/29/23)
Individual	
10 Assists	10, Bruce Thornton at Northwestern (12/6/25)
15 Assists	16, Shannon Scott vs. Sacred Heart (11/23/14)
Consecutive games with 10 or more	Shannon Scott: 14 vs. Marquette (11/18/14); 16 vs. Sacred Heart (11/23/14)
3 consecutive games with 10 or more	Shannon Scott: 11 vs UMass-Lowell (11/14/14); 14 vs. Marquette (11/18/14); 16 vs. Sacred Heart (11/23/14)
Most assists in back to back games	30, Shannon Scott: 14 vs. Marquette (11/18/14); 16 vs. Sacred Heart (11/23/14)
Most assists in 3 consecutive games	41, Shannon Scott: 11 vs UMass-Lowell (11/14/14); 14 vs. Marquette (11/18/14); 16 vs. Sacred Heart (11/23/14)

TURNOVERS

Team	
Five or Fewer Turnovers vs. Big Ten	4, vs. App State (11/11/25)
	5, at No. 18 Illinois (2/2/25)

STEALS

Team	
15 or More vs. Big Ten	15, vs. Mercer (12/22/15)
10 or More vs. Big Ten	17, vs. Michigan (2/5/05)
10+ in consecutive games	12, vs. Indiana State (12/29/24)
10+ in 3 consecutive games	14, vs. Michigan (3/3/24)
	10 vs. Illinois (1/3/15); 10 at Minnesota (1/6/15)
	10 vs High Point (12/10/14); 10 vs. Morehead St. (12/13/14); 18 vs. NC A&T (12/17/14)
	vs. Michigan (2/16/16)
0 steals	

INDIVIDUAL

5 Steals	5, Zed Key vs. No. 2 Purdue (2/18/24)
3 Players 3 or more	Scott (3), Craft (3), Ravenel (3) vs. Minnesota (2/20/13)

BLOCKS

10+ Blocks Team vs. Big Ten	10, at Indiana (1/6/24)
0 Blocked Shots vs. Big Ten	10, at Indiana (1/6/24)
6 players with at least 1 block	vs. Mount St. Mary's (11/25/25)
7 players with at least 1 block	vs. Maryland (1/18/19)
3 players with at least 3 blocks	vs. Nebraska (1/14/20)
	vs. North Carolina (12/20/14)
	Thompson (3), Bell (3), Bates-Diop (3) vs. Youngstown St. (12/20/16)

INDIVIDUAL

5 Blocks	5, Felix Okpara, at Michigan (1/15/24)
10 Blocks	11, Ken Johnson, vs. Iowa (2/9/00)

PLAYER USAGE

Six Players Used	vs. Michigan State (2/21/10)
Seven Players Used	vs. Akron (3/15/16)
Playing 40 Minutes (non-OT)	Bruce Thornton vs. No. 13 Illinois (12/9/25)
Playing 45 Minutes (OT)	Bruce Thornton vs. Pitt (11/29/24)
Played 50 Minutes (20T)	David Lighty, William Buford vs. Illinois-2ot (3/13/10)

FOULS

Three Players Fouled Out vs. Big Ten	Likekele, Sensabaugh, Brown III, at Duke (11/30/22)
	A. Wesson, K. Wesson, Muhammad, vs. Michigan State (1/5/19)

MARGIN OF VICTORY

40-Point Victory vs. Big Ten	113-60 (+53) vs. Mount St. Mary's (11/25/25)
30-Point Victory vs. Big Ten	102-62 (+40), vs. Northwestern (1/10/91)
30+ Pt. Wins, Back-to-Back Home Games	113-60 (+53) vs. Mount St. Mary's (11/25/25)
	90-54 (+36) vs. Nebraska (12/30/20)
	80-50 (+50) vs. Evansville (11/19/24)
	104-60 (+44) vs. Campbell (11/22/24)
	102-69 (+33) vs. Green Bay (11/25/24)
3 30-point Big Ten wins, season	vs. Northwestern (87-54), Nebraska (71-40), at Nebraska (79-45) in 2012
50-Point Victory	113-60 (+53), vs. Mount St. Mary's (11/25/25)
60-Point Victory	100-40, vs. UT Martin (12/27/10)
70-Point Victory	116-44, vs. Chicago State (11/30/91)
80-Point Victory	88-2, vs. Ohio (2/6/1903)

HALFTIME/DEFICITS

25+ Point Lead at Halftime vs. Big Ten	49-24 (+25), vs. Western Michigan (11/20/25)
30-Point Lead at Halftime	49-26 (+23), at Wisconsin (12/2/17)
30+ Deficit at Halftime	47-17 (+30), vs. Northeastern (11/19/17)
20+ Deficit at Halftime	50-17 (-33) at Maryland (12/4/24)
10-Point Halftime Deficit Overcome	45-21 (-24) at Penn State (2/15/18)
10-Point Deficit Overcome (any point)	-10 (27-37), vs. West Virginia (12/13/25)
20-Point Halftime Deficit Overcome	-14, vs. No. 10 Nebraska (1/5/26), down 27-13, L, 69-72
20-Point Deficit Overcome	-20, vs. Penn State (3/3/01)
15-19 Point Deficit Overcome	-20, at No. 6 Purdue (1/30/22), down 52-32 14:35-2nd, L 78-81
	-15, at Rutgers (1/2/26), down 39-24, W, 80-73

VS. RANKED OPPONENTS

Ohio State Played a Ranked Opponent	
Ohio State Win	73-70, vs. No. 18 Maryland (2/6/25)
Ohio State Loss	62-74, at Michigan (01/23/26)
Ohio State Played an AP No. 1-Ranked Team	
Ohio State Win	71-66, vs. No. 1 Duke (11/30/21)
Ohio State Loss	69-71, vs. No. 1 Purdue (1/5/23)
Ohio State Played an AP Top 5 Team	
Ohio State Win	85-65, vs. No. 4 Kentucky (12/21/24)
Ohio State Loss	62-74, at Michigan (01/23/26)
Ohio State Played an AP Top 10 Team	
Ohio State Win	85-65, vs. Kentucky (12/21/24)
Ohio State Loss	53-91, vs. No. 2 Auburn (12/14/24)

OVERTIME

Overtime Game	
Ohio State Home Win	82-74, vs. Minnesota (1/20/26)
Ohio State Home Loss	76-77, vs. Indiana (1/17/25)
Ohio State Neutral Win	89-88, vs. West Virginia (12/13/25)
Ohio State Neutral Loss	84-89, vs. North Carolina (12/17/22)
Ohio State Away Win	89-88, at Minnesota (1/6/25)
Ohio State Away Loss	68-64, at Rutgers (1/15/23)
Double Overtime Game	
Ohio State Win	89-88, vs. West Virginia (12/13/25)
Ohio State Loss	74-72, vs. Siena (3/20/09)
Triple Overtime Game	
Ohio State Win	93-92, vs. Purdue (3/5/81)
Ohio State Loss	97-96, vs. Rutgers (12/30/78)

ONE-POINT GAMES

Ohio State Home Win	64-63, vs. Notre Dame (11/16/25)
Ohio State Home Loss	76-77, vs. Indiana (1/17/25)
Ohio State Neutral Win	89-88, vs. West Virginia (12/13/25)
Ohio State Neutral Loss	70-71, vs. No. 12 North Carolina (12/20/25)
Ohio State Away Win	89-88, at Minnesota (1/6/25)
Ohio State Away Loss	66-67, at Pitt (11/28/25)

OPENERS

Home Openers	
Ohio State Win	118-102 vs. IU Indy (11/3/25)
Ohio State Loss	73-53, vs. Georgia Tech (12/16/03)
Road Opener	
Ohio State Win	90-85, at Notre Dame (12/8/20)
Ohio State Loss	66-67, at Pitt (11/28/25)
Neutral Opener	
Ohio State Win	88-89, vs. West Virginia (12/13/25)
	Cleveland Hoops Showcase, Cleveland, Ohio
Ohio State Loss	77-88, vs. No. 17 San Diego State (11/22/22)
	Maui Invitational, Lahaina, Hawaii



THE LAST TIME AN OPPONENT...

SCORING

Team

Scored 100 Points in OT	102, vs. IU Indy (11/3/25)
Scored 120 Points	114, vs. Nebraska (2ot) (3/4/25)
Scored 50 or Fewer Points By a Big Ten Opponent	122, Indiana (2/2/59)
	47, vs. Youngstown State (11/11/24)
	45, vs. Minnesota (2/15/22)

Half

50 Points Scored at Halftime	50, vs. IU Indy (11/3/25)
60 Points Scored at Halftime	61, Illinois (2/17/88)
50 Points Scored in Either Half By a Big Ten Opponent	52 (2nd), vs. IU Indy (11/3/25)
60 Points Scored in Either Half	50 (2nd), vs. Nebraska (3/4/25)
15 or Fewer Pts Scored before Half By a Big Ten Opponent	63 (2nd), Penn State (2/16/98)
20 or Fewer Points Scored during a Half By a Big Ten Opponent	14, Stetson (11/18/19)
	15, at Rutgers (1/14/18)
	19 (1st), vs. Penn State (1/20/24)
	18 (1st), vs. Penn State (1/20/24)

Individual

40+ Points by a Player	43, Brice Williams of Nebraska (3/4/25)
30+ Points by a Player	30, Tyler Bilodeau, vs. UCLA (1/17/26)
Triple-Double (Pts./Reb./Asts.)	Zavier Simpson (11p/10r/12a), Michigan (1/29/19)
Two Players with 20 Points	Zoom Diallo (22), Hannes Steinbach(21), at Washington (11/16/26)
Three Players with 20 Points	Wade Taylor IV (21), Tyrece Radford (21), Henry Coleman (20) vs. No. 15 Texas A&M (11/10/23)
Two Players with 25 Points	Malik Reneau (26), Trey Galloway (25), vs. Indiana (2/6/24)
Player scored 20+ Points off the Bench	20, Brady Swartz, vs. Western Michigan (11/20/25)
Player had 20+ points & 20+ rebounds	21p/20r, Johni Broome, No. 2 Auburn (12/14/24)

Double Figures

Five Players in Double Figures	vs. IU Indy (11/3/25); Tinsley (22), D'Augustino (21), Edwards (13), Dragas (11), Compas (10)
By Big Ten Opponent	at No. 18 Illinois (2/2/25); Riley (24), Johnson Jr. (14), Boswell (14), Ivisic (12), Gibbs-Lawhorn (10)
Six Players in Double Figures	at Northwestern (1/27/24); Buie (19), Langborn (14), Martinelli (12), Hunger (11), Barnhizer (11), Berry (10)
By Big Ten Opponent	at Northwestern (1/27/24); Buie (19), Langborn (14), Martinelli (12), Hunger (11), Barnhizer (11), Berry (10)
Zero Players in Double Figures	vs. New Orleans (12/21/23)
Zero Starters in Double Figures	vs. Youngstown State (11/11/24)

FIELD GOALS

30 Field Goals	38 (76), vs. IU Indy (11/3/25)
By Big Ten Opponent	41 (77), vs. Nebraska (3/4/25)
20 or Fewer Field Goals	19 (54), at Indiana (3/8/25)
By Big Ten Opponent	19 (54), at Indiana (3/8/25)
20 or Fewer FGs in back to back games	19 (42), Indiana (2/1/20)
By Big Ten Opponents	20 (60), Michigan (2/4/20)
	19 (42), Indiana (2/1/20)
	20 (60), Michigan (2/4/20)
15 or Fewer Field Goals	14 (59), vs. Youngstown State (11/11/24)
By Big Ten Opponent	15 (53), at Illinois (2/15/14)
1-5 2-pt FGs made in a half	3 (2nd), vs. Merrimack (11/15/23)

Field Goal Attempts

40 or Fewer Attempts	40 (13), IUPUI (1/18/22)
70+ Attempts	76 (38), vs. IU Indy (11/3/25)
By Big Ten Opponent	77 (41), vs. Nebraska (3/4/25)
80 Attempts	91 (36), George Mason (12/9/95)
90 Attempts	91 (36), George Mason (12/9/95)

Field Goal Percentage

70 Percent Shooting	.733 (33-45), Michigan State (2/7/04)
60 Percent Shooting	.600 (27-45), at USC (2/26/25)
by Big Ten Opponent	.600 (27-45), at USC (2/26/25)
50 Percent Shooting	.519 (27-52), at Michigan (01/23/26)
by Big Ten Opponent	.519 (27-52), at Michigan (01/23/26)
Under 30 Pct. Shooting	.298 (17-57), vs. Kentucky (12/21/24)
by Big Ten Opponent	.273 (15-55), at Rutgers (3/10/24)
Consecutive Opps. Under 30 Pct. Shooting	.275 (14-51) Western Carolina (11/21/16); .295 (18-61) Jackson State (11/23/16)
Under 20 Pct. Shooting	.185 (10-54) vs. La.-Monroe (12/27/13)
Under 20 Pct. Shooting/Half	.190 (4-21/2nd) IUPUI (1/18/22) OSU W 83-37

THREE-POINTERS

10 3-Pointers	12 (26), vs. West Virginia (12/13/25)
By Big Ten Opponent	11 (27), vs. No. 13 Illinois (12/9/25)
17 3-Pointers	17 (35), UMBC (12/29/07)
Most By Big Ten Opponent	16 (26), Purdue (2/7/98)
Zero 3-Pointers	0/13, Minnesota (12/2/18)
By Big Ten Opponent	0/13, Minnesota (12/2/18)
More 3s than 2s	14/10, vs. Oakland (11/6/23)
Back to Back teams with more 3s than 2s	10/9 at No. 5 Louisville (12/2/14); 11/7 vs. Colgate (12/6/14)
Equal 3s and 2s	12 each, vs. Northwestern (2/9/23)
Back to Back with 10+ 3-pointers	10 (31) at Michigan (2/4/20); 12 (32) at Wisconsin (2/9/20)

Three-Point Attempts

40 or More Attempts	43 (13) Citadel (11/19/17)
30 or More Attempts	30 (7) at Oregon (1/8/26)
By Big Ten Opponent	33 (10) vs. Nebraska (2/29/24)
10 or Fewer Attempts	10 (3), vs. Notre Dame (11/16/25)
By Big Ten Opponent	9 (3), at No. 11 Purdue (1/21/25)

FREE THROWS

Team

25 Free Throws Made	26 (34), vs. West Virginia (12/13/25)
By Big Ten Opponent	29 (32), vs. No. 13 Illinois (12/9/25)
30 Free Throws	32 (40), at No. 23 Texas A&M (11/15/24)
5 or Fewer Made Free Throws	5 (8), vs. App State (11/11/25)
By Big Ten Opponent	4 (5), vs. Penn State (1/20/24)
Perfect from Foul Line (at least 10 made)	20/20, vs. No. 2 Purdue (2/18/24)
0 Free Throws	0 (0) Wisconsin (1/29/13)

Attempts

5 or Fewer Free Throws Attempted	5 (4), vs. Penn State (1/20/24)
By Big Ten Opponent	5 (4), vs. Penn State (1/20/24)
10 or Fewer Free Throws Attempted	8 (5), vs. App State (11/11/25)
By Big Ten Opponent	8 (7), vs. Nebraska (2/29/24)
30 Free Throws Attempted	34 (26), vs. West Virginia (12/13/25)
By Big Ten Opponent	32 (29), vs. No. 13 Illinois (12/9/25)
40 Free Throws Attempted	40 (32), at No. 23 Texas A&M (11/15/24)
By Big Ten Opponent	45 (29), Iowa (1/24/04)
0 free throws attempted	Wisconsin (1/29/13)

Individual

Perfect From Foul Line (min. 10 FTA)	10-10, John Tonje, at No. 24 Wisconsin (1/14/25)
20 Free Throws	20 (22), Glenn Robinson, Purdue (2/23/94)
15 Free Throws	16 (18), Devin Harris, Wisconsin (2/14/04)

REBOUNDS

Team

50 Rebounds	53, vs. North Carolina (12/20/14)
15 or Fewer	14, Presbyterian (12/15/07)

Individual

15+ Rebounds	15, Caleb Wilson, vs. No. 12 North Carolina (12/20/25)
--------------	--

ASSISTS

Team

Five or Fewer Assists	5, vs. Northwestern (2/20/25)
-----------------------	-------------------------------

Individual

10 Assists	13, Connor McCaffery, at Iowa (2/16/23)
By Big Ten Opponent	11, Alonzo Verge Jr., Nebraska (3/1/22)
15 Assists	15, Tony Miller, Marquette (12/12/93)

TURNOVERS

Team

Five or Fewer Turnovers	5, vs. UCLA (1/17/26)
By Big Ten Opponent	5, vs. UCLA (1/17/26)
25 Turnovers	25, Mercer (12/22/15)
By Big Ten Opponent	27, Nebraska (1/21/12)
30 Turnovers	33, Denver (12/7/00)

Individual

10 Turnovers	10, Corey Hemphill, Tennessee Tech (11/24/98)
--------------	---

STEALS

Team

10 or More	10, at Michigan (01/23/26)
By Big Ten Opponent	10, at Michigan (01/23/26)

Individual

5 Steals by a Player	5, Damarco Minor at Pitt (11/28/25)
5 Steals by 2 players	5, Jamarco Wheeler, Josh Reaves, Penn State (2/7/19)



THE LAST TIME AN OPPONENT...

BLOCKS	
10 Blocks	13, vs. Auburn (12/14/2024)
Individual	
5 Blocks	6, Clifford Omoruyi, at Rutgers (1/15/23)
PLAYER USAGE	
Six Players Used	Villanova (2/18/04)
Seven Players Used	vs. Minnesota (1/20/26)
Playing 40 Minutes (non-OT)	Jamison Battle, at Minnesota (1/27/22)
FOULS	
Three Players Fouled Out	Hagy, D'Augustino, Mitchell vs. IU Indy (1/13/25)
Four Players Fouled Out	Ndour, J. Smith, R. Johnson, Setty, Hall-Ohio (11/12/13)
Five Players Fouled Out	Ndour, J. Smith, R. Johnson, Setty, Hall-Ohio (11/12/13)
MARGIN OF VICTORY	
30-Point Victory	86-51 (+35), at Purdue (3/2/19)
40-Point Victory	112-71 (+41), BYU (12/22/65)
By Big Ten Opponent	111-64 (+47), Illinois (2/10/56)
Halftime/Deficits	
30-Point Lead at Halftime	48-18, Indiana (1/10/16)
20-Point Lead at Halftime	48-20, at Purdue (3/2/19)
By Big Ten Opponent	48-20, at Purdue (3/2/19)
Comeback Win down 10+ at half	13 (42-29) vs. Indiana (2/6/24) W 76-73
Comeback Win After Trailing by 10+	18 (49-31) vs. Indiana (2/6/24) W 76-73
Trailed OSU by 40+ (any point)	54 (W 113-60), :32 (2) 113-59, vs. Mount St. Mary's (11/25/25)
Trailed OSU by 45+ (any point)	54 (W 113-60), :32 (2) 113-59, vs. Mount St. Mary's (11/25/25)

MISCELLANEOUS-Ohio State	
30+ Ohio State Bench Points by Opponent	35, vs. Mount St. Mary's (11/25/25)
40+ Bench Points by Opponent	39, vs. Rutgers (1/2/26)
50+ Bench Points	40, vs. Michigan (3/3/24)
60+ Points in the Paint	51, vs. IU Indy (11/3/25)
50+ Points in the Paint	53 vs. Purdue Fort Wayne (11/11/18)
10+ lead any point (since 2018) vs. Big Ten	62, at Northwestern (12/6/25)
OSU when down 10+ (since 2018) vs. Big Ten	52, vs. West Virginia (12/13/25)
20+ lead any point (since 2018)	130-12
30+/40+ lead any point (since 2018)	70-9
20+ Made FTs, Both Teams	18-65
	11-52
	68-0
	32-0/11-0
	OSU (21-25), West Virginia (26-34) vs. West Virginia (12/13/25)
10+ Players Score	10, vs. Mount St. Mary's (11/25/25)
10+ Offensive Rebounds-Ind.	11 (18 total), Jared Sullinger at NW (2/29/12)
	10 (14 total), Terence Dials vs. UNH (12/28/04)
10 Steals and 10 Blocks	13/10 vs. Bryant (12/11/13)
10 Assists and 10 Blocks vs. Big Ten	17/11 vs. North Carolina (12/20/14)
10 Assists and 10 Steals vs. Big Ten	13/13 vs. Michigan (2/6/07)
10 Asts., 10 Steals, 10 Blocks	14/10 vs. Virginia Tech (3/23/24)
20 Assists and 10 Blocks	11/14 vs. Michigan (3/3/24)
20 Assists and 10 Steals vs. Big Ten	16/13/10 vs. Bryant (12/11/13)
20 Asts., 10 Steals, 10 Blocks vs. Big Ten	22/11 vs. St. Francis, Pa. (11/28/09)
25+ Rebound Margin	22/12 vs. Indiana (3/14/19)
25+Point Differential 1st to 2nd half	22/12 vs. Indiana (3/14/19)
30+ FGs, 10+ 3s, 30 FTs in a game	22/12/11 vs. St. Francis, Pa. (11/28/09)
10 Players with 10+ mins in a game	35 (63-28) 15:31 (2) at Wisconsin (12/2/17)
10 Players with 2+ Rebs in a game	26, (48-22) at Minnesota (1/27/22)
OSU more FT pts than 2-pt basket pts.	+28, vs. Minnesota (2/22/14) 18 pts 1st, 46 pts 2nd
	31/14/30 vs. Penn State (12/7/19)
OSU player more assists than opponent	10, vs. Western Michigan (11/20/25)
OSU player with assists equal to opponent	11 vs. Nebraska (12/30/20)
OSU player made 1st career FGA	38 FTs (38-51), 13 2-pters (26 pts) vs. Ohio (11/12/13)
OSU player made 1st career 3-pt FGA	Jamison Battle (4) vs. New Orleans (3) (12/21/23)
OSU player outscored opp. in a half	Roddy Gayle Jr. (7) vs. C. Michigan (11/29/23)
OSU player ties opp in total rebounds	Mathieu Grujic vs. Purdue FW (11/7/25)
	Mathieu Grujic vs. Purdue FW (11/7/25)
	D. Thomas (18 pts) vs. Nebraska (17) (1/2/13) (1st)
	Jared Sullinger (18 rebs.), NW 18 rebs. at NW (2/29/12)
OSU 0 bench points	vs. No. 10 Nebraska (1/5/26)
OSU More TOs than FGs	vs. Michigan State (2/11/12), 15 TOs, 14 FGs
OSU Win when trailing at 5:00 (2nd half)	vs. West Virginia (12/13/25), -4 (59-63), W 89-88 (2ot)
OSU Loss when leading at 5:00 (2nd half)	vs. No. 10 Nebraska (1/5/26), +1 (57-58), L 69-72
OSU started each half with a 12-0 run	vs. La.-Monroe (12/27/13), 1st 12-0, 2nd 15-0
2 OSU players outscore opponent	vs. La.-Monroe (12/27/13), 32 (Smith Jr.-17, Ross-15), ULM 31 (OSU W 71-31)

Back-to-Back Road Wins vs. AP Top 15	at No. 10 Wisconsin (W, 74-62) Jan. 23, 2021
	at No. 8 Iowa (W, 88-85), Feb. 4, 2021
Back-to-Back Road Wins vs. AP Top 25	at No. 10 Wisconsin (W, 74-62) Jan. 23, 2021
	at No. 8 Iowa (W, 88-85), Feb. 4, 2021
Back-to-Back Home Wins vs. AP Top 25	vs. No. 1 Duke (W, 71, 66, 11/30/21),
	vs. No. 22 Wisconsin (W, 73-55, 12/11/21)
4-Consecutive Road Wins vs. AP Top 15	at No. 15 Rutgers (W, 79-68) Jan. 9, 2021
	at No. 14 Illinois (W, 87-81) Jan. 16, 2021
	at No. 10 Wisconsin (W, 74-62) Jan. 23, 2021
	at No. 8 Iowa (W, 88-85), Feb. 4, 2021
5-Consecutive Road Wins in the Big Ten	at No. 15 Rutgers (W, 79-68) Jan. 9, 2021
	at No. 14 Illinois (W, 87-81) Jan. 16, 2021
	at No. 10 Wisconsin (W, 74-62) Jan. 23, 2021
	at No. 8 Iowa (W, 88-85), Feb. 4, 2021
	at Maryland (W, 73-65), Feb. 8, 2021
Two 25-pt wins vs. Top 10 in a season	vs. No. 10 Villanova (W, 76-51, 11/13/19);
	at No. 7 North Carolina (W, 74-49, 12/4/19)
OSU went on 20-0 run	at Oregon (1/8/26) (21-0 in 2nd half over 7:22)
Held Opponent Scoreless for 10+ Mins	10:41 vs. Seton (11/18/19) 16:37-5:57 of 1st half
	11:31 vs. Illinois (2/4/18), last 10:11 (1st), 1st 1:20 (2nd)
OSU with 0 Fast Break Points	vs. Notre Dame (11/16/25)
OSU with 0 pts. off opp. Turnovers	vs. Providence (11/17/16)
OSU Bench outscored Starters	40/25 vs. Eastern Illinois (11/16/22)
OSU Player was BIG POW	Bruce Thornton (11/10/25)
OSU Player was BIG FOW	Brice Sensabaugh (1/23/23)
OSU Player was both BIG POW and FOW	D'Angelo Russell (1/26/15)

MISCELLANEOUS-Opponent	
0 Pts off Turnovers	La.-Monroe (12/27/13)
Big Ten	Michigan State (3/16/13)
More TOs than FGs	IUPUI (1/18/22), 21 TOs, 13 FGs
Big Ten	Minnesota (2/20/13), 24 TOs, 14 FGs
2X more TOs than FGs	Nebraska (1/21/12) 27 TOs, 13 FGs
Both Teams 0 bench points	Ohio State at Illinois (1/10/12)
Both Teams 0 blocks	Ohio State vs. Illinois (2/4/18)
0 Fast Break Pts.	at Michigan (1/15/24)
Both Teams 0 Fast Break Pts.	vs. Penn State (2/23/23)
0 Bench Points	at Pitt (11/28/25)
More Bench Points than Starters	vs. Western Michigan (11/20/25), 34 bench/24 starters
No player with more than 2 FGs	La.-Monroe (12/27/13)
Both an OSU an OPP player with 10+ assists	12, Shannon Scott (OSU); 10, Austin Williams, NC A&T (12/17/14)

GAME 20 -- VS. PENN STATE



GAME 1
NOVEMBER 3, 2025
IU INDY 102
OHIO STATE 118
Schottenstein Center (8,141)
Columbus, Ohio

IU INDY (0-1)	FG	3FG	FT	O	D	T	PF	TP	A	T	BS	S	MP						
01 Hagy	f	2	2	0	2	1	0	1	5	6	2	1	0	0	16				
07 Woodward	f	1	4	0	0	2	4	4	8	2	0	0	20						
00 Edwards	g	6	11	0	3	1	3	0	2	2	3	13	0	1	0	21			
12 D'Augustino	g	9	12	3	3	0	0	2	1	3	5	21	3	1	0	0	26		
13 Mitchell	g	3	7	1	5	0	0	1	1	1	5	7	0	0	0	0	14		
04 Davis	g	2	5	1	4	0	0	1	1	2	5	4	0	0	0	0	29		
05 Dragas	g	3	8	2	3	3	2	5	3	11	1	1	1	0	0	0	24		
15 Compas	g	4	8	0	2	2	0	0	0	4	10	1	1	0	3	18			
20 Tinsley	g	7	16	3	11	5	6	0	3	3	4	22	1	4	0	2	23		
23 Miller	g	0	1	0	1	0	0	0	0	1	0	0	0	0	0	0	5		
24 Stewart	g	1	2	1	1	0	0	0	1	1	0	3	0	1	0	0	4		
TEAM																			
Totals.....		38	76		12	38	14	20		12	13	25	36	102	20	13	0	6	200

OSU (1-0)	FG	3FG	FT	O	D	T	PF	TP	A	T	BS	S	MP						
14 Noel	f	4	5	0	0	0	0	3	7	10	1	8	3	4	0	0	0	28	
21 Royal	f	5	9	2	5	10	13	3	5	8	3	22	0	3	0	2	25		
13 Tilly	c	8	10	1	2	9	13	3	6	9	4	26	3	1	1	1	29		
00 Mobley Jr.	g	4	12	2	8	6	6	0	1	1	2	16	8	4	0	1	33		
02 Thornton	g	7	10	2	4	10	12	0	5	5	1	26	4	1	0	1	35		
01 Bynum	g	3	4	0	1	0	0	2	2	0	0	6	0	1	0	0	12		
03 Chatman	g	1	2	1	2	2	0	0	0	1	5	0	1	0	0	0	5		
04 Cupps	g	0	0	0	0	0	0	0	0	0	3	5	0	1	0	1	17		
07 Njegovan	g	1	1	0	0	0	0	2	2	1	2	0	0	0	0	0	4		
09 Grujicic	g	0	0	0	0	0	0	0	0	0	0	0	0	0	0	0	6		
20 White	g	1	1	0	0	0	0	0	0	0	1	2	1	0	0	0	6		
TEAM																			
Totals.....		34	54		8	22	42	53		11	30	41	17	118	19	17	1	6	200

IU Indy	1st	2nd	Total	FG%	3pFG%	FT%
IU Indy	50	52	102	50.0	31.6	70.0
Ohio State	66	52	118	63.0	36.4	79.2

Officials: Luke Schumer, Rob Kueneman, Paul Szelc

Points	In Paint	Off T/O	2nd Chance	Fast Break	Bench	Time In Lead	Largest Lead
IU Indy	20	2	11	7	20	38:56	22
Ohio State	36	19	16	7	51	:25	2



GAME 2
NOVEMBER 7, 2025
PURDUE FW 68
OHIO STATE 94
Schottenstein Center (8,926)
Columbus, Ohio

PUR FW (0-2)	FG	3FG	FT	O	D	T	PF	TP	A	T	BS	S	MP						
11 Nelson	f	1	4	1	4	0	0	0	1	1	3	0	0	0	0	23			
34 Duffy	f	5	5	0	0	2	1	0	1	0	10	0	2	0	2	23			
02 Stevenson	g	9	17	2	4	1	2	1	2	3	2	21	3	2	0	1	30		
09 Craig	g	5	11	1	4	7	7	0	3	3	4	18	2	1	0	1	25		
10 Hadnot II	g	2	9	0	2	1	2	0	1	1	3	5	2	3	0	6	33		
01 Kaba	g	1	1	0	0	0	0	0	0	0	1	2	1	3	1	1	19		
05 Mosley	g	1	4	1	2	0	0	0	0	0	1	3	0	0	0	0	21		
13 Elisee	g	0	1	0	1	0	0	0	1	1	3	0	0	2	0	0	8		
15 Levin	g	2	6	0	3	0	2	1	3	1	4	1	2	0	2	14			
24 Shrout	g	0	1	0	1	2	2	1	0	1	0	2	0	0	0	0	4		
TEAM																			
Totals.....		26	59		5	21	11	17		7	10	17	16	68	9	13	3	11	200

OSU (2-0)	FG	3FG	FT	O	D	T	PF	TP	A	T	BS	S	MP						
14 Noel	f	2	3	0	0	0	0	4	4	2	4	0	0	0	0	24			
21 Royal	f	2	3	2	2	0	0	1	2	3	3	6	1	0	0	1	16		
13 Tilly	c	7	11	1	5	0	0	1	5	6	4	15	4	4	0	1	23		
00 Mobley Jr.	g	6	13	5	9	2	2	0	3	3	0	19	4	4	0	0	34		
02 Thornton	g	14	17	5	8	5	0	5	5	1	38	5	3	0	1	36			
01 Bynum	g	2	2	2	2	3	4	1	1	2	9	1	3	0	0	16			
03 Chatman	g	0	0	0	0	0	0	0	0	0	1	0	1	2	0	0	8		
04 Cupps	g	0	1	0	1	0	0	0	4	4	2	0	3	1	0	2	19		
07 Njegovan	g	0	0	0	0	0	2	0	4	4	1	0	3	2	0	0	17		
09 Grujicic	g	1	1	1	1	0	0	0	0	0	0	3	0	0	0	0	2		
20 White	g	0	0	0	0	0	0	1	1	1	0	0	0	0	0	0	5		
55 Nash	g	0	0	0	0	0	0	0	0	0	0	0	0	0	0	0	0+		
TEAM																			
Totals.....		34	51		16	28	10	13		4	29	33	17	94	22	19	0	5	200

Purdue FW	1st	2nd	Total	FG%	3pFG%	FT%
Purdue FW	30	38	68	44.1	23.8	64.7
Ohio State	45	49	94	66.7	57.1	76.9

Officials: Andy O'Brien, Jason Phillips, Randy Richardson

Points	In Paint	Off T/O	2nd Chance	Fast Break	Bench	Time In Lead	Largest Lead
Purdue FW	40	17	10	6	11	--	--
Ohio State	34	18	6	0	12	39:36	26



GAME 3
NOVEMBER 11, 2025
APPALACHIAN ST. 53
OHIO STATE 75
Schottenstein Center (7,938)
Columbus, Ohio

APP ST (2-2)	FG	3FG	FT	O	D	T	PF	TP	A	T	BS	S	MP					
23 Moodie	f	0	1	0	0	0	0	0	3	3	2	0	0	0	0	13		
03 Wilson	c	3	4	0	0	1	3	2	5	7	1	7	1	0	0	0	28	
02 Dodd	g	0	6	0	2	0	0	1	3	4	3	0	2	3	0	0	18	
04 Banks	g	1	5	0	2	3	0	3	3	4	4	3	0	0	0	27		
13 Jennings	g	5	17	2	6	0	0	1	1	3	12	1	3	0	0	32		
05 Clarke Jr.	g	3	4	0	0	2	2	0	2	2	4	8	2	1	0	0	22	
06 Brim	g	0	0	0	0	0	0	0	0	0	0	0	0	0	0	0	2	
09 Tot	g	3	7	3	5	0	0	0	1	1	3	9	0	0	0	0	19	
21 Njock	g	3	6	2	5	0	0	0	3	6	1	8	0	0	0	0	25	
44 Marcus Jr.	g	2	6	1	5	0	0	0	1	2	3	4	5	1	1	0	14	
TEAM																		
Totals.....		20	56		8	25	5	8		7	24	31	25	53	10	9	0	200

OSU (3-0)	FG	3FG	FT	O	D	T	PF	TP	A	T	BS	S	MP					
14 Noel	f	8	10	1	3	0	0	4	7	11	1	17	1	0	0	0	27	
20 White	f	0	2	0	2	0	1	1	3	4	1	0	0	0	0	0	17	
13 Tilly	c	2	9	0	6	5	5	2	3	5	1	9	4	0	0	0	31	
00 Mobley Jr.	g	3	11	2	5	8	9	1	3	4	0	16	3	0	0	0	27	
02 Thornton	g	3	7	2	4	5	6	0	3	3	2	13	3	1	1	2	31	
01 Bynum	g	3	8	0	3	2	2	2	0	2	1	8	0	1	0	0	13	
03 Chatman	g	1	1	1	1	0	2	0	0	0	4	3	1	0	0	13		
04 Cupps	g	1	4	1	3	2	2	1	3	4	2	5	1	0	1	0	27	
07 Njegovan	g	1	1	0	0	0	2	0	3	3	3	4	0	1	0	0	9	
09 Grujicic	g	0	1	0	0	0	0	0	0	0	0	0	0	0	0	0	5	
TEAM																		
Totals.....		22	54		7	27	24	32	14	28	42	15	75	15	4	1	3	200

App State	1st	2nd	Total	FG%	3pFG%	FT%
App State	25	28	53	35.7	32.0	62.5
Ohio State	30	45	75	40.7	25.9	75.0

Officials: Gerald Williams, Edwin Young, Tim Comer

Points	In Paint	Off T/O	2nd Chance	Fast Break	Bench	Time In Lead	Largest Lead
App State	20	2	12	3	30	15:57	12
Ohio State	26	14	16	6	20	20:33	28



GAME 4
NOVEMBER 16, 2025
NOTRE DAME 63
OHIO STATE 64
Schottenstein Center (12,357)
Columbus, Ohio

UND (3-1)	FG	3FG	FT	O	D	T	PF	TP	A	T	BS	S	MP			
12 Sundra	f	2	3	1	2	0	0	2	2	4	5	0	0	0	1	

GAME 20 -- VS. PENN STATE



GAME 7
NOVEMBER 28, 2025
OHIO STATE 66
PITT 67
Petersen Events Center (6,299)
Pittsburgh, Pa.

OSU (6-1)	FG	3FG	FT	O	D	T	PF	TP	A	T	BS	S	MP									
14 Noel	f	0	2	0	0	0	0	0	1	1	0	0	9									
21 Royal	f	9	15	4	8	0	0	2	2	3	22	2	4	1	0	39						
13 Tilly	c	1	8	0	2	8	8	2	4	6	3	10	0	3	0	1	32					
00 Mobley Jr.	g	1	3	1	3	0	1	0	1	1	3	0	1	0	1	1	14					
02 Thornton	g	7	15	1	5	3	2	12	13	0	18	1	1	0	0	0	38					
01 Bynum	g	3	5	1	2	0	0	2	3	5	3	7	0	0	0	1	31					
03 Chatman	g	0	0	0	0	0	0	0	0	0	3	0	0	0	0	0	1					
04 Cupps	g	0	2	0	2	2	0	4	4	2	2	3	1	0	1	0	27					
07 Njegovan	g	2	4	0	0	0	1	3	4	2	4	1	1	1	0	0	8					
20 White	g	0	0	0	0	0	0	0	0	0	0	0	0	0	1	0	1					
TEAM																						
Totals.....		23	54		7	24		13	15		2	1	3		17		66	8	13	4	3	200

PITT (5-3)	FG	3FG	FT	O	D	T	PF	TP	A	T	BS	S	MP									
02 Corhen	f	6	14	1	2	5	10	5	5	10	2	18	1	2	0	1	36					
13 Siulepa	f	1	9	0	2	0	0	4	3	7	4	2	0	0	0	0	24					
07 Minor	g	7	14	3	8	1	1	0	2	2	3	18	2	1	1	5	37					
08 Witherspoon	g	4	14	0	3	3	4	0	4	4	1	11	2	0	0	1	37					
22 Dunning Jr.	g	8	13	1	6	1	1	1	4	5	3	18	0	0	1	1	39					
04 Amadou Kante	g	0	2	0	0	0	0	1	0	1	2	0	0	0	0	0	7					
25 Indrusaitis	g	0	3	0	1	0	0	1	1	2	2	0	0	1	2	1	1	20				
TEAM																						
Totals.....		26	69		5	22		10	16		16	23	39		17		67		6	5	3	9200

	1st	2nd	Total	FG%	3pFG%	FT%
Ohio State	24	42	66	42.6	29.2	86.7
Pitt	34	33	67	37.7	22.7	62.5

Officials: Roger Ayers, Ron Groover, Tommy Morrissey

Points	In Paint	Off T/O	2nd Chance	Fast Break	Bench	Time In Lead	Largest Lead
Ohio State	30	5	9	2	13	7:40	5
Pitt	38	17	6	11	0	29:23	12



GAME 8
DECEMBER 6, 2025
OHIO STATE 86
NORTHWESTERN 82
Welsh-Ryan Arena (5,448)
Evanston, Ill.

OSU (7-1, 1-0)	FG	3FG	FT	O	D	T	PF	TP	A	T	BS	S	MP									
14 Noel	f	13	15	0	1	3	5	2	5	7	3	29	1	3	1	1	36					
21 Royal	f	4	8	1	3	1	2	2	2	4	3	10	3	3	0	0	25					
13 Tilly	c	1	5	0	0	2	4	1	2	3	3	4	1	2	0	0	18					
00 Mobley Jr.	g	3	7	1	5	1	2	0	2	2	0	8	1	2	0	0	25					
02 Thornton	g	6	12	0	1	5	7	0	4	4	2	17	10	0	0	2	37					
01 Bynum	g	5	9	1	2	0	0	3	2	5	3	11	1	0	1	0	26					
04 Cupps	g	1	2	1	1	0	0	0	0	3	3	4	0	0	0	0	15					
20 White	g	2	3	0	1	0	0	0	2	2	0	4	3	0	0	2	18					
TEAM																						
Totals.....		35	61		4	14		12	20		17	86		24	11	2	5	200				

NW (5-4, 0-2)	FG	3FG	FT	O	D	T	PF	TP	A	T	BS	S	MP									
02 Martinelli	f	10	16	2	3	10	12	6	2	8	3	32	4	3	1	2	39					
22 Page	f	6	11	1	3	0	0	2	7	9	2	13	5	3	0	0	34					
04 Reid	g	2	10	1	4	4	4	1	1	2	4	9	6	2	0	0	31					
11 Clayton	g	2	4	2	4	0	0	0	1	1	4	6	0	1	0	1	22					
44 Ciaravino	g	6	10	0	3	2	2	2	6	8	2	14	2	2	1	0	33					
01 Kropp	g	0	1	0	0	0	0	0	1	1	1	0	0	0	0	0	3					
03 West	g	0	0	0	0	0	0	0	0	0	1	0	0	1	0	0	2					
08 Singleton	g	0	1	0	1	0	0	0	1	1	2	0	1	1	0	0	8					
10 Green	g	0	0	0	0	0	0	0	0	0	0	0	0	0	0	0	2					
20 Mullins	g	0	1	0	1	0	0	0	0	0	1	0	0	0	0	0	4					
24 Windham	g	3	7	2	5	0	0	0	0	0	0	8	3	1	0	1	22					
TEAM																						
Totals.....		29	61		8	24		16	18		13	21	34		20		82		21	14	2	4200

	1st	2nd	Total	FG%	3pFG%	FT%
Ohio State	40	46	86	57.4	28.6	60.0
Northwestern	44	38	82	47.5	33.3	88.9

Officials: James Breeding, Randy Richardson, Andy O'Brien

Points	In Paint	Off T/O	2nd Chance	Fast Break	Bench	Time In Lead	Largest Lead
Ohio State	62	18	9	19	18	20:25	8
Northwestern	38	11	23	7	8	16:13	9



GAME 9
DECEMBER 9, 2025
#13 ILLINOIS 88
OHIO STATE 80
Schottenstein Center (9,974)
Columbus, Ohio

ILL (8-2, 1-0)	FG	3FG	FT	O	D	T	PF	TP	A	T	BS	S	MP									
00 Mirkovic	f	5	11	4	5	8	8	1	8	9	3	22	1	2	0	0	32					
13 Ivisic	c	2	9	1	6	2	2	1	1	2	1	7	2	0	1	0	27					
02 Stojakovic	g	5	10	0	3	7	7	1	3	4	3	17	1	3	0	0	27					
04 Boswell	g	1	4	1	2	1	2	3	1	4	4	4	1	1	0	0	31					
23 Wagler	g	6	11	3	5	8	9	2	0	2	2	23	5	2	0	0	39					
03 Humrichous	g	0	2	0	2	0	0	0	3	3	3	0	2	0	1	0	20					
15 Davis	g	1	1	0	0	0	0	0	0	1	1	3	2	0	0	0	4					
44 Ivisic	g	4	6	2	4	3	4	0	8	8	2	13	0	0	1	0	19					
77 Petrovic	g	0	0	0	0	0	0	0	0	0	0	0	0	0	1	0	1					
TEAM																						
Totals.....		24	54		11	27		29	32		9	28	37		21		88		12	9	3	0200

OSU (7-2, 1-1)	FG	3FG	FT	O	D	T	PF	TP	A	T	BS	S	MP									
14 Noel	f	2	4	1	2	0	0	1	2	3	2	5	1	1	0	0	21					
21 Royal	f	4	15	1	6	6	6	0	3	3	3	15	1	1	0	0	37					
13 Tilly	c	4	10	0	4	5	7	2	6	8	5	13	1	1	1	1	31					
00 Mobley Jr.	g	4	11	1	6	2	6	0	2	2	4	11	1	0	0	0	31					
02 Thornton	g	13	17	6	9	2	2	1	5	6	1	34	6	2	0	2	40					
01 Bynum	g	1	2	0	0	0	0	0	0	1	1	5	2	0	0	1	21					
04 Cupps	g	0	1	0	0	0	0	0	0	1	1	4	0	0	0	0	7					
07 Njegovan	g	0	0	0	0	0	0	0	0	0	0	1	0	0	1	0	4					
20 White	g	0	1	0	1	0	0	0	0	0	0	2	0	1	0	0	8					
TEAM																						
Totals.....		28	61		9	28		15	21		7	23	30		27		80		11	6	2	3200

	1st	2nd	Total	FG%	3pFG%	FT%
Illinois	48	40	88	44.4	40.7	90.3
Ohio State	42	38	80	45.9	32.1	71.4

Officials: Tim Comer, Jeffrey Anderson, D.J. Carstensen

Points	In Paint	Off T/O	2nd Chance	Fast Break	Bench	Time In Lead	Largest Lead
Illinois	24	8	4	15	15	34:42	10
Ohio State	34	10	13	12	2	3:02	3



GAME 10
DECEMBER 13, 2025
WEST VIRGINIA 88
OHIO STATE 89
Rocket Arena (6,465)
Cleveland, Ohio

WVU (8-4)	FG	3FG	FT	O	D	T	PF	TP	A	T	BS	S	MP									
00 Lorient	f	7	7	3	3	1	2	3	4	7	3	18	4	2	4	1	44					
55 Obioha	c	1	3	0	0	2	2	3	2	5	3	4	0	2	0	0	24					
01 Floyd	g	4	8	2	2	4	0	5	5	4	14	2	4	0	2	40						
03 Huff	g	7	17	5	13	6	0	1	1	4	24	4	3	0	1	39						
52 Eaglestaff	g	1	9	1	5	2	4	1	1	2	5	3	1	1	1	1	23					
02 Jenkins	g	0	2	0	0	2	4	0	1	1	0	2	1	0	0	0	10					
05 Thomas	g	0	0	0	0	0	0	0	2	2	2	0	0	1	0	0	3					
13 Moore	g	2	10	0	1	10	12	1	7	8	2	14	1	4	0	0	41					
15 Fields	g	3	7	1	2	0	0	1	3	4	2	7	0	0	0	0	26					
TEAM																						
Totals.....		25	63	</																		

GAME 20 -- VS. PENN STATE



GAME 13
JANUARY 2, 2026
OHIO STATE 80
RUTGERS 73
Jersey Mike's Arena (8,000)
Piscataway, N.J.

OSU (10-3, 2-1)	FG	3FG	FT	O D T	PF	TP	A T BS S MP
01 Bynum	f	2 7	0 3	5 6	1 2 3	0 9	1 0 0 1 33
21 Royal	f	5 13	1 4	5 6	2 1 3	2 16	4 3 0 1 36
13 Tilly	c	3 4	0 0	3 5	2 1 3	4 9	1 2 1 0 20
00 Mobley Jr.	g	4 9	4 6	0 0	2 2 2	3 12	5 1 0 1 33
02 Thornton	g	8 13	2 3	2 2	2 8 10	2 20	1 3 0 1 37
03 Chatman	g	0 0	0 0	0 0	0 0 0	0 0	0 0 0 1 4
04 Cupps	g	0 0	0 0	0 0	0 0 0	2 0	2 0 0 0 10
14 Noel	g	5 6	0 0	4 4	3 1 4	1 14	1 1 1 0 20
20 White	g	0 0	0 0	0 0	0 0 0	1 0	0 0 0 0 7
TEAM							3 5 8 2
Totals.....	27 52	7 16	19 23	13 20 33	15 80	15 12	2 5 200

RUT (7-7, 0-3)	FG	3FG	FT	O D T	PF	TP	A T BS S MP
09 Grant	f	5 12	2 5	2 3	2 0 2	3 14	0 0 0 0 31
27 Badalau	f	1 2	0 1	0 0	1 0 1	1 2	2 0 1 0 9
21 Ogbole	c	2 4	0 0	1 2	5 4 9	2 5	0 3 0 1 0 17
01 Davis	g	4 10	1 2	0 0	2 3 5	1 9	1 0 0 2 21
13 Zrno	g	1 5	0 4	2 2	0 1 1	0 4	0 1 0 0 9
00 Francis	g	6 16	2 6	3 3	0 1 1	1 17	3 0 0 3 27
02 Mark	g	1 3	0 1	1 2	0 1 1	2 3	3 1 0 1 20
03 Powers	g	3 6	1 3	2 2	1 0 1	2 9	2 0 1 0 11
04 Dortch	g	2 2	0 0	2 3	3 0 3	3 6	1 2 0 3 23
05 Buchanan Jr.	g	2 3	0 0	0 0	4 0 4	4 4	2 1 0 0 18
11 Nwuli	g	0 1	0 0	0 0	0 2 2	0 0	0 0 0 0 14
TEAM							1 1 1
Totals.....	27 64	6 22	13 17	18 13 31	19 73	14 8	3 9 200

	1st	2nd	Total	FG%	3pFG%	FT%
Ohio State	37	43	80	51.9	43.8	82.6
Rutgers	41	32	73	42.2	27.3	76.5

Officials: Michael Redd, Larry Sciroto, Brian Dorsey

Points	In Paint	Off T/O	2nd Chance	Fast Break	Bench	Time In Lead	Largest Lead
Ohio State	40	10	9	6	14	18:14	9
Rutgers	30	9	18	6	39	18:34	15



GAME 14
JANUARY 5, 2026
#10 NEBRASKA 72
OHIO STATE 69
Schottenstein Center (10,382)
Columbus, Ohio

NEB (15-0, 4-0)	FG	3FG	FT	O D T	PF	TP	A T BS S MP
09 Buyuktuncel	f	4 4	0 0	0 0	2 5 7	2 8	1 2 0 0 22
21 Sandfort	f	3 11	3 9	2 2	1 2 3	1 11	2 1 0 2 36
51 Mast	f	5 14	1 6	1 1	0 4 4	1 12	2 3 1 0 34
01 Hoiberg	g	3 7	2 4	0 1	3 6 9	2 8	4 1 0 2 35
10 Lawrence	g	2 6	1 4	6 6	0 4 4	4 11	0 2 0 0 26
05 Frager	g	6 9	0 2	3 4	2 4 6	2 15	2 1 0 0 24
15 Garcia	g	1 2	1 2	1 2	0 0 0	0 4	0 0 0 0 5
31 Jacobsen	g	1 4	0 2	1 1	0 2 2	0 3	1 0 0 1 18
TEAM							3 3 2
Totals.....	25 57	8 29	14 17	8 30 38	12 72	12 12	1 5 200

OSU (10-4, 2-2)	FG	3FG	FT	O D T	PF	TP	A T BS S MP
01 Bynum	f	4 9	1 2	0 0	1 8 9	3 9	1 0 2 0 34
21 Royal	f	5 8	0 2	4 6	0 6 6	1 14	2 1 0 1 37
13 Tilly	c	3 9	1 3	1 4	2 1 3	4 8	2 2 0 1 33
00 Mobley Jr.	g	8 17	5 13	1 1	0 2 2	2 22	1 1 0 0 36
02 Thornton	g	6 12	2 6	2 2	0 5 5	2 16	7 1 0 1 38
04 Cupps	g	0 0	0 0	0 0	0 1 1	0 0	0 1 0 1 12
14 Noel	g	0 2	0 0	0 0	0 2 2	0 0	0 2 0 0 8
20 White	g	0 0	0 0	0 0	0 0 0	0 0	0 0 0 0 2
TEAM							1 1 1
Totals.....	26 57	9 26	8 13	4 25 29	14 69	13 8	2 4 200

	1st	2nd	Total	FG%	3pFG%	FT%
Nebraska	38	34	72	43.9	27.6	82.4
Ohio State	31	38	69	45.6	34.6	61.5

Officials: Ronald Groover, Kipp Kissinger, Keith Kimble

Points	In Paint	Off T/O	2nd Chance	Fast Break	Bench	Time In Lead	Largest Lead
Nebraska	32	8	6	6	22	35:15	14
Ohio State	30	17	2	10	0	3:31	3



GAME 15
JANUARY 8, 2026
OHIO STATE 72
OREGON 62
Matthew Knight Arena (6,037)
Eugene, Ore.

OSU (11-4, 3-2)	FG	3FG	FT	O D T	PF	TP	A T BS S MP
01 Bynum	f	4 10	0 3	2 3	2 2 4	4 10	2 0 4 1 27
21 Royal	f	5 9	1 2	3 3	4 6 10	3 14	3 4 0 0 36
13 Tilly	c	4 6	0 0	6 9	1 4 5	3 14	2 1 1 1 31
00 Mobley Jr.	g	3 7	2 5	5 6	0 5 5	3 13	1 2 0 2 26
02 Thornton	g	5 14	2 5	0 0	3 3 6	1 12	0 1 0 0 38
04 Cupps	g	3 4	1 1	2 2	0 3 3	2 9	1 2 0 1 23
07 Njegovan	g	0 1	0 0	0 0	1 3 4	2 0	0 1 0 0 10
20 White	g	0 2	0 2	0 0	0 0 0	2 0	1 0 0 0 9
TEAM							2 2 4 1
Totals.....	24 53	6 18	18 23	13 28 41	20 72	10 12	5 5 200

ORE (8-8, 1-4)	FG	3FG	FT	O D T	PF	TP	A T BS S MP
10 Evans Jr.	f	3 8	2 4	2 2	1 1 2	2 10	1 0 2 1 26
13 Stewart	f	2 4	0 0	1 2	4 4 8	3 5	0 0 1 1 23
32 Bittle	c	5 19	2 6	2 2	4 5 9	4 14	2 3 3 0 33
05 Simpkins	g	2 9	0 5	8 9	1 3 4	2 12	2 1 0 1 34
23 Lin	g	4 14	1 10	1 1	1 0 1	2 10	5 2 0 1 38
04 Lindsay	g	2 2	0 0	0 0	0 0 0	3 4	0 0 0 1 11
12 Carter	g	0 1	0 1	0 0	0 0 0	0 0	0 0 0 0 4
16 Demir	g	0 0	0 0	0 0	0 0 0	1 0	0 0 0 0 3
22 Pryor	g	0 0	0 0	1 4	1 2 3	1 1	1 1 0 0 15
24 Phillips	g	2 4	2 4	0 0	0 0 0	1 6	1 0 0 1 13
TEAM							2 2 4 1
Totals.....	20 61	7 30	15 20	15 17 32	18 62	12 7	6 6 200

	1st	2nd	Total	FG%	3pFG%	FT%
Ohio State	34	38	72	45.3	33.3	78.3
Oregon	29	33	62	32.8	23.3	75.0

Officials: Randy Richardson, Jason Phillips, Andy O'Brien

Points	In Paint	Off T/O	2nd Chance	Fast Break	Bench	Time In Lead	Largest Lead
Ohio State	34	13	6	6	9	38:38	24
Oregon	24	9	15	6	11	:19	2



GAME 16
JANUARY 11, 2026
OHIO STATE 74
WASHINGTON 81
Alaska Airlines Arena (8,163)
Seattle, Wash.

OSU (11-5, 3-3)	FG	3FG	FT	O D T	PF	TP	A T BS S MP
01 Bynum	f	8 19	2 6	2 3	2 2 4	3 20	1 2 1 1 37
21 Royal	f	4 9	1 3	2 2	1 7 8	3 11	1 1 0 0 32
13 Tilly	c	3 7	0 1	2 2	2 4 2	2 8	1 1 0 0 15
00 Mobley Jr.	g	1 5	1 3	0 0	1 3 4	1 3	4 3 0 1 29
02 Thornton	g	9 17	3 7	7 8	2 2 4	1 28	3 1 1 1 37
03 Chatman	g	2 0	0 2	0 0	1 1 2	2 0	1 0 0 1 5
04 Cupps	g	0 0	0 0	0 0	1 0 1	2 0	1 0 0 0 14
07 Njegovan	g	2 4	0 0	0 0	4 2 6	2 4	2 2 1 0 24
20 White	g	0 0	0 0	0 0	1 1 2	1 0	0 0 0 0 7
TEAM							2 2 4 1
Totals.....	27 63	7 22	13 15	17 22 39	17 74	14 11	3 4 200

WASH (10-6, 2-3)	FG	3FG	FT	O D T	PF	TP	A T BS S MP
06 Steinbach	f	9 19	0 3	3 3	1 8 9	3 21	0 3 0 2 35
08 Tucker	f	6 11	0 2	0 0	3 2 5	2 12	2 0 1 0 34
11 Kepnang	c	2 3	0 0	7 8	4 3 7	4 11	0 2 2 1 31
00 Peterson	g	2 5	2 4	2 2	0 2 2	2 8	3 1 0 1 35
05 Diallo	g	7 14	2 6	6 6	0 2 2	1 22	3 0 0 0 30
23 Mandaquit	g	0 0	0 0	1 4	0 2 2	0 1	5 1 0 0 16
30 Muldrew	g	1 1	1 1	0 0	0 0 0	2 3	1 0 0 0 9
33 Dzepina	g	1 3	1 2	0 0	0 0 0	0 3	0 0 3 0 10
TEAM							1 1 2 1
Totals.....	28 56	6 18	19 23	9 20 29	14 81	14 7	6 4 200

	1st	2nd	Total	FG%	3pFG%	FT%
Ohio State	38	36	74	42.9	31.8	86.7
Washington	36	45	81	50.0	33.3	82.6

Officials: Paul Szelc, Brian Dorsey, Nate Harris

Points	In Paint	Off T/O	2nd Chance	Fast Break	Bench	Time In Lead	Largest Lead
Ohio State	38	9	12	3	4	19:13	9
Washington	40	12	11	10	7	18:13	8



GAME 17
JANUARY 17, 2026
UCLA 74
OHIO STATE 86
Schottenstein Center (12,937)
Columbus, Ohio

UCLA (12-6, 4-3)	FG	3FG	FT	O D T	PF	TP	A T BS S MP
03 Dailey Jr.	f	6 12	0 3	0 3	2 2 4	5 12	1 0 0 0 18
34 Bilodeau	f	9 19	4 7	8 8	3 5 8	2 30	0 1 0 1 38
01 Booker	c	0 0	0 0	0 0	0 0 0	0 0	0 0 1 0 2
00 Perry	g	2 9	1 2	2 2	3 1 4	1 7	5 0 0 2 38
02 Dent	g	4 9	2 4	3 4	0 1 1	4 13	7 2 0 2 38
04 Brown	g	2 6	2 6	2 2	1 1 3	1 8	0 0 0 0 18
05 Williams	g	1 1	0 0	0 0	0 1 1	0 2	0 0 1 0 9
08 Freeny	g	1 5	0 1	0 0	0 1 2	3 2	1 0 1 0 19
24 Jamerson II	g	0 1	0 0	0 0	2 1 3	4 0	0 1 1 1 20
TEAM							1 1 1
Totals.....	25 62	9 23	15 19	14 13 27	20 74	14 5	4 6 200

OSU (12-5, 4-3)	FG	3FG	FT	O D T	PF	TP	A T BS S MP
01 Bynum	f	3 9	0 4	1 2	3 2 5	2 7	1 3 3 0 32
21 Royal	f	7 9	3 3	5 6	2 7 9	5 22	1 3 0 0 31
13 Tilly	c	2 3	0 0	2 4	1 3 4	3 6	5 1 0 0 32
00 Mobley Jr.	g	8 15	6 12	6 6	2 1 3	2 28	3 0 0 1 37
02 Thornton	g	7 11	0 1	7 7	0 8 8	2 21	2 2 0 0 38
03 Chatman	g	0 0	0 0	0 0	0 0 0	0 0	1 0 0 0 2
04 Cupps	g	0 4	0 3	0 0	1 0 1	2 0	1 0 0 0 19
07 Njegovan	g	1 1	0 0	0 0	1 1 2	2 2	1 1 1 0 8



GAME 19

JANUARY 23, 2026

OHIO STATE 62
#3 MICHIGAN 74

Crisler Arena (12,707)
Ann Arbor, Mich.

OSU (13-6, 5-4)		FG	3FG	FT	O	D	T	PF	TP	A	T	BS	S	MP				
01	Bynum	f	2	5	1	3	0	0	0	2	2	4	5	0	1	0	0	28
21	Royal	f	2	8	0	4	0	0	0	1	1	4	4	1	1	0	0	36
13	Tilly	c	6	12	2	4	3	5	3	1	4	3	17	2	3	0	2	30
00	Mobley Jr.	g	9	16	4	9	0	0	0	1	1	1	22	2	4	0	2	34
02	Thornton	g	3	11	1	5	3	4	2	7	9	3	10	2	2	0	1	35
03	Chatman		0	2	0	1	0	0	0	0	0	0	0	0	0	0	0	6
04	Cupps		0	1	0	0	0	0	0	0	0	0	0	1	1	0	0	7
06	Johnson		0	0	0	0	0	0	0	0	0	1	0	0	0	0	0	5
07	Njegovan		1	2	0	0	0	0	0	1	1	2	2	0	0	1	1	10
20	White		1	2	0	1	0	0	1	1	2	2	2	1	0	0	0	9
	TEAM																	1
	Totals.....		24	59	8	27	6	9	12	15	27	20	62	9	13	1	6	200

MICH (18-1, 8-1)		FG	3FG	FT	O	D	T	PF	TP	A	T	BS	S	MP				
21	Johnson Jr.	f	6	6	0	0	0	0	0	7	7	4	12	1	1	1	1	26
23	Lendeborg	f	7	13	1	5	3	7	6	3	9	3	18	4	4	0	3	31
15	Mara	c	3	4	0	0	5	7	2	4	6	3	11	1	4	4	2	29
03	Cadeau	g	2	4	2	4	0	0	0	0	0	3	6	8	4	0	1	25
04	Burnett	g	1	6	1	4	1	2	0	1	1	0	4	2	0	0	1	14
01	McKenney		3	5	1	3	5	6	0	4	4	1	12	0	0	0	0	21
02	Cason		3	6	0	3	0	1	0	1	1	1	6	0	0	0	2	18
11	Gayle Jr.		2	6	0	2	1	2	2	2	4	0	5	0	0	1	0	22
42	Tschetter		0	2	0	2	0	0	2	1	3	1	0	0	1	0	0	14
	TEAM																	1
	Totals.....		27	52	5	23	15	25	12	24	36	16	74	16	14	6	10	200

	1st	2nd	Total	FG%	3pFG%	FT%
Ohio State	30	32	62	40.7	29.6	66.7
Michigan	33	41	74	51.9	21.7	60.0

Officials: Keith Kimble, Doug Simmons, D.J. Carstensen

Points	In		2nd		Fast		Time	
	Paint	Off T/O	Chance	Break	Bench	In Lead	Largest Lead	
Ohio State	24	18	13	4	4	11:07	6	
Michigan	36	19	23	12	23	24:15	15	



O JOHN MOBLEY JR.

SO. • G • 6-2 • 185
REYNOLDSBURG, OHIO
**BISHOP GORMAN/
 WASATCH ACADEMY**

PLAYER NOTES

One of the best shooters in the country ... Can also be a play-maker with the ball in his hands ... Has taken a leadership role on the team ... Played in all 32 games and started the final 22 games as a freshman ... Averaged 13.0 points and 2.2 assists per game ... Was 77-of-120 (38.5 percent) from long range, which was second in the Big Ten for three-pointers made and three-pointers per game ... Made at least one three-pointer in every game but one, and three or more in 15 games ... His 77 three-pointers were the second-most in a season by an OSU freshman and tied for 10th most by any Buckeye ... Named "The Sniper" in the 2024 Class Superlatives by 247Sports ... Grew up in Reynoldsburg, Ohio and moved to Las Vegas to attend Bishop Gorman for high school ... Transferred to Wasatch Academy prior to his senior season in the fall of 2023

2025-26 NOTES

- Tied a career-high with five three-pointers and finished with 19 points in the win over Purdue FW (11/7)
- Scored a career-high 26 points on 10-of-15 shooting in the blowout win over Mount St. Mary's (11/25)
- Had a big go-ahead three at the end of regulation in the eventual win over West Virginia (12/13)
- Made four three-pointers in the road win at Rutgers (1/2)
- Tied a career-high with five three-pointers as part of a 22-point effort vs. No. 10 Nebraska (1/6)
- Connected on a career-high six three-pointers to finish with a career-high 28 points in the win over UCLA (1/17)

PRODUCTION

	Season	Career
Double-Digit Points	14	34
20+ Points	5	11
5+ Three-pointers made	5	9
5+ Rebounds	1	2
5+ Assists	2	5
Dunks		
Charges Drawn	1	1
Go-Ahead Threes	14	27
Led the team in scoring	5	10
Led the team in rebounding		
Led the team in assists	6	12

POINTS

Season 28, vs. UCLA 1/17/26
 Career 28, vs. UCLA 1/17/26

FIELD GOALS

Season 10, vs. Mt. St. Mary's 11/25/25
 Career 10, vs. Mt. St. Mary's 11/25/25

REBOUNDS

Season 5, at Oregon 1/8/26
 Career 5, 2x (last: at Oregon 1/8/26)

FG ATTEMPTS

Season 19, vs. Minnesota 1/20/2
 Career 21, at Illinois 2/2/25

ASSISTS

Season 8, vs. IU Indy 11/3/25
 Career 8, 3x (last: vs. IU Indy 11/3/25)

3-PT FGS

Season 6, vs. UCLA 1/17/26
 Career 6, vs. UCLA 1/17/26

STEALS

Season 2, 2x (last: at Michigan 1/23/26)
 Career 4, vs. Green Bay 11/25/24

3-PT FG ATTS

Season 13, vs. Nebraska 1/5/26
 Career 13, vs. Nebraska 1/5/26

BLOCKS

Season 1, vs. Nebraska 1/5/26
 Career 1, 3x (last: vs. Nebraska 1/5/26)

FREE THROWS

Season 8, vs. App State 11/11/25
 Career 8, vs. App State 11/11/25

MINUTES

Season 43:01, vs. Minnesota 1/20/26
 Career 44:25, vs. Nebraska 3/4/25

FT ATTEMPTS

Season 9, vs. App State 11/11/25
 Career 9, vs. App State 11/11/25

2025-26 GAME-BY-GAME STATISTICS

Opponent	Date	GS	MIN	Total		3-Pointers		Free throws		Rebounds			PF	A	TO	BLK	STL	PTS	AVG		
				FG-FGA	PCT	3FG-3FGA	PCT	FT-FTA	PCT	OFF	DEF	TOT								AVG	
IU Indy	11/03/2025	*	33:06	4-12	.333	2-8	.250	6-6	1.000	0	1	1	1.0	2	8	4	0	1	16	16.0	
Purdue Fort Wayne	11/07/2025	*	33:42	6-13	.462	5-9	.556	2-2	1.000	0	3	3	2.0	0	4	4	0	0	19	17.5	
App State	11/11/2025	*	26:16	3-11	.273	2-5	.400	8-9	.889	1	3	4	2.7	0	3	0	0	0	16	17.0	
Notre Dame	11/16/2025	*	25:23	2-10	.200	2-5	.400	3-3	1.000	0	0	2	2.0	2	2	0	0	9	15.0		
Western Mich.	11/20/2025	*	28:02	6-12	.500	2-7	.286	1-1	1.000	1	2	3	2.2	0	3	1	0	1	15	15.0	
Mount St. Mary's	11/25/2025	*	25:56	10-15	.667	4-9	.444	2-2	1.000	0	4	4	2.5	1	1	1	0	1	26	16.8	
at Pittsburgh	11/28/2025	*	13:57	1-3	.333	1-3	.333	0-2	.000	1	0	1	2.3	1	0	1	0	1	3	14.9	
at Northwestern	12/06/2025	*	24:21	3-7	.429	1-5	.200	1-2	.500	0	2	2	2.3	0	1	2	0	0	8	14.0	
Illinois	12/09/2025	*	30:43	4-11	.364	1-6	.167	2-6	.333	0	2	2	2.2	4	1	0	0	0	11	13.7	
vs West Virginia	12/13/2025	*	38:50	3-10	.300	3-7	.429	6-6	1.000	0	3	3	2.3	4	2	2	0	1	15	13.8	
vs North Carolina	12/20/2025	*	31:33	3-11	.273	2-6	.333	5-5	1.000	1	2	3	2.4	0	4	0	0	1	13	13.7	
Grambling	12/23/2025	*	29:46	6-10	.600	5-8	.625	3-3	1.000	0	1	1	2.3	4	4	0	0	1	20	14.3	
at Rutgers	01/02/2026	*	32:53	4-9	.444	4-6	.667	0-0	.000	0	2	2	2.2	3	5	1	0	1	12	14.1	
Nebraska	01/05/2026	*	35:52	8-17	.471	5-13	.385	1-1	1.000	0	2	2	2.2	2	1	1	1	0	22	14.6	
at Oregon	01/08/2026	*	26:23	3-7	.429	2-5	.400	5-6	.833	0	5	5	2.4	3	1	2	0	2	13	14.5	
at Washington	01/11/2026	*	29:18	1-5	.200	1-3	.333	0-0	.000	1	3	4	2.5	1	4	3	0	1	3	13.8	
UCLA	01/17/2026	*	37:47	8-15	.533	6-12	.500	6-6	1.000	2	1	3	2.5	2	3	0	0	1	28	14.6	
Minnesota	01/20/2026	*	43:01	9-19	.474	5-11	.455	3-3	1.000	1	2	3	2.6	4	2	2	0	0	26	15.3	
at Michigan	01/23/2026	*	34:37	9-16	.563	4-9	.444	0-0	.000	0	1	1	2.5	1	2	4	0	2	22	15.6	
Totals			19	581:27	93-213	.437	57-137	.416	54-63	.857	8	39	47	2.5	34	51	30	1	14	297	15.6

Player Averages

Games Played	Minutes/game	Points/game	FG Pct	3FG Pct	FT Pct	Rebounds/game	Assists/game	Turnovers/game	Assist/Turnover ratio	Steals/game	Blocks/game
19	30.6	15.6	43.7	41.6	85.7	2.5	2.7	1.6	1.7	0.7	0.1

CAREER STATISTICS

SEASON TEAM	GP-GS	MIN/AVG	Field Goals		3-Point		F-Throws		Rebounds			PF-FO	A	TO	BLK	STL	Scoring		
			FG-FGA	FG%	3FG-3FGA	3FG%	FT-FTA	FT%	OFF	DEF	TOT						AVG	PTS	AVG
2024-25 OSU	32-22	891/27.8	132-339	.389	77-200	.385	75-85	.882	5	44	49	1.5	60-1	71	47	2	23	416	13.0
2025-26 OSU	19-19	581/30.6	93-213	.437	57-137	.416	54-63	.857	8	39	47	2.5	34-0	51	30	1	14	297	15.6
TOTAL	51-41	1472/28.9	225-552	.408	134-337	.398	129-148	.872	13	83	96	1.9	94-1	122	77	3	37	713	14.0



1 AMARE BYNUM

FR. • F • 6-8 • 240
 OMAHA, NEB.
 LINK ACADEMY

PLAYER NOTES

Long, athletic forward that plays bigger than his 6-8 frame ... Has a high motor and does everything with energy ... Is bouncy and has been labeled the best dunker on the team ... Four-star prospect and ranked No. 47 in the class according to 247Sports.com ... Played his senior season at Link Academy in Branson, Mo. ... Helped lead Link Academy to the Chipotle Nationals ... Played his first three seasons at Bryan High ... His father Omar played four seasons at Iowa State from 2000-03

2025-26 NOTES

- Was 3-of-4 from the floor and finished with six points in his collegiate debut vs. IU Indy (11/3). His first basket as a Buckeye was an ally-oop dunk.
- Notched his first collegiate double-double with 12 points and 10 rebounds vs. Western Michigan (11/20)
- Had a breakout game in the double-OT win over West Virginia (12/13), finishing 17 points, nine rebounds and three blocks.
- Made his first college start vs. No. 12 North Carolina (12/20) and finished with 11 points and six rebounds
- Scored a then season-high 20 points at Washington (1/11)

PRODUCTION

Season

Double-Digit Points	7
15+ Points	2
5+ Rebounds	10
10+ Rebounds	1
2+ Blocks	4
3+ Assists	3
Charges drawn	1
Dunks	16
Go-Ahead Threes	1
Led the team in scoring	
Led the team in rebounding	2
Led the team in assists	

DOUBLE-DOUBLES (1)

Date	Opponent	Pts	Rebs
11/20/2025	vs. W. Michigan	12	10

POINTS

Season 20, at Washington 1/11/26

FIELD GOALS

Season 8, at Washington 1/11/26

REBOUNDS

Season 10, vs. W. Michigan 11/20/25

FG ATTEMPTS

Season 19, at Washington 1/11/26

ASSISTS

Season 3, 3x (last: vs. Grambling St. 12/22/25)

3-PT FGS

Season 2, 2x (last: at Washington 1/11/26)

STEALS

Season 1, 7x (last: at Washington 1/11/26)

3-PT FG ATTS

Season 6, at Washington 1/11/26

BLOCKS

Season 4, at Oregon 1/8/26

FREE THROWS

Season 5, at Rutgers 1/2/26

MINUTES

Season 38:22, vs. W. Virginia 12/13/25

FT ATTEMPTS

Season 6, at Rutgers 1/2/26

2025-26 GAME-BY-GAME STATISTICS

Opponent	Date	GS	MIN	Total		3-Pointers		Free throws		Rebounds				PF	A	TO	BLK	STL	PTS	AVG	
				FG-FGA	PCT	3FG-3FGA	PCT	FT-FTA	PCT	OFF	DEF	TOT	AVG								
IU Indy	11/03/2025		12:14	3-4	.750	0-1	.000	0-0	.000	0	2	2	2.0	0	0	1	0	0	6	6.0	
Purdue Fort Wayne	11/07/2025		16:33	2-2	1.000	2-2	1.000	3-4	.750	1	1	2	2.0	2	1	3	0	0	9	7.5	
App State	11/11/2025		12:58	3-8	.375	0-3	.000	2-2	1.000	2	0	2	2.0	1	0	1	0	0	8	7.7	
Notre Dame	11/16/2025		20:18	2-5	.400	0-2	.000	0-1	.000	0	5	5	2.8	3	1	1	0	0	4	6.8	
Western Mich.	11/20/2025		18:49	5-11	.455	1-4	.250	1-3	.333	5	5	10	4.2	1	1	1	0	1	12	7.8	
Mount St. Mary's	11/25/2025		21:56	2-4	.500	1-2	.500	3-4	.750	0	3	3	4.0	2	3	1	0	1	8	7.8	
at Pittsburgh	11/28/2025		31:10	3-5	.600	1-2	.500	0-0	.000	2	3	5	4.1	3	0	0	1	0	7	7.7	
at Northwestern	12/06/2025		26:55	5-9	.556	1-2	.500	0-0	.000	3	2	5	4.3	3	1	0	1	0	11	8.1	
Illinois	12/09/2025		20:55	1-2	.500	0-0	.000	0-0	.000	0	1	1	3.9	5	0	0	1	0	2	7.4	
vs West Virginia	12/13/2025		38:22	7-11	.636	0-0	.000	3-3	1.000	2	7	9	4.4	3	3	2	3	1	17	8.4	
vs North Carolina	12/20/2025	*	27:10	5-11	.455	0-2	.000	1-1	1.000	3	3	6	4.5	5	1	2	0	1	11	8.6	
Grambling	12/23/2025	*	31:14	5-8	.625	1-3	.333	1-1	1.000	1	8	9	4.9	2	3	4	1	0	12	8.9	
at Rutgers	01/02/2026	*	33:14	2-7	.286	0-3	.000	5-6	.833	1	2	3	4.8	0	1	0	0	1	9	8.9	
Nebraska	01/05/2026	*	34:47	4-9	.444	1-2	.500	0-0	.000	1	8	9	5.1	3	1	0	2	1	9	8.9	
at Oregon	01/08/2026	*	26:57	4-10	.400	0-3	.000	2-3	.667	2	2	4	5.0	4	2	0	4	1	10	9.0	
at Washington	01/11/2026	*	36:32	8-19	.421	2-6	.333	2-3	.667	2	2	4	4.9	3	1	2	1	1	20	9.7	
UCLA	01/17/2026	*	32:03	3-9	.333	0-4	.000	1-2	.500	3	2	5	4.9	2	1	3	3	0	7	9.5	
Minnesota	01/20/2026	*	22:14	0-1	.000	0-1	.000	0-0	.000	0	5	5	4.9	2	0	0	1	0	0	9.0	
at Michigan	01/23/2026	*	28:37	2-5	.400	1-3	.333	0-0	.000	0	2	2	4.8	4	0	1	0	0	5	8.8	
Totals			9	492:58	66-140	.471	11-45	.244	24-33	.727	28	63	91	4.8	48	20	22	18	8	167	8.8

Player Averages

Games Played	Minutes/game	Points/game	FG Pct	3FG Pct	FT Pct	Rebounds/game	Assists/game	Turnovers/game	Assist/Turnover ratio	Steals/game	Blocks/game
19	25.9	8.8	47.1	24.4	72.7	4.8	1.1	1.2	0.9	0.4	0.9

CAREER STATISTICS

SEASON	TEAM	GP-GS	MIN/AVG	Field Goals		3-Point		F-Throws		Rebounds				Scoring						
				FG-FGA	FG%	3FG-3FGA	3FG%	FT-FTA	FT%	OFF	DEF	TOT	AVG	PF-FO	A	TO	BLK	STL	PTS	AVG
2025-26	OSU	19-9	493/25.9	66-140	.471	11-45	.244	24-33	.727	28	63	91	4.8	48-2	20	22	18	8	167	8.8
TOTAL		19-9	493/25.9	66-140	.471	11-45	.244	24-33	.727	28	63	91	4.8	48-2	20	22	18	8	167	8.8



2 BRUCE THORNTON

SR. • G • 6-2 • 215
FAIRBURN, GA.
MILTON

PLAYER NOTES

A two-time All-Big Ten player ... A tremendous leader ... Will likely be the first four-time captain in program history ... Has played in and started all but one game over his first three seasons ... Led the team in scoring each of the last two years ... Enters his senior season already in the Top 10 in program history in career assists and career three-pointers made ... Led the Big Ten in assist-to-turnover ratio as a sophomore and junior ... Only player in program history with multiple seasons of 150+ assists and less than 50 turnovers ... Averaged a career-best 17.7 ppg last year, becoming just the fourth Buckeye over the last 12 years to average 17+ ppg for a season ... Recorded three 30-point games last season, joining Evan Turner (2010) and Michael Redd (1999) as the only Buckeyes since 1990 with three or more 30-point games

2025-26 NOTES

- Scored a career-high 38 points on 14-of-17 shooting in the win over Purdue FW (11/7)
- Grabbed a career-high 13 rebounds to go along with 18 points at Pitt (11/28) for his fourth-career double-double
- Had a second consecutive double-double with 17 points and a career-high tying 10 assists with zero turnovers at Northwestern (12/6)
- Made a career-high six three-pointers en route to 34 points as well as six rebounds and six assists vs. Illinois (12/9)
- Hit the game-winning shot with 3.3 seconds to play in the second overtime of the 89-88 win over West Virginia (12/13)
- Recorded another double-double with 20 points and 10 rebounds in the win at Rutgers (1/2)

CAREER HONORS

- All-Big Ten Second Team (2025)
- All-Big Ten Third Team (2024)
- Emerald Coast Classic Most Valuable Player (2023)
- Big Ten All-Tournament Team (2023)
- Academic All-Big Ten (2024)

PRODUCTION

	Season	Career
Double-Digit Points	19	95
20+ Points	9	36
30+ Points	2	5
5+ Rebounds	12	39
5+ Assists	5	46
3+ Three pointers	4	25
Charges Drawn	2	13
Go-Ahead Threes	7	40
Dunks		2
Led the team in scoring	7	40
Led the team in rebounding	3	9
Led the team in assists	10	71

DOUBLE-DOUBLES (6)

Date	Opponent	Pts	Asts
3/15/2024	vs. Illinois	20	10
3/26/2024	Georgia	13	10
11/29/2024	Pitt	24	10
11/28/2025	at Pitt	18	13 (reb)
12/6/2025	at Northwestern	17	10
1/2/2026	at Rutgers	20	10 (reb)

POINTS

Season 38, vs. Purdue FW 11/7/25
Career 38, vs. Purdue FW 11/7/25

FIELD GOALS

Season 14, vs. Purdue FW 11/7/25
Career 14, vs. Purdue FW 11/7/25

REBOUNDS

Season 13, at Pitt 11/28/25
Career 13, at Pitt 11/28/25

FG ATTEMPTS

Season 17, 4x (last: at Washington 1/11/26)
Career 20, 3x (last: vs. Nebraska 3/4/25)

ASSISTS

Season 10, at Northwestern 12/6/25
Career 10, 4x (last: at NW 12/6/25)

3-PT FGS

Season 6, vs. Illinois 12/9/25
Career 6, vs. Illinois 12/9/25

STEALS

Season 4, vs. Minnesota 1/20/26
Career 4, 2x (last: vs. Minnesota 1/20/26)

3-PT FG ATTS

Season 9, vs. Illinois 12/9/25
Career 9, 3x (last: vs. Illinois 12/9/25)

BLOCKS

Season 2, vs. N. Carolina 12/20/25
Career 2, 2x (last: vs. N. Carolina 12/20/25)

FREE THROWS

Season 10, vs. IU Indy 11/3/25
Career 13, 2x (last: vs. Kentucky 12/21/24)

MINUTES

Season 48:52, vs. W. Virginia 12/13/25
Career 48:52, vs. W. Virginia 12/13/25

FT ATTEMPTS

Season 12, vs. IU Indy 11/3/25
Career 14, 2x (last: vs. Kentucky 12/21/24)

2025-26 GAME-BY-GAME STATISTICS

Opponent	Date	GS	MIN	Total		3-Pointers		Free throws		Rebounds				PF	A	TO	BLK	STL	PTS	AVG	
				FG-FGA	PCT	3FG-3FGA	PCT	FT-FTA	PCT	OFF	DEF	TOT	AVG								
IU Indy	11/03/2025	*	34:49	7-10	.700	2-4	.500	10-12	.833	0	5	5	5.0	1	4	1	0	1	26	26.0	
Purdue Fort Wayne	11/07/2025	*	35:46	14-17	.824	5-8	.625	5-5	1.000	0	5	5	5.0	1	5	3	0	1	38	32.0	
App State	11/11/2025	*	31:33	3-7	.429	2-4	.500	5-6	.833	0	3	3	4.3	2	3	1	1	2	13	25.7	
Notre Dame	11/16/2025	*	39:27	8-15	.533	4-7	.571	4-4	1.000	0	4	4	4.3	3	2	3	0	1	24	25.3	
Western Mich.	11/20/2025	*	25:33	3-5	.600	3-4	.750	2-2	1.000	0	2	2	3.8	2	4	1	0	1	11	22.4	
Mount St. Mary's	11/25/2025	*	28:07	5-8	.625	2-3	.667	2-3	.667	1	4	5	4.0	2	5	0	0	2	14	21.0	
at Pittsburgh	11/28/2025	*	38:25	7-15	.467	1-5	.200	3-3	1.000	1	12	13	5.3	0	1	1	0	0	18	20.6	
at Northwestern	12/06/2025	*	37:30	6-12	.500	0-1	.000	5-7	.714	0	4	4	5.1	2	10	0	0	2	17	20.1	
Illinois	12/09/2025	*	40:00	13-17	.765	6-9	.667	2-2	1.000	1	5	6	5.2	1	6	2	0	2	34	21.7	
vs West Virginia	12/13/2025	*	48:52	8-17	.471	1-7	.143	6-7	.857	1	2	3	5.0	3	4	1	1	1	23	21.8	
vs North Carolina	12/20/2025	*	37:23	7-16	.438	0-4	.000	2-3	.667	1	3	4	4.9	2	4	0	2	2	16	21.3	
Grambling	12/23/2025	*	33:09	6-10	.600	0-3	.000	6-7	.857	0	4	4	4.8	1	3	1	0	1	18	21.0	
at Rutgers	01/02/2026	*	36:55	8-13	.615	2-3	.667	2-2	1.000	2	8	10	5.2	2	1	3	0	1	20	20.9	
Nebraska	01/05/2026	*	37:29	6-12	.500	2-6	.333	2-2	1.000	0	5	5	5.2	2	7	1	0	1	16	20.6	
at Oregon	01/08/2026	*	37:25	5-14	.357	2-5	.400	0-0	.000	3	3	6	5.3	1	0	1	0	0	12	20.0	
at Washington	01/11/2026	*	36:39	9-17	.529	3-7	.429	7-8	.875	2	2	4	5.2	1	3	1	1	1	28	20.5	
UCLA	01/17/2026	*	38:06	7-11	.636	0-1	.000	7-7	1.000	0	8	8	5.4	2	2	2	0	0	21	20.5	
Minnesota	01/20/2026	*	42:06	9-16	.563	1-6	.167	4-6	.667	1	6	7	5.4	2	3	1	0	4	23	20.7	
at Michigan	01/23/2026	*	34:07	3-11	.273	1-5	.200	3-4	.750	2	7	9	5.6	3	2	2	0	1	10	20.1	
Totals			19	693:21	134-243	.551	37-92	.402	77-90	.856	15	92	107	5.6	33	69	25	5	24	382	20.1

Player Averages

Games Played	Minutes/game	Points/game	FG Pct	3FG Pct	FT Pct	Rebounds/game	Assists/game	Turnovers/game	Assist/Turnover ratio	Steals/game	Blocks/game
19	36.5	20.1	55.1	40.2	85.6	5.6	3.6	1.3	2.8	1.3	0.3

CAREER STATISTICS

SEASON	TEAM	GP-GS	MIN/AVG	Field Goals		3-Point		F-Throws		Rebounds				Scoring						
				FG-FGA	FG%	3FG-3FGA	3FG%	FT-FTA	FT%	OFF	DEF	TOT	AVG	PF-FO	A	TO	BLK	STL	PTS	AVG
2022-23	OSU	35-35	1069/30.5	139-305	.456	42-112	.375	51-70	.729	10	86	96	2.7	58-1	92	46	5	29	371	10.6
2023-24	OSU	35-35	1177/33.6	181-424	.427	58-174	.333	130-153	.850	15	114	129	3.7	59-1	168	42	1	41	550	15.7
2024-25	OSU	32-32	1157/36.2	187-373	.501	59-139	.424	133-156	.853	11	98	109	3.4	49-0	148	47	4	35	566	17.7
2025-26	OSU	19-19	693/36.5	134-243	.551	37-92	.402	77-90	.856	15	92	107	5.6	33-0	69	25	5	24	382	20.1
TOTAL		121-121	4096/33.9	641-1345	.477	196-517	.379	391-469	.834	51	390	441	3.6	199-2	477	160	15	129	1869	15.4



3 TAISON CHATMAN

R-SO. • G • 6-4 • 190
MINNEAPOLIS, MINN.
TOTINO-GRACE

PLAYER NOTES

In his third season with the program ... Appeared in 17 games as a freshman in 2023-24 and had a cool moment, scoring his first collegiate points in his hometown of Minneapolis against Minnesota ... Missed last season as he recovered from a knee injury ... Had a great summer and preseason ... Is a combo guard who can play the 1 or 2 positions ... His minutes will be determined by how well he plays on the defensive end of the floor as he has the total package on the offensive end ... Was the 36th-ranked prospect overall and 8th-best combo guard in the 247 composite national rankings coming out of Totino-Grace high school ... He was the top-ranked player in the state of Minnesota

2025-26 NOTES

- Returned to the floor in the season-opener vs. IU Indy (11/3) and scored a then career-high five points.
- Dished-out a career-high three assists in the win over Appalachian State (11/11)
- Made three three-pointers and finished with a career-high nine points against Mount St. Mary's (11/25)

PRODUCTION

	Season	Career
Double-Digit Points	-	-
20+ Points	-	-
5+ Rebounds	-	-
3+ assists	1	1
2+ steals	-	-
2+ three-pointers made	1	1
Charges Drawn	-	-
Go-Ahead Threes	-	-
Dunks	-	-
Led the team in scoring		
Led the team in rebounding		
Led the team in assists		

POINTS

Season 9, vs. Mt. St. Mary's 11/25/25
Career 9, vs. Mt. St. Mary's 11/25/25

FIELD GOALS

Season 1, 3x (last: vs. W. Michigan 11/20/25)
Career 1, 9x (last: vs. W. Michigan 11/20/25)

REBOUNDS

Season 2, 2x (last: at Washington 1/11/26)
Career 2, 3x (last: at Washington 1/11/26)

FG ATTEMPTS

Season 2, vs. IU Indy 11/3/25
Career 3, 2x (last: vs. Iowa, 3/14/24)

ASSISTS

Season 3, vs. App State 11/11/25
Career 3, vs. App State 11/11/25

3-PT FGS

Season 3, vs. Mt. St. Mary's 11/25/25
Career 3, vs. Mt. St. Mary's 11/25/25

STEALS

Season 1, 4x (last: at Washington 1/11/26)
Career 1, 4x (last: at Washington 1/11/26)

3-PT FG ATTS

Season 4, vs. Mt. St. Mary's 11/25/25
Career 4, vs. Mt. St. Mary's 11/25/25

BLOCKS

Season
Career

FREE THROWS

Season 2, vs. IU Indy 11/3/25
Career 2, vs. IU Indy 11/3/25

MINUTES

Season 13:07, vs. App State 11/11/25
Career 13:07, vs. App State 11/11/25

FT ATTEMPTS

Season 2, 2x (last: vs. App State 11/11/25)
Career 2, 3x (last: vs. App State 11/11/25)

2025-26 GAME-BY-GAME STATISTICS

Opponent	Date	GS	MIN	Total		3-Pointers		Free throws		Rebounds				PF	A	TO	BLK	STL	PTS	AVG
				FG-FGA	PCT	3FG-3FGA	PCT	FT-FTA	PCT	OFF	DEF	TOT	AVG							
IU Indy	11/03/2025		05:32	1-2	.500	1-2	.500	2-2	1.000	0	0	0	0.0	1	0	1	0	0	5	5.0
Purdue Fort Wayne	11/07/2025		07:42	0-0	.000	0-0	.000	0-0	.000	0	0	0	0.0	1	1	2	0	0	0	2.5
App State	11/11/2025		13:07	1-1	1.000	1-1	1.000	0-2	.000	0	0	0	0.0	4	3	1	0	0	3	2.7
Notre Dame	11/16/2025		02:12	0-1	.000	0-0	.000	0-0	.000	0	1	1	0.3	0	0	0	0	0	0	2.0
Western Mich.	11/20/2025		06:36	1-1	1.000	1-1	1.000	0-0	.000	0	1	1	0.4	0	0	2	0	1	3	2.2
Mount St. Mary's	11/25/2025		09:36	3-4	.750	3-4	.750	0-0	.000	0	0	0	0.3	2	0	0	0	0	9	3.3
at Pittsburgh	11/28/2025		01:07	0-0	.000	0-0	.000	0-0	.000	0	0	0	0.3	3	0	0	0	0	0	2.9
vs West Virginia	12/13/2025		05:26	1-1	1.000	0-0	.000	1-1	1.000	0	0	0	0.3	0	0	0	0	0	3	2.9
vs North Carolina	12/20/2025		02:50	0-1	.000	0-1	.000	0-0	.000	0	0	0	0.2	0	1	0	0	0	0	2.6
Grambling	12/23/2025		08:53	1-1	1.000	0-0	.000	2-2	1.000	0	2	2	0.4	0	0	0	0	1	4	2.7
at Rutgers	01/02/2026		03:48	0-0	.000	0-0	.000	0-0	.000	0	0	0	0.4	0	0	0	1	0	0	2.5
at Washington	01/11/2026		05:09	0-2	.000	0-2	.000	0-0	.000	1	1	2	0.5	2	1	0	0	1	0	2.3
UCLA	01/17/2026		01:36	0-0	.000	0-0	.000	0-0	.000	0	0	0	0.5	0	1	0	0	0	0	2.1
at Michigan	01/23/2026		06:02	0-2	.000	0-1	.000	0-0	.000	0	0	0	0.4	0	0	0	0	0	0	1.9
Totals			0 79:36	8-16	.500	6-12	.500	5-7	.714	1	5	6	0.4	13	7	6	0	4	27	1.9

Player Averages

Games Played	Minutes/game	Points/game	FG Pct	3FG Pct	FT Pct	Rebounds/game	Assists/game	Turnovers/game	Assist/Turnover ratio	Steals/game	Blocks/game
14	5.7	1.9	50.0	50.0	71.4	0.4	0.5	0.4	1.2	0.3	0.0

CAREER STATISTICS

SEASON	TEAM	GP-GS	MIN/AVG	Field Goals		3-Point		F-Throws		Rebounds				Scoring						
				FG-FGA	FG%	3FG-3FGA	3FG%	FT-FTA	FT%	OFF	DEF	TOT	AVG	PF-FO	A	TO	BLK	STL	PTS	AVG
2023-24	OSU	17-0	71/4.2	6-18	.333	4-15	.267	1-2	.500	2	6	8	0.5	9-0	6	9	0	0	17	1.0
2025-26	OSU	14-0	80/5.7	8-16	.500	6-12	.500	5-7	.714	1	5	6	0.4	13-0	7	6	0	4	27	1.9
TOTAL		31-0	151/4.9	14-34	.412	10-27	.370	6-9	.667	3	11	14	0.5	22-0	13	15	0	4	44	1.4



4 GABE CUPPS

R-SO • G • 6-2 • 180
DAYTON, OHIO
CENTERVILLE/INDIANA

PLAYER NOTES

Brings tenacity, leadership and stability to the backcourt ... Will be a reliably point guard off the bench ... Played parts of two seasons at Indiana before transferring to Ohio State in the summer of 2025 ... Appeared in 33 games and made 22 starts as a freshman at Indiana in 2023-24 ... Was one of five freshmen in the Big Ten to make at least 20 starts that season ... Played in just four games and received a medical redshirt last season ... Was named the 2022 Ohio Mr. Basketball ... Won the 2021 high school state title for his father and head coach Brook Cupps at Centerville ... Finished runner-up in the 2022 state tournament to current teammate Devin Royal and Pickerington Central

2025-26 NOTES

- Matched then career highs with three assists and two steals in the win over Purdue FW (11/7)
- Dished-out a career-high four assists in a win at Northwestern (12/6)
- Scored nine points on 3-of-4 shooting and grabbed three rebounds in 23 minutes of action at Oregon (1/6)

PRODUCTION

	Season	Career
Double-Digit Points		1
20+ Points		
5+ Rebounds		3
3+ assists	3	6
2+ steals	2	9
2+ three-pointers made		3
Charges Drawn		--
Go-Ahead Threes		--
Dunks		--
Led the team in scoring		
Led the team in rebounding		
Led the team in assists	1	

POINTS

Season 9, at Oregon 1/8/26
 Career 11, vs. Auburn 12/9/23

FIELD GOALS

Season 3, at Oregon 1/8/26
 Career 4, vs. Auburn 12/9/23

REBOUNDS

Season 4, 4x (last: at Pitt 11/28/25)
 Career 5, 3x (last: vs. Nebraska 1/3/24)

FG ATTEMPTS

Season 4, 3x (last: vs. UCLA 1/17/26)
 Career 6, 3x (last: vs. Nebraska 2/21/24)

ASSISTS

Season 4, at Northwestern 12/6/25
 Career 4, at Northwestern 12/6/25

3-PT FGS

Season 1, 4x (last: at Oregon 1/8/26)
 Career 2, 3x (last: vs. Penn State 3/14/25)

STEALS

Season 2, 2x (last: vs. W. Michigan 11/20/25)
 Career 2, 8x (last: vs. W. Michigan 11/20/25)

3-PT FG ATTS

Season 3, 2x (last: vs. UCLA 1/17/26)
 Career 4, vs. Army 11/12/23

BLOCKS

Season 1, vs. Notre Dame 11/16/25
 Career 1, vs. Notre Dame 11/16/25

FREE THROWS

Season 5, vs. IU Indy 11/3/25
 Career 5, vs. IU Indy 11/3/25

MINUTES

Season 26:50, at Pitt 11/28/25
 Career 37:23, vs. Kansas 12/16/23

FT ATTEMPTS

Season 7, vs. IU Indy 11/3/25
 Career 7, vs. IU Indy 11/3/25

2025-26 GAME-BY-GAME STATISTICS

Opponent	Date	GS	MIN	Total		3-Pointers		Free throws		Rebounds				PF	A	TO	BLK	STL	PTS	AVG
				FG-FGA	PCT	3FG-3FGA	PCT	FT-FTA	PCT	OFF	DEF	TOT	AVG							
IU Indy	11/03/2025		17:56	0-0	.000	0-0	.000	5-7	.714	2	2	4	4.0	3	0	1	0	1	5	5.0
Purdue Fort Wayne	11/07/2025		18:49	0-1	.000	0-1	.000	0-0	.000	0	4	4	4.0	2	3	1	0	2	0	2.5
App State	11/11/2025		26:36	1-4	.250	1-3	.333	2-2	1.000	1	3	4	4.0	2	1	0	0	1	5	3.3
Notre Dame	11/16/2025		15:10	1-3	.333	0-2	.000	0-0	.000	0	2	2	3.5	0	1	1	1	1	2	3.0
Western Mich.	11/20/2025		14:02	2-3	.667	1-2	.500	0-0	.000	0	0	0	2.8	3	2	1	0	2	5	3.4
Mount St. Mary's	11/25/2025		14:10	0-1	.000	0-1	.000	0-0	.000	0	2	2	2.7	2	1	1	0	0	0	2.8
at Pittsburgh	11/28/2025		26:50	0-2	.000	0-2	.000	2-2	1.000	0	4	4	2.9	2	3	1	0	1	2	2.7
at Northwestern	12/06/2025		15:36	1-2	.500	1-1	1.000	0-0	.000	0	0	0	2.5	3	4	0	0	0	3	2.8
Illinois	12/09/2025		06:52	0-1	.000	0-0	.000	0-0	.000	0	1	1	2.3	4	0	0	0	0	0	2.4
vs West Virginia	12/13/2025		07:41	1-1	1.000	0-0	.000	0-0	.000	0	0	0	2.1	2	2	0	0	0	2	2.4
vs North Carolina	12/20/2025		04:55	0-0	.000	0-0	.000	0-0	.000	0	0	0	1.9	2	1	1	0	0	0	2.2
Grambling	12/23/2025		10:11	0-1	.000	0-1	.000	0-0	.000	0	1	1	1.8	0	0	1	0	0	0	2.0
at Rutgers	01/02/2026		10:35	0-0	.000	0-0	.000	0-0	.000	0	0	0	1.7	2	2	0	0	0	0	1.8
Nebraska	01/05/2026		11:40	0-0	.000	0-0	.000	0-0	.000	0	1	1	1.6	0	0	1	0	1	0	1.7
at Oregon	01/08/2026		23:03	3-4	.750	1-1	1.000	2-2	1.000	0	3	3	1.7	2	1	2	0	1	9	2.2
at Washington	01/11/2026		13:46	0-0	.000	0-0	.000	0-0	.000	1	0	1	1.7	2	1	0	0	0	0	2.1
UCLA	01/17/2026		18:59	0-4	.000	0-3	.000	0-0	.000	1	0	1	1.6	2	1	0	0	0	0	1.9
Minnesota	01/20/2026		14:02	1-1	1.000	0-0	.000	0-0	.000	0	1	1	1.6	1	1	1	0	0	2	1.9
at Michigan	01/23/2026		07:29	0-1	.000	0-0	.000	0-0	.000	0	0	0	1.5	0	1	1	0	0	0	1.8
Totals		0	278:21	10-29	.345	4-17	.235	11-13	.846	5	24	29	1.5	34	25	13	1	10	35	1.8

Player Averages

Games Played	Minutes/game	Points/game	FG Pct	3FG Pct	FT Pct	Rebounds/game	Assists/game	Turnovers/game	Assist/Turnover ratio	Steals/game	Blocks/game
19	14.7	1.8	34.5	23.5	84.6	1.5	1.3	0.7	1.9	0.5	0.1

CAREER STATISTICS

SEASON	TEAM	GP-GS	MIN/AVG	Field Goals		3-Point		F-Throws		Rebounds				Scoring						
				FG-FGA	FG%	3FG-3FGA	3FG%	FT-FTA	FT%	OFF	DEF	TOT	AVG	PF-FO	A	TO	BLK	STL	PTS	AVG
2023-24	IND	33-22	716/21.7	32-88	.364	14-39	.359	8-13	.615	2	58	60	1.8	63-1	41	27	0	22	86	2.6
2024-25	IND	4-0	25/6.2	0-4	.000	0-3	.000	0-0	.000	0	1	1	0.3	6-0	3	0	0	2	0	0.0
2025-26	OSU	19-0	278/14.7	10-29	.345	4-17	.235	11-13	.846	5	24	29	1.5	34-0	25	13	1	10	35	1.8
TOTAL FOR OSU		19-0	278/14.7	10-29	.345	4-17	.235	11-13	.846	5	24	29	1.5	34-0	25	13	1	10	35	1.8
TOTAL		56-22	1019/18.2	42-121	.347	18-59	.305	19-26	.731	7	83	90	1.6	103-1	69	40	1	34	121	2.2



6 PUFF JOHNSON

6TH • G/F • 6-8 • 200
MOON TOWNSHIP, PA.
HILLCREST PREP
N. CAROLINA/PENN STATE

PLAYER NOTES

Joined the program on Jan. 17 ... Played in parts of five seasons at North Carolina and Penn State ... Appeared in 111 games and made 31 starts ... In 2024-25 at Penn State, he averaged a career-high 10.2 points and 4.4 rebounds per game over 17 games before a wrist injury ended his season ... At North Carolina from 2021-23, he appeared in 68 games over three seasons ... Helped the Tar Heels to 2022 National Championship game, tallying 11 points and six rebounds in title contest ... Full name is Donovan Christopher Johnson ... Older brother, Cameron Johnson, is in his seventh season in the NBA, having played for the Phoenix Suns, the Brooklyn Nets and currently, the Denver Nuggets

2025-26 NOTES

- Made his Buckeye debut at No. 3 Michigan on Jan. 23

PRODUCTION

	Season	Career
Double-Digit Points		22
20+ Points		1
15+ Points		8
10+ Rebounds		1
5+ Rebounds		24
3+ assists		2
3+ steals		5
2+ three-pointers made		12
Charges Drawn		--
Go-Ahead Threes		--
Dunks		--
Led the team in scoring		
Led the team in rebounding		
Led the team in assists		

DOUBLE-DOUBLES (1)

Date	Opponent	Pts	Rebs
12/21/2024	at Drexel	11	10

POINTS

Season
 Career 20, vs. St. Francis 11/12/24

FIELD GOALS

Season
 Career 7, 2x (last: vs. St. Francis 11/12/24)

REBOUNDS

Season
 Career 10, at Drexel 12/21/24

FG ATTEMPTS

Season
 Career 16, vs. Georgia Tech 12/16/23

ASSISTS

Season
 Career 3, 2x (last: vs. Penn 12/29/24)

3-PT FGS

Season
 Career 4, at Minnesota 03/02/24

STEALS

Season
 Career 4, 3x (last: vs. Purdue 12/5/24)

3-PT FG ATTS

Season
 Career 12, vs. Georgia Tech 12/16/23

BLOCKS

Season
 Career 2, vs. Binghamton 11/4/24

FREE THROWS

Season
 Career 7, 2x (last: vs. Northwestern 1/2/25)

MINUTES

Season 4:42, at Michigan 1/23/26
 Career 48:07, vs. Alabama 11/27/22

FT ATTEMPTS

Season
 Career 8, vs. Northwestern 1/2/25

2025-26 GAME-BY-GAME STATISTICS

Opponent	Date	GS	MIN	Total		3-Pointers		Free throws		Rebounds				Scoring							
				FG-FGA	PCT	3FG-3FGA	PCT	FT-FTA	PCT	OFF	DEF	TOT	AVG	PF	A	TO	BLK	STL	PTS	AVG	
at Michigan	01/23/2026		04:42	0-0	.000	0-0	.000	0-0	.000	0	0	0	0.0	1	0	0	0	0	0	0	0.0
Totals		0	04:42	0-0	.000	0-0	.000	0-0	.000	0	0	0	0.0	1	0	0	0	0	0	0	0.0

Player Averages

Games Played	Minutes/game	Points/game	FG Pct	3FG Pct	FT Pct	Rebounds/game	Assists/game	Turnovers/game	Assist/Turnover ratio	Steals/game	Blocks/game
1	4.7	0.0	0.0	0.0	0.0	0.0	0.0	0.0	0.0	0.0	0.0

CAREER STATISTICS

SEASON	TEAM	GP-GS	MIN/AVG	Field Goals		3-Point		F-Throws		Rebounds				Scoring						
				FG-FGA	FG%	3FG-3FGA	3FG%	FT-FTA	FT%	OFF	DEF	TOT	AVG	PF-FO	A	TO	BLK	STL	PTS	AVG
2020-21	UNC	14-0	59/4.2	6-14	.429	1-9	.111	2-2	1.000	1	6	7	0.5	5-0	1	2	1	1	15	1.1
2021-22	UNC	24-0	251/10.4	28-61	.459	6-26	.231	13-18	.722	18	29	47	2.0	26-0	11	3	4	7	75	3.1
2022-23	UNC	27-2	432/16.0	36-93	.387	13-46	.283	25-38	.658	29	43	72	2.7	55-0	10	9	1	16	110	4.1
2023-24	PSU	29-12	571/19.7	68-161	.422	25-75	.333	51-65	.785	28	62	90	3.1	65-1	5	4	5	20	212	7.3
2024-25	PSU	17-17	395/23.2	63-116	.543	13-43	.302	34-42	.810	28	46	74	4.4	36-0	11	10	5	23	173	10.2
2025-26	OSU	1-0	5/4.7	0-0	.000	0-0	.000	0-0	.000	0	0	0	0.0	1-0	0	0	0	0	0	0.0
TOTAL FOR OSU		1-0	5/4.7	0-0	.000	0-0	.000	0-0	.000	0	0	0	0.0	1-0	0	0	0	0	0	0.0
TOTAL		112-31	1713/15.3	201-445	.452	58-199	.291	125-165	.758	104	186	290	2.6	188-1	38	28	16	67	585	5.2



7 IVAN NJEGOVAN

SO • C • 7-2 • 260
OTOČAC, CROATIA
GIMNAZIJA VLADIMIRA-NAZORA

PLAYER NOTES

The tallest player on the team ... Has gotten quicker and in better shape in the offseason ... The game seems to have slowed down, and he is more comfortable with the ball in his hands ... Will be counted on to contribute in the post this season ... Played in 21 games last season, averaging 1.6 points and 1.5 rebounds per game ... Shot exactly 50 percent (13-of-26) from the floor and made a pair of three-pointers ... Finished the year with eight blocked shots

2025-26 NOTES

- Recorded his first career steal and led the team with a pair of assists in the win over Notre Dame (11/16)
- Had five points and grabbed six rebounds vs. W. Michigan (11/20)
- Was a perfect 7-of-7 from the floor and finished with a career-high 15 points in the win over Mount St. Mary's (11/25)
- Had four points, six rebounds and two assists at Washington (1/11) in the final game of the west coast trip
- Grabbed a career-high nine rebounds and made a pair of free throws in the overtime victory over Minnesota (1/20)

PRODUCTION

	Season	Career
Double-Digit Points	1	1
15+ Points	1	1
10+ Rebounds		
2+ Blocks		
2+ Assists	4	4
Charges Drawn		
Dunks	2	2
Go-Ahead Threes		
Led the team in scoring		
Led the team in rebounding	1	1
Led the team in assists	1	1

POINTS

Season 15, vs. Mt. St. Mary's 11/25/25
Career 15, vs. Mt. St. Mary's 11/25/25

FIELD GOALS

Season 7, vs. Mt. St. Mary's 11/25/25
Career 7, vs. Mt. St. Mary's 11/25/25

REBOUNDS

Season 9, vs. Minnesota 1/20/26
Career 9, vs. Minnesota 1/20/26

FG ATTEMPTS

Season 7, vs. Mt. St. Mary's 11/25/25
Career 7, vs. Mt. St. Mary's 11/25/25

ASSISTS

Season 3, vs. Purdue FW 11/7/25
Career 3, vs. Purdue FW 11/7/25

3-PT FGS

Season 1, vs. Mt. St. Mary's 11/25/25
Career 1, 3x (last: vs. Mt. St. Mary's 11/25/25)

STEALS

Season 1, 2x (last: at Michigan 1/23/26)
Career 1, 2x (last: at Michigan 1/23/26)

3-PT FG ATTS

Season 1, 2x (last: vs. Mt. St. Mary's 11/25/25)
Career 1, 9x (last: vs. Mt. St. Mary's 11/25/25)

BLOCKS

Season 1, 6x (last: at Michigan 1/23/26)
Career 2, vs. Indiana 1/17/25

FREE THROWS

Season 2, 2x (last: vs. Minnesota 1/20/26)
Career 2, 4x (last: vs. Minnesota 1/20/26)

MINUTES

Season 16:58, vs. Purdue FW 11/7/25
Career 16:58, vs. Purdue FW 11/7/25

FT ATTEMPTS

Season 3, vs. W. Michigan 11/20/25
Career 3, vs. W. Michigan 11/20/25

2025-26 GAME-BY-GAME STATISTICS

Opponent	Date	GS	MIN	Total		3-Pointers		Free throws		Rebounds				PF	A	TO	BLK	STL	PTS	AVG
				FG-FGA	PCT	3FG-3FGA	PCT	FT-FTA	PCT	OFF	DEF	TOT	AVG							
IU Indy	11/03/2025		03:34	1-1	1.000	0-0	.000	0-0	.000	0	2	2	2.0	1	0	0	0	0	2	2.0
Purdue Fort Wayne	11/07/2025		16:58	0-0	.000	0-0	.000	0-2	.000	0	4	4	3.0	1	3	2	0	0	0	1.0
App State	11/11/2025		09:34	1-1	1.000	0-0	.000	2-2	1.000	0	3	3	3.0	3	0	1	0	0	4	2.0
Notre Dame	11/16/2025		09:13	0-1	.000	0-0	.000	0-0	.000	0	1	1	2.5	2	2	0	0	1	0	1.5
Western Mich.	11/20/2025		16:08	2-4	.500	0-1	.000	1-3	.333	2	4	6	3.2	3	2	1	1	0	5	2.2
Mount St. Mary's	11/25/2025		15:41	7-7	1.000	1-1	1.000	0-0	.000	2	2	4	3.3	2	0	1	0	0	15	4.3
at Pittsburgh	11/28/2025		08:18	2-4	.500	0-0	.000	0-0	.000	1	3	4	3.4	2	1	1	1	0	4	4.3
Illinois	12/09/2025		03:59	0-0	.000	0-0	.000	0-0	.000	0	0	0	3.0	1	0	1	0	0	0	3.8
vs North Carolina	12/20/2025		06:08	0-0	.000	0-0	.000	0-0	.000	0	2	2	2.9	1	1	0	0	0	0	3.3
Grambling	12/23/2025		02:09	0-0	.000	0-0	.000	1-2	.500	0	0	0	2.6	1	0	0	0	0	1	3.1
at Oregon	01/08/2026		10:16	0-1	.000	0-0	.000	0-0	.000	1	3	4	2.7	2	0	1	0	0	0	2.8
at Washington	01/11/2026		24:36	2-4	.500	0-0	.000	0-0	.000	4	2	6	3.0	2	2	2	1	0	4	2.9
UCLA	01/17/2026		07:59	1-1	1.000	0-0	.000	0-0	.000	1	2	2	2.9	2	1	1	1	0	2	2.8
Minnesota	01/20/2026		15:50	0-3	.000	0-0	.000	2-2	1.000	3	6	9	3.4	3	0	1	1	0	2	2.8
at Michigan	01/23/2026		10:14	1-2	.500	0-0	.000	0-0	.000	0	1	1	3.2	2	0	0	1	1	2	2.7
Totals		0	160:36	17-29	.586	1-2	.500	6-11	.545	14	34	48	3.2	28	12	12	6	2	41	2.7

Player Averages

Games Played	Minutes/game	Points/game	FG Pct	3FG Pct	FT Pct	Rebounds/game	Assists/game	Turnovers/game	Assist/Turnover ratio	Steals/game	Blocks/game
15	10.7	2.7	58.6	50.0	54.5	3.2	0.8	0.8	1.0	0.1	0.4

CAREER STATISTICS

SEASON	TEAM	GP-GS	MIN/AVG	Field Goals		3-Point		F-Throws		Rebounds				Scoring						
				FG-FGA	FG%	3FG-3FGA	3FG%	FT-FTA	FT%	OFF	DEF	TOT	AVG	PF-FO	A	TO	BLK	STL	PTS	AVG
2024-25	OSU	21-0	119/5.7	13-26	.500	2-7	.286	5-7	.714	13	19	32	1.5	16-0	2	2	8	0	33	1.6
2025-26	OSU	15-0	161/10.7	17-29	.586	1-2	.500	6-11	.545	14	34	48	3.2	28-0	12	12	6	2	41	2.7
TOTAL		36-0	279/7.8	30-55	.545	3-9	.333	11-18	.611	27	53	80	2.2	44-0	14	14	14	2	74	2.1



9 MATHIEU GRUJIC

FR. • G • 6-7 • 210
BERLIN, GERMANY
FC BARCELONA

PLAYER NOTES

Has great size for a guard that can play either the 1, 2 or 3 position on the floor ... Is a proven scorer on the international level and his game has transitioned to the college game well ... His minutes will be determined by his growth on the defensive end of the floor ... Will provide great versatility at the guard position ... Was born in France and raised in of Berlin, Germany ... Played for FC Barcelona's U18 team after growing up playing for ALBA Berlin ... Was named the MVP on four different occasions in one calendar year — at the Adidas Next Generation Tournament, NBA Basketball Without Borders Europe Camp, the U18 Spain Domestic Championship and Catalon Championships ... Also named to the Global All-Star Five at the NBA Basketball Without Borders Global Camp event during NBA All-Star Weekend in 2025 ... His father is Serbian and his mother is French ... Can speak five languages – German, Serbian, French, Spanish and English

2025-26 NOTES

- Mad his first collegiate field goal on his first career attempt, making a three-pointer vs. Purdue FW (11/7)

PRODUCTION

Season

- Double-Digit Points
- 15+ Points
- 5+ Rebounds
- 2+ Assists
- 2+ Steals
- 2+ Three-pointers
- Dunks
- Go-Ahead Threes
- Led the team in scoring
- Led the team in rebounding
- Led the team in assists

POINTS

Season 3, vs. Purdue FW 11/7/25

REBOUNDS

Season

ASSISTS

Season 1, 2x (last: vs. Mt. St. Mary's 11/25/25)

STEALS

Season 1, vs. W. Michigan 11/20/25

BLOCKS

Season

MINUTES

Season 10:38, vs. W. Michigan 11/20/25

FIELD GOALS

Season 1, vs. Purdue FW 11/7/25

FG ATTEMPTS

Season 3, 3x (last: vs. Mt. St. Mary's 11/25/25)

3-PT FGS

Season 1, vs. Purdue FW 11/7/25

3-PT FG ATTS

Season 3, 2x (last: vs. Mt. St. Mary's 11/25/25)

FREE THROWS

Season 2, vs. W. Michigan 11/20/25

FT ATTEMPTS

Season 3, vs. App State 11/11/25

2025-26 GAME-BY-GAME STATISTICS

Opponent	Date	GS	MIN	Total		3-Pointers		Free throws		Rebounds				PF	A	TO	BLK	STL	PTS	AVG
				FG-FGA	PCT	3FG-3FGA	PCT	FT-FTA	PCT	OFF	DEF	TOT	AVG							
IU Indy	11/03/2025		05:34	0-0	.000	0-0	.000	0-0	.000	0	0	0	0.0	0	0	0	0	0	0	0.0
Purdue Fort Wayne	11/07/2025		02:03	1-1	1.000	1-1	1.000	0-0	.000	0	0	0	0.0	0	0	0	0	0	3	1.5
App State	11/11/2025		04:51	0-1	.000	0-0	.000	0-3	.000	0	0	0	0.0	0	0	0	0	0	0	1.0
Western Mich.	11/20/2025		10:38	0-3	.000	0-3	.000	2-2	1.000	1	2	3	0.8	0	1	1	0	1	2	1.3
Mount St. Mary's	11/25/2025		09:18	0-3	.000	0-3	.000	1-2	.500	0	2	2	1.0	2	1	0	0	0	1	1.2
Grambling	12/23/2025		01:05	0-0	.000	0-0	.000	0-0	.000	0	0	0	0.8	0	0	0	0	0	0	1.0
Totals			0 33:29	1-8	.125	1-7	.143	3-7	.429	1	4	5	0.8	2	2	1	0	1	6	1.0

Player Averages

Games Played	Minutes/game	Points/game	FG Pct	3FG Pct	FT Pct	Rebounds/game	Assists/game	Turnovers/game	Assist/Turnover ratio	Steals/game	Blocks/game
6	5.6	1.0	12.5	14.3	42.9	0.8	0.3	0.2	2.0	0.2	0.0

CAREER STATISTICS

SEASON	TEAM	GP-GS	MIN/AVG	Field Goals		3-Point		F-Throws		Rebounds				Scoring						
				FG-FGA	FG%	3FG-3FGA	3FG%	FT-FTA	FT%	OFF	DEF	TOT	AVG	PF	FO	A	TO	BLK	STL	PTS
2025-26	OSU	6-0	33/5.6	1-8	.125	1-7	.143	3-7	.429	1	4	5	0.8	2-0	2	1	0	1	6	1.0
TOTAL		6-0	33/5.6	1-8	.125	1-7	.143	3-7	.429	1	4	5	0.8	2-0	2	1	0	1	6	1.0



13 CHRISTOPH TILLY

SR • C • 7-0 • 240
BERLIN, GERMANY
ALBA BERLIN / SANTA CLARA

POINTS

Season 26, vs. IU Indy 11/3/25
Career 26, vs. IU Indy 11/3/25

FIELD GOALS

Season 8, vs. IU Indy 11/3/25
Career 10, 3x (last: 25, at LMU 1/16/25)

REBOUNDS

Season 11, vs. W. Virginia 12/13/25
Career 12, 2x (last: vs. UAB 3/23/25)

FG ATTEMPTS

Season 13, vs. W. Virginia 12/13/25
Career 15, at Loyola Marymont 1/16/25

ASSISTS

Season 7, vs. W. Michigan 11/20/25
Career 7, vs. W. Michigan 11/20/25

3-PT FGS

Season 2, at Michigan 1/23/26
Career 2, 3x (last: at Michigan 1/23/26)

STEALS

Season 2, at Michigan 1/23/26
Career 4, vs. Southeastern La. 11/18/23

3-PT FG ATTS

Season 6, vs. App State 11/11/25
Career 6, vs. App State 11/11/25

BLOCKS

Season 2, vs. Notre Dame 11/16/25
Career 4, vs. Yale 12/30/23)

FREE THROWS

Season 10, vs. Notre Dame 11/16/25
Career 10, vs. Notre Dame 11/16/25

MINUTES

Season 42:05, vs. W. Virginia 12/13/25
Career 42:05, vs. W. Virginia 12/13/25

FT ATTEMPTS

Season 13, 2x (last: vs. Notre Dame 11/16/25)
Career 13, 2x (last: vs. Notre Dame 11/16/25)

PLAYER NOTES

Very skilled for a 7-footer ... Has great footwork around the basket and can also knock down the outside shot ... Is a very capable passer and is comfortable handling the ball ... Can space the floor ... A lot of offense will run through him ... Played three seasons at Santa Clara, appearing in 86 games and making 59 starts for the Broncos before transferring to Ohio State in the summer of 2025 ... Averaged 9.2 points, 4.1 rebounds and 1.5 assists over his three seasons ... Shot over 55 percent from the floor in both his sophomore and junior seasons ... Scored in double digits 40 times with seven 20-point games ... Led the WCC in 2024-25 with a 55.4 shooting percentage ... Was born in Germany but moved to Chile when he was six years old. While living in Chile, he discovered basketball at nine years old ... Played for Alba Berlin, the same team as Mathieu Grujicic

2025-26 NOTES

- Scored a career-high 28 points in his Buckeye debut vs. IU Indy (11/3)
- Made the game-winning basketball with under 10 seconds to play in the 64-63 win over Notre Dame (11/16)
- Dished-out a career-high 7 assists to go with a team-high 17 points vs. Western Michigan (11/20)
- Played a career-high 42 minutes and notched his first double-double of the season with 14 points and 11 rebounds against West Virginia (12/13)
- Had another double-double vs. North Carolina (12/20), finishing with 12 points and a team-high 10 rebounds
- Scored his 1,000th career point in the overtime victory over Minnesota (1/20)
- Made a pair of three-pointers and finished with 17 points and two steals at No. 3 Michigan (1/23)

CAREER HONORS

All-WCC Honorable Mention (2023-24)
Second Team All-WCC (2024-25)

PRODUCTION

	Season	Career
Double-Digit Points	13	53
20+ Points	1	8
10+ Rebounds	2	5
3+ Blocks		6
4+ Assists	5	14
2+ three pointers made	1	3
Charges Drawn	2	--
Dunks	5	--
Go-Ahead Threes	1	--
Led the team in scoring	2	--
Led the team in rebounding	3	--
Led the team in assists	4	--

DOUBLE-DOUBLES (5)

Date	Opponent	Pts	Rebs
1/23/2025	Washington State	13	11
3/1/2025	at Pacific	21	12
3/23/2025	UAB	17	12
12/13/2025	vs. West Virginia	14	11
12/20/2025	vs. North Carolina	12	11

2025-26 GAME-BY-GAME STATISTICS

Opponent	Date	GS	MIN	Total			3-Pointers		Free throws		Rebounds				PF	A	TO	BLK	STL	PTS	AVG
				FG-FGA	PCT	3FG-3FGA	PCT	FT-FTA	PCT	OFF	DEF	TOT	AVG								
IU Indy	11/03/2025	*	28:51	8-10	.800	1-2	.500	9-13	.692	3	6	9	9.0	4	3	1	1	1	1	26	26.0
Purdue Fort Wayne	11/07/2025	*	23:02	7-11	.636	1-5	.200	0-0	.000	1	5	6	7.5	4	4	4	0	1	15	20.5	
App State	11/11/2025	*	30:26	2-9	.222	0-6	.000	5-5	1.000	2	3	5	6.7	1	4	0	0	0	9	16.7	
Notre Dame	11/16/2025	*	28:03	4-8	.500	0-3	.000	10-13	.769	0	4	4	6.0	4	1	1	2	0	18	17.0	
Western Mich.	11/20/2025	*	23:52	5-11	.455	1-4	.250	6-6	1.000	1	1	2	5.2	2	7	0	1	1	17	17.0	
Mount St. Mary's	11/25/2025	*	13:58	3-6	.500	1-3	.333	5-5	1.000	0	5	5	5.2	1	3	3	0	0	12	16.2	
at Pittsburgh	11/28/2025	*	31:42	1-8	.125	0-2	.000	8-8	1.000	2	4	6	5.3	3	0	3	0	1	10	15.3	
at Northwestern	12/06/2025	*	17:57	1-5	.200	0-0	.000	2-4	.500	1	2	3	5.0	3	1	2	0	0	4	13.9	
Illinois	12/09/2025	*	30:44	4-10	.400	0-4	.000	5-7	.714	2	6	8	5.3	5	1	1	1	1	13	13.8	
vs West Virginia	12/13/2025	*	42:05	6-13	.462	0-2	.000	2-3	.667	2	9	11	5.9	2	4	3	1	0	14	13.8	
vs North Carolina	12/20/2025	*	28:22	4-9	.444	0-3	.000	4-4	1.000	5	5	10	6.3	3	3	1	0	0	12	13.6	
Grambling	12/23/2025	*	22:52	2-3	.667	0-0	.000	6-6	1.000	1	1	2	5.9	4	3	3	2	0	10	13.3	
at Rutgers	01/02/2026	*	20:09	3-4	.750	0-0	.000	3-5	.600	2	1	3	5.7	4	1	2	1	0	9	13.0	
Nebraska	01/05/2026	*	33:01	3-9	.333	1-3	.333	1-4	.250	2	1	3	5.5	4	2	2	0	1	8	12.6	
at Oregon	01/08/2026	*	31:02	4-6	.667	0-0	.000	6-9	.667	1	4	5	5.5	3	2	1	1	1	14	12.7	
at Washington	01/11/2026	*	15:21	3-7	.429	0-1	.000	2-2	1.000	2	2	4	5.4	2	1	1	0	0	8	12.4	
UCLA	01/17/2026	*	32:01	2-3	.667	0-0	.000	2-4	.500	1	3	4	5.3	3	5	1	0	0	6	12.1	
Minnesota	01/20/2026	*	27:53	5-10	.500	0-1	.000	1-2	.500	0	5	5	5.3	5	2	1	0	1	11	12.0	
at Michigan	01/23/2026	*	29:46	6-12	.500	2-4	.500	3-5	.600	3	1	4	5.2	3	2	3	0	2	17	12.3	
Totals			19	511:06	73-154	.474	7-43	.163	80-105	.762	31	68	99	5.2	60	49	33	10	10	233	12.3

Player Averages

Games Played	Minutes/game	Points/game	FG Pct	3FG Pct	FT Pct	Rebounds/game	Assists/game	Turnovers/game	Assist/Turnover ratio	Steals/game	Blocks/game
19	26.9	12.3	47.4	16.3	76.2	5.2	2.6	1.7	1.5	0.5	0.5

CAREER STATISTICS

SEASON	TEAM	GP-GS	MIN/AVG	Field Goals		3-Point		F-Throws		Rebounds				Scoring						
				FG-FGA	FG%	3FG-3FGA	3FG%	FT-FTA	FT%	OFF	DEF	TOT	AVG	PF-FO	A	TO	BLK	STL	PTS	AVG
2022-23	SCU	26-0	313/12.0	52-97	.536	0-2	.000	26-40	.650	21	48	69	2.7	37-1	19	14	12	6	130	5.0
2023-24	SCU	29-28	584/20.1	107-194	.552	4-13	.308	54-78	.692	49	81	130	4.5	77-1	54	46	19	18	272	9.4
2024-25	SCU	31-31	702/22.6	144-260	.554	17-54	.315	81-105	.771	50	102	152	4.9	83-2	58	55	24	26	386	12.5
2025-26	OSU	19-19	511/26.9	73-154	.474	7-43	.163	80-105	.762	31	68	99	5.2	60-2	49	33	10	10	233	12.3
TOTAL FOR OSU		19-19	511/26.9	73-154	.474	7-43	.163	80-105	.762	31	68	99	5.2	60-2	49	33	10	10	233	12.3
TOTAL		105-78	2110/20.1	376-705	.533	28-112	.250	241-328	.735	151	299	450	4.3	257-6	180	148	65	60	1021	9.7



14 BRANDON NOEL

5TH • F • 6-8 • 240
LUCASVILLE, OHIO
CHILLICOTHE / WRIGHT STATE

PLAYER NOTES

A strong post player who is very skilled around the basket ... Is a very good rebounder ... Mature, experienced player who is in his sixth year in college ... Spent the last five seasons at Wright State, playing the last three ... Was an All-Horizon League player in each of his three seasons ... Was the 2023 Horizon League Freshman of the Year ... Averaged 15.5 points, 8.1 rebounds and 1.6 assists over 97 games and 90 starts for the Raiders ... Recorded 29 double-doubles and scored 20 or more points 31 times ... Last season, averaged a career-high 19.0 points with 7.7 rebounds and 1.7 assists while shooting 55.2% from the floor ... Was a first team All-Ohio honoree as a senior at Chillicothe High School in 2019-20

2025-26 NOTES

- Notched the 30th double-double of his career with 17 points and 11 rebounds in the win over App State (11/11)
- Had a huge game at Northwestern (12/6), leading the team with 29 points on 13-of-15 shooting and also grabbed a team-high seven rebounds
- Scored 14 points on 5-of-6 shooting, including eight points in the key closing stretch of the opening half vs. Rutgers (1/2)

CAREER HONORS

- All-Horizon League
 - Second Team (2024, 2025)
 - Third Team (2023)
- Horizon League Freshman of the Year (2023)
- Horizon League All-Freshman Team (2023)
- Horizon League All-Academic Team (2024, 2025)

PRODUCTION

	Season	Career
Double-Digit Points	3	82
20+ Points	1	32
10+ Rebounds	2	33
3+ Blocks		8
4+ Assists		5
3+ three pointers made		5
Charges Drawn		--
Dunks	11	--
Go-Ahead Threes		--
Led the team in scoring	2	--
Led the team in rebounding	4	--
Led the team in assists	1	--

DOUBLE-DOUBLES (30)

Date	Opponent	P	R	Date	Opponent	P	R
11/15/22	Bowling Green	10	11	2/28/24	Purdue FW	10	10
11/22/22	vs. UC Riverside	14	11	3/2/24	N. Kentucky	19	12
1/2/23	at IUPUI	14	15	11/9/24	at Miami (Oh)	27	16
1/6/23	Detroit Mercy	18	17	11/13/24	at Toledo	24	10
1/8/23	Oakland	14	15	12/11/24	Marshall	21	10
1/12/23	at Green Bay	32	12	12/18/24	Youngstown St	10	10
1/19/23	Purdue FW	11	11	1/25/25	Detroit Mercy	15	12
2/4/23	at Robert Morris	16	15	1/30/25	at Youngstown St	23	12
2/19/23	at Purdue FW	12	11	2/5/25	at Purdue FW	25	10
2/23/23	at Oakland	24	10	2/8/25	IU Indy	26	16
2/28/23	Green Bay	20	16	2/21/25	N. Kentucky	22	11
11/29/23	IUPUI	17	10	11/11/25	App State	17	11
12/19/23	Miami (Oh)	25	12				
12/31/23	at Milwaukee	16	10				
1/10/24	at Robert Morris	17	12				
1/18/24	Green Bay	17	12				
1/28/24	at IUPUI	20	11				
2/25/24	at Oakland	19	16				

POINTS

Season 29, at Northwestern 12/6/25
 Career 32, at Green Bay 1/12/23

FIELD GOALS

Season 13, at Northwestern 12/6/25
 Career 14, at Green Bay 1/12/23

REBOUNDS

Season 11, vs. App State 11/11/25
 Career 17, vs. Detroit Mercy 1/6/23

FG ATTEMPTS

Season 15, at Northwestern 12/6/25
 Career 21, at Kentucky 11/4/24

ASSISTS

Season 3, vs. IU Indy 11/3/25
 Career 7, vs. IU Indy 2/8/23

3-PT FGS

Season 1, 3x (last: vs. Illinois 12/9/25)
 Career 3, 5x (last: at Milwaukee 2/14/25)

STEALS

Season 1, 3x (last: at Northwestern 12/6/25)
 Career 4, vs. Miami (OH) 12/19/23

3-PT FG ATTS

Season 3, 2x (last: vs. W. Virginia 12/13/25)
 Career 8, at Kentucky 11/4/24

BLOCKS

Season 1, 3x (last: at Rutgers 1/2/26)
 Career 4, 2x (last: at Green Bay 2/16/25)

FREE THROWS

Season 4, at Rutgers 1/2/26
 Career 11, vs. Princeton 11/21/24

MINUTES

Season 35:08, at Northwestern 12/6/25
 Career 48:08, at Youngstown St. 2/2/23

FT ATTEMPTS

Season 5, at Northwestern 12/6/25
 Career 12, vs. IU Indy 2/8/25

2025-26 GAME-BY-GAME STATISTICS

Opponent	Date	GS	MIN	Total			3-Pointers		Free throws		Rebounds				PF	A	TO	BLK	STL	PTS	AVG
				FG	FGA	PCT	3FG	3FGA	PCT	FT	FTA	PCT	OFF	DEF							
IU Indy	11/03/2025	*	27:44	4-5	.800	0-0	.000	0-0	.000	3	7	10	10.0	1	3	4	0	0	8	8.0	
Purdue Fort Wayne	11/07/2025	*	23:27	2-3	.667	0-0	.000	0-0	.000	0	4	4	7.0	2	0	0	0	0	4	6.0	
App State	11/11/2025	*	27:02	8-10	.800	1-3	.333	0-0	.000	4	7	11	8.3	1	1	0	0	0	17	9.7	
Notre Dame	11/16/2025	*	19:22	0-0	.000	0-0	.000	0-0	.000	0	1	1	6.5	0	2	0	1	1	0	7.3	
Western Mich.	11/20/2025	*	21:11	4-5	.800	0-0	.000	0-0	.000	1	2	3	5.8	1	0	0	0	1	8	7.4	
Mount St. Mary's	11/25/2025	*	23:20	3-5	.600	1-1	1.000	2-2	1.000	1	6	7	6.0	2	0	0	0	0	9	7.7	
at Pittsburgh	11/28/2025	*	08:50	0-2	.000	0-2	.000	0-0	.000	0	0	0	5.1	0	1	1	0	0	0	6.6	
at Northwestern	12/06/2025	*	35:08	13-15	.867	0-1	.000	3-5	.600	2	5	7	5.4	3	1	3	1	1	29	9.4	
Illinois	12/09/2025	*	21:12	2-4	.500	1-2	.500	0-0	.000	1	2	3	5.1	2	1	1	0	0	5	8.9	
vs West Virginia	12/13/2025	*	16:33	2-7	.286	0-3	.000	0-0	.000	0	1	1	4.7	1	1	1	0	0	4	8.4	
vs North Carolina	12/20/2025		13:06	0-3	.000	0-2	.000	0-0	.000	0	1	1	4.4	1	0	1	0	0	0	7.6	
Grambling	12/23/2025		22:40	2-3	.667	0-0	.000	2-4	.500	2	1	3	4.3	3	3	2	0	1	6	7.5	
at Rutgers	01/02/2026		19:51	5-6	.833	0-0	.000	4-4	1.000	3	1	4	4.2	1	1	1	1	0	14	8.0	
Nebraska	01/05/2026		08:04	0-2	.000	0-0	.000	0-0	.000	0	2	2	4.1	2	0	2	0	0	0	7.4	
Totals			10	287:30	45-70	.643	3-14	.214	11-15	.733	17	40	57	4.1	20	14	16	3	4	104	7.4

Player Averages

Games Played	Minutes/game	Points/game	FG Pct	3FG Pct	FT Pct	Rebounds/game	Assists/game	Turnovers/game	Assist/Turnover ratio	Steals/game	Blocks/game
14	20.5	7.4	64.3	21.4	73.3	4.1	1.0	1.1	0.9	0.3	0.2

CAREER STATISTICS

SEASON	TEAM	GP-GS	MIN	Field Goals		3-Point		F-Throws		Rebounds				Scoring						
				FG	FGA	FG%	3FG	3FGA	3FG%	FT	FTA	FT%	OFF	DEF	TOT	AVG	PF	FO	A	TO
2022-23	WSU	33-26	963/29.2	173-284	.609	15-42	.357	68-88	.773	73	215	288	8.7	72-3	47	72	34	27	429	13.0
2023-24	WSU	31-31	1068/34.4	166-310	.535	32-80	.400	87-109	.798	56	192	248	8.0	74-1	50	56	25	26	451	14.5
2024-25	WSU	33-33	1118/33.9	238-431	.552	38-106	.358	113-150	.753	60	193	253	7.7	66-0	57	73	31	32	627	19.0
2025-26	OSU	14-10	287/20.5	45-70	.643	3-14	.214	11-15	.733	17	40	57	4.1	20-0	14	16	3	4	104	7.4
TOTAL FOR OSU		14-10	287/20.5	45-70	.643	3-14	.214	11-15	.733	17	40	57	4.1	20-0	14	16	3	4	104	7.4
TOTAL		111-100	3436/31.0	622-1095	.568	88-242	.364	279-362	.771	206	640	846	7.6	232-4	168	217	93	89	1611	14.5



17 JOSH OJIANWUNA

SR. • F • 6-10 • 270
ASABA, NIGERIA
NBA GLOBAL ACADEMY / BAYLOR

POINTS

Season
 Career 16, vs. Norfolk St. 12/11/24

FIELD GOALS

Season
 Career 6, 2x (last: at Arizona St. 1/11/25)

REBOUNDS

Season
 Career 17, at Arizona St. 1/11/25

FG ATTEMPTS

Season
 Career 9, vs. Cincinnati 1/7/25

ASSISTS

Season
 Career 2, 6x (last: at Arizona 1/14/25)

3-PT FGS

Season
 Career

STEALS

Season
 Career 3, 3x (last: at Iowa St. 1/4/25)

3-PT FG ATTS

Season
 Career 1, 2x (last: at Iowa St. 1/4/25)

BLOCKS

Season
 Career 3, 3x (last: vs. Utah 12/31/24)

FREE THROWS

Season
 Career 6, 2x (last: vs. Tarleton St. 11/17/24)

MINUTES

Season
 Career 38:58, at Arizona State 1/11/25

FT ATTEMPTS

Season
 Career 7, at Gonzaga 11/4/24

PLAYER NOTES

Is a big, strong, physical and athletic post player ... Can play above the rim and is a skilled rebounder ... Played 87 games over the last three seasons at Baylor, making 24 starts ... Averaged 5.3 points, 4.2 rebounds and shot over 70 percent from the floor at Baylor ... Had 17 games of 10 or more points with four career double-doubles ... Suffered a knee injury in February of 2025 and missed the final 12 games of the season ... Attended NBA Academy Africa in 2017 before transitioning to NBA Global Academy in Canberra, Australia in 2019 ... Was a Top 100 recruit in the 2022 class according to the 247Sports ... Grew up playing soccer in Nigeria ... Dunked in his second-ever basketball practice at the age of 13

2025-26 NOTES

PRODUCTION

	Season	Career
Double-Digit Points		17
15+ Points		1
10+ Rebounds		6
2+ Steals		9
2+ Blocks		5
Charges Drawn		--
Dunks		--
Go-Ahead Threes		--
Led the team in scoring		--
Led the team in rebounding		--
Led the team in assists		--

DOUBLE-DOUBLES (4)

Date	Opponent	Pts	Rebs
12/28/2022	Nicholls State	11	11
12/27/2024	Arizona Baptist	10	10
1/4/2025	at Iowa State	13	10
1/11/2025	at Arizona State	12	17

2025-26 GAME-BY-GAME STATISTICS

CAREER STATISTICS

SEASON	TEAM	GP-GS	MIN/AVG	Field Goals		3-Point		F-Throws		Rebounds				Scoring						
				FG-FGA	FG%	3FG-3FGA	3FG%	FT-FTA	FT%	OFF	DEF	TOT	AVG	PF-FO	A	TO	BLK	STL	PTS	AVG
2022-23	Baylor	29-0	381/13.1	46-78	.590	0-0	.000	29-44	.659	46	55	101	3.5	55-0	7	19	11	11	121	4.2
2023-24	Baylor	35-1	542/15.5	72-98	.735	0-1	.000	29-46	.630	53	65	118	3.4	81-0	10	34	4	17	173	4.9
2024-25	Baylor	23-23	569/24.7	65-84	.774	0-1	.000	40-62	.645	61	87	148	6.4	59-2	13	19	18	21	170	7.4
TOTAL FOR OSU		0-0	0/0.0	0-0	.000	0-0	.000	0-0	.000	0	0	0	0.0	0-0	0	0	0	0	0	0.0
TOTAL		87-24	1492/17.1	183-260	.704	0-2	.000	98-152	.645	160	207	367	4.2	195-2	30	72	33	49	464	5.3



20 COLIN WHITE

SO. • G • 6-6 • 220
OTTAWA, OHIO
OTTAWA-GLANDORF

PLAYER NOTES

Provides energy off the bench ... Good shooter and a smart player ... Appeared in 19 games as a freshman last season and averaged 1.1 points and 1.1 rebounds per game ... Played in 13 Big Ten games as well as the Big Ten Tournament game against Iowa ... Missed a portion of the season with an ankle injury, which also slowed him during the offseason ... 2024 Ohio Mr. Basketball ... Top 125 recruit in the 2024 class ... First-team all-state honors as a junior and senior ... Joined LeBron James as the only high school players in Ohio to start on a state final four team four consecutive seasons ... First player in Ottawa-Glandorf history to score over 2,000 career points

2025-26 NOTES

- Made his first collegiate start and played a career-high 17:37 in the win over App State (11/11)
- Played a career-high 17:42 and had four points and a career-high tying two assists against Northwestern (12/6)
- Provided a spark off the bench, including a late steal in lay-up in overtime of the win over Minnesota (1/20)

PRODUCTION

	Season	Career
Double-Digit Points		--
15+ Points		--
5+ Rebounds	1	1
2+ Steals	2	2
Charges Drawn	1	1
Dunks	1	3
Go-Ahead Threes		1
Led the team in scoring		
Led the team in rebounding		
Led the team in assists		

POINTS

Season 4, at Northwestern 12/6/25
Career 6, 2x (last: vs. Campbell 11/22/24)

FIELD GOALS

Season 2, at Northwestern 12/6/25
Career 3, vs. Campbell 11/22/24

REBOUNDS

Season 5, vs. W. Michigan 11/20/25
Career 5, vs. W. Michigan 11/20/25

FG ATTEMPTS

Season 3, 2x (last: at Northwestern 12/6/25)
Career 4, vs. Campbell 11/22/24

ASSISTS

Season 3, at Northwestern 12/6/25
Career 3, 2x (last: at NW 12/6/25)

3-PT FGS

Season
Career 2, vs. Evansville 11/19/24

STEALS

Season 2, 2x (last: at Northwestern 12/6/25)
Career 2, 2x (last: at NW 12/6/25)

3-PT FG ATTS

Season 2, 2x (last: at Oregon 1/8/26)
Career 2, 4x (last: at Oregon 1/8/26)

BLOCKS

Season 1, at Pitt 11/28/25
Career 1, 4x (last: at Pitt 11/28/25)

FREE THROWS

Season 1, vs. W. Michigan 11/20/25
Career 2, vs. Indiana State 12/29/24

MINUTES

Season 18:48, vs. Minnesota 1/20/26
Career 18:48, vs. Minnesota 1/20/26

FT ATTEMPTS

Season 2, vs. W. Michigan 11/20/25
Career 4, vs. Green Bay 11/25/24

2025-26 GAME-BY-GAME STATISTICS

Opponent	Date	GS	MIN	Total		3-Pointers		Free throws		Rebounds				PF	A	TO	BLK	STL	PTS	AVG	
				FG-FGA	PCT	3FG-3FGA	PCT	FT-FTA	PCT	OFF	DEF	TOT	AVG								
IU Indy	11/03/2025		05:59	1-1	1.000	0-0	.000	0-0	.000	0	0	0	0	0	1	1	0	0	0	2	2.0
Purdue Fort Wayne	11/07/2025		05:11	0-0	.000	0-0	.000	0-0	.000	0	1	1	0.5	1	0	0	0	0	0	1.0	
App State	11/11/2025	*	17:37	0-2	.000	0-2	.000	0-1	.000	1	3	4	1.7	1	0	0	0	0	0	0.7	
Notre Dame	11/16/2025		08:26	0-1	.000	0-1	.000	0-0	.000	0	0	0	1.3	1	0	0	0	2	0	0.5	
Western Mich.	11/20/2025		11:37	1-3	.333	0-1	.000	1-2	.500	2	3	5	2.0	0	1	0	0	0	3	1.0	
Mount St. Mary's	11/25/2025		06:09	1-1	1.000	0-0	.000	0-0	.000	0	1	1	1.8	0	0	0	0	1	2	1.2	
at Pittsburgh	11/28/2025		01:12	0-0	.000	0-0	.000	0-0	.000	0	0	0	1.6	0	0	0	1	0	0	1.0	
at Northwestern	12/06/2025		17:42	2-3	.667	0-1	.000	0-0	.000	0	2	2	1.6	0	3	0	0	2	4	1.4	
Illinois	12/09/2025		08:14	0-1	.000	0-1	.000	0-0	.000	0	0	0	1.4	2	1	0	0	0	0	1.2	
vs West Virginia	12/13/2025		15:55	0-1	.000	0-1	.000	0-0	.000	0	1	1	1.4	2	1	0	0	1	0	1.1	
vs North Carolina	12/20/2025		12:08	0-0	.000	0-0	.000	0-0	.000	0	1	1	1.4	1	0	1	0	0	0	1.0	
Grambling	12/23/2025		07:20	1-1	1.000	0-0	.000	0-0	.000	1	0	1	1.3	1	0	0	1	0	2	1.1	
at Rutgers	01/02/2026		06:32	0-0	.000	0-0	.000	0-0	.000	0	0	0	1.2	1	0	0	0	0	0	1.0	
Nebraska	01/05/2026		01:35	0-0	.000	0-0	.000	0-0	.000	0	0	0	1.1	0	0	0	0	0	0	0.9	
at Oregon	01/08/2026		09:09	0-2	.000	0-2	.000	0-0	.000	0	0	0	1.1	2	1	0	0	0	0	0.9	
at Washington	01/11/2026		07:47	0-0	.000	0-0	.000	0-0	.000	1	1	2	1.1	1	0	0	0	0	0	0.8	
UCLA	01/17/2026		01:05	0-1	.000	0-1	.000	0-0	.000	0	0	0	1.1	0	0	0	0	0	0	0.8	
Minnesota	01/20/2026		18:48	1-1	1.000	0-0	.000	0-0	.000	2	0	2	1.1	1	1	0	0	1	2	0.8	
at Michigan	01/23/2026		08:47	1-2	.500	0-1	.000	0-0	.000	1	1	2	1.2	2	1	0	0	0	2	0.9	
Totals			1	171:12	8-20	.400	0-11	.000	1-3	.333	8	14	22	1.2	17	10	1	2	7	17	0.9

Player Averages

Games Played	Minutes/game	Points/game	FG Pct	3FG Pct	FT Pct	Rebounds/game	Assists/game	Turnovers/game	Assist/Turnover ratio	Steals/game	Blocks/game
19	9.0	0.9	40.0	0.0	33.3	1.2	0.5	0.1	10.0	0.4	0.1

CAREER STATISTICS

SEASON	TEAM	GP-GS	MIN/AVG	Field Goals		3-Point		F-Throws		Rebounds				Scoring						
				FG-FGA	FG%	3FG-3FGA	3FG%	FT-FTA	FT%	OFF	DEF	TOT	AVG	PF-FO	A	TO	BLK	STL	PTS	AVG
2024-25	OSU	19-0	151/8.0	7-20	.350	4-13	.308	3-6	.500	7	13	20	1.1	21-0	6	6	3	5	21	1.1
2025-26	OSU	19-1	171/9.0	8-20	.400	0-11	.000	1-3	.333	8	14	22	1.2	17-0	10	1	2	7	17	0.9
TOTAL		38-1	322/8.5	15-40	.375	4-24	.167	4-9	.444	15	27	42	1.1	38-0	16	7	5	12	38	1.0



21 DEVIN ROYAL

JR. • F • 6-6 • 230
PICKERINGTON, OHIO
PICKERINGTON CENTRAL

PLAYER NOTES

Worked really hard on his jumper in the offseason and shot it well during preseason camp ... Is transitioning to more of a role on the perimeter ... Has always found a way to produce no matter where he is on the floor ... Appeared in 64 games over his first two seasons, making 27 starts ... Has averaged 9.1 points and 4.6 rebounds while shooting 52 percent from the floor ... Last season, averaged 13.7 points per game and was the team's leading rebounder at 6.9 per game ... Finished with a team-best three double-doubles last season, the first three of his career ... Scored a career-high 31 points and grabbed a career-high 15 rebounds in the win over Valparaiso ... Played in 33 of the 36 games during his freshman season, finishing well down the stretch as he averaged nearly 8.0 points over the final nine games ... Ohio's Mr. Basketball in 2023

2025-26 NOTES

- Recorded a double-double with 10 points and 10 rebounds in the win over Western Michigan (11/20)
- Dished-out a career-high four assists to go along with 17 points vs. Mount St. Mary's (11/25)
- Made a career-high four three-pointers and finished with a team-high 22 points at Pitt (11/28)
- Notched a second double-double with 11 points and a game-high 12 rebounds in the double-OT win over West Virginia (12/13)
- Scored 13 of his 16 points in the second half comeback win at Rutgers (1/2)
- Led the team in scoring, rebounds and assists in the win at Oregon (1/8) with a double-double of 14 points, 10 rebounds and three assists
- Was 3-of-3 from long range and finished with 22 points and nine rebounds in the win over UCLA (1/17)

PRODUCTION

	Season	Career
Double-Digit Points	15	40
20+ Points	3	9
2+ Three-pointers	6	10
10+ Rebounds	3	7
5+ Rebounds	10	40
3+ Assists	5	6
2+ Steals	2	10
Dunks	10	45
Go-Ahead Threes	2	5
Charges Drawn		1
Led the team in scoring	3	12
Led the team in rebounding	5	20
Led the team in assists	1	3

DOUBLE-DOUBLES (5)

Date	Opponent	Pts	Rebs
11/19/2024	Evansville	20	12
11/25/2024	Green Bay	10	11
12/18/2024	Valparaiso	31	15
11/20/2025	W. Michigan	10	10
12/13/2025	vs. West Virginia	11	12
1/8/2026	at Oregon	14	10

POINTS

Season 22, 2x (last: at Pitt 11/28/25)
 Career 31, vs. Valparaiso 12/17/24

FIELD GOALS

Season 9, at Pitt 11/28/25
 Career 11, vs. Valparaiso 12/17/24

REBOUNDS

Season 12, vs. W. Virginia 12/13/25
 Career 15, vs. Valparaiso 12/17/24

FG ATTEMPTS

Season 15, 2x (last: vs. Illinois 12/9/25)
 Career 18, at Illinois 2/2/25

ASSISTS

Season 4, 2x (last: at Rutgers 1/2/26)
 Career 4, 2x (last: at Rutgers 1/2/26)

3-PT FGS

Season 4, at Pitt 11/28/25
 Career 4, at Pitt 11/28/25

STEALS

Season 2, 3x (last: vs. W. Virginia 12/13/25)
 Career 4, vs. Indiana State 12/29/24

3-PT FG ATTS

Season 8, at Pitt 11/28/25
 Career 8, at Pitt 11/28/25

BLOCKS

Season 1, 2x (last: vs. N. Carolina 12/20/25)
 Career 3, vs. Texas A&M 11/10/23

FREE THROWS

Season 10, vs. IU Indy 11/3/25
 Career 10, 2x (last: vs. IU Indy 11/3/25)

MINUTES

Season 41:06, vs. Minnesota 1/20/26
 Career 43:00, vs. Nebraska 3/4/25

FT ATTEMPTS

Season 13, vs. IU Indy 11/3/25
 Career 14, vs. Nebraska 3/4/25

2025-26 GAME-BY-GAME STATISTICS

Opponent	Date	GS	MIN	Total		3-Pointers		Free throws		Rebounds				PF	A	TO	BLK	STL	PTS	AVG	
				FG-FGA	PCT	3FG-3FGA	PCT	FT-FTA	PCT	OFF	DEF	TOT	AVG								
IU Indy	11/03/2025	*	24:41	5-9	.556	2-5	.400	10-13	.769	3	5	8	8.0	3	0	3	0	2	22	22.0	
Purdue Fort Wayne	11/07/2025	*	16:46	2-3	.667	2-2	1.000	0-0	.000	1	2	3	5.5	3	1	0	0	1	6	14.0	
Notre Dame	11/16/2025	*	32:26	2-6	.333	1-3	.333	2-2	1.000	1	5	6	5.7	1	1	1	0	0	7	11.7	
Western Mich.	11/20/2025	*	22:14	3-7	.429	0-2	.000	4-4	1.000	2	8	10	6.8	2	1	3	0	0	10	11.3	
Mount St. Mary's	11/25/2025	*	29:37	7-10	.700	2-4	.500	1-1	1.000	1	2	3	6.0	1	4	0	0	2	17	12.4	
at Pittsburgh	11/28/2025	*	38:29	9-15	.600	4-8	.500	0-0	.000	0	2	2	5.3	3	2	4	1	0	22	14.0	
at Northwestern	12/06/2025	*	24:51	4-8	.500	1-3	.333	1-2	.500	2	2	4	5.1	3	3	3	0	0	10	13.4	
Illinois	12/09/2025	*	37:22	4-15	.267	1-6	.167	6-6	1.000	0	3	3	4.9	3	1	1	0	0	15	13.6	
vs West Virginia	12/13/2025	*	36:16	4-11	.364	0-1	.000	3-5	.600	7	5	12	5.7	5	2	3	0	2	11	13.3	
vs North Carolina	12/20/2025	*	36:25	6-12	.500	2-2	1.000	4-6	.667	1	7	8	5.9	1	2	0	1	1	18	13.8	
Grambling	12/23/2025	*	30:41	8-13	.615	0-3	.000	0-0	.000	2	2	4	5.7	2	3	3	0	1	16	14.0	
at Rutgers	01/02/2026	*	36:03	5-13	.385	1-4	.250	5-6	.833	2	1	3	5.5	2	4	3	0	1	16	14.2	
Nebraska	01/05/2026	*	37:32	5-8	.625	0-2	.000	4-6	.667	0	6	6	5.5	1	2	1	0	1	14	14.2	
at Oregon	01/08/2026	*	35:45	5-9	.556	1-2	.500	3-3	1.000	4	6	10	5.9	3	3	4	0	0	14	14.1	
at Washington	01/11/2026	*	30:53	4-9	.444	1-3	.333	2-2	1.000	1	7	8	6.0	3	1	1	0	0	11	13.9	
UCLA	01/17/2026	*	30:24	7-9	.778	3-3	1.000	5-6	.833	2	7	9	6.2	5	1	3	0	0	22	14.4	
Minnesota	01/20/2026	*	41:06	6-14	.429	1-5	.200	3-5	.600	3	2	5	6.1	2	2	4	0	0	16	14.5	
at Michigan	01/23/2026	*	35:39	2-8	.250	0-4	.000	0-0	.000	0	1	1	5.8	4	1	1	0	0	4	13.9	
Totals			18	577:10	88-179	.492	22-62	.355	53-67	.791	32	73	105	5.8	47	34	38	2	11	251	13.9

Player Averages

Games Played	Minutes/game	Points/game	FG Pct	3FG Pct	FT Pct	Rebounds/game	Assists/game	Turnovers/game	Assist/Turnover ratio	Steals/game	Blocks/game
18	32.1	13.9	49.2	35.5	79.1	5.8	1.9	2.1	0.9	0.6	0.1

CAREER STATISTICS

SEASON TEAM	GP-GS	MIN/AVG	Field Goals		3-Point		F-Throws		Rebounds				Scoring						
			FG-FGA	FG%	3FG-3FGA	3FG%	FT-FTA	FT%	OFF	DEF	TOT	AVG	PF-FO	A	TO	BLK	STL	PTS	AVG
2023-24 OSU	33-0	371/11.2	59-116	.509	3-20	.150	34-48	.708	33	45	78	2.4	62-1	12	28	10	10	155	4.7
2024-25 OSU	31-27	894/28.8	147-280	.525	16-58	.276	115-149	.772	69	145	214	6.9	86-1	35	54	9	27	425	13.7
2025-26 OSU	18-18	577/32.1	88-179	.492	22-62	.355	53-67	.791	32	73	105	5.8	47-2	34	38	2	11	251	13.9
TOTAL	82-45	1841/22.5	294-575	.511	41-140	.293	202-264	.765	134	263	397	4.8	195-4	81	120	21	48	831	10.1



55 BRAYLEN NASH

SO. • G • 6-4 • 190
 NEW ALBANY, OHIO
 NEW ALBANY

PLAYER NOTES

A tremendous team player ... Has done everything asked of him and he does it with energy ... He provides great looks on the scout team and helps the team prepare ... Saw action in nine games last season as a freshman ... Made his lone shot attempt of the season on his first career attempt, a three-pointer, in the win over Youngstown State ... Has a 1.000 shooting percentage ... Played at New Albany High School for veteran head coach Tim Casey and averaged 17 points and three rebounds per game as a senior ... Helped New Albany to a 20-5 record and the school's first league championship in eight years during his senior season ... Was named the OCC-Ohio Player of the Year

2025-26 NOTES

.

POINTS Season Career 3, vs. Youngstown State 11/11/24	FIELD GOALS Season Career 1, vs. Youngstown State 11/11/24
REBOUNDS Season Career	FG ATTEMPTS Season Career 1, vs. Youngstown State 11/11/24
ASSISTS Season 1, vs. Mt. St. Mary's 11/25/25 Career 1, vs. Mt. St. Mary's 11/25/25	3-PT FGS Season Career 1, vs. Youngstown State 11/11/24
STEALS Season Career 1, vs. Evansville 11/19/24	3-PT FG ATTS Season Career 1, vs. Youngstown State 11/11/24
BLOCKS Season Career	FREE THROWS Season Career 2, vs. Indiana State 12/29/24
MINUTES Season 2:12, vs. Mt. St. Mary's 11/25/25 Career 2:25, vs. Green Bay 11/25/24	FT ATTEMPTS Season Career 2, vs. Indiana State 12/29/24

2025-26 GAME-BY-GAME STATISTICS

Opponent	Date	GS	MIN	Total		3-Pointers		Free throws		Rebounds				PF	A	TO	BLK	STL	PTS	AVG
				FG-FGA	PCT	3FG-3FGA	PCT	FT-FTA	PCT	OFF	DEF	TOT	AVG							
Purdue Fort Wayne	11/07/2025		00:01	0-0	.000	0-0	.000	0-0	.000	0	0	0	0.0	0	0	0	0	0	0	0.0
Western Mich.	11/20/2025		01:18	0-0	.000	0-0	.000	0-0	.000	0	0	0	0.0	0	0	0	0	0	0	0.0
Mount St. Mary's	11/25/2025		02:12	0-0	.000	0-0	.000	0-0	.000	0	0	0	0.0	0	1	0	0	0	0	0.0
Totals		0	03:31	0-0	.000	0-0	.000	0-0	.000	0	0	0	0.0	0	1	0	0	0	0	0.0

Player Averages

Games Played	Minutes/game	Points/game	FG Pct	3FG Pct	FT Pct	Rebounds/game	Assists/game	Turnovers/game	Assist/Turnover ratio	Steals/game	Blocks/game
3	1.2	0.0	0.0	0.0	0.0	0.0	0.3	0.0	1.0	0.0	0.0

CAREER STATISTICS

SEASON	TEAM	GP-GS	MIN/AVG	Field Goals		3-Point		F-Throws		Rebounds				Scoring						
				FG-FGA	FG%	3FG-3FGA	3FG%	FT-FTA	FT%	OFF	DEF	TOT	AVG	PF-FO	A	TO	BLK	STL	PTS	AVG
2024-25	OSU	9-0	14/1.6	1-1	1.000	1-1	1.000	2-2	1.000	0	0	0	0.0	1-0	0	1	0	1	5	0.6
2025-26	OSU	3-0	4/1.2	0-0	.000	0-0	.000	0-0	.000	0	0	0	0.0	0-0	1	0	0	0	0	0.0
TOTAL		12-0	18/1.5	1-1	1.000	1-1	1.000	2-2	1.000	0	0	0	0.0	1-0	1	1	0	1	5	0.4