

## Most Points Scored

Game	Rank	Points	Opponent	Year
1.	89	vs. Wittenberg		1916
2.	80	vs. Rio Grande		1937
	80	vs. Baldwin-Wallace		1919
4.	78	vs. Franklin		1933
5.	68	vs. Transylvania		1933
6.	67	vs. Western Michigan		1953
7.	66	at Bowling Green		2019
	66	vs. Cincinnati		1928
9.	65	vs. Buckhannon		1906
10.	63	vs. Northern Illinois		1976

## Season

1.	521	2018	13 games (40.1 ppg)
2.	508	2017	13 games (39.1 ppg)
3.	445	2022	14 games (31.7 ppg)
4.	446	2019	13 games (34.3 ppg)
5.	427	2011	14 games (30.5 ppg)
6.	412	2012	13 games (31.7 ppg)
7.	376	1968	10 games (37.6 ppg)
8.	368	2016	14 games (26.3 ppg)
9.	366	2007	12 games (30.5 ppg)
10.	358	2015	13 games (27.5 ppg)

## Most Points Per Game

Season	PPG	Year	Pts.	Games
1.	40.1	2018	521	13
2.	39.1	2017	508	13
3.	37.6	1968	376	10
4.	34.3	2019	446	13
5.	33.9	1929	305	9
6.	31.7	2022	445	13
7.	31.7	2012	412	13
8.	31.2	2000	343	11
9.	30.7	1933	277	9
10.	30.5	2011	427	14
	30.5	2007	366	12

## Points Scored - Combined

Game	Rank	Points	Opponent	Year
1.	111	(W, 59-52)	vs. Fordham	2022
2.	110	(L, 54-56)	vs. Texas State	2016
3.	108	(W, 58-50)	vs. UMass	2017
	108	(W, 60-48)	vs. Cincinnati	1968
4.	100	(W, 58-42)	vs. UMass	2018
	100	(L, 45-55)	vs. East Carolina	1996
5.	93	(L, 21-72)	vs. Bowling Green	2002
6.	92	(W, 89-3)	vs. Wittenberg	1916
7.	91	(L, 42-49)	vs. Richmond*	1968
	91	(W, 49-42)	vs. Akron	2008
8.	90	(W, 66-24)	at Bowling Green	2019
	90	(W, 48-42)	vs. EMU	2007

\*Tangerine Bowl

## Fewest Points Allowed

Season (9-or-more games)	Rank	Points	Games
1.	7	1929	9 games (0.8 ppg)
2.	26	1897	9 games (2.9 ppg)
3.	28	1933	9 games (3.1 ppg)
4.	29	1932	9 games (3.2 ppg)
5.	32	1940	9 games (3.6 ppg)
	32	1930	9 games (3.6 ppg)
7.	33	1915	9 games (3.7 ppg)
8.	34	1960	10 games (3.4 ppg)
9.	43	1901	9 games (4.8 ppg)
10.	52	1937	9 games (5.8 ppg)

## Margin of Victory

Game	Rank	Points	Opponent	Year
1.	86	(89-3)	vs. Wittenberg	1916
2.	80	(80-0)	vs. Rio Grande	1937
	80	(80-0)	vs. Baldwin-Wallace	1919
4.	78	(78-0)	vs. Franklin	1933
5.	68	(68-0)	vs. Transylvania	1933
6.	65	(65-0)	vs. Buckhannon	1906
7.	62	(62-0)	vs. Camp Sherman	1918
8.	61	(61-0)	vs. Morris Harvey	1933
9.	60	(66-6)	vs. Cincinnati	1928
	60	(60-0)	vs. Lancaster	1895

## Most Points in a Loss

Game	Rank	Points	Opponent	Year
1.	54	(56-54)	vs. Texas State	2016
2.	45	(55-45)	vs. East Carolina	1996
3.	42	(49-42)	vs. Richmond*	1968
4.	41	(48-41)	vs. Toledo	2001
5.	40	(43-40)	vs. Toledo	2007
6.	37	(38-37)	at Buffalo	2011
	37	(48-37)	vs. Akron	2007
8.	36	(39-36)	vs. Northern Illinois	2019
9.	34	(37-34)	vs. Western Michigan (OT)	2019
	34	(37-34)	at Akron	2017
10.	33	(37-33)	vs. Kent State	2003

\*Tangerine Bowl

## Total Offense

Yards Gained - Game	Rank	Yards	Opponent	Year
1.	692	vs. Fordham		2022
2.	664	vs. UMass		2018
3.	662	vs. Eastern Michigan		1980
4.	646	vs. Buffalo		2018
5.	630	vs. Texas State		2016
6.	612	vs. Eastern Michigan		1997
7.	609	at Bowling Green		2019
8.	603	at Akron		2019
9.	597	vs. Bowling Green		2018
	597	vs. Tennessee Tech		2000
10.	584	vs. New Mexico State		2012

## Yards Gained - Season

1.	6,241	2011
2.	6,068	2018
3.	5,782	2012
4.	5,749	2019
5.	5,716	2022
6.	5,630	2017
7.	5,493	2016
8.	5,378	2015
9.	4,932	2013
10.	4,599	2000

## Average Yards per Game - Season

1.	466.8	2018
2.	445.8	2011
3.	444.8	2012
4.	433.1	2017
5.	442.2	2019
6.	421.4	2022
7.	418.1	2000
8.	415.7	1968
9.	413.7	2015
10.	392.3	2016

## Rushing

Yards Gained - Game	Rank	Yards	Opponent	Year
1.	612	vs. Eastern Michigan		1997
2.	447	vs. Western Michigan		1953
3.	444	vs. Central Michigan		2000
4.	437	vs. Buffalo		2018
5.	429	vs. Tennessee Tech		2000
6.	418	vs. Eastern Michigan		2002
7.	414	vs. Ball State		2005
8.	413	vs. Idaho		1976
9.	411	vs. Ball State		2018
10.	410	vs. East Carolina		1996

## Yards Gained - Season

1.	3,553	2000
2.	3,443	2017
3.	3,358	2018
4.	3,321	1997
5.	3,289	1996
6.	3,171	2011
7.	3,054	1998
8.	2,883	2019
	2,883	1999
10.	2,878	2002

## Average Yards per Game - Season

1.	323.0	2000
2.	301.9	1997
3.	277.6	1998
4.	274.1	1996
5.	262.1	1999
6.	258.3	2018
7.	256.6	1960
8.	253.5	1968
9.	246.3	1953
10.	244.5	2017

## Average Yards per Carry - Season

1.	6.03	2018
2.	5.70	2017
3.	5.50	2000
4.	5.48	2019
5.	5.12	1997
6.	4.89	1953
7.	4.80	1996
8.	4.74	1960
9.	4.66	2001
10.	4.64	1954

## Rushing Attempts

Game	Rank	Attempts	Opponent	Year
1.	85	vs. Eastern Michigan		1997
2.	79	vs. Bowling Green		1978
	79	vs. Youngstown State		1958
4.	76	vs. Western Michigan		1975
	76	vs. Western Michigan		1973
	76	vs. Marshall		1968
7.	75	vs. NC State		1998
	75	vs. Kent State		1998
9.	73	vs. Buffalo		2002
	73	vs. Minnesota		2000
	73	vs. Miami		1999

## Season

1.	685	1996
2.	680	1998
3.	662	1974
4.	649	2002
	649	1997
6.	646	2000
7.	626	1976
8.	624	1999
9.	609	2003
10.	597	2011



## Rushing Touchdowns

Game			
1.	7	vs. Kent State	2002
	7	vs. Central Michigan	2000
	7	vs. Western Michigan	1953
	7	vs. Hampton	2017
5.	6	at Bowling Green	2019
	6	vs. Akron	2018
	6	vs. Ball State	2018
	6	vs. Eastern Michigan	1997
	6	vs. Marshall	1977
	6	vs. Northern Illinois	1976
	6	vs. Morehead State	1974

## Season

1.	44	2017
2.	40	2018
	40	1968
4.	36	2019
5.	32	2000
	32	1997
7.	30	2002
8.	29	1996
9.	28	1960
10.	27	1998

## Passing

### Yards Gained - Game

1.	537	vs. Fordham	2022
2.	427	vs. Akron	2022
3.	409	vs. Kent State	1983
4.	394	vs. Kent State	1977
5.	393	vs. Texas State	2016
	393	vs. Western Michigan	1993
6.	386	vs. Bowling Green	2014
7.	380	vs. Bowling Green	1983
8.	365	vs. Central Michigan	2008
9.	362	at Miami	2022
10.	355	vs. Ball State	1985

### Yards Gained - Season

1.	3,893	2022
2.	3,482	2011
3.	3,142	2016
4.	3,139	2012
5.	3,026	2015
6.	2,866	2019
7.	2,795	2008
8.	2,774	2009
9.	2,710	2018
10.	2,564	2007

### Average Yards per Game - Season

1.	278.1	2022
2.	248.7	2011
3.	241.5	2012
4.	232.9	2008
5.	232.8	2015
6.	224.4	2016
7.	223.2	1986
8.	220.5	2019
9.	216.9	1983
10.	213.7	2007



The Ohio offense averaged a school-record 40.1 points per game in 2018 behind QB Nathan Rourke.

## Passing Attempts

Game			
1.	66	vs. Bowling Green	1983
2.	64	vs. Bowling Green	2014
3.	58	vs. Western Michigan	1986
	58	vs. Ball State	1985
5.	54	vs. Central Michigan	1986
6.	52	vs. Tennessee	2009
7.	51	vs. Pittsburgh	2004
	51	vs. Virginia Tech	1971
9.	50	vs. Fordham	2022
	50	vs. Bowling Green	1985

## Season

1.	464	2022
2.	458	2016
3.	429	2011
4.	428	1986
5.	405	2015
6.	404	1985
7.	386	2008
8.	402	2012
	402	2009
9.	375	2014

## Passing Completions

Game			
1.	41	vs. Fordham	2022
1.	35	vs. Central Michigan	1986
2.	34	vs. Bowling Green	2014
3.	32	vs. Bowling Green	1983
4.	31	at Penn State	2012
	31	vs. Ball State	1985
6.	30	vs. Tennessee	2009
	30	vs. Kent State	1986
	30	vs. Bowling Green	1985
9.	29	vs. Wyoming	2008

## Season

1.	302	2022
2.	276	2011
3.	250	2016
	250	2012
4.	241	2015
5.	232	1986
6.	228	2008
	228	2009
	228	2023
7.	210	1983

## Touchdown Passes

Game			
1.	5	vs. Buffalo	2022
	5	vs. Akron	2008
2.	4	vs. FAU	2022
	4	vs. Fordham	2022
	4	at Akron	2019
	4	vs. Bowling Green	2018
	4	vs. Texas State	2016
	4	vs. Idaho	2014
	4	vs. Norfolk State	2012
	4	vs. Eastern Michigan	2007

## Season

1.	30	2011
2.	28	2022
3.	25	2018
4.	23	2012
	23	2009
5.	22	2016
6.	21	2019
	21	2008
7.	20	2010
	20	2017

## Interceptions Thrown

Game			
1.	7	vs. Toledo	1985
2.	6	vs. Penn State	1970
3.	5	vs. Pittsburgh	2002
	5	vs. Vanderbilt	1989
	5	vs. Northern Illinois	1985
	5	vs. Miami	1950

## Season

1.	30	1985
2.	24	1950
3.	22	1986
	22	1970
5.	20	2010
	20	1989
	20	1952
	20	1951
9.	17	1981
10.	16	Several Times (Last: 1994)



# TEAM RECORDS

# OHIO BOBCATS FOOTBALL

## Field Goals Made

### Game

1.	5	at Bowling Green	2011
2.	4	at Western Michigan	2022

### Season

1.	29	2016
2.	25	2011
3.	23	2012
4.	22	2022
4.	21	2009
5.	20	2007
6.	18	2013
7.	17	2014
	17	2023
9.	16	2015
	16	2021

## Punting

### Most Punts - Game

1.	14	vs. Marshall	1985
2.	13	vs. Bowling Green	1947
	13	vs. Virginia Tech	2007
4.	12	vs. Marshall	1986
	12	vs. Bowling Green	1982
	12	vs. Miami	1970
	12	vs. Cincinnati	1947
8.	11	vs. Miami	2005

### Most Punts - Season

1.	86	2005
2.	82	1993
	82	1995
4.	78	2006
5.	77	1978
6.	75	1987
7.	74	1995
8.	73	1994
9.	72	1986
10.	71	1982
	71	2016

### Highest Average - Game (min. 4 punts)

1.	56.5 (226/4)	vs. Buffalo	1999
2.	55.0 (330/6)	vs. Central Michigan	2001
3.	53.5 (321/6)	vs. Akron	1998
4.	52.2 (209/4)	vs. Northern Illinois	1999
5.	51.2 (461/9)	vs. Bowling Green	1975
6.	51.0 (255/5)	at New Mexico St.	2011
	51.0 (255/5)	vs. Bowling Green	2010
8.	50.6 (253/5)	vs. Marshall	2001
9.	50.2 (201/4)	vs. Miami	2000
10.	48.2 (241/5)	vs. Toledo	2005

## Punt Returns

### Most Returns - Game

1.	9	vs. Western Reserve	1950
2.	8	vs. Miami	1993

### Most Returns- Season

1.	43	2009
2.	41	2011
3.	40	1976
4.	38	2000
5.	37	2006
6.	36	1968
	36	1975
	36	1978
9.	34	2013

### Most Yards - Game

1.	202	vs. Western Reserve	1950
2.	116	at Eastern Michigan	2013
3.	115	vs. Eastern Michigan	2002
4.	109	vs. Akron	2004
5.	107	vs. Butler	1950
6.	102	vs. Kent State	1989
	102	vs. West Texas State	1964
8.	101	vs. Bowling Green	1989
9.	100	vs. Ball State	1988
10.	99	vs. Northern Illinois	2009

### Most Yards - Season

1.	497	1950
2.	485	2006
3.	454	2000
4.	433	2009
5.	356	2004
6.	327	2013
7.	320	1951
8.	317	2011
9.	312	1999
	312	1989

## Kick Returns

### Most Yards - Game

1.	261	vs. Miami	2007
2.	260	vs. Miami	2011
3.	221	vs. Tennessee	2009
4.	219	vs. East Carolina	1996
5.	208	vs. Wyoming	2007
6.	206	vs. Bowling Green	2008
7.	198	vs. Kent State	2013
	198	vs. Richmond*	1968
9.	190	vs. Western Michigan	2008
10.	189	vs. Akron	2007

### Most Yards - Season

1.	1,584	2007
2.	1,345	2008
3.	1,255	2011
4.	1,130	2010
5.	1,119	1989
6.	1,115	2022
	1,115	2002
7.	1,104	2013
8.	1,045	1986
9.	1,038	2009



Chris Garrett recorded 378 of Ohio's 485 punt return yards in 2006. The team came just 12 yards shy of tying the school record set in 1950.

## First Downs

### Game

1.	38	vs. Tennessee Tech	2000
2.	34	vs. UMass	2018
	34	at Bowling Green	2015
4.	33	vs. Eastern Michigan	1997
	33	vs. Eastern Michigan	1980
6.	32	vs. Fordham	2022
	32	vs. Buffalo	2018
	32	vs. Bowling Green	2018
8.	31	vs. Kent State	2019
	31	vs. Akron	2001

### Season

1.	327	2011
2.	318	2018
3.	302	2012
4.	297	2019
5.	292	2016
6.	291	2022
7.	289	2017
8.	285	2015
9.	255	2013
10.	254	2023

### Fewest - Game (max. 5)

1.	1	vs. Marshall	1997
2.	5	vs. Virginia Tech	2007
	5	vs. Miami	1995
	5	vs. Bowling Green	1966
	5	vs. Purdue	1964
	5	vs. Illinois	1950
	5	vs. Bowling Green	1947



## Offensive Plays

Game			
1.	110	vs. Bowling Green	2014
2.	104	vs. Marshall	1968
3.	100	vs. Virginia Tech	1971
4.	98	at Kansas	2016
5.	97	vs. Texas State	2016
	97	at Bowling Green	2015
	97	vs. Bowling Green	1983
8.	96	vs. Western Michigan	1975
	96	vs. Western Michigan	1973
9.	89	vs. Miami	1999
10.	88	at Buffalo	2015
	88	vs. Penn State	2012

## Season

1.	1026	2011
2.	1004	2016
3.	998	2012
4.	957	2022
5.	951	2015
6.	887	2013
7.	875	2017
8.	867	2018
9.	861	2019
10.	857	2009

## Yards Penalized

Game (min. 100)			
1.	161	vs. Buffalo	2005
2.	155	vs. Kent State	2007
3.	153	vs. Bowling Green	2014
4.	150	vs. Marshall	2015
5.	147	vs. Marshall	1988
6.	145	vs. Northern Illinois	1976
7.	141	at Kansas	2016
8.	138	vs. North Texas	2009
9.	130	vs. Western Reserve	1952
10.	126	vs. Miami	1977

## Season

1.	938	2015
2.	846	2007
3.	832	2011
4.	804	2006
5.	794	1989
6.	757	2009
7.	752	2016
8.	736	1997
9.	727	1988
10.	714	1996

## Interceptions By

Game			
1.	6	vs. Kent State	2005
	6	vs. Richmond*	1968
	6	vs. West Virginia	1949
4.	5	vs. Western Michigan	2022
	5	vs. Bowling Green	1985
	5	vs. Western Michigan	1969
	5	vs. Boston University	1960
8.	4	Several Times	
		Last: vs Miami	2015
		at Buffalo	2015

## Season

1.	26	1952
2.	21	1960
3.	20	2009
	20	1953
5.	18	1968
6.	17	2010
	17	1970
	17	1979
	17	1999
10.	16	2018
	16	1962
	16	1951
	16	1982



The 2011 team won the Famous Idaho Potato Bowl with a 24-23 victory over Utah State. It was the first Ohio team to win a bowl game. The Bobcats finished the year with a 10-4 record.

## Quarterback Sacks

Game			
1.	9	vs. Bowling Green	1996
2.	8	at Akron	2013
	8	vs. Miami	1999
4.	7	at Akron	2021
	7	at Miami	2016
	7	vs. Ball State	1999
	7	vs. Buffalo	1999
7.	6	vs. Kent State	2023
	6	vs. Buffalo	2022
	6	vs. Texas State	2016
	6	vs. Buffalo	2016
	6	vs. UCF	2004

## Season

1.	44	2016
2.	38	1996
3.	36	2013
	36	2022
5.	34	1997
6.	32	2003
7.	31	2023
	31	1999
9.	28	2017
10.	27	1995

## Tackles for Loss

Game			
1.	19	vs. Akron	1998
2.	17	vs. Buffalo	1999
3.	14	vs. Akron	2002
	14	vs. Miami	1999
	14	vs. Kent State	2006
6.	13	vs. Texas State	2016
	13	vs. Southern Mississippi*	2006
	13	vs. Iowa State	2000
	13	vs. Temple	2008
10.	12	at Kent State	2018
	12	vs. UCF	2004
	12	vs. Buffalo	2003
	12	vs. Ball State	1999

## Season

1.	104	2016
2.	103	2006
3.	102	1996
4.	88	1999
5.	87	2023
6.	86	2022
7.	83	2003
	83	1997
9.	81	2011
	81	2007

## Streaks

Longest Unbeaten Streak		
19 (18-0-1)		1928-30
11 (9-0-2)		1939-40

Longest Winning Streak		
12		1928-30
11		1960-61

Longest Winless Streak		
15 (0-15-0)		1992-93
13 (0-9-4)		1909-11

Longest Losing Streak		
15		1992-93
12 (Four Times; Last: 1994-95)		

Longest MAC Unbeaten Streak		
10 (9-0-1)		1952-54
9 (9-0-0)		1967-69

Longest MAC Winning Streak		
9		1967-69
7		1960-61
7		2022

Longest MAC Winless Streak		
18 (0-18-0)		1985-87
16 (0-14-2)		1989-91

Longest MAC Losing Streak		
18		1985-87
11		1992-93

Consecutive Shutouts		
7		1929-30

Consecutive Games Without Scoring		
11		1909-11

Consecutive Winning Seasons		
19 (122-39-11)		1924-42

Consecutive Winning MAC Seasons		
7 (24-13-2)		1949-55





**A.J. Ouellette rushed for over 1,000 yards in a season twice in his career and ranks in the program's top-four in rushing yards and TDs.**

## Most Yards

### Game

1.	282	Kareem Wilson vs. Bowling Green	1996
2.	275	Dick Conley vs. Marshall	1966
3.	269	Beau Blankenship vs. UMass	2012
4.	264	Kalvin McRae vs. Ball State	2005
5.	257	Arnold Welcher vs. Marshall	1975
6.	252	Tim Worner vs. Toledo	1972
7.	247	Arnold Welcher vs. W. Michigan	1975
8.	224	Kalvin McRae vs. Buffalo	2005
9.	222	Steveland Hookfin vs. N. Illinois	1998
	222	Chris Garrett vs. Miami	2008

### Season

1.	1,604	Beau Blankenship	2012
2.	1,434	Kalvin McRae	2007
3.	1,315	Steveland Hookfin	1998
4.	1,306	A.J. Ouellette	2018
5.	1,252	Kalvin McRae	2006
6.	1,175	Arnold Welcher	1975
7.	1,153	Kalvin McRae	2005
8.	1,125	Steveland Hookfin	1996
9.	1,099	Chad Brinker	2002
10.	1,085	Tim Curtis	1991

### Career

1.	4,398	Kalvin McRae	2004-07
2.	3,972	Steveland Hookfin	1995-98
3.	3,829	A.J. Ouellette	2014-18
4.	3,597	Kareem Wilson	1995-98
5.	2,995	Tim Curtis	1990-93
6.	2,976	Beau Blankenship	2011-13
7.	2,826	Chad Brinker	1999-02
8.	2,634	Nathan Rourke	2017-19
9.	2,614	Kevin Babcock	1976-79
10.	2,525	Arnold Welcher	1974-77

## Most Carries

### Game

1.	43	Beau Blankenship vs. UMass	2012
43		Bill Gary vs. Kent State	1970
2.	42	Kalvin McRae vs. Bowling Green	2007
42		Glenn Hunter vs. Miami	1984
4.	42	Arnold Welcher vs. Western Michigan	1975
5.	41	L.C. Lyons vs. Kent State	1974
41		Bill Gary vs. Bowling Green	1970
41		Bob Houmard vs. Xavier	1966
8.	38	Tim Worner vs. Toledo	1972
9.	37	Quinn Stumpf vs. Cincinnati	1950
10.	36	Arnold Welcher vs. Wm & Mary	1975

### Season

1.	312	Beau Blankenship	2012
2.	294	Kalvin McRae	2007
3.	*275	Kareem Wilson	1996
4.	273	Steveland Hookfin	1998
5.	271	Tim Curtis	1991
6.	265	Bill Gary	1970
7.	258	Kalvin McRae	2006
8.	244	Kareem Wilson	1995
9.	238	John Caldwell	1987
10.	236	Arnold Welcher	1975

### Career

1.	903	Kalvin McRae	2004-07
2.	*885	Kareem Wilson	1995-98
3.	767	Steveland Hookfin	1995-98
4.	750	Tim Curtis	1990-93
5.	719	A.J. Ouellette	2014-18
6.	675	Kevin Babcock	1976-79
7.	609	Beau Blankenship	2011-13
8.	549	Chad Brinker	1999-02
9.	544	Arnold Welcher	1974-77
10.	540	Dontrell Jackson	1999-02

\*NCAA record for quarterbacks

## Highest Average Per Carry

### Game (min. 10 carries)

1.	14.8	Kareem Wilson vs. Bowling Green	1996
2.	14.1	Dontrell Jackson vs. Central Michigan	2000
3.	12.7	Chad Brinker vs. Iowa State	2001
5.	11.8	Nathan Rourke vs. UMass	2018
5.	11.3	Ray Huston vs. Central Michigan	2001
6.	11.0	Nathan Rourke vs. Buffalo	2018
11.0		Nathan Rourke at Akron	2017
11.0		Riz Buckman vs. Eastern Michigan	1997
9.	10.7	Jamel Patterson vs. Akron	2000
10.7		Arnold Welcher vs. Marshall	1975

### Season (min. 75 carries)

1.	7.34	Erland Ahlberg	1954
2.	6.97	Tom Ascani	1953
3.	6.86	Riz Buckman	1997
4.	6.70	Nathan Rourke	2017
5.	6.65	Phil Bates	2010
6.	6.46	Jamel Patterson	1999
7.	6.42	Nathan Rourke	2018
8.	6.38	De'Montre Tuggle	2019
9.	6.30	O'Shaan Allison	2019
10.	6.13	A.J. Ouellette	2018

### Career (min. 200 carries)

1.	6.73	Erland Ahlberg	1953-55
2.	6.20	Nathan Rourke	2017-19
3.	5.60	Jamel Patterson	1998-01
4.	5.33	A.J. Ouellette	2014-18
5.	5.18	Steveland Hookfin	1995-98
6.	5.15	Chad Brinker	1999-02
7.	5.00	Donte Harden	2007-11
8.	4.90	Beau Blankenship	2011-13
9.	4.87	Kalvin McRae	2004-07
10.	4.82	Arnold Welcher	1974-77

## Most Yards Per Game

### Season (min. 7 games)

1.	123.4	Beau Blankenship	2012
2.	119.5	Kalvin McRae	2007
119.5		Steveland Hookfin	1998
4.	118.2	Bill Gary	1970
5.	106.8	Arnold Welcher	1975
6.	104.8	Kalvin McRae	2005
7.	100.5	A.J. Ouellette	2018
8.	98.6	Tim Curtis	1991
9.	94.0	Arnold Welcher	1976
10.	93.8	Steve Hookfin	1996

### Career (min. 20 games)

1.	91.6	Kalvin McRae	2004-07
2.	90.3	Steveland Hookfin	1995-98
3.	81.8	Kareem Wilson	1995-98
4.	80.4	Andrew Greer	1988-89
5.	76.6	A.J. Ouellette	2014-18
6.	76.3	Beau Blankenship	2011-13
7.	74.4	Chad Brinker	1999-02
8.	69.7	Tim Curtis	1990-93
9.	67.0	Nathan Rourke	2017-19
10.	59.4	Kevin Babcock	1976-79

## Most Touchdowns

### Game

1.	4	Nathan Rourke vs. Akron	2018
4		Beau Blankenship vs. ULM	2012
4		Chad Brinker vs. Eastern Michigan	2002
4		Kareem Wilson vs. Bowling Green	1996
4		Tim Curtis vs. Kent State	1991
4		Andy Vetter vs. Northern Illinois	1976
4		Dick Conley vs. Marshall	1966
4		Jim Albert vs. Western Michigan	1963

### Season

1.	21	Nathan Rourke	2017
2.	19	Kalvin McRae	2007
3.	15	Nathan Rourke	2018
15		Beau Blankenship	2012
15		Kalvin McRae	2006
6.	14	Kareem Wilson	1996
7.	13	Nathan Rourke	2019
13		Kareem Wilson	1998
13		Andy Vetter	1976
13		Sieh Bangura	2022
10.	12	A.J. Ouellette	2018
12		Bob Houmard	1968

### Career

1.	49	Nathan Rourke	2017-19
49		Kareem Wilson	1995-98
3.	45	Kalvin McRae	2004-07
4.	32	A.J. Ouellette	2014-18
5.	29	Steveland Hookfin	1995-98
6.	27	Chad Brinker	1999-02
7.	25	Andy Vetter	1974-77
8.	24	Beau Blankenship	2011-13
9.	21	Bob Brooks	1958-60
10.	20	Cleve Bryant	1967-69
20		Sieh Bangura	2021-23

## Longest Run from Scrimmage

1.	99 (TD)	Armani Rogers vs. Buffalo	2021
2.	93 (TD)	Glenn Hunter vs. E. Michigan	1983
3.	92 (TD)	Chris Stefan vs. Xavier	1947
4.	88 (TD)	Ed Roberts vs. Western Reserve	1950
88 (TD)		Erland Ahlberg vs. Toledo	1950
6.	86 (TD)	Bob Brooks vs. Xavier	1959
7.	81 (TD)	Donte' Harden vs. Temple	2011
8.	80 (TD)	Justin Fitzgerald vs. Ball St.	2005
80 (TD)		Jamel Patterson vs. N. Iowa	1999
10.	79 (TD)	Chris Garrett vs. Miami	2008



## Rushing Leaders by Class

### Freshmen\*

1.	1,078	Sieh Bangura	2022
2.	893	Kareem Wilson	1995
3.	869	O'Shaan Allison	2019
4.	785	A.J. Ouellette	2014
5.	731	David Houseton	1973

### Sophomores

1.	1,175	Arnold Welcher	1975
2.	1,153	Kalvin McRae	2005
3.	1,125	Stevland Hookfin	1996
4.	1,072	Kareem Wilson	1996
5.	1,064	Bill Gary	1970

### Juniors

1.	1,604	Beau Blankenship	2012
2.	1,252	Kalvin McRae	2006
3.	1,085	Tim Curtis	1991
4.	1,034	Arnold Welcher	1976
5.	1,006	A.J. Ouellette	2017

### Seniors

1.	1,434	Kalvin McRae	2007
2.	1,315	Stevland Hookfin	1998
3.	1,306	A.J. Ouellette	2018
4.	1,099	Chad Brinker	2002
5.	986	Donte' Harden	2011

\*Freshman were not eligible for varsity competition until 1972.

## Most 100-Yard Games

### Season

1.	9	Beau Blankenship	2012
2.	8	Kalvin McRae	2006
	8	Stevland Hookfin	1998
4.	7	Kalvin McRae	2007
	7	Arnold Welcher	1976
6.	6	Stevland Hookfin	1996
	6	Arnold Welcher	1975
	6	L.C. Lyons	1974
	6	Bill Gary	1970
10.	5	A.J. Ouellette	2018
	5	Nathan Rourke	2017
	5	Kalvin McRae	2005
	5	Chad Brinker	2002
	5	Kareem Wilson	1995
	5	Tim Curtis	1991
	5	Rich Bevly	1974
	5	Dave Houseton	1973
	5	Dave LeVeck	1968
	5	Erland Ahlberg	1954

### Career

1.	21	Kalvin McRae	2004-07
2.	19	Stevland Hookfin	1995-98
3.	15	Kareem Wilson	1995-98
4.	14	A.J. Ouellette	2014-18
	14	Arnold Welcher	1974-77
6.	12	Beau Blankenship	2011-13
7.	10	Chad Brinker	1999-02
	10	Tim Curtis	1990-93
9.	9	Nathan Rourke	2017-19
10.	8	Robert Brooks	1958-60
	8	Bill Gary	1970-71, 73
	8	Dave Houseton	1973-76
	8	L.C. Lyons	1972-74

Year	Player	Yards	Att.	Avg.	TDs
1950	Quinn Stumpf	609	142	4.3	5
1951	Ed Roberts	564	128	4.4	6
1952	Dick Phillips	345	78	4.4	4
1953	Tom Ascani	537	77	7.0	7
1954	Erland Ahlberg	837	114	7.3	8
1955	Erland Ahlberg	519	89	5.8	4
1956	Records Incomplete				
1957	Records Incomplete				
1958	Records Incomplete				
1959	Records Incomplete				
1960	Robert Brooks	830	165	5.0	8
1961	Otis Wagner	441	86	5.1	3
1962	Jim Albert	375	88	4.3	4
1963	Jim Albert	707	122	5.8	8
1964	Wash Lyons	835	192	4.3	6
1965	Sam Bogan	308	75	4.1	1
1966	Bob Houmard	641	189	3.4	5
1967	Dick Conley	841	226	3.7	9
1968	Dave LeVeck	850	175	4.9	11
1969	Dave LeVeck	464	106	4.4	4
1970	Bill Gary	1,064	265	4.0	11
1971	Dave Juenger	646	211	3.1	11
1972	L.C. Lyons	554	161	3.4	5
1973	Houseton, Dave	731	209	3.5	6
1974	L.C. Lyons	928	231	4.0	7
1975	Arnold Welcher	1,175	236	5.0	7
1976	Arnold Welcher	1,034	213	4.9	4
1977	Kevin Babcock	585	147	4.0	3
1978	Kevin Babcock	861	232	3.7	1
1979	Tony Carifa	700	156	4.5	8
1980	Tony Carifa	853	198	4.3	6
1981	Todd Yoho	500	113	4.4	4
1982	Orvell Johns	451	130	3.5	4
1983	Glenn Hunter	338	92	3.7	2
1984	Glenn Hunter	800	228	3.5	5
1985	Jesse Owens	709	209	3.4	3
1986	Jesse Owens	557	161	3.5	5
1987	John Caldwell	950	238	4.0	2
1988	Andrew Greer	863	193	4.5	8
1989	Andrew Greer	905	192	4.7	7
1990	Ricky Howell	832	192	4.3	5
1991	Tim Curtis	1,085	271	4.0	10
1992	Tim Curtis	825	213	3.9	4
1993	Tim Curtis	829	217	3.8	3
1994	Lakarlos Townsend	676	199	3.4	1
1995	Kareem Wilson	893	244	3.7	10
1996	Stevland Hookfin	1,125	195	5.8	9
1997	Stevland Hookfin	864	159	5.4	9
1998	Stevland Hookfin	1,315	273	4.8	11
1999	Chad Brinker	600	121	5.0	5
2000	Dontrell Jackson	864	155	5.6	2
2001	Jamel Patterson	638	117	5.5	5
2002	Chad Brinker	1,099	228	4.8	10
2003	Fred Ray	382	77	5.0	8
2004	Kalvin McRae	559	142	3.9	4
2005	Kalvin McRae	1,153	209	5.5	7
2006	Kalvin McRae	1,252	258	4.9	15
2007	Kalvin McRae	1,434	294	4.9	19
2008	Chris Garrett	554	117	4.5	5
2009	Chris Garrett	621	147	4.2	2
2010	Vince Davidson	580	138	4.0	6
2011	Donte' Harden	986	187	5.3	2
2012	Beau Blankenship	1,604	312	5.1	15
2013	Beau Blankenship	934	204	4.5	5
2014	A.J. Ouellette	785	160	4.9	7
2015	A.J. Ouellette	687	151	4.5	6
2016	Dorian Brown	825	158	5.2	4
2017	A.J. Ouellette	1,006	192	5.2	7
2018	A.J. Ouellette	1,360	213	6.1	12
2019	O'Shaan Allison	823	129	6.4	12



# RUSHING RECORDS

# OHIO BOBCATS FOOTBALL

Year	Player	Yards	Att.	Avg.	TDs
2020*	De'Montre Tuggle	404	53	7.6	6
2021	De'Monte Tuggle	791	133	5.9	7
2022	Sieh Bangura	1,078	222	4.9	13
2023	Sieh Bangura	811	178	4.6	7

\*Season shortened due to COVID-19





**BEAU BLANKENSHIP**

Year	Yds.	Att.	TDs	Yds./Att.	Yds/G
2012	1,604	312	15	5.1	123.4



**CHAD BRINKER**

Year	Yds.	Att.	TDs	Yds./Att.	Yds/G
2002	1,099	228	10	4.8	91.6



**TIM CURTIS**

Year	Yds.	Att.	TDs	Yds./Att.	Yds/G
1991	1,085	271	10	4.0	98.6



**BILL GARY**

Year	Yds.	Att.	TDs	Yds./Att.	Yds/G
1970	1,064	265	11	4.0	118.2



**STEVELAND HOOKFIN**

Year	Yds.	Att.	TDs	Yds./Att.	Yds/G
1996	1,125	195	9	5.8	93.8
1998	1,315	273	9	4.8	119.5



**KALVIN McRAE**

Year	Yds.	Att.	TDs	Yds./Att.	Yds/G
2005	1,153	209	7	5.5	104.8
2006	1,252	258	15	4.9	89.4
2007	1,434	294	19	4.9	119.5



**A.J. OUELLETTE**

Year	Yds.	Att.	TDs	Yds./Att.	Yds/G
2017	1,006	192	7	5.6	77.4
2018	1,306	213	12	6.1	100.5



**ARNOLD WELCHER**

Year	Yds.	Att.	TDs	Yds./Att.	Yds/G
1975	1,175	236	7	5.0	106.8
1976	1,034	213	4	4.9	94.0



**KAREEM WILSON**

Year	Yds.	Att.	TDs	Yds./Att.	Yds/G
1996	1,072	*275	14	3.9	89.3

\*NCAA record for quarterbacks





**Quarterback Tyler Tettleton is Ohio's career leader in passing yards, attempts, completions and touchdowns.**

## Most Completions

### Game

1.	41	Kurtis Rourke vs. Fordham	2022
2.	35	Bruce Porter vs. C. Michigan	1986
3.	32	Derrius Vick at Buffalo	2015
32		Donny Harrison vs. Bowling Green	1983
4.	31	Kurtis Rourke vs. Kent State	2021
31		Tyler Tettleton at Penn State	2012
31		Dennis Swearingen vs. Ball St.	1985
5.	30	Theo Scott vs. Tennessee	2009
30		Bruce Porter vs. Kent St.	1986
30		Dennis Swearingen vs. Bowling Green	1985
6.	29	Donny Harrison vs. Kent St.	1983
7.	28	Tyler Tettleton vs. Kent St.	2011

### Season

1.	267	Tyler Tettleton	2011
2.	244	Kurtis Rourke	2022
3.	230	Tyler Tettleton	2013
4.	228	Tyler Tettleton	2012
5.	216	Bruce Porter	1986
6.	203	Donny Harrison	1983
7.	200	Nathan Rourke	2019
8.	199	Theo Scott	2009
9.	195	Dennis Swearingen	1985
195		Kurtis Rourke	2023

### Career

1.	734	Tyler Tettleton	2009-13
2.	638	Kurtis Rourke	2019-23
3.	525	Nathan Rourke	2017-19
4.	452	Sammy Shon	1978-81
5.	408	Anthony Thornton	1987-90
6.	351	Boo Jackson	2008-10
7.	334	Donny Harrison	1979-83
8.	330	Dennis Swearingen	1982-85
9.	305	Austen Everson	2003-06
10.	291	Theo Scott	2007-09

## Most Touchdowns

### Game

1.	5	Kurtis Rourke vs. Buffalo	2022
5		Boo Jackson vs. Akron	2008
2.	4	Kurtis Rourke vs. Fordham	2022
4		Nathan Rourke at Akron	2019
4		Nathan Rourke vs. Bowling Green	2018
4		Greg Windham vs. Texas St.	2016
4		Tyler Tettleton at EMU	2013

### Season

1.	28	Tyler Tettleton	2011
2.	25	Kurtis Rourke	2022
3.	21	Tyler Tettleton	2013
4.	23	Nathan Rourke	2018
5.	20	Nathan Rourke	2019
20		Theo Scott	2009
6.	19	Boo Jackson	2008
7.	18	Tyler Tettleton	2012
18		Boo Jackson	2010
8.	17	Nathan Rourke	2017
9.	14	Sammy Shon	1981
14		Cleve Bryant	1968

### Career

1.	67	Tyler Tettleton	2009-13
2.	60	Nathan Rourke	2017-19
3.	50	Kurtis Rourke	2019-23
4.	38	Boo Jackson	2008-10
5.	29	Cleve Bryant	1967-69
6.	26	Theo Scott	2007-09
7.	24	Sammy Shon	1978-81
8.	21	Bill Frederick	1951-54
9.	20	Rich Bevely	1972-74
10.	19	Andy Vetter	1974-77

## Most Yards

### Game

1.	537	Kurtis Rourke vs. Fordham	2022
2.	427	Kurtis Rourke vs. Akron	2022
3.	409	Donny Harrison vs. Kent St.	1983
4.	394	Andy Vetter vs. Kent St.	1977
5.	393	Greg Windham vs. Texas St.	2016
6.	380	Donny Harrison vs. Bowling Green	1983
7.	375	Tyler Tettleton at EMU	2013
8.	365	Boo Jackson vs. CMU	2008
9.	362	Kurtis Rourke at Miami	2022
10.	355	Dennis Swearingen vs. Ball St.	1985

### Season

1.	3,302	Tyler Tettleton	2011
2.	3,256	Kurtis Rourke	2022
2.	2,851	Tyler Tettleton	2013
3.	2,844	Tyler Tettleton	2012
4.	2,820	Nathan Rourke	2019
5.	2,434	Nathan Rourke	2018
6.	2,369	Theo Scott	2009
7.	2,366	Sammy Shon	1981
8.	2,355	Boo Jackson	2008
9.	2,309	Donny Harrison	1983

### Career

1.	9,125	Tyler Tettleton	2009-13
2.	7,650	Kurtis Rourke	2019-23
3.	7,457	Nathan Rourke	2017-19
4.	5,412	Sammy Shon	1978-81
5.	5,199	Anthony Thornton	1987-90
6.	4,446	Boo Jackson	2008-10
7.	3,856	Donny Harrison	1979-83
8.	3,586	Austen Everson	2003-06
9.	3,475	Dennis Swearingen	1982-85
10.	3,414	Cleve Bryant	1967-69

## Most Attempts

### Game

1.	64	Donny Harrison vs. Bowling Green	1983
2.	58	Dennis Swearingen vs. Ball St.	1985
3.	57	Bruce Porter vs. W. Michigan	1986
4.	56	JD Sprague vs. Bowling Green	2014
5.	54	Bruce Porter vs. C. Michigan	1986
6.	52	Theo Scott vs. Tennessee	2009
7.	51	Derrius Vick at Buffalo	2015
8.	50	Dennis Swearingen vs. Bowling Green	1985
50		Kurtis Rourke vs. Fordham	2022
9.	46	Greg Windham vs. Texas St.	2016

### Season

1.	415	Tyler Tettleton	2011
2.	383	Bruce Porter	1986
383		Dennis Swearingen	1985
4.	371	Tyler Tettleton	2013
5.	367	Tyler Tettleton	2012
6.	357	Donny Harrison	1983
7.	353	Kurtis Rourke	2022
8.	344	Theo Scott	2009
9.	328	Nathan Rourke	2019
10.	320	Sammy Shon	1981

### Career

1.	1,176	Tyler Tettleton	2009-13
2.	963	Kurtis Rourke	2019-23
3.	894	Nathan Rourke	2017-19
4.	889	Anthony Thornton	1987-90
5.	805	Sammy Shon	1978-81
6.	608	Austen Everson	2003-06
7.	603	Dennis Swearingen	1982-85
8.	591	Donny Harrison	1979-83
9.	581	Boo Jackson	2008-10
10.	507	Cleve Bryant	1967-69



## Completion Percentage

### Game (min. 10 attempts)

1.	.900 (18-20)	Nathan Rourke at Kent State	2018
2.	.889 (24-27)	Kurtis Rourke vs. Akron	2022
3.	.875 (14-16)	Kurtis Rourke vs. Bowling Green	2023
4.	.867 (10-13)	Tyler Tettleton vs. Austin Peay	2013
5.	.857 (12-14)	Nathan Rourke at Western Michigan	2018
6.	.833 (10-12)	Ryan Hawk vs. Kent State	2003
7.	.820 (41-50)	Kurtis Rourke vs. Fordham	2022
8.	.818 (9-11)	Dontrell Jackson vs. Akron	2001
	.818 (9-11)	Dontrell Jackson vs. Kent State	2000
10.	.816 (31-38)	Kurtis Rourke vs. Kent State	2021

### Season (min. 75 attempts)

1.	.691 (244-353)	Kurtis Rourke	2022
2.	.652 (169-259)	Kurtis Rourke	2021
3.	.643 (267-415)	Tyler Tettleton	2011
4.	.637 (158-248)	Derrius Vick	2015
5.	.635(195-307)	Kurtis Rourke	2023
6.	.632 (117-185)	Dennis Swearingen	1984
7.	.621 (228-367)	Tyler Tettleton	2012
8.	.620 (230-371)	Tyler Tettleton	2013
9.	.610 (200-328)	Nathan Rourke	2019
10.	.608 (149-245)	Boo Jackson	2010

### Career (min. 200 attempts)

1.	.660(638-963)	Kurtis Rourke	2019-2023
2.	.624 (734-1,176)	Tyler Tettleton	2009-2013
3.	.604 (292-483)	Derrius Vick	2011-2015
4.	.587 (525-894)	Nathan Rourke	2017-19
5.	.586 (291-497)	Theo Scott	2007-2009
6.	.565 (334-591)	Donny Harrison	1979-83
7.	.561 (452-805)	Sammy Shon	1978-81
8.	.556 (351-631)	Boo Jackson	2009-2012
9.	.554 (195-352)	Andy Vetter	1974-77
10.	.553 (168-304)	Brad Bower	2006-07

## Most Yards Per Game

### Season (min. 5 games)

1.	296.0	Kurtis Rourke	2022
2.	237.0	Tyler Tettleton	2012
3.	235.9	Tyler Tettleton	2011
4.	228.1	Bruce Porter	1986
5.	219.3	Tyler Tettleton	2013
6.	216.9	Nathan Rourke	2019
7.	215.1	Sammy Shon	1981
8.	209.9	Donny Harrison	1983
9.	200.6	Kurtis Rourke	2023
9.	196.2	Boo Jackson	2008

### Career (min. 20 games)

1.	212.5	Kurtis Rourke	2019-2023
2.	191.2	Nathan Rourke	2017-19
3.	186.2	Tyler Tettleton	2009-2013
4.	164.7	Boo Jackson	2008-10
5.	129.9	Theo Scott	2007-09
6.	123.8	Anthony Thornton	1987-90
7.	123.0	Sammy Shon	1978-81
8.	116.0	Derrius Vick	2011-2015
9.	113.8	Cleve Bryant	1967-69
10.	106.8	Ryan Hawk	2003-04

## Most Interceptions Thrown

### Game

1.	6	Steve Skiver vs. Penn State	1970
2.	5	Jeff Baker vs. Vanderbilt	1989
3.	4	16 Times	
		Last: Derrius Vick vs Buffalo	2015

### Season

1.	26	Dennis Swearingen	1985
2.	22	Steve Skiver	1970
3.	17	Boo Jackson	2010
	17	Sammy Shon	1981
5.	16	Donny Harrison	1983
6.	15	Anthony Thornton	1988
	15	Cleve Bryant	1967
8.	14	Bruce Porter	1986
	14	Sammy Shon	1980
10.	13	Anthony Thornton	1989
	13	Andy Vetter	1977

### Career

1.	46	Sammy Shon	1978-81
2.	40	Anthony Thornton	1987-90
3.	38	Dennis Swearingen	1982-85
4.	29	Steve Skiver	1968-70
	29	Boo Jackson	2008-10
6.	28	Tyler Tettleton	2009-13
7.	27	Cleve Bryant	1967-69
8.	26	Donny Harrison	1979-83
9.	25	Austen Everson	2003-06
	25	Bill Frederick	1951-54

## Most Yards Per Attempt

### Game (min. 5 attempts)

1.	22.3	Kareem Wilson vs. W. Michigan	1996
2.	16.0	Nathan Rourke vs. Bowling Green	2018
3.	15.4	Theo Scott vs. Temple	2009
4.	15.0	Tyler Tettleton vs. ULM	2012
5.	14.7	Fred Ray vs. E. Michigan	2002
6.	14.5	Dontrell Jackson vs. W. Michigan	2000
7.	14.2	Nathan Rourke at Kent State	2018
	14.2	Tyler Tettleton vs. APSU	2013
9.	14.0	Ryan Hawk vs. Kent St.	2003
	14.0	Dontrell Jackson vs. Miami	1999

### Season (min. 75 attempts)

1.	11.3	Kurtis Rourke	2023
2.	8.9	Nathan Rourke	2018
	8.9	Bob Babbitt	1962
4.	8.6	Nathan Rourke	2019
	7.9	Tyler Tettleton	2011
6.	7.7	Tyler Tettleton	2013
	7.7	Tyler Tettleton	2012
	7.7	Boo Jackson	2010
	7.7	Boo Jackson	2008
	7.7	Ryan Hawk	2003

### Career (min. 200 attempts)

1.	8.3	Nathan Rourke	2017-19
2.	7.9	Kurtis Rourke	2019-23
3.	7.8	Tyler Tettleton	2009-13
4.	7.7	Boo Jackson	2008-10
5.	7.2	Brad Bower	2006-07
	7.2	Andy Vetter	1974-77
7.	6.9	Bill Frederick	1951-54
8.	6.8	Theo Scott	2007-09
9.	6.7	Sammy Shon	1978-81
	6.7	Cleve Bryant	1967-69

## Most Yards Per Completion

### Game (min. 3 completions)

1.	40.7	Kareem Wilson vs. E. Michigan	1998
2.	34.7	Austen Everson vs. Kentucky	2004
3.	30.2	Kareem Wilson vs. Kansas St.	1997
4.	29.5	Austen Everson vs. UCF	2003
5.	29.0	Dontrell Jackson vs. W. Michigan	2000
6.	26.8	Kareem Wilson vs. W. Michigan	1996
7.	25.5	Bob Babbitt vs. Iowa St.	1962
8.	25.0	Kareem Wilson vs. Kent St.	1995
9.	24.1	Nathan Rourke vs. Bowling Green	2018
	24.1	Cleve Bryant vs. Kansas	1967

### Season (min. 50 completions)

1.	17.7	Bob Babbitt	1962
2.	17.0	Cleve Bryant	1967
3.	16.3	Dontrell Jackson	2000
4.	16.2	Rich Bevy	1973
5.	15.6	Cleve Bryant	1968
6.	15.4	Rich Bevy	1972
7.	15.9	Austen Everson	2006
8.	14.8	Nathan Rourke	2018
	14.8	Anthony Thornton	1988
10.	14.3	Dontrell Jackson	1999

### Career (min. 100 completions)

1.	16.7	Kareem Wilson	1995-98
2.	15.5	Bill Frederick	1951-54
3.	15.2	Rich Bevy	1972-74
4.	15.1	Cleve Bryant	1967-69
5.	14.2	Nathan Rourke	2017-19
6.	14.0	Steve Skiver	1968-70
7.	13.9	Dontrell Jackson	1999-02
8.	13.0	Wes Danyo	1963-65
	13.0	Andy Vetter	1974-77
	13.0	Brad Bower	2006-07

## Highest Passing Efficiency

### Season (min. 75 attempts)

1.	167.7	Kurtis Rourke	2022
2.	156.3	Nathan Rourke	2018
3.	150.3	Nathan Rourke	2019
4.	148.6	Tyler Tettleton	2011
5.	141.2	Tyler Tettleton	2012
6.	139.4	Bob Babbitt	1962
7.	138.8	Tyler Tettleton	2013
8.	137.8	Boo Jackson	2008
9.	136.6	JD Sprague	2015
10.	133.5	Derrius Vick	2015

### Career (min. 200 attempts)

1.	146.5	Nathan Rourke	2017-19
2.	141.6	Tyler Tettleton	2009-13
3.	136.2	Boo Jackson	2008-10
4.	134.0	Derrius Vick	2011-15
5.	126.1	Theo Scott	2007-09
6.	119.9	Andy Vetter	1974-77
7.	117.7	Brad Bower	2006-07
8.	114.5	Fred Ray	2000-03
9.	113.7	Ryan Hawk	2003-04
10.	112.6	Donny Harrison	1979-83



## Passing Leaders by Class

### Freshmen\*

1.	949	Anthony Thornton	1987
2.	745	Dontrell Jackson	1999
3.	657	Kareem Wilson	1995
4.	491	Austen Everson	2003
5.	208	Dennis Swearingen	1982

### Sophomores

1.	3,302	Tyler Tettleton	2011
2.	2,203	Nathan Rourke	2017
2.	1,336	Sammy Shon	1979
3.	1,162	Anthony Thornton	1988
4.	1,157	Cleve Bryant	1967

### Juniors

1.	3,257	Kurtis Rourke	2022
2.	2,844	Tyler Tettleton	2012
3.	2,434	Nathan Rourke	2018
4.	2,355	Boo Jackson	2008
5.	1,855	Tom Dubs	1991

### Seniors

1.	2,851	Tyler Tettleton	2013
2.	2,820	Nathan Rourke	2019
3.	2,366	Sammy Shon	1981
4.	2,309	Donny Harrison	1983
5.	2,281	Bruce Porter	1986

\*Freshman were not eligible for varsity competition until 1972.

## Longest Passing Play

1.	98 (TD)	Tom Dubs to Richard Hill vs. Kent State	1991
2.	89 (TD)	Austen Everson to Scott Mayle vs. Kentucky	2004
3.	83 (TD)	Austen Everson to Anthony Hackett vs. Miami	2003
4.	80 (TD)	Derrius Vick to Donte Foster vs. East Carolina	2013
	80 (TD)	Tyler Tettleton to Chase Cochran at EMU	2013
	80 (TD)	Ryan Hawk to Scott Mayle vs. Iowa State	2003
	80 (TD)	Ryan Hawk to Scott Mayle vs. Buffalo	2003
7.	79 (TD)	Tyler Tettleton to Donte' Foster vs. EMU	2012
8.	78 (TD)	Tyler Tettleton to LaVon Brazill vs. Akron	2011
9.	77 (TD)	Boo Jackson to Chris Garrett vs. Central Michigan	2008
10.	76 (TD)	Nathan Rourke to Papi White vs. Bowling Green	2018
	76	Cleve Bryant to Todd Snyder vs. Miami	1967

## Annual Leaders

Year	Player	Yards	Comp.	Att.	Pct.	TD	INT	Effc.
1950	Tom Anderson	633	42	111	47.8	6	12	82.0
1951	Larry Lawrence	407	33	95	34.7	2	8	60.8
1952	Bill Frederick	845	49	115	42.6	8	11	108.2
1953	Bill Frederick	627	45	89	50.6	8	11	114.7
1954	Bill Frederick	404	27	68	39.7	5	2	108.0
1955	Don McBride	499	42	76	55.3	1	4	104.2
1956	Records Incomplete							
1957	Records Incomplete							
1958	Records Incomplete							
1959	Records Incomplete							
1960	Dave Wagner	554	28	55	50.9	4	1	155.9
1961	Bob Babbitt	573	41	75	54.7	3	1	129.4
1962	Bob Babbitt	1,010	57	113	50.4	9	7	139.4
1963	Wes Danyo	635	42	108	38.9	2	8	79.6
1964	Larry Bainter	443	30	79	38.0	2	3	85.8
1965	Sam Fornsaglio	305	26	51	51.0	3	3	108.9
1966	Ron Delucca	655	44	111	39.6	6	6	96.2
1967	Cleve Bryant	1,157	68	180	37.8	8	15	89.8
1968	Cleve Bryant	1,524	98	200	49.0	14	5	131.1
1969	Steve Skiver	749	47	109	43.1	2	7	94.1
1970	Steve Skiver	1,417	107	229	46.7	8	22	91.0
1971	Dave Juenger	922	80	163	49.1	8	6	105.4
1972	Rich Bevly	865	56	132	42.4	9	10	104.8
1973	Rich Bevly	1,007	62	147	42.2	6	7	103.7
1974	Rich Bevly	1,001	71	173	41.0	5	6	92.2
1975	Rick Lilienthal	1,045	87	198	43.9	4	9	85.8
1976	Andy Vetter	877	71	135	52.6	7	10	109.5
1977	Andy Vetter	1,548	116	202	57.4	10	13	125.3
1978	Mike Scimea	483	40	93	43.0	2	9	74.4
1979	Sammy Shon	1,336	133	220	60.5	4	11	107.5
1980	Sammy Shon	1,527	131	235	55.7	5	14	105.4
1981	Sammy Shon	2,366	175	320	54.7	14	17	120.6
1982	Donny Harrison	1,308	114	198	57.6	7	8	116.7
1983	Donny Harrison	2,309	203	357	56.9	10	16	111.5
1984	Dennis Swearingen	1,211	117	185	63.2	4	9	115.6
1985	Dennis Swearingen	2,056	195	383	50.9	13	26	93.6
1986	Bruce Porter	2,281	216	383	56.4	13	14	110.3
1987	Anthony Thornton	949	75	180	41.7	1	3	84.5
1988	Anthony Thornton	1,162	78	187	41.7	4	15	84.9
1989	Anthony Thornton	1,502	120	234	51.3	6	13	102.6
1990	Anthony Thornton	1,586	135	228	59.2	6	9	118.4
1991	Tom Dubs	1,855	144	264	54.5	6	10	113.5
1992	Tom Dubs	712	57	139	41.0	5	4	90.1
1993	D.R. Robinson	844	81	148	54.7	3	6	101.2
1994	Sam Vink	944	90	195	46.2	4	11	82.3
1995	Kareem Wilson	657	48	130	36.9	3	6	77.8
1996	Kareem Wilson	567	38	90	44.2	7	2	116.4
1997	Kareem Wilson	369	14	54	25.9	3	2	94.3
1998	Kareem Wilson	512	26	71	36.6	4	6	98.9
1999	Dontrell Jackson	745	52	113	46.0	6	3	113.6
2000	Dontrell Jackson	881	54	119	45.4	8	8	116.3
2001	Dontrell Jackson	559	44	83	53.0	2	3	110.3
2002	Fred Ray	712	56	100	56.0	5	2	128.3
2003	Ryan Hawk	765	49	100	49.0	4	3	120.5
2004	Ryan Hawk	1,585	137	262	52.3	10	6	111.1
2005	Austen Everson	1,151	105	220	47.7	4	11	87.7
2006	Austen Everson	1,356	253	337	54.2	7	8	102.0
2007	Brad Bower	1,766	127	345	54.7	11	10	125.7
2008	Boo Jackson	2,355	185	306	60.5	19	12	137.8
2009	Theo Scott	2,369	199	344	57.8	20	11	128.5
2010	Boo Jackson	1,897	149	245	60.8	18	17	136.2
2011	Tyler Tettleton	3,302	267	415	64.3	28	10	148.6
2012	Tyler Tettleton	2,844	228	367	62.1	18	4	141.2
2013	Tyler Tettleton	2,851	230	371	62.0	21	12	138.8
2014	JD Sprague	1,236	98	202	48.5	3	5	99.9
2015	Derrius Vick	1,807	158	248	63.7	10	6	133.4
2016	Greg Windham	1,895	161	297	54.2	14	8	118.0
2017	Nathan Rourke	2,203	161	292	55.1	17	7	132.9
2018	Nathan Rourke	2,434	164	274	59.9	23	8	156.3
2019	Nathan Rourke	2,676	191	311	61.4	20	5	151.7
2020*	Kurtis Rourke	386	30	44	68.2	3	0	164.4
2021	Kurtis Rourke	1,801	169	259	65.25	11	7	132.27
2022	Kurtis Rourke	3,257	244	353	69.12	25	4	167.71
2023	Kurtis Rouke	2,207	195	307	63.52	11	4	132.47

\*Season shortened due to COVID-19





Donte' Foster concluded his career by catching 69 passes for 1,018 yards and seven touchdowns. He is just the second player in school history to surpass 1,000 yards receiving in one year.

## Most Receptions

Game	Rank	Player	Year
1.	14	Taylor Price vs. Wyoming	2008
2.	12	Jordan Reid vs Troy	2016
	12	Chris Jackson vs. Miami	2004
	12	Cyle Feldman vs. C. Michigan	1986
	12	Bobby Cameron vs. Kent St.	1986
	12	Todd Snyder vs. Minnesota	1969
7.	11	Donte' Foster at EMU	2013
	11	Donte' Foster vs. Kent State	2012
	11	Tom Compennolle vs. N. Illinois	1986
	11	Eddie Washington vs. Bowling Green	1983
	11	Dave Juenger vs. W. Michigan	1970
	11	Todd Snyder vs. Richmond	1968
Season	Rank	Player	Year
1.	74	LaVon Brazill	2011
2.	73	Sam Wiglusz	2022
3.	69	Donte' Foster	2013
4.	68	Eddie Washington	1983
5.	65	Sebastian Smith	2015
6.	62	Papi White	2018
	62	Todd Snyder	1969
7.	61	Tom Compennolle	1986
8.	59	Donte' Foster	2012
9.	56	Taylor Price	2009
10.	55	Sebastian Smith	2016
Career	Rank	Player	Year
1.	189	LaVon Brazill	2007-11
2.	167	Donte' Foster	2010-13
3.	163	Sebastian Smith	2012-16
4.	161	Papi White	2014-18
5.	145	Taylor Price	2006-09
6.	144	Tom Compennolle	1983-86
7.	140	Todd Snyder	1967-69
8.	133	Jordan Reid	2013-17
9.	127	Eddie Washington	1980-83
10.	124	Sam Wiglusz	2022-23

## Most Yards Gained

Game	Rank	Player	Year
1.	214	Todd Snyder vs. Richmond	1968
2.	203	Todd Snyder vs. Dayton	1968
3.	176	Tom Compennolle vs. N. Illinois	1986
4.	175	Chris Jenkins vs. W. Michigan	1993
5.	169	Jim Albert vs. Iowa State	1962
6.	165	LaVon Brazill vs. Temple	2011
	165	Dave Juenger vs. W. Michigan	1970
8.	164	Donte' Foster vs. E. Michigan	2012
	164	Todd Snyder vs. Kansas	1967
10.	162	Chase Cochran vs. ULM	2012
Season	Rank	Player	Year
1.	1,146	LaVon Brazill	2011
2.	1,018	Donte' Foster	2013
3.	987	Papi White	2018
4.	900	Sebastian Smith	2016
5.	877	Sam Wiglusz	2022
6.	866	Eddie Washington	1983
7.	863	Richard Hill	1991
8.	835	Todd Snyder	1969
9.	784	Taylor Price	2009
10.	777	Todd Snyder	1968
Career	Rank	Player	Year
1.	2,620	Papi White	2014-18
2.	2,511	LaVon Brazill	2007-11
3.	2,241	Todd Snyder	1967-69
4.	2,180	Donte' Foster	2010-13
5.	2,137	Sebastian Smith	2011-16
6.	2,019	Taylor Price	2006-09
7.	1,847	Scott Mayle	2002-06
8.	1,761	Eddie Washington	1980-83
9.	1,658	Jordan Reid	2013-17
10.	1,620	Tom Compennolle	1983-86

## Most Receptions Per Game

Season (min. 5 games)	Rank	Player	Year
1.	6.20	Todd Snyder	1969
2.	6.18	Eddie Washington	1983
3.	6.10	Tom Compennolle	1986
4.	5.33	Bob Allen	1970
5.	5.31	Donte' Foster	2013
6.	5.28	LaVon Brazill	2011
7.	5.21	Sam Wiglusz	2022
8.	5.11	Dave Juenger	1970
9.	4.90	Donte' Foster	2012
10.	4.80	Papi White	2018
Career (min. 20 games)	Rank	Player	Year
1.	4.96	Sam Wiglusz	2022-23
2.	4.67	Todd Snyder	1967-69
3.	3.85	LaVon Brazill	2007-11
4.	3.74	Papi White	2014-18
5.	3.55	Bob Allen	1969-71
6.	3.35	Tom Compennolle	1983-86
7.	3.30	Jordan Reid	2013-17
7.	3.28	Sebastian Smith	2011-16
8.	3.27	Donte' Foster	2010-13
9.	3.22	LaVon Brazill	2007-11

## Most Touchdowns

Game	Rank	Player	Year
1.	3	Donte' Foster vs. Miami	2013
3	3	Taylor Price vs. Akron	2008
3	3	Dave Juenger vs. Toledo	1972
3	3	Todd Snyder vs. Minnesota	1969
3	3	Todd Snyder vs. Richmond	1968
Season	Rank	Player	Year
1.	11	Sam Wiglusz	2022
	11	LaVon Brazill	2011
2.	9	Papi White	2018
	9	Terrence McCrae	2010
	9	Terrence McCrae	2009
	9	Andrew Mooney#	2007
6.	8	Donte' Foster	2012
	8	Todd Snyder	1969
8.	7	Bob Hournard	1968
	7	Lou Sawchik	1953
	7	Donte' Foster	2013
	7	Sebastian Smith	2015
Career	Rank	Player	Year
1.	21	Donte' Foster	2010-13
2.	19	Papi White	2014-18
	19	Terrence McCrae	2007-10
4.	18	LaVon Brazill	2007-11
5.	15	Todd Snyder	1967-69
6.	14	Sam Wiglusz	2022-23
	14	Taylor Price	2006-09
8.	13	Sebastian Smith	2011-16
9.	12	Jordan Reid	2013-17
	12	Andrew Mooney#	2007-08
	12	Tom Compennolle	1983-86
11.	11	Scott Mayle	2002-06
	11	Lou Sawchik	1951-53

# Tight End

## Most Yards Per Catch

Season (min. 10 catches)	Rank	Player	Year
1.	21.71	Jim Albert	1962
2.	21.58	John Summers	1977
3.	21.18	Raynald Ray	1999
4.	21.10	Chase Cochran	2014
5.	20.60	Scott Mayle	2003
6.	20.53	Raynald Ray	2000
7.	20.27	Wally Duemer	1951
8.	19.89	Cleveland Moutry	1972
9.	19.81	Shane Hooks	2019
10.	19.66	Todd Snyder	1967
Career (min. 25 catches)	Rank	Player	Year
1.	21.95	Raynald Ray	1997-00
2.	19.45	Cleveland Moutry	1972
3.	18.86	Chase Cochran	2011-14
4.	18.67	Ken Smith	1960-62
5.	17.59	Byron Cross	1987-90
6.	17.46	Jay Maupin	1965-67
7.	17.26	Scott Mayle	2002-06
8.	17.11	Richard Hill	1990-91
9.	16.66	Lou Sawchik	1952-53
10.	16.59	Jim Albert	1961-63



## Receiving Leaders by Class - Receptions

### Freshmen\*

1.	26	Shane Hooks	2019
2.	25	Scott Mayle	2003
3.	22	Riley Dunlop	2008
4.	21	A.J. Ouellette	2014

### Sophomores

1.	46	Dave Juenger	1970
2.	42	Mark Geisler	1977
3.	39	Chris Jackson	2004
4.	36	Isiah Cox	2019
	36	Tom Compernelle	1984

### Juniors

1.	65	Sebastian Smith	2015
2.	59	Donte' Foster	2012
3.	53	LaVon Brazill	2009
4.	51	Taylor Price	2008
5.	50	Bobby Cameron	1986

### Seniors

1.	74	LaVon Brazill	2011
2.	68	Eddie Washington	1983
3.	63	Donte' Foster	2013
4.	62	Papi White	2018
	62	Todd Snyder	1969

### Graduate Student

1.	69	Sam Wiglusz	2022
----	----	-------------	------

## Receiving Leaders by Class - Yards

### Freshmen\*

1.	515	Shane Hooks	2019
	515	Scott Mayle	2003
3.	325	Robert Henton	1981
4.	323	Papi White	2015
5.	278	Riley Dunlop	2008

### Sophomores

1.	629	Todd Snyder	1967
2.	590	Isiah Cox	2019
3.	583	Scott Mayle	2004
4.	540	Dave Juenger	1970
5.	489	Mark Geisler	1977

### Juniors

1.	777	Todd Snyder	1968
	777	Sebastian Smith	2015
2.	702	LaVon Brazill	2009
3.	699	Robert Allen	1970
4.	694	Taylor Price	2008
5.	689	Chase Cochran	2013

### Seniors

1.	1,146	LaVon Brazill	2011
2.	1,018	Donte' Foster	2013
3.	987	Papi White	2018
3.	872	Sebastian Smith	2016
4.	866	Eddie Washington	1983
5.	642	Mike Green	1975

### Graduate Student

1.	850	Sam Wiglusz	2022
----	-----	-------------	------

## Annual Leaders (sorted by receptions)

Year	Player	Rec.	Yards	Avg.	TDs
1950	Nick Fogoros	16	177	11.1	1
1951	Gene Nuxhall	21	236	11.2	0
1952	Lou Sawchik	27	472	17.5	4
1953	Lou Sawchik	32	511	16.0	7
1954	Dave Lundberg	8	90	11.2	1
1955	James Krager	16	235	14.7	0
1956	Records Incomplete				
1957	Records Incomplete				
1958	Records Incomplete				
1959	Records Incomplete				
1960	Bob Harrison	11	153	13.9	1
1961	John Trevis	16	258	16.1	3
1962	Ron Curtis	17	286	16.8	5
1963	Jim Albert	13	186	14.3	2
1964	Jim Dorna	15	162	10.8	1
1965	Glenn Hill	14	201	14.4	0
1966	Jay Maupin	26	447	17.2	3
1967	Todd Snyder	32	629	19.7	4
1968	Todd Snyder	46	777	16.9	3
1969	Todd Snyder	62	835	13.5	8
1970	Bob Allen	48	699	14.6	4
1971	Bob Allen	37	485	13.1	5
1972	Dave Juenger	32	508	15.9	6
1973	Mike Green	22	425	19.3	3
1974	Rick Lilienthal	22	315	14.3	1
1975	Mike Green	50	642	12.8	3
1976	John Barrington	20	211	10.6	2
1977	Nigel Turpin	46	624	13.6	2
1978	Mark Geisler	25	244	9.8	1
1979	Tony Carifa	45	380	8.4	1
1980	Tony Carifa	46	427	9.3	1
1981	Shawn Silcott	39	573	14.7	2
1982	Eddie Washington	37	524	14.2	2
1983	Eddie Washington	68	866	12.7	5
1984	Tom Compernelle	36	459	12.8	2
1985	Tom Compernelle	46	524	11.4	6
1986	Tom Compernelle	61	626	10.3	4
1987	Cyle Feldman	21	302	14.4	0
1988	Byron Cross	20	342	17.1	2
1989	Jim Swanson	37	503	13.6	1
1990	Gerald Harris	33	497	15.1	2
1991	Richard Hill	49	863	17.6	3
1992	Chris Jenkins	38	550	14.5	5
1993	Courtney Burton	31	366	11.8	3
1994	Dewight Pickens	27	236	8.7	2
1995	Shawn Smith	8	192	24.0	1
1996	Damion Maxwell	17	184	10.8	2
1997	Damion Maxwell	7	180	25.7	1
1998	Damion Maxwell	14	194	13.9	1
1999	Raynald Ray	22	466	21.2	4
2000	Raynald Ray	15	308	20.5	3
2001	Joe Mohler	21	269	12.8	2
2002	Stafford Owens	17	259	15.2	2
2003	Anthony Hackett	26	452	17.4	2
2004	Chris Jackson	39	390	10.0	0
2005	Scott Mayle	21	338	16.1	3
2006	Kalvin McRae	29	280	9.7	1
2007	Andrew Mooney	34	498	14.6	9
2008	Taylor Price	51	694	13.6	5
2009	Taylor Price	56	784	14.0	5
2010	Terrence McCrae	35	505	14.4	9
2011	LaVon Brazill	74	1,146	15.5	10
2012	Donte' Foster	59	659	11.2	8
2013	Donte' Foster	69	1,018	14.8	7
2014	Sebastian Smith	31	385	12.4	2
2015	Sebastian Smith	65	777	12.0	7
2016	Sebastian Smith	55	900	16.4	4
2017	Papi White	36	631	17.5	3
2018	Papi White	62	987	15.9	9
2019	Isiah Cox	36	590	16.4	2
2020*	Isiah Cox	7	142	20.29	1

\*Season shortened due to COVID-19



Year	Player	Rec.	Yards	Avg.	TDs
2021	Isiah Cox	23	362	12.07	4
2022	Sam Wiglusz	73	877	62.74	11
2023	Sam Wiglusz	51	596	11.69	3



## Most Yards Gained

### Game

1.	537	Kurtis Rourke vs. Fordham	2022
2.	459	Kurtis Rourke vs. Akron	2022
3.	430	Greg Windham vs. Texas St.	2016
4.	413	Boo Jackson vs. CMU	2008
5.	395	Sammy Shon vs. E. Michigan	1980
6.	393	Theo Scott vs. Temple	2009
7.	386	Donny Harrison vs. Kent St.	1983
8.	385	Tyler Tettleton at EMU	2013
9.	375	Donny Harrison vs. Bowling Green	1983
10.	374	JD Sprague vs. Bowling Green	2014

### Season

1.	3,960	Tyler Tettleton	2011
2.	3,687	Nathan Rourke	2019
3.	3,502	Kurtis Rourke	2022
4.	3,294	Nathan Rourke	2018
5.	3,115	Nathan Rourke	2017
6.	3,088	Tyler Tettleton	2012
7.	2,875	Tyler Tettleton	2013
8.	2,688	Boo Jackson	2008
9.	2,643	Sammy Shon	1981
10.	2,403	Theo Scott	2009

### Career

1.	10,091	Nathan Rourke	2017-19
2.	10,027	Tyler Tettleton	2009-13
3.	8,544	Kurtis Rourke	2019-23
4.	6,753	Anthony Thornton	1987-90
5.	6,262	Sammy Shon	1978-81
6.	5,702	Kareem Wilson	1995-98
7.	5,145	Boo Jackson	2008-10
8.	4,946	Cleve Bryant	1967-69
9.	4,653	Dontrell Jackson	1999-02
10.	4,398	Kalvin McRae	2004-07

## Most Plays

### Game

1.	79	Donny Harrison vs. Bowling Green	1983
2.	72	JD Sprague vs. Bowling Green	2014
3.	71	Dennis Swearingen vs. Ball St.	1985
4.	63	Andy Vetter vs. Kent St.	1977
5.	61	Bruce Porter vs. W. Michigan	1986
6.	60	Kurtis Rourke vs. Fordham	2022
6.	60	Bruce Porter vs. C. Michigan	1986
7.	59	Theo Scott vs. Tennessee	2009
59	59	Dennis Swearingen vs. Bowling Green	1985
8.	55	Boo Jackson vs. Northwestern	2008

### Season

1.	581	Tyler Tettleton	2011
2.	528	Donny Harrison	1983
3.	487	Tyler Tettleton	2012
487	487	Dennis Swearingen	1985
4.	482	Nathan Rourke	2019
5.	473	Sammy Shon	1981
6.	429	Nathan Rourke	2017
7.	428	Kurtis Rourke	2022
428	428	Bruce Porter	1986
8.	414	Tyler Tettleton	2013

### Career

1.	1,522	Tyler Tettleton	2009-13
2.	1,343	Anthony Thornton	1987-90
3.	1,319	Nathan Rourke	2017-19
4.	1,249	Sammy Shon	1978-81
5.	1,230	Kareem Wilson	1995-98
6.	968	Cleve Bryant	1967-69
7.	942	Donny Harrison	1979-83
8.	937	Rich Bevely	1972-74
9.	917	Austen Everson	2003-06
10.	910	Dontrell Jackson	1999-02



In his first season as a starter in 2011, quarterback Tyler Tettleton set Ohio's all-time total offense record as he totaled 3,960 yards.

## Most Yards Per Play

### Season (min. 100 plays)

1.	8.23	Kurtis Rourke	2022
2.	8.07	Nathan Rourke	2018
3.	7.65	Nathan Rourke	2019
4.	7.34	Erland Ahlberg	1954
5.	7.26	Nathan Rourke	2017
6.	6.94	Tyler Tettleton	2013
7.	6.81	Tyler Tettleton	2011
8.	6.62	Boo Jackson	2008
9.	6.56	Bob Babbitt	1962
10.	6.38	Derrius Vick	2014

### Career

1.	7.65	Nathan Rourke	2017-19
2.	6.59	Tyler Tettleton	2009-13
3.	6.16	Boo Jackson	2008-10
4.	6.08	Derrius Vick	2012-16
5.	5.98	Theo Scott	2007-09
6.	5.81	Bob Babbitt	1960-62
7.	5.79	Brad Bower	2006-07
8.	5.74	JD Sprague	2013-16
9.	5.60	Jamel Patterson	1998-01
10.	5.35	Chad Brinker	1999-02

## Most Yards Per Game

### Season (min. 5 games)

1.	318.4	Kurtis Rourke	2022
2.	283.6	Nathan Rourke	2019
3.	282.9	Tyler Tettleton	2011
4.	257.3	Tyler Tettleton	2012
5.	253.4	Nathan Rourke	2018
6.	240.3	Sammy Shon	1981
7.	239.6	Nathan Rourke	2017
8.	225.8	Cleve Bryant	1968
9.	224.0	Boo Jackson	2008
10.	221.2	Tyler Tettleton	2013

### Career (min. 20 games)

1.	258.7	Nathan Rourke	2017-19
1.	204.6	Tyler Tettleton	2009-13
2.	190.6	Boo Jackson	2008-10
3.	164.9	Cleve Bryant	1967-69
4.	160.8	Anthony Thornton	1987-90
5.	142.3	Sammy Shon	1987-81
6.	140.8	Theo Scott	2007-09
7.	134.0	Rich Bevely	1972-74
8.	129.6	Kareem Wilson	1995-98
9.	119.3	Dontrell Jackson	1999-02

## Total Offense Leaders by Class

### Freshmen\*

1.	1,550	Kareem Wilson	1995
2.	1,473	Anthony Thornton	1987
3.	1,440	Quinton Maxwell	2016
4.	1,304	Sieh Bangura	2022
4.	1,273	Dontrell Jackson	1999

### Sophomores

1.	3,960	Tyler Tettleton	2011
2.	3,110	Nathan Rourke	2017
3.	1,745	Dontrell Jackson	2000
4.	1,737	Anthony Thornton	1988
5.	1,639	Kareem Wilson	1996

### Juniors

1.	3,502	Kurtis Rourke	2022
2.	3,294	Nathan Rourke	2018
3.	3,088	Tyler Tettleton	2012
4.	2,688	Boo Jackson	2008
5.	2,258	Cleve Bryant	1968

### Seniors

1.	3,687	Nathan Rourke	2019
1.	2,875	Tyler Tettleton	2013
2.	2,643	Sammy Shon	1981
3.	2,403	Theo Scott	2009
4.	2,388	Donny Harrison	1983

\*Freshman were not eligible for varsity competition until 1972.



## Most Yards Gained

### Game

1.	322	Donte' Harden vs. Temple	2011
2.	321	Chris Garrett vs. Miami	2008
3.	298	Tony Carifa vs. E. Michigan	1980
4.	282	Kareem Wilson vs. Bowling Green	1996
5.	280	Beau Blankenship vs. UMass	2012
6.	279	Nigel Turpin vs. Kent St.	1977
7.	275	Dick Conley vs. Marshall	1966
8.	271	Kalvin McRae vs. Ball St.	2005
9.	257	Arnold Welcher vs. Marshall	1975
10.	252	Tim Worner vs. Toledo	1972

### Season

1.	1,873	Donte' Harden	2011
2.	1,787	Andrew Greer	1988
3.	1,786	Beau Blankenship	2012
4.	1,770	Andrew Greer	1989
5.	1,709	Kalvin McRae	2007
6.	1,518	A.J. Ouellette	2018
7.	1,532	Kalvin McRae	2006
8.	1,447	Chris Garrett	2008
9.	1,420	Arnold Welcher	1975
10.	1,400	LaVon Brazill	2011

### Career

1.	5,248	Kalvin McRae	2004-07
2.	4,489	Chris Garrett	2006-09
3.	4,358	A.J. Ouellette	2014-18
4.	4,123	Stevland Hookfin	1995-98
5.	4,030	Chad Brinker	1999-02
6.	3,831	Donte' Harden	2007-11
7.	3,597	Kareem Wilson	1995-98
8.	3,559	Scott Mayle	2002-06
9.	3,557	Andrew Greer	1988-89
10.	3,462	LaVon Brazill	2007-11

## Most Yards Per Game

### Season (min. 5 games)

1.	162.5	Andrew Greer	1988
2.	160.9	Andrew Greer	1989
3.	156.1	Donte' Harden	2011
4.	142.4	Kalvin McRae	2007
5.	141.2	Bill Gary	1970
6.	137.4	Beau Blankenship	2012
7.	132.2	Dick Conley	1967
8.	131.5	Chris Garrett	2008
9.	129.1	Arnold Welcher	1975
10.	120.7	Dave LeVeck	1968

### Career (min. 20 games)

1.	161.7	Andrew Greer	1988-89
2.	109.3	Kalvin McRae	2004-07
3.	106.1	Chad Brinker	1999-02
4.	100.8	Donte' Harden	2007-11
5.	94.8	Jim Albert	1961-63
6.	93.7	Stevland Hookfin	1995-98
7.	91.6	Chris Garrett	2006-09
8.	91.1	Todd Snyder	1967-69
9.	90.1	Dick Conley	1967-68
10.	87.6	Dave LeVeck	1967-69



Former Ohio running back Donte' Harden racked up 322 yards of total offense (184 yards rushing, 75 yards receiving and 63 return yards) in front of a national television audience on ESPN as the Bobcats posted a thrilling 35-31 victory over Temple inside Peden Stadium.

## Miscellaneous

### Game

#### 100 Yards Rushing/100 Yards Receiving

Tony Carifa	158 rush/140 rec.	
vs. Eastern Michigan	1980	

### Season

#### 400 Yards Rushing/400 Yards Receiving

Raynald Ray	477 rush/466 rec.	1999
Tony Carifa	853 rush/427 rec.	1980

#### 400 Yards Rushing/400 Yards Kickoff Returns

Donte' Harden	986 rush/620 KOR	2011
Chris Garrett	591 rush/676 KOR	2009
Chris Garrett	554 rush/618 KOR	2008
Chad Brinker	600 rush/486 KOR	1999
Andrew Greer	905 rush/638 KOR	1989
Andrew Greer	863 rush/810 KOR	1988
Dick Conley	841 rush/428 KOR	1967

#### 400 Yards Receiving/400 Yards Kickoff Returns

Nigel Turpin	624 rec./521 KOR	1977
Bob Allen	485 rec./421 KOR	1971

## All-Purpose Leaders by Class

### Freshmen\*

1.	1,304	Sieh Bangura	2022
2.	1,109	Chad Brinker	1999
3.	945	O'Shaan Allison	2019
4.	918	A.J. Ouellette	2014
5.	893	Kareem Wilson	1995

### Sophomores

1.	1,420	Arnold Welcher	1975
2.	1,271	Bill Gary	1970
3.	1,250	Kalvin McRae	2005
4.	1,231	Chad Brinker	2000
5.	1,138	Stevland Hookfin	1996

### Juniors

1.	1,787	Andrew Greer	1988
2.	1,786	Beau Blankenship	2012
3.	1,447	Chris Garrett	2008
4.	1,532	Kalvin McRae	2006
5.	1,322	Dick Conley	1967

### Seniors

1.	1,873	Donte' Harden	2011
2.	1,770	Andrew Greer	1989
3.	1,709	Kalvin McRae	2007
4.	1,518	A.J. Ouellette	2018
5.	1,400	LaVon Brazill	2011



## Most Points Scored

Game	Rank	Player	Points	Year
1.	33	Eller Armbrust vs. Rio Grande	132	1937
2.	24	Nathan Rourke vs. Akron	132	2018
	24	Beau Blankenship vs. ULM	122	2012
	24	Chad Brinker vs. E. Michigan	122	2002
	24	Kareem Wilson vs. Bowling Green	122	1996
	24	Tim Curtis vs. Kent St.	122	1991
	24	Andy Vetter vs. N. Illinois	122	1976
	24	Dick Conley vs. Marshall	122	1966
	24	Jim Albert vs. W. Michigan	122	1963
	24	Kalvin McRae vs. Louis.-Lafay.	122	2007

Season	Rank	Player	Points	Year
1.	132	Nathan Rourke	132	2017
2.	123	Matt Weller	123	2011
3.	122	Louie Zervos	122	2016
4.	120	Kalvin McRae	120	2007
5.	118	Matt Weller	118	2012
6.	114	Bob Houmard	114	1968
7.	107	Louie Zervos	107	2018
8.	106	Louie Zervos	106	2017
9.	102	Louie Zervos	102	2019

Career	Rank	Player	Points	Year
1.	437	Louie Zervos	437	2016-19
2.	409	Matt Weller	409	2009-12
3.	306	Nathan Rourke	306	2017-19
4.	302	Kareem Wilson	302	1995-98
5.	300	Nathan Rourke	300	2016-19
6.	296	Kalvin McRae	296	2004-07
7.	242	Josiah Yazdani	242	2013-15
8.	229	Kevin Kerr	229	1999-02
9.	184	Chad Brinker	184	1999-02
10.	176	Steveland Hookfin	176	1995-98
	176	Steve Green	176	1976-79

## Most Touchdowns Scored

Game	Rank	Player	TDs	Year
1.	4	Nathan Rourke vs. Akron	4	2018
	4	Beau Blankenship vs. ULM	4	2012
	4	Kalvin McRae vs. Louis.-Laf.	4	2007
	4	Chad Brinker vs. E. Michigan	4	2002
	4	Kareem Wilson vs. Bowling Green	4	1996
	4	Tim Curtis vs. Kent St.	4	1991
	4	Andy Vetter vs. N. Illinois	4	1976
	4	Dick Conley vs. Marshall	4	1966
	4	Jim Albert vs. W. Michigan	4	1963

Season	Rank	Player	TDs	Year
1.	22	Nathan Rourke	22	2017
2.	20	Kalvin McRae	20	2007
3.	19	Bob Houmard	19	1968
4.	16	Beau Blankenship	16	2012
	16	Kalvin McRae	16	2006
6.	15	Nathan Rourke	15	2018
	15	Sieh Bangura	15	2022
7.	14	Nathan Rourke	14	2019
	14	A.J. Ouellette	14	2018
	14	Kareem Wilson	14	1996
9.	13	Kareem Wilson	13	1998

Career	Rank	Player	TDs	Year
1.	51	Nathan Rourke	51	2017-19
2.	49	Kalvin McRae	49	2004-07
	49	Kareem Wilson	49	1995-98
4.	38	A.J. Ouellette	38	2014-18
5.	37	Nathan Rourke	37	2017-19
6.	30	Chad Brinker	30	1999-02
7.	29	Steveland Hookfin	29	1995-98
8.	27	Bob Houmard	27	1966-68
9.	25	Papi White	25	2014-18
	25	Beau Blankenship	25	2011-13
	25	Andy Vetter	25	1974-77



Ohio quarterback Nathan Rourke set a single-season record with 132 points in 2017.

## Most Touchdowns Responsible For

Game	Rank	Player	TDs	Year
1.	7	Andy Vetter vs. Northern Illinois (4 rushing, 3 passing)	7	1976
2.	6	Nathan Rourke vs. Miami (3 rushing, 3 passing)	6	2017
3.	5	Kurtis Rourke vs. Fordham (4 passing 1 rushing)	5	2022
	5	Nathan Rourke at Akron (1 rushing, 4 passing)	5	2019
	5	Nathan Rourke at Western Michigan (2 rushing, 3 passing)	5	2019
	5	Nathan Rourke vs. Bowling Green (1 rushing, 4 passing)	5	2018
	5	Theo Scott vs. Temple (3 passing, 2 rushing)	5	2009

Season	Rank	Player	TDs	Year
1.	39	Nathan Rourke	39	2017
2.	38	Nathan Rourke	38	2018
	38	Tyler Tettleton	38	2011
4.	34	Nathan Rourke	34	2019
5.	29	Kurtis Rourke	29	2022
6.	26	Boo Jackson	26	2010
7.	23	Theo Scott	23	2009
8.	22	Tyler Tettleton	22	2012
	22	Cleve Bryant	22	1968
9.	21	Tyler Tettleton	21	2013
	21	Boo Jackson	21	2008
	21	Kareem Wilson	21	1996

Career	Rank	Player	TDs	Year
1.	111	Nathan Rourke	111	2017-19
2.	82	Tyler Tettleton	82	2009-13
3.	66	Kareem Wilson	66	1995-98
4.	49	Kalvin McRae	49	2004-07
	49	Cleve Bryant	49	1967-69
6.	47	Boo Jackson	47	2008-2010
7.	44	Andy Vetter	44	1974-77
8.	41	Sammy Shon	41	1978-81
9.	33	Chad Brinker	33	1999-02
10.	31	Anthony Thornton	31	1987-90
	31	Dave Juenger	31	1970-72

## Most Field Goals

Game	Rank	Player	FGs	Year
1.	5	Louie Zervos vs. Kansas	5	2016
	5	Matt Weller vs. Bowling Green	5	2011
2.	4	Louie Zervos vs. Texas St.	4	2016
	4	Louie Zervos vs. Tennessee	4	2016
	4	Barrett Way vs. Kent State	4	2008
	4	Michael Braunstein vs. Wyoming	4	2007

Season	Rank	Player	FGs	Year
1.	29	Louie Zervos	29	2016
2.	25	Matt Weller	25	2011
3.	23	Matt Weller	23	2012
4.	22	Nathanial Vakos	22	2022
4.	21	Matt Weller	21	2009
5.	20	Michael Braunstein	20	2007
6	7.	17 Josiah Yazdani	17	2014
8.	16	Josiah Yazdani	16	2015
9.	15	Louie Zervos	15	2017
10.	14	Josiah Yazdani	14	2013

Career	Rank	Player	FGs	Year
1.	79	Matt Weller	79	2009-12
2.	70	Louie Zervos	70	2016-19
3.	47	Josiah Yazdani	47	2013-15
4.	38	Kevin Kerr	38	1999-02
5.	28	Steve Green	28	1976-79
	28	Gary Homer	28	1972-75
7.	25	Jeff Marchant	25	1990-93
	25	Chris Judge	25	1984-86
	25	Ron Harter	25	1980-83
10.	21	Brian Huston	21	1995-98



## Most Field Goals Attempted

Game	Rank	Player	Year
1.	6	Matt Weller vs. Norfolk State	2012
2.	5	Nathaniel Vakos vs. W Michigan	2022
	5	Louie Zervos at Kansas	2016
	5	Louie Zervos vs. Texas St.	2016
	5	Matt Weller vs. Ball State	2009
	5	Michael Braunstein vs. Temple	2007
	5	Gary Homer vs. Kent St.	1975
	5	Matt Weller vs. Bowling Green	2011
6.	4	Gianni Spetic vs. W. Michigan	2023
	4	Nathaniel Vakos vs. Wyoming*	2022
	4	Nathaniel Vakos vs. Miami	2022
	4	Matt Weller vs. Tennessee	2009
	4	Barrett Way vs. VMI	2008

\*Barstool Arizona Bowl

### Season

1.	35	Louie Zervos	2016
2.	34	Matt Weller	2011
3.	31	Matt Weller	2012
4.	29	Matt Weller	2009
5.	27	Nathaniel Vakos	2022
6.	26	Josiah Yazdani	2014
7.	24	Gianni Spetic	2023
	24	Michael Braunstein	2007
9.	23	Gary Homer	1975
10.	19	Barrett Way	2008
11.	18	Louie Zervos	2017
	18	Matt Lahser	2006

### Career

1.	108	Matt Weller	2009-12
2.	87	Louie Zervos	2016-19
3.	63	Josiah Yazdani	2013-15
4.	60	Gary Homer	1972-75
5.	59	Kevin Kerr	1999-02
6.	48	Steve Green	1976-79
7.	44	Ron Harter	1980-83
8.	42	Jeff Marchant	1990-93
9.	35	Brian Huston	1995-98
	35	Chris Judge	1984-86

## Highest Field Goal Percentage

### Season (min. 10 attempts)

1.	93.3 (14-15)	Josiah Yazdani	2013
2.	84.6 (11-13)	Jim Delverne	1989
3.	83.3 (20-24)	Michael Braunstein	2007
	83.3 (15-18)	Louie Zervos	2017
5.	82.9 (29-35)	Louie Zervos	2016
6.	81.8 (9-11)	Ron Harter	1981
7.	81.5 (22-27)	Nathaniel Vakos	2022
8.	78.6 (11-14)	Matt Weller	2010
9.	77.8 (14-18)	Mike Fultz	1987
10.	76.5 (13-17)	Louie Zervos	2019

### Career (min. 15 attempts)

1.	83.3 (20-24)	Michael Braunstein	2007
2.	81.8 (63-77)	Louie Zervos	2016-19
3.	74.6 (47-63)	Josiah Yazdani	2013-15
4.	74.1 (80-108)	Matt Weller	2009-12
5.	72.2 (13-18)	Matt Lahser	2005-06
6.	71.4 (20-28)	Jim Delverne	1988-89
	71.4 (20-28)	Mike Fultz	1984-87
	71.4 (25-35)	Chris Judge	1984-86
9.	68.4(13-19)	Barrett Way	2008
10.	66.7 (12-18)	Scott Roberts	1993-95
	66.7(16-24)	Gianni Spetic	2023

## Longest Field Goal Made

### Season

1.	57	Gary Homer vs. Penn St.	1973
2.	56	Brian Huston vs. Bowling Green	1997
3.	55	Nathaniel Vakos vs. W Michigan	2022
	55	Kevin Kerr vs. Toledo	2001
	55	Kevin Kerr vs. Miami	1999
5.	54	Mike Fultz vs. E. Michigan	1987
6.	53	Kevin Kerr vs. Marshall	1999
	53	Ron Harter vs. C. Michigan	1982
8.	52	Matt Weller vs. Ball State	2009
	52	Jim McKee vs. Miami	1962
10.	51	Louie Zervos vs. Buffalo	2016
	51	Matt Weller at Kent State	2010

## Most PAT Kicks Made

### Season

1.	68	Louie Zervos	2018
2.	61	Louie Zervos	2017
3.	51	Louie Zervos	2019
4.	49	Matt Weller	2012
	49	Nathaniel Vakos	2022
5.	48	Matt Weller	2011
6.	46	Bill Pataki	1968
7.	44	Josiah Yazdani	2015
8.	40	Matt Weller	2010
9.	39	Kevin Kerr	2000

### Career

1.	215	Louie Zervos	2016-19
2.	120	Matt Weller	2009-12
3.	115	Kevin Kerr	1999-02
4.	101	Josiah Yazdani	2013-15
5.	99	Bill Pataki	1966-68
6.	92	Steve Green	1976-79
7.	76	Gary Homer	1972-75
8.	65	Brian Huston	1995-98
9.	55	Ron Harter	1980-83
10.	44	Bill Bevan	1950-52

## Most PAT Kicks Attempted

### Season

1.	68	Louie Zervos	2018
2.	63	Louie Zervos	2017
3.	53	Bill Pataki	1968
4.	51	Louie Zervos	2019
5.	50	Nathaniel Vakos	2022
6.	49	Matt Weller	2012
	49	Matt Weller	2011
7.	44	Josiah Yazdani	2015
	44	Matt Weller	2010
9.	42	Kevin Kerr	2000
10.	38	Michael Braunstein	2007

### Career

1.	221	Louie Zervos	2016-19
2.	178	Matt Weller	2009-12
3.	129	Kevin Kerr	1999-02
4.	101	Josiah Yazdani	2013-15
5.	94	Steve Green	1976-79
6.	84	Gary Homer	1972-75
7.	79	Bill Pataki	1966-68
8.	69	Brian Huston	1995-98
9.	66	Ron Harter	1980-83
10.	58	Bill Bevan	1950-52



Place kicker Matt Weller set six single season school records as a junior in 2011. He also holds three career records.

## Highest PAT Percentage

### Season (min. 10 attempts)

1.	100.0 (44-44)	Josiah Yazdani	2015
	100.0 (30-30)	Josiah Yazdani	2013
	100.0 (27-27)	Josiah Yazdani	2014
	100.0 (10-10)	Matt Green	2013
	100.0 (49-49)	Matt Weller	2012
	100.0 (38-38)	Michael Braunstein	2007
	100.0 (32-32)	Steve Green	1976
	100.0 (18-18)	Jim Delverne	1988
	100.0 (17-17)	Gary Homer	1973
	100.0 (11-11)	Mike Fultz	1987
	100.0 (11-11)	Steve Green	1978

### Career (min. 25 attempts)

1.	100.0 (101-101)	Josiah Yazdani	2013-15
	100.0 (38-38)	Michael Braunstein	2007
3.	97.9 (92-94)	Steve Green	1976-79
4.	97.3 (215-221)	Louie Zervos	2017-19
5.	96.5 (28-29)	Gianni Spetic	2023
6.	95.0 (38-40)	Jim Kensinger	1969-70
7.	94.9 (169-178)	Matt Weller	2009-12
8.	94.2 (65-69)	Brian Huston	1995-98
9.	94.1 (32-34)	Jim Delverne	1988-89
10.	91.4 (32-35)	Barrett Way	2008



## Most Punts

### Season

1.	84	Matthew Miller	2005
2.	82	Brad Wojick	1993
3.	77	Matt Lasher	2006
4.	74	Steve Green	1978
5.	72	Mike Fultz	1986
	72	Art McCormick	1985
7.	71	Michael Farkas	2016
8.	70	Paul Hamilton	1995
	70	David Hoyng	1992
10.	67	Matthew Miller	2004

### Career

1.	238	Art McCormick	1982-85
2.	219	Michael Farkas	2016-19
3.	207	Dave Zastudil	1998-01
4.	203	Matthew Miller	2002-05
5.	183	Steve Green	1976-79
6.	176	Mike Green	1973-75
7.	160	Matt Schulte	2007-09
8.	148	Andy Grombacher	1988-91
9.	130	David Hoyng	1989-92
10.	127	Paul Hamilton	1994-95



All-America punter Dave Zastudil owns the top three punting average games and seasons in Ohio history. He is the only player in Mid-American Conference history to lead the league in punting four times.

## Most Punting Yards

### Season

1.	3,245	Matthew Miller	2005
2.	3,055	Matt Lasher	2006
3.	3,022	Brad Wojick	1993
4.	2,925	Art McCormick	1985
5.	2,908	Steve Green	1978
6.	2,895	Michael Farkas	2016
7.	2,840	Matthew Miller	2004
8.	2,770	Mike Fultz	1986
9.	2,689	Paul Hamilton	1995
10.	2,595	Dave Zastudil	1999

### Career

1.	9,225	Dave Zastudil	1998-01
2.	9,082	Art McCormick	1982-85
3.	9,073	Michael Farkas	2016-19
4.	8,155	Matthew Miller	2002-05
5.	7,069	Steve Green	1976-79
6.	7,026	Mike Green	1973-75
7.	5,984	Matt Schulte	2007-09
8.	5,392	Andy Grombacher	1988-91
9.	4,873	David Hoyng	1989-92
10.	4,862	Paul Hamilton	1994-95

## Highest Punting Average

### Game (min. 4 punts)

1.	56.5	Dave Zastudil vs. Buffalo	1999
2.	55.0	Dave Zastudil vs. C. Michigan	2001
3.	53.5	Dave Zastudil vs. Akron	1998
4.	53.3	Paul Hershey vs. Temple	2011
5.	52.2	Dave Zastudil vs. N. Illinois	1999
6.	51.2	Mike Green vs. Bowling Green	1975
7.	51.0	Paul Hershey vs. NMSU	2011
	51.0	Paul Hershey vs. Bowling Green	2010
9.	50.6	Dave Zastudil vs. Marshall	2001
10.	50.0	Paul Hershey vs. Utah State	2011

### Season (min. 20 punts)

1.	45.60	Dave Zastudil	2001
2.	45.32	Dave Zastudil	1998
3.	44.34	Dave Zastudil	2000
4.	43.41	Michael Farkas	2018
5.	43.25	Dave Zastudil	1999
6.	43.20	Jack Wilson	2023
7.	42.94	Dave Green	1971
8.	42.39	Matthew Miller	2004
9.	41.78	Mike Green	1975
10.	41.75	Mitch Bonnsetter	2014

### Career (min. 100 punts)

1.	*44.57	Dave Zastudil	1998-01
2.	41.43	Michael Farkas	2016-19
3.	40.30	Paul Hershey	2008-11
4.	40.17	Matthew Miller	2002-05
5.	39.92	Mike Green	1973-75
6.	39.20	Jack Wilson	2020-23
7.	38.63	Steve Green	1976-79
8.	38.28	Paul Hamilton	1994-95
9.	38.18	Jon Beier	1995-97
10.	38.16	Art McCormick	1982-85
11.	37.48	David Hoyng	1989-92

\*MAC Record; Ranks tied for eighth in NCAA history among players with 150-249 career punts.



Art McCormick (top) is the Bobcats' all-time leader in career punts with 238 from 1982-85. Matthew Miller (bottom) was an honorable mention All-MAC choice in 2005 after setting school records with 84 punts and 2,245 yards.

## Longest Punts

1.	80	Paul Hershey vs. NMSU	2011
2.	75	Dave Zastudil vs. Akron	1998
	75	Mike Green vs. Bowling Green	1975
4.	74	Michael Farkas vs. Bowling Green	2016
	74	Dave Zastudil at Buffalo	2001
6.	73	Dave Zastudil at W. Michigan	1998
	73	Harl Evans vs. Iowa St.	1962
8.	72	Paul Hershey vs. Bowling Green	2010
	72	Mark Westfall vs. Cincinnati	1981
	72	Mike Green vs. Minnesota	1975



## Most Punt Returns

### Game

1.	7	Damion Maxwell vs. Bowling Green	1996
7		Sherman McBride vs. E. Michigan	1980
7		Dick Phillips vs. Western Reserve	1950
7		Chris Stefan vs. Bowling Green	1948
5.	6	LaVon Brazill vs. Miami	2009
6		Chris Garrett vs. Buffalo	2006
6		Shawn Bonner vs. N. Illinois	1984
6		Todd Snyder vs. William & Mary	1968

### Season

1.	33	Raynald Ray	2000
2.	29	Sherman McBride	1980
3.	28	Raynald Ray	1999
4.	27	Stafford Owens	2002
27		Jim Givens	1978
27		Rick Hawkins	1971
7.	26	LaVon Brazill	2009
26		Chris Garrett	2006
26		Shawn Bonner	1985
10.	25	Ryan Clark	2012
25		LaVon Brazill	2011
25		Damion Maxwell	1996
25		Shawn Bonner	1984

### Career

1.	70	Sherman McBride	1980-83
2.	64	Stafford Owens	2001-04
64		Raynald Ray	1997-00
4.	63	LaVon Brazill	2007-11
63		Shawn Bonner	1983-86
6.	60	Courtney Burton	1990-93
7.	57	Dion Byrum	2002-05
8.	56	Travis Carrie	2008-13
9.	54	Larry Hargrave	1987-89
10.	52	Jim Givens	1976-78



Stafford Owens is the Bobcats' all-time leader with 713 punt return yards and three punt returns for touchdowns. Owens is one of four Ohio players to average at least 11 yards per return on a minimum of 25 attempts.

## Most Punt Return Yards

### Game

1.	153	Dick Phillips vs. Western Reserve	1950
2.	116	Travis Carrie at EMU	2013
3.	109	Stafford Owens vs. Akron	2004
4.	108	Larry Hargrove vs. Kent St.	1989
5.	102	Bob Anderson vs. West Texas St.	1964
6.	101	Larry Hargrove vs. Bowling Green	1989
7.	100	Larry Hargrove vs. Ball St.	1988
100		Dick Phillips vs. Butler	1950
9.	99	LaVon Brazill vs. NIU	2009
10.	97	Chris Garrett vs. W. Michigan	2006

### Season

1.	396	Raynald Ray	2000
2.	378	Chris Garrett	2006
3.	373	Dick Phillips	1950
4.	350	LaVon Brazill	2009
5.	312	Larry Hargrove	1989
6.	282	Courtney Burton	1992
7.	271	Stafford Owens	2002
8.	267	Travis Carrie	2013
9.	266	Larry Hargrove	1988
10.	265	Raynald Ray	1999
265		Shawn Bonner	1984

### Career

1.	713	Stafford Owens	2001-04
2.	699	Raynald Ray	1997-00
3.	668	LaVon Brazill	2007-11
4.	659	Travis Carrie	2008-13
5.	646	Dick Phillips	1950-52
6.	629	Larry Hargrove	1987-89
7.	540	Shawn Bonner	1983-85
8.	521	Courtney Burton	1990-93
9.	471	Dion Byrum	2002-05
10.	450	Chris Garrett	2006-09

## Most Punt Return Touchdowns

### Game

1.	1	Several Times	
		Last: Travis Carrie vs. NMSU	2011

### Season

1.	3	LaVon Brazill	2009
2.	2	Stafford Owens	2004
2		Larry Hargrove	1989

### Career

1.	4	LaVon Brazill	2007-11
2.	3	Stafford Owens	2000-04
3		Larry Hargrove	1987-89
4.	2	Dick Phillips	1950-52

## Highest Punt Return Average

### Game (min. 3 returns)

1.	34.00	Bob Anderson vs. West Texas St.	1964
2.	33.67	Larry Hargrove vs. Bowling Green	1989
3.	33.33	Larry Hargrove vs. Ball St.	1988
4.	30.00	Chris Garrett vs. Rutgers	2006
5.	28.33	LaVon Brazill vs. Kent State	2009
6.	27.25	Stafford Owens vs. Akron	2004
7.	27.00	Larry Hargrove vs. Kent St.	1989
8.	24.75	LaVon Brazill vs. NIU	2009
9.	24.00	Stafford Owens vs. E. Michigan	2002
10.	23.70	Mike Schott vs. Cincinnati	1969

### Season (min. 10 returns)


1.	20.72	Dick Phillips	1950
2.	18.35	Larry Hargrove	1989
3.	16.45	LaVon Brazill	2008
4.	15.60	Ryan Clark	2012
5.	14.54	Chris Garrett	2006
6.	13.64	Bob Anderson	1964
7.	13.46	LaVon Brazill	2009
8.	12.70	Travis Carrie	2013
9.	12.26	Courtney Burton	1992
10.	12.17	Mike Schott	1969

### Career (min. 25 returns)

1.	14.35	LaVon Brazill	2007-11
2.	13.74	Dick Phillips	1950-52
3.	11.80	Travis Carrie	2008-13
4.	11.65	Larry Hargrove	1987-89
5.	11.14	Stafford Owens	2000-04
6.	10.92	Raynald Ray	1997-00
7.	10.82	John Dickason	1958-60
8.	10.77	Bob Anderson	1963-65
9.	10.60	LaVon Brazill	2007-11
10.	10.27	Chris Garrett	2006-09

## Longest Punt Return

1.	91 (TD)	LaVon Brazill vs. NIU	2009
2.	88 (TD)	Chris Garrett vs. W. Michigan	2006
3.	87 (TD)	LaVon Brazill vs. Kent State	2009
87 (TD)		Larry Grimes vs. Marshall	1986
5.	85 (TD)	Bob Anderson vs. West Texas St.	1964
6.	83 (TD)	Larry Hargrove vs. Kent St.	1989
7.	81 (TD)	Stafford Owens vs. Akron	2004
81 (TD)		Shawn Bonner vs. W. Michigan	1984
9.	80 (TD)	Dick Phillips vs. Butler	1950
10.	79	Travis Carrie at EMU	2013



All-American cornerback Dion Byrum was also one of the most prolific punt returners in Ohio history. He ranks eighth all-time with 471 yards and his 8.26 yards-per-return average ranks 11th in the Bobcat record book.



## Most Kick Returns

### Game

1.	8	Donte Harden vs. Troy	2010
2.	7	Joshua Abrams vs. Akron	2007
7		Dion Byrum vs. Buffalo	2002
7		Dion Byrum vs. Bowling Green	2002
7		Kahieem Maxwell vs. E. Carolina	1996
7		Casey Gayle vs. N. Carolina	1993
7.	6	Seven Times	
		Last: Chris Garrett vs. Tennessee	2009

### Season

1.	43	Keith Crawford	1986
2.	35	Keith Crawford	1985
3.	34	Wayne Clements	1991
34		Andrew Greer	1988
5.	31	Keegan Wilburn	2022
6.	28	Andrew Greer	1989
28		Nigel Turpin	1977
7.	27	Courtney Burton	1993
27		Sherman McBride	1981
9.	26	DL Knock	2019
26		Joshua Abrams	2007

### Career

1.	91	Keith Crawford	1985-87
2.	82	Chris Garrett	2006-09
3.	70	Sherman McBride	1980-83
4.	68	Jason Caesar	1999, 2001-02
5.	64	Scott Mayle	2002-06
6.	62	Donte' Harden	2007-11
62		Andrew Greer	1988-89
8.	60	Hank Ray	1993-96
9.	58	Dion Byrum	2002-05
10.	56	Daz' Patterson	2012-15



Chris Garrett's 221 kickoff return yards against Tennessee back in 2009 still stands as an Ohio University football record. In Ohio's matchup against the Volunteers, Garrett posted a 95-yard kickoff return for a touchdown which tied the score at seven in

## Most Kick Return Yards

### Game

1.	221	Chris Garrett vs. Tennessee	2009
2.	196	Joshua Abrams vs. Miami	2007
3.	185	Courtney Burton vs. Miami	1992
4.	178	Sean Williams vs. E. Carolina	1996
5.	173	Joshua Abrams vs. Akron	2007
6.	170	Casey Gayle vs. N. Carolina	1993
7.	168	Kahieem Maxwell vs. W. Michigan	1998
8.	161	Donte Harden vs. Troy	2010
9.	157	Wayne Clements vs. Bowling Green	1991
10.	151	Dion Byrum vs. Buffalo	2002

### Season

1.	890	Keith Crawford	1986
2.	810	Andrew Greer	1988
3.	791	Wayne Clements	1991
4.	734	Keegan Wilburn	2022
5.	731	Keith Crawford	1985
6.	703	Chris Garrett	2009
7.	683	Joshua Abrams	2007
8.	638	Andrew Greer	1989
9.	635	DL Knock	2019
10.	620	Donte' Harden	2011

### Career

1.	2,185	Chris Garrett	2006-09
2.	1,843	Keith Crawford	1985-87
3.	1,448	Andrew Greer	1988-89
4.	1,422	Scott Mayle	2002-06
5.	1,405	Donte' Harden	2007-11
6.	1,384	Jason Caesar	1999-02
7.	1,375	Sherman McBride	1980-83
8.	1,284	Hank Ray	1993-96
9.	1,267	Daz' Patterson	2012-15
10.	1,195	Dion Byrum	2002-05

## Highest Kick Return Average

### Game (min. 3 returns)

1.	60.0	Chris Garrett vs. Akron	2008
2.	57.6	Joshua Abrams vs. Akron	2007
3.	56.0	Kahieem Maxwell vs. W. Michigan	1998
56.0		Donte' Harden vs. Wyoming	2008
5.	55.0	L.J. Flintall vs. VMI	2008
6.	49.0	Joshua Abrams vs. Miami	2007
7.	48.3	Joshua Abrams vs. Wyoming	2007
8.	43.3	Keegan Wilburn vs. Fordham	2022
9.	42.0	DL Knock vs. Howard	2018
42.0		Daz' Patterson vs. Buffalo	2012
10.	39.3	Vince Davidson vs. Bowling Green	2007

### Season (min. 10 returns)

1.	30.07	Bob Allen	1971
2.	28.30	L.J. Flintall	2008
3.	27.24	Scott Mayle	2005
4.	27.10	Dave LeVeck	1968
5.	27.04	Chris Garrett	2009
6.	26.86	Chris Garrett	2008
7.	26.70	Chris Garrett	2007
8.	26.40	Courtney Burton	1992
9.	26.39	Sean Williams	1997
10.	26.30	Joshua Abrams	2007

### Career (min. 25 returns)

1.	26.65	Chris Garrett	2006-09
2.	25.90	Joshua Abrams	2004-07
3.	25.09	Bob Allen	1969-71
4.	24.44	Sean Williams	1995-97
5.	24.38	DL Knock	2016-19
6.	23.35	Andrew Greer	1988-89
7.	23.06	Courtney Burton	1990-93
8.	22.70	Donte' Harden	2007-11
9.	22.63	Daz' Patterson	2012-15
10.	22.22	Scott Mayle	2002-06

## Most Kick Return Touchdowns

### Game & Season

1.	1	Several Times	
		Last:	
		Keegan Wilburn vs. Fordham	2022
		DL Knock vs. Howard	2018
		Kylan Nelson at Miami	2014
		Daz' Patterson vs. Buffalo	2012
		Chris Garrett vs. Tennessee	2009
		Donte Harden at Wyoming	2008

### Career

1.	3	Chris Garrett	2006-09
----	---	---------------	---------

## Longest Kick Return

1.	100	(TD) DL Knock vs. Howard	2018
100		(TD) Daz' Patterson vs. Buffalo	2012
100		(TD) Donte Harden at Wyoming	2008
4.	99	(TD) Kahieem Maxwell vs. W. Michigan	1998
5.	98	(TD) Keegan Wilburn vs. Fordham	2022
6.	97	(TD) Chris Garrett vs. Akron	2008
97		(TD) L.J. Flintall vs. VMI	2008
7.	95	(TD) Chris Garrett vs. Tennessee	2009
8.	94	(TD) Chris Garrett vs. Wyoming	2007
94		Jerry France vs. Bowling Green	1964
9.	93	(TD) Joshua Abrams vs. Miami	2007

\*Tangerine Bowl



DL Knock tied the school record by running the second-half kickoff back 100 yards for a touchdown in the 2018 season opener against Howard.



## Most Total Tackles

Game	Rank	Player	Year
1.	29	David Terry vs. Eastern Mich.	1989
2.	23	Benny King vs. Ball St.	1993
3.	22	Benny King vs. Akron	1993
4.	21	Jabaar Thompson vs. Utah St.	1994
5.	20	Jabaar Thompson vs. Akron	1993
6.	19	Quentin Poling at Massachusetts	2017
	19	Benny King vs. Bowling Green	1993
	19	Chris London vs. Akron	
8.	18	Jabaar Thompson vs. E. Michigan	1994
	18	Jabaar Thompson vs. Kent St.	1993
10.	17	- Several Last Toran Davis vs. Texas State	2016

## Season (Since 1975)

1.	177	David Terry	1988
2.	171	Mike Mangen	1983
3.	169	Jack LeVeck	1971
4.	159	Jabaar Thompson	1994
	159	David Terry	1989
	159	Frank Komar	1980
7.	158	Benny King	1993
8.	155	Noah Keller	2009
9.	154	Bill Garrett	1988
	154	Brian Mays	1985

## Career (since 1975)

1.	513	Mike Mangen	1981-84
2.	462	Benny King	1992-95
3.	458	Brian Mays	1982-85
4.	450	Bill Garrett	1986-89
5.	447	Jabaar Thompson	1992-95
6.	438	Noah Keller	2007-11
7.	418	Tedd Lucas	1976-79
8.	404	Doug Mangen	1984-87
9.	388	Scott Zele	1990-92
10.	373	Quentin Poling	2014-17

## Most Solo Tackles

Season (since 1975)	Rank	Player	Year
1.	106	David Terry	1988
2.	91	Bill Garrett	1988
3.	78	Dennis Fitzgerald	1997
4.	77	Matt Muncy	2005
5.	76	Evan Croutch	2018
6.	73	Chris London	1999
	73	Doug Mangen	1985
8.	72	Dennis Fitzgerald	1996
9.	71	Benny King	1995
	71	Blair Brown	2016

## Career (since 1975)

1.	219	Quentin Poling	2014-17
2.	205	Bill Garrett	1986-89
3.	203	Matt Muncy	2003-06
4.	198	Brian Mays	1982-85
5.	192	Mike Mangen	1981-84
6.	189	Javon Hagan	2016-19
7.	188	Doug Mangen	1984-87
8.	186	Dennis Fitzgerald	1995-97
9.	185	Chris London	1998-01
10.	183	Tom Carder	1995-98



**Matt Muncy, a two-time first-team All-MAC choice at linebacker, finished his career in 2006 ranked second in school history with 203 solo tackles. Muncy also is fourth in the Bobcat record book with 39.5 tackles for loss, including 17.0 in his senior season.**

## Most Assisted Tackles

Season (since 1975)	Rank	Player	Year
1.	131	David Terry	1989
2.	122	Scott Zele	1992
3.	119	Benny King	1993
4.	117	John Gamble	1980
5.	116	Mike Mangen	1983
	116	Frank Komar	1980
	116	Steve Groves	1976
8.	104	Jabaar Thompson	1993
9.	102	Jabaar Thompson	1994
	102	Scott Zele	1991

## Career (since 1975)

1.	321	Mike Mangen	1981-84
2.	297	Benny King	1992-95
3.	294	Jabaar Thompson	1992-95
4.	277	Tedd Lucas	1976-79
5.	265	Scott Zele	1990-92
6.	260	Noah Keller	2007-11
	260	Brian Mays	1982-85
8.	247	Steve Groves	1975-76, 78
9.	245	Bill Garrett	1986-89
10.	225	Frank Komar	1979-81
10.	218	John Gamble	1977-80

## Most Tackles for Loss

Game	Rank	Player	Year
1.	6.0	Mario Daniel vs. Ball St.	1996
2.	5.0	Dennis Chukwueke vs. Pittsburgh	2002
	5.0	Andre Parker vs. Iowa St.	2000
4.	4.0	Ernie Hodge vs. Kent State	2006
	4.0	Rob Stover vs. UCF	2004
	4.0	Rob Stover vs. SE Missouri	2003
	4.0	Rob Stover vs. Akron	2002
8.	3.5	Bryce Houston vs. Akron	2022
	3.5	Neal Huynh vs. UMass	2012
	3.5	Dak Notestine vs. BGSU	2009
	3.5	Kevin Carberry vs. Akron	2003
	3.5	Jason Carthen vs. E. Michigan	1992
	3.5	Landon Cohen vs. Kent St.	2006

## Season (since 1975)

1.	24.0	Jason Carthen	1992
2.	18.0	Frank Komar	1980
3.	17.0	Matt Muncy	2006
	17.0	Jason Carthen	1991
5.	16.0	Matt Weikert	2000
	16.0	Mario Daniel	1996
	16.0	Benny King	1995
	16.0	Doug Mangen	1987
	16.0	Tarell Basham	2016
10.	15.0	Henry Jontony	1980

## Career (since 1975)

1.	44.0	Jason Carthen	1990-92
2.	43.5	Quentin Poling	2014-17
3.	41.5	Tarell Basham	2013-16
4.	40.0	Benny King	1992-95
	40.0	Doug Mangen	1984-87
6.	39.5	Landon Cohen	2004-07
	39.5	Matt Muncy	2003-06
8.	34.0	Rob Stover	2002-04
9.	33.0	Frank Komar	1979-81
10.	31.5	Bryce Houston	2018-23
11.	31.0	Steve Groves	1975-76, 78





Defensive end Tarell Basham set single-season and career sack records for the Bobcats during the 2016 season. Basham finished with 11.5 sacks on the season and 29.5 for his career.

## Most Sacks

Game	Sacks	Opponent	Year
1.	3.0	Nic Barber vs. New Mexico St.	2011
	3.0	Stafford Gatling vs. Louisiana	2010
	3.0	Dak Notestine vs. BGSU	2009
	3.0	Mario Daniel vs. Ball St.	1996
	3.0	Bobby Holloway vs. Hawaii	1996
	3.0	Andre Jackson vs. Toledo	1996
7.	2.5	Ty Branz at Akron	2013
	2.5	Kevin Carberry vs. Akron	2003
8.	2.0	Many Times	
		Last: vs. Kent State	2023

### Season (since 1975)

1.	11.5	Tarell Basham	2016
2.	9.0	Jason Carthen	1992
3.	8.0	Mario Daniel	1996
	8.0	Jason Carthen	1991
	8.0	Tom Kutz	1987
6.	7.5	Tarell Basham	2013
	7.5	Jameson Hartke	2006
8.	7.0	Rahim Slaise	1998
	7.0	Andre Jackson	1997
	7.0	John Guznik	1985
10.	6.5	Dak Notestine	2009

### Career (since 1975)

1.	29.5	Tarell Basham	2013-16
2.	19.0	Andre Jackson	1995-97
3.	18.0	Quentin Poling	2014-17
4.	17.5	Jameson Hartke	2005-2008
5.	17.0	Jason Carthen	1990-92
6.	14.0	Leigh Barbour	1996-99
7.	14.0	Rahim Slaise	1996-98
8.	13.0	John Kraus	1996-99
9.	12.0	Ed Shy	1986-89
10.	11.5	Matt Muncy	2003-06

## Most Interceptions

Game	Interceptions	Opponent	Year
1.	3	Tevell Jones vs. Bowling Green	1997
	3	Roger Smith vs. Marshall	1987
	3	Eric Edwards vs. Richmond	1982
	3	Joe Callan vs. Cincinnati	1979
	3	Joe Callan vs. E. Michigan	1979
	3	Joe Callan vs. N. Illinois	1976
	3	Bill Frederick vs. Morris Harvey	1953
	3	Paul Winemiller vs. Kent St.	1949
	3	Pat Connelly vs. Butler	1948
	3	Quentin Poling vs. Idaho	2014

### Season

1.	*9	Joe Callan	1979
2.	7	Tevell Jones	1997
	7	John Dickason	1960
	7	Jim McKenna	1949
5.	6	Gerald Moore	2009
	6	Dion Byrum	2005
	6	Bop White	2002
	6	Tom Ascani	1952

### Career

1.	18	Joe Callan	1975-79
2.	17	Bop White	1999-02
3.	13	Bert Dampier	1970-72
	13	T.J. Wright	2003-06
5.	12	Mike Schott	1967-69
6.	11	Tevell Jones,	1994-97
	11	Bill Mitchell	1968-70
	11	Bill Frederick	1952-54
	11	Jim McKenna	1947-49
10.	10	Dion Byrum	2002-05
	10	Vincent Short	1977-80

## Most Interception Return Yards

Game	Return Yards	Opponent	Year
1.	123	Dion Byrum vs. Pittsburgh	2005

### Season

1.	173	John Dickason	1960
2.	153	Dion Byrum	2005
3.	141	Tevell Jones	1996
4.	119	T.J. Wright	2003
5.	116	Bert Dampier	1971
6.	120	Javon Hagan	2016
7.	110	Joseph Callan	1979
8.	109	Tim Pringle	1988
9.	103	Travis Carrie	2013
10.	100	Julian Posey	2009

### Career

1.	247	Bert Dampier	1970-72
2.	190	Travis Carrie	2008-13
3.	179	Joe Callan	1975-79
4.	177	Tevell Jones	1996-97
5.	173	John Dickason	1960
6.	172	T.J. Wright	2003-06
7.	166	Jim Albert	1961-63
8.	162	Dion Byrum	2002-05
9.	140	Mike Schott	1967-69
	140	Michael Mitchell	2005-08

## Most Interceptions Returned for Touchdowns

Game	Interceptions	Opponent	Year
1.	2	Dion Byrum vs. Pittsburgh	2005
2.	1	Several Times	

### Season

1.	2	Dion Byrum	2005
1.	2	Quinton Poling	2015
2.	1	Several Times	

### Career

1.	2	Quentin Poling	2013-2017
2.	2	Dion Byrum	2002-05

## Most Pass Break-Ups

Season	Break-Ups	Player	Year
1.	19	Bradd Ellis	2017
	18	T.J. Wright	2006
3.	16	Mark Parson	2006
4.	13	Devin Bass	2013
	13	Travis Carrie	2011
	13	Dion Byrum	2003
	13	Chip Cox	2002
8.	12	Jamal Hudson	2018
	12	Ian Wells	2014
	12	Chip Cox	2003

### Career

1.	44	T.J. Wright	2003-06
2.	34	Bop White	1999-02
3.	32	Devin Bass	2012-15
4.	31	Mark Parson	2005-08
5.	30	Ian Wells	2011-15
6.	29	Dion Byrum	2002-05
	29	Chip Cox	2001-04
8.	26	Javon Hagan	2016-19
9.	25	Travis Carrie	2008-13
10.	24	Bradd Ellis	2014-17

## Most Passes Defended (INT + PBU)

Season	Passes Defended	Player	Year
1.	22	T.J. Wright	2006
2.	21	Bradd Ellis	2017
3.	17	Devin Bass	2013
	17	Travis Carrie	2011
	17	Mark Parson	2006
6.	16	Bop White	1999
7.	15	Dion Byrum	2003
	15	Chip Cox	2002
	15	Tevell Jones	1996
10.	14	T.J. Wright	2003

### Career

1.	57	T.J. Wright	2003-06
2.	51	Bop White	1999-02
3.	39	Dion Byrum	2002-05
4.	36	Travis Carrie	2008-13
	36	Mark Parson	2005-2008
	36	Devin Bass	2012-2015
7.	33	Chip Cox	2001-04
8.	32	Javon Hagan	2016-19
	32	Ian Wells	2011-15
10.	27	Bradd Ellis	2014-17

## Longest Interception Return

Game	Return Yards	Player	Year
1.	95	Jim Albert vs. W. Michigan	1963
2.	88	Bob Short vs. Western Reserve	1950
3.	85	Dion Byrum vs. Pittsburgh	2005
4.	84	Steve Robinson vs. Kent St.	1967
5.	81	Travis Carrie vs. BGSU	2011



## Ohio Individual (since 1947)

Rushing Yards		
282	Kareem Wilson vs. Bowling Green	1996
Rushing Touchdowns		
4	Seven Times; Last: Nathan Rourke vs. Akron	2018
Longest Run		
93	Glenn Hunter vs. E. Michigan	1983
Passing Yards		
537	Kurtis Rourke vs. Fordham	2022
Completions		
41	Kurtis Rourke vs. Fordham	2022
Passing Touchdowns		
5	Kurtis Rourke vs. Akron	2022
	Boo Jackson vs. Akron	2008
Long Pass		
98	Tom Dubs to Richard Hill vs. Kent St.	1991
Receptions		
12	Bobby Cameron vs. Kent St.	1986
Receiving Yards		
203	Todd Snyder vs. Dayton	1968
Receiving Touchdowns		
3	Donte' Foster vs. Miami	2013
	Taylor Price vs. Akron	2008
	Dave Juenger vs. Toledo	1972
Total Offense		
395	Sammy Shon vs. E. Michigan	1980
All-Purpose Yards		
322	Donte' Harden vs. Temple	2011
Points		
24	Seven Times; Last: Nathan Rourke vs. Akron	2018
Field Goals Made		
4	Nathaniel Vakos	2022
	Louie Zervos vs. Texas State	2016
Longest Field Goal		
56	Brian Huston vs. Bowling Green	1997
Longest Punt		
75	Dave Zastudil vs. Akron	1998
75	Mike Green vs. Bowling Green	1975
Punt Return Yards		
153	Dick Phillips vs. Western Reserve	1950
Longest Punt Return		
88	Chris Garrett vs. W. Michigan	2006
Kickoff Return Yards		
196	Joshua Abrams vs. Miami	2007
Longest Kickoff Return		
100	DL Knock vs. Howard	2018
Tackles		
23	Benny King vs. Ball St.	1993
Tackles for Loss		
4.0	Rob Stover vs. SE Missouri	2003
4.0	Rob Stover vs. Akron	2002
Sacks		
3.0	Andre Jackson vs. Toledo	1996
Interceptions		
3	Seven Times; Last: Quentin Poling vs. Idaho	2014



A school-record crowd of 25,893 packed Peden Stadium on Sept. 8, 2012 to watch the Bobcats in their home-opener against New Mexico State. The Bobcats defeated the Aggies 51-24. The week before, Ohio defeated Penn State 24-14 to open the 2012

## Ohio Team (since 1947)

Points		
58	vs. UMass	2018
Total Offense		
692	vs. Fordham	2022
Rushing Yards		
444	vs. Central Michigan	2000
Rushing Touchdowns		
7	vs. Central Michigan	2000
Passing Yards		
437	vs. Fordham	2022
Completions		
41	vs. Fordham	2022
Touchdown Passes		
5	vs. Buffalo	2022
	vs. Akron	2008
Interceptions Thrown		
4	vs. Akron	1951
Field Goals Made		
3	Several Times; Last: vs. Wyoming	2022
Most Punts		
12	Three Times; Last vs. Marshall	1986
Punt Return Yards		
202	vs. Western Reserve	1950
Kickoff Return Yards		
261	vs. Miami	2007
First Downs		
38	vs. Tennessee Tech	2000
Offensive Plays		
110	vs. Bowling Green	2014
Yards Penalized		
155	vs. Kent	2007
Interceptions By		
6	vs. Kent State	2005
6	vs. West Virginia	1949
Sacks		
9	vs. Bowling Green	1996
Tackles for Loss		
19	vs. Akron	1998
Longest Winning Streak		
9		2017-2019
		1967-69

## Top Peden Crowds (Cap. 24,000)

1.	25,893	New Mexico State	Sept. 8, 2012
2.	25,542	Akron	Oct. 13, 2012
3.	25,211	Idaho	Sept. 20, 2014
4.	24,617	Connecticut	Sept. 5, 2009
5.	24,545	Pittsburgh	Sept. 9, 2005
6.	24,511	North Texas	Sept. 7, 2013
7.	24,836	Marshall	Sept. 14, 2013
8.	24,244	Marshall	Sept. 17, 2011
9.	24,000	Iowa State	Sept. 22, 2001
10.	24,311	Bowling Green	Oct. 11, 2014
11.	23,904	Syracuse	Sept. 4, 2021
12.	23,826	Central Michigan	Oct. 12, 2013
13.	23,673	Norfolk State	Sept. 22, 2012
14.	23,570	Central Michigan	Oct. 7, 2017
15.	23,566	Eastern Michigan	Oct. 15, 2016
16.	23,427	Miami	Oct. 20, 2001
17.	23,336	Buffalo	Sept. 20, 1997
18.	23,155	Gardner-Webb	Sept. 10, 2011
19.	23,146	Ball State	Oct. 15, 2011
20.	23,108	Akron	Oct. 8, 2022

## Top Road Crowds

1.	107,306	Penn State	Sept. 10, 2022
2.	105,075	Ohio State	Sept. 18, 2010
3.	105,002	Ohio State	Sept. 6, 2008
4.	101,362	Tennessee	Sept. 17, 2016
5.	97,186	Penn State	Sept. 1, 2012
6.	93,222	Ohio State	Sept. 18, 1999
7.	84,002	Florida	Sept. 14, 2002
8.	74,676	Wisconsin	Sept. 12, 1998
9.	66,233	Virginia Tech	Sept. 15, 2007
10.	65,115	Virginia Tech	Sept. 17, 2005



# ALL-TIME RESULTS

# OHIO BOBCATS FOOTBALL

1894 (0-1-0 .000)

No Coach

Marietta L 0-8

1895 (2-3-0 .400)

Coach Harvey Deme

Parker HS W 18-0  
Ohio Wesleyan L 0-38  
Marietta L 0-24  
Marietta L 0-66  
Lancaster W 60-0  
78-128

1896 (4-2-1 .643)

Coach Frank Remsburg

Marietta L 10-22  
Chillicothe W 12-6  
Cincinnati L 0-52  
Parker HS T 0-0  
Portsmouth W 18-0  
Denison W 18-12  
Chillicothe YMCA W 22-8  
70-100

1897 (7-2-0 .778)

Coach Warwick Ford

Cincinnati L 0-12  
Marietta L 0-4  
Muskingum W 32-0  
Denison W 28-0  
Ohio Medical W 12-0  
Otterbein W 24-0  
Marietta W 6-4  
West Virginia W 12-0  
D & D Institute W 36-6  
150-26

1898 (1-2-1 .375)

Coach Peter McLaren

Cincinnati T 12-12  
Dayton "Y" W 11-5  
Ohio Medical L 0-12  
West Virginia L 0-16  
23-45

1899 (2-2-0 .500)

Coach Fred Sullivan

Muskingum W 33-0  
Ohio Medical L 0-36  
Ohio State L 0-41  
Nelsonville W 45-0  
78-77

1900 (2-4-1 .357)

Coach Karl Core

Parkersburg AC L 0-5  
Ohio State L 0-20  
Otterbein W 12-0  
Ohio Wesleyan W 17-0  
Washington & Jefferson L 0-49  
Wittenberg T 5-5  
Ohio Wesleyan L 5-6  
39-85

1901 (6-1-2 .778)

Coach Art Jones

Ohio Wesleyan W 6-5  
Parkersburg HS W 35-0  
Ohio State L 0-17  
Denison W 12-0  
Marietta W 11-5

Cincinnati W 16-0

Otterbein T 0-0

Muskingum W 17-5

Marietta T 11-11

108-43

1902 (0-5-1 .083)

Coach Harold Monosmith

Parkersburg HS T 0-0 Ohio  
State L 0-17  
Parkersburg AC L 0-31  
W. Pennsylvania L 0-34 Bethany  
L 0-11  
Marietta L 0-50  
0-143

1903 (2-4-0 .333)

Coach Fred Sullivan

Gallipolis W 28-0  
Mercer Bus. College W 5-0  
Marietta L 5-28  
Wittenberg L 0-40  
Otterbein L 0-22  
Marietta L 0-54  
38-144

1904 (2-4-1 .357)

Coach Henry Hart

Mercer Bus. College W 34-0  
Marietta L 0-31  
Wittenberg L 5-10  
Otterbein L 0-18  
Buckhannon L 0-18  
Athens HS W 12-0  
Bethany T 6-6  
57-83

1905 (2-5-2 .333)

Coach Joseph Railsback

Marietta T 0-0  
Washington & Jefferson L 0-57  
West Virginia L 0-28  
Otterbein L 5-6  
Ohio Northern L 0-44  
Muskingum T 0-0  
Marshall L 5-6  
Marietta W 6-0 Muskingum  
W 32-0  
48-141

1906 (7-1-0 .875)

Coach Arthur McFarland

Columbus East HS W 20-0  
West Virginia W 9-6  
Otterbein W 10-0  
Buckhannon W 65-0  
Muskingum W 16-5  
Cincinnati W 16-5  
Denison W 20-0  
Marietta L 2-12  
158-28

1907 (3-4-1 .438)

Coach Arthur McFarland

Parkersburg "Y" T 6-6  
West Virginia L 5-35  
D & D Institute W 47-0  
Ohio Wesleyan L 0-6  
Parkersburg "Y" W 0-0  
Mount Union L 0-30  
Ohio Northern W 8-0  
Marietta L 0-60  
76-137

1908 (3-5-0 .375)

Coach Arthur McFarland

Marshall W 59-0  
Ohio Northern L 0-10  
Miami L 0-5  
Denison L 0-12  
Mount Union W 14-11  
Wittenberg W 25-5  
Otterbein L 5-6  
Parkersburg HS L 0-15  
103-64

1909 (2-4-2 .375)

Coach Robert Woods

W. Va. Wesleyan L 0-11  
Otterbein L 3-18  
Miami L 0-45  
Ohio Northern T 0-0  
Wilmington W 17-3  
Muskingum W 6-0  
Ohio Northern L 0-29  
Heidelberg T 0-0  
26-106

1910 (0-6-1 .071)

Coach Robert Woods

Kentucky State L 0-10  
Denison L 0-12  
Marietta L 0-12  
Wilmington L 0-6  
Pittsburgh L 0-71  
Muskingum T 0-0  
Otterbein L 0-12  
0-123

1911 (3-3-2 .500)

Coach Arthur Hinaman

Ohio Wesleyan L 0-10  
West Virginia L 0-3  
Marshall T 5-5  
Otterbein T 11-11  
Kenyon W 16-0  
Muskingum W 50-0  
Wittenberg L 0-10  
Marietta W 6-5  
88-44

1912 (1-7-1 .167)

Coach Arthur Hinaman

Kenyon T 7-7  
Ohio Wesleyan L 6-8  
Wittenberg L 12-27  
W. Va. Wesleyan L 0-6  
Buchtel L 0-27  
Miami L 6-18  
Otterbein W 10-7  
West Reston L 7-41  
Marietta L 0-27  
48-168

1913 (2-5-1 .313)

Coach Mark Banks

Wilmington W 30-0  
Cincinnati L 2-20  
Muskingum T 3-3  
Otterbein L 0-21  
Denison L 0-52

Miami L 6-44

Wooster W 7-6

Marietta L 7-13

55-159

1914 (4-4-0 .500)

Coach Mark Banks

Otterbein W 36-0  
Miami W 6-0  
Denison L 0-20  
Ohio Wesleyan W 16-7  
Marietta L 19-23  
Wooster W 36-6  
Mount Union L 6-28  
Cincinnati L 0-15  
119-99

1915 (8-1-0 .889)

Coach Mark Banks

Marshall W 21-7  
Transylvania W 5-0  
Ohio Northern W 16-0  
Cincinnati W 15-0  
Muskingum W 36-0  
Otterbein W 48-7  
Marietta W 16-6  
Wittenberg W 12-0  
Miami L 6-13  
175-33

1916 (5-2-1 .688)

Coach Mark Banks

Ohio Wesleyan T 0-0  
Syracuse L 0-72  
Otterbein W 13-7  
Kenyon W 6-0  
Wittenberg W 9-3  
Cincinnati W 33-10  
Wooster L 0-9  
Oberlin W 13-7  
154-108

1917 (3-5-0 .375)

Coach Mark Banks

Wooster L 0-20  
Ohio Wesleyan L 0-14 Carnegie  
Tech L 0-21  
Cincinnati W 22-0  
Baldwin-Wallace W 43-0  
Kenyon W 20-0  
Oberlin L 0-46 Marietta  
L 0-6 185-107

1918 (4-0-1 .900)

Coach Frank Gullum

Ohio St. Freshman W 13-6  
Cincinnati T 6-6  
Denison W 7-0  
Camp Sherman W 62-0  
Marietta W 52-7  
140-19

1919 (3-5-0 .375)

Coach Frank Gullum

Muskingum W 13-6  
Akron L 6-10  
Heidelberg L 6-7  
Kenyon W 19-7  
Ohio Wesleyan L 0-6  
Baldwin-Wallace W 80-0  
Wittenberg L 7-33  
Denison L 16-32  
147-101

1920 (4-3-0 .571)



**Coach Russ Finsterwald**

Bethany	W	7- 0
Cincinnati	L	0- 6
Marshall	W	55- 0
Otterbein	W	54-14
Denison	L	0-17
Heidelberg	L	0- 7
Akron	W	39- 0
		155-44

**1921 (4-4-1 .500)**  
**Coach Russ Finsterwald**

Morris Harvey	W	40- 0
Syracuse	L	0-38
Bethany	L	0-13
West Virginia	L	0- 7
Denison	L	7-14
Baldwin-Wallace	W	35- 0
Cincinnati	W	7- 6
Columbia	W	23-21
Marietta	T	0- 0
		112-99

**1922 (5-3-0 .625)**  
**Coach Russ Finsterwald**

Baldwin-Wallace	W	28- 0
Marietta	W	3- 0
West Virginia	L	0-28
Bethany	L	0- 7
Xavier	L	7-13
Western Reserve	W	35- 0
Denison	W	7- 0
Otterbein	W	20- 0
		100-48

**1923 (3-5-1 .389)**  
**Coach F. B. Heldt**

Marietta	L	3- 7
Denison	T	7- 7
Kenyon	W	14- 0
Western Reserve	W	7- 0
Xavier	L	7-15
Oberlin	L	0- 6
Ohio Wesleyan	L	0-40
Rio Grande	W	20- 0
Cincinnati	L	7-13
		65-88

**1924 (4-4-0 .500)**  
**Coach Don Peden**

Rio Grande	W	10- 0
Wittenberg	L	0- 3
Oberlin	L	7-13
Kenyon	W	6- 0
Ohio Northern	L	7-12
Marietta	W	21-17
Denison	L	7-14
Ohio Wesleyan	W	6- 0
		64-59

**1925 (6-2-0 .750)**  
**Coach Don Peden**

Rio Grande	W	19- 6
Denison	W	26- 0
Toledo	W	7- 0
Ohio Wesleyan	L	0-26
Ohio Northern	L	0- 6
Marietta	W	10- 0
Cincinnati	W	13- 2
Wittenberg	W	20- 0
		95-40

**1926 (5-2-1 .688)**  
**Coach Don Peden**

Rio Grande	W	40- 0
Akron	L	0- 3
Denison	W	6- 0
Cincinnati	W	38- 7
Ohio Wesleyan	T	0- 0

Ohio Northern	W	9- 0
Marietta	W	12- 0
Wittenberg	L	6- 7
		111-17

**1927 (4-2-2 .625)**  
**Coach Don Peden**

Rio Grande	W	21- 0
Michigan	L	0-27
Ohio Northern	W	25- 0
Marietta	W	20- 0
Wittenberg	L	0-28
Denison	W	12- 7
Cincinnati	T	7- 7
Ohio Wesleyan	T	0- 0
		85-69

**1928 (6-3-0 .667)**  
**Coach Don Peden**

Rio Grande	W	45- 7
West Liberty	W	14- 6
Wittenberg	L	12-13
Cincinnati	W	66- 6
Ohio Northern	W	39- 0
Miami	L	13-20
Marietta	W	40- 0
Ohio Wesleyan	L	0- 7
Denison	W	27-13
		256-72

**1929 (9-0-0 1.000)**  
**Coach Don Peden**  
**(Buckeye A. A. Champion)**

Indiana	W	18-0
West Liberty	W	26-0
Ohio Wesleyan	W	21-7
Muskingum	W	59-0
Cincinnati	W	35-0
Miami	W	14-0
Denison	W	54-0
Marietta	W	45-0
Wittenberg	W	33-0
		305-7

**1930 (8-0-1 .944)**  
**Coach Don Peden**  
**(Buckeye A. A. Champion)**

Wilmington	W	27- 0
Butler	W	12- 7
West Liberty	T	13-13
Western Reserve	W	47- 0
Miami	W	27- 6
Cincinnati	W	48- 0
Denison	W	36- 0
Dayton	W	10- 6
Ohio Wesleyan	W	7- 0
		227-32

**1931 (7-1-0 .875)**  
**Coach Don Peden**  
**(Buckeye A. A. Champion)**

Indiana	L	6- 7
Butler	W	40- 0
Denison	W	33- 0
Simpson	W	22- 0
Cincinnati	W	13- 7
Ohio Wesleyan	W	18- 0
DePauw	W	27- 0
Miami	W	13- 0
		172-14

**1932 (7-2-0 .778)**  
**Coach Don Peden**

Rio Grande	W	19- 0
Indiana	L	6- 7
Franklin	W	39- 0
Navy	W	14- 0
Miami	L	0-16
Georgetown	W	27- 0
Wittenberg	W	19- 6

Ohio Wesleyan	W	25- 0
Cincinnati	W	23- 0
		172-29

**1933 (6-2-1 .722)**  
**Coach Don Peden**

Morris Harvey	W	61- 0
Purdue	L	6-13
Franklin	W	78- 0
Miami	W	6- 0
Transylvania	W	68- 0
Wittenberg	W	39- 0
Marshall	T	0- 0
Cincinnati	L	0- 2
Ohio Wesleyan	W	19-13
		277-28

**1934 (4-4-1 .500)**  
**Coach Don Peden**

Rio Grande	W	53- 0
Indiana	L	0-27
Georgetown	W	36- 6
Miami	L	0- 7
Marshall	W	8- 0
West Virginia	L	2- 7
Cincinnati	T	0- 0
Dayton	W	17- 0
Ohio Wesleyan	L	0-20
		116-67

**1935 (8-0-0 1.000)**  
**Coach Don Peden**  
**(Buckeye A. A. Champion)**

Illinois	W	6- 0
John Carroll	W	49- 0
Marshall	W	20-13
Dayton	W	26- 0
Miami	W	20- 0
Muskingum	W	20-17
Cincinnati	W	16- 6
Ohio Wesleyan	W	13- 0
		170-36

**1936 (5-2-1 .688)**  
**Coach Don Peden**  
**(Buckeye A. A. Champion)**

Purdue	L	0-47
Marshall	T	13-13
Kent	W	6- 0
Miami	L	0- 3
Cincinnati	W	10- 7
Muskingum	W	32- 0
Ohio Wesleyan	W	20- 0
John Carroll	W	21- 0
		102-70

**1937 (5-3-1 .611)**  
**Coach Don Peden**

Rio Grande	W	80- 0
Illinois	L	6-20
Western Reserve	L	0- 7
Miami	W	19- 0
Dayton	L	0- 6
Marshall	T	13-13
Cincinnati	W	17- 0
Rutgers	W	13- 0
Ohio Wesleyan	W	20- 6
		168-52

**1938 (7-2-0 .778)**  
**Coach Don Peden**  
**(Buckeye A. A. Champion)**

Illinois	W	6- 0
Xavier	W	14-12
Western Reserve	L	14-26
Wayne	W	52- 7
Cincinnati	W	13-12
Miami	W	20-12

Dayton	L	0-13
Marshall	W	14- 7
Ohio Wesleyan	W	28- 0
		161-89

**1939 (6-3-0 .667)**  
**Coach Don Peden**

Western Kentucky	L	7-14
Butler	L	7-12
Western Reserve	W	14-12
Ohio Wesleyan	L	7-12
Xavier	W	20- 6
Dayton	W	14- 0
Morris Harvey	W	14-13
Miami	W	20- 7
Western Michigan	W	13- 6
		116-82

**1940 (5-2-2 .667)**  
**Coach Don Peden**

Youngstown St.	W	13- 0
Butler	T	7- 7
Western Michigan	W	20- 7
Furman	W	15- 6
Ohio Wesleyan	T	0- 0
Miami	W	27- 0
Western Reserve	L	0- 6
Dayton	W	7- 0
Xavier	L	0- 6
		89-32

**1941 (5-2-1 .688)**  
**Coach Don Peden**

Western Kentucky	W	20- 7
Butler	W	20- 7
Miami	W	26- 0
Ohio Wesleyan	W	21- 0
Dayton	W	21- 7
Youngstown St.	L	0-14
Western Reserve	L	0- 7
Akron	T	0- 0
		108-42

**1942 (5-3-0 .625)**  
**Coach Don Peden**

Akron	W	39- 0
Butler	W	6- 0
Cincinnati	L	7-26
Ohio Wesleyan	W	26-14
Miami	W	39-13
Western Reserve	L	7-20
Xavier	W	20-14
Dayton	L	0-20
		144-107

**1943 (No Record)**  
Ohio University did not field a football team due to World War II

**1944 (No Record)**  
Ohio University did not field a football team due to World War II

**1945 (3-4-0 .429)**  
**Coach Don Peden**

Bowling Green	L	0- 6
Western Michigan	L	20-21
Cincinnati	W	20-19
Miami	L	0-34
Murray State	L	13-19
Baldwin-Wallace	W	33- 7
West Virginia	W	14- 0
		100-106

**1946 (6-3-0 .667)**



## Coach Don Peden

Murray State	W	27- 7
Western Michigan	W	25- 7
Muskingum	W	38- 0
Ohio Wesleyan	W	49- 7
Baldwin-Wallace	W	21-14
Xavier	W	25- 6
Cincinnati	L	0-19
Miami	L	14-23
Dayton	L	7-14
		206-97

## 1947 (3-5-1 .389, 1-3-0 .250 MAC)

### Coach Harold Wise

Ohio Northern	W	34- 0
Butler	W	14- 7
at Western Reserve	L	7-20
at Bowling Green	L	0- 2
at Miami	L	0-21
Cincinnati	L	0-34
Ohio Wesleyan	T	7- 7
Dayton	L	6- 8
Xavier	W	12- 7
		80-116

## 1948 (3-6-0 .333, 2-3-0 .400 MAC)

### Coach Harold Wise

Bowling Green	L	7-13
at Washington & Lee	L	0-13
at Cincinnati	L	13-18
at Western Reserve	W	37- 7
Miami	L	0-21
Duquesne	W	14-13
at West Virginia	L	6-48
at Butler	W	14- 6
Western Michigan	L	7-40
		98-179

## 1949 (4-4-1 .500, 2-2-0 .500 MAC)

### Coach Carroll Widdoes

West Virginia	W	17- 7
at Western Michigan	W	16- 6
at Kent	W	34- 6
at Western Reserve	T	7- 7
at Miami	L	0-26
at Marshall	L	6-14
Cincinnati	L	13-34
Butler	W	14- 0
Buffalo	L	7-20
		114-120

## 1950 (6-4-0 .600, 2-2-0 .500 MAC)

### Coach Carroll Widdoes

at Akron	W	28- 6
at Illinois	L	2-28
at Butler	W	21-14
Western Reserve	W	35- 0
at Kent	L	13-35
Miami	L	20-28
at Cincinnati	L	0-23
at Buffalo	W	22-14
Western Michigan	W	10- 7
Marshall	W	14- 6
		165-161

## 1951 (5-4-1 .550, 2-2-0 .500 MAC)

### Coach Carroll Widdoes

at Morris Harvey	W	26- 0
Akron	W	40- 7
at Western Michigan	W	13- 0
Bowling Green	W	28- 7
at Miami	L	0- 7
Kent	W	28-27
at Toledo	L	6-13
Cincinnati	L	0-40

Eastern Kentucky	L	13-27
at Marshall	T	13-13
		167-141

## 1952 (6-2-1 .722, 5-2-0 .714 MAC)

### Coach Carroll Widdoes

at Morris Harvey	W	20- 6
Toledo	W	22-20
at Western Reserve	W	22- 7
at Kent	W	27-18
Miami	L	0-20
Western Michigan	W	28-13
at Cincinnati	L	7-14
at Bowling Green	W	33-14
Marshall	T	21-21
		180-133

## 1953 (6-2-1 .722, 5-0-1 .917 MAC)

### MAC Champion

### Coach Carroll Widdoes

at Toledo	W	26- 0
at Harvard	L	0-16
Western Reserve	W	39- 0
Kent	W	40-21
at Miami	T	7- 7
at Western Michigan	W	67-12
Morris Harvey	W	38- 7
Bowling Green	W	22-14
at Marshall	L	6- 9
		245-86

## 1954 (6-3-0 .667, 5-2-0 .714 MAC)

### Coach Carroll Widdoes

Xavier	W	12- 0
Toledo	W	28-20
at Western Reserve	W	37- 0
at Kent	W	14- 7
Miami	L	13-46
at Harvard	L	13-27
at Western Michigan	L	6-19
at Bowling Green	W	26-14
Marshall	W	26-25
		175-158

## 1955 (5-4-0 .556, 3-3-0 .500 MAC)

### Coach Carroll Widdoes

at Youngstown St.	W	6- 0
Marshall	W	13- 6
at Toledo	W	40-13
Kent	L	14-20
at Miami	L	7-34
at Indiana	L	14-21
Western Michigan	W	40-14
Bowling Green	L	0-13
Morris Harvey	W	32-13
		166-134

## 1956 (2-7-0 .222, 2-4-0 .333 MAC)

### Coach Carroll Widdoes

at Florida State	L	7-47
Toledo	L	13-19
at Xavier	L	7-31
at Kent	L	13-32
Miami	L	7-16
Louisville	L	19-25
at Western Michigan	W	27- 0
at Bowling Green	L	27-41
Marshall	W	16- 0
		36-211

## 1957 (2-6-1 .278, 1-4-1 .250 MAC)

### Coach Carroll Widdoes

at Indiana (Pa.)	W	50- 0
at Toledo	L	6-14
Kent	L	9-14

at Harvard	L	7-14
at Miami	L	0-26
at Marshall	L	28-34
Western Michigan	W	20- 7
Bowling Green	T	7- 7
at Louisville	L	7-40
		134-156

## 1958 (5-4-0 .556, 2-4-0 .333 MAC)

### Coach Bill Hess

Youngstown St.	W	38- 0
Toledo	W	13- 6
at Kent	L	6-14
at Dayton	W	27- 8
Miami	L	10-14
Marshall	W	22- 0
at Western Michigan	L	14-21
at Bowling Green	L	6-33
Louisville	W	23- 6
		159-102

## 1959 (7-2-0 .778, 4-2-0 .667 MAC)

### Coach Bill Hess

at Toledo	W	36- 7
Kent	W	46- 0
Xavier	W	25- 7
at Youngstown St.	W	44-12
at Miami	L	0-24
Western Michigan	W	12- 9
at Marshall	W	21-14
Louisville	W	22-15
Bowling Green	L	9-13
		215-101

## 1960 (10-0-0 1.000, 6-0 1.000 MAC)

### NATIONAL SMALL COLLEGE CHAMPION

### MAC Champion

### Coach Bill Hess

Sept. 17	at Dayton	W	28- 0
Sept. 24	Toledo	W	48- 7
Oct. 1	at Kent	W	25- 8
Oct. 8	at Boston University	W	36- 6
Oct. 15	at Xavier	W	6- 0
Oct. 22	Miami	W	21- 0
Oct. 29	at Western Michigan	W	24- 0
Nov. 5	Marshall	W	19- 0
Nov. 12	at Bowling Green	W	14- 7
Nov. 19	Southern Illinois	W	48- 6
			269-34

## 1961 (5-3-1 .611, 3-2-1 .583 MAC)

### Coach Bill Hess

Sept. 23	at Toledo	W	10- 6
Sept. 30	Kent	L	17-23
Oct. 7	at Dayton	W	14-13
Oct. 14	Xavier	L	3- 6
Oct. 21	at Miami	W	28-18
Oct. 28	at Delaware	W	17-16
Nov. 4	at Marshall	W	14- 7
Nov. 11	Bowling Green	L	6- 7
Nov. 18	Western Michigan	T	20-20
			129-116

## 1962 (8-3-0 .727, 5-1-0 .833 MAC)

### Coach Bill Hess

Sept. 22	Toledo	W	31- 0
Sept. 29	Kent	W	21- 0
Oct. 6	at Dayton	W	27-25
Oct. 13	Xavier	W	20- 6
Oct. 20	Miami	W	12- 6
Oct. 27	at Buffalo	W	41- 6
Nov. 3	Marshall	W	35- 0
Nov. 10	at Bowling Green	L	6- 7
Nov. 17	at Western Michigan	W	32-16
Nov. 24	at Iowa State	L	22-31

## Sun Bowl

Dec. 31	West Texas State	L	14-15
			261-112

## 1963 (6-4-0 .600, 5-1-0 .833 MAC)

### MAC Champion

### Coach Bill Hess

Sept. 21	Buffalo	L	0- 7
Sept. 28	at Dayton	W	13- 6
Oct. 5	Kent	W	20- 0
Oct. 12	at Toledo	L	17-18
Oct. 19	Delaware	L	12-29
Oct. 26	at Miami	W	13-10
Nov. 2	at Xavier	L	0-20
Nov. 9	Western Michigan	W	27-13
Nov. 16	Bowling Green	W	16- 0
Nov. 23	at Marshall	W	17- 0
			135-103

## 1964 (5-4-1 .550, 3-2-1 .583 MAC)

### Coach Bill Hess

Sept. 19	at West Texas State	W	16-14
Sept. 26	at Purdue	L	0-17
Oct. 3	at Kent	T	3- 3
Oct. 10	Toledo	W	21-12
Oct. 17	Xavier	L	19-23
Oct. 24	Miami	W	10- 7
Oct. 31	Dayton	W	24- 0
Nov. 7	at Western Michigan	L	8-13
Nov. 14	at Bowling Green	W	21- 0
Nov. 21	Marshall	L	0-10
			122-99

## 1965 (0-10-0 .000, 0-6 .000 MAC)

### Coach Bill Hess

Sept. 18	West Texas St.	L	0- 7
Sept. 25	at Maryland	L	7-24
Oct. 2	Kent	L	10-27
Oct. 9	at Toledo	L	7-21
Oct. 16	Xavier	L	19-21
Oct. 23	at Miami	L	0-34
Oct. 30	at Dayton	L	7-13
Nov. 6	Western Michigan	L	6-17
Nov. 13	Bowling Green	L	7-17
Nov. 20	at Marshall	L	14-29
			77-210

## 1966 (5-5-0 .500, 3-3 .500 MAC)

### Coach Bill Hess

Sept. 17	at Purdue	L	3-42
Sept. 24	at Boston College	W	23-14
Oct. 1	at Kent	W	12-10
Oct. 8	Toledo	W	21- 6
Oct. 15	Xavier	W	24-10
Oct. 22	Miami	L	13-33
Oct. 29	Dayton	L	12-20
Nov. 5	at Western Michigan	L	13-20
Nov. 12	at Bowling Green	L	0-28
Nov. 19	Marshall	W	28- 0
			149-183

## 1967 (6-4-0 .600, 5-1-0 .833 MAC)

### MAC Co-Champion

### Coach Bill Hess

Sept. 16	at Toledo	W	20-14
Sept. 23	at Marshall	W	48-14
Sept. 30	Kent (forfeit)	W	1- 0
Oct. 7	at Kansas	W	30-15
Oct. 14	William & Mary	L	22-25
Oct. 21	at Miami	L	15-22
Oct. 28	at Dayton	L	9-10



Nov. 4	Western Michigan	W	20-10
Nov. 11	Bowling Green	W	31-7
Nov. 18	at Penn State	L	14-35
210-152			

**1968 (10-1-0 .909, 6-0-0 1.000 MAC)**

**MAC Champion**

**Coach Bill Hess**

Sept. 21	Marshall	W	48-8
Sept. 28	at Kent	W	31-7
Oct. 5	Toledo	W	40-31
Oct. 12	at William & Mary	W	41-0
Oct. 19	Miami	W	24-7
Oct. 26	Dayton	W	42-12
Nov. 2	at Western Michigan	W	34-27
Nov. 9	at Bowling Green	W	28-27
Nov. 16	at Cincinnati	W	60-48
Nov. 23	Northern Illinois	W	28-12

**Tangerine Bowl**

Dec. 28	Richmond	L	42-49
418-228			

**1969 (5-4-1 .550, 2-3-0 .400 MAC)**

**Coach Bill Hess**

Sept. 20	Kent	W	35-0
Sept. 27	at Minnesota	T	35-35
Oct. 4	at Toledo	L	9-34
Oct. 11	Xavier	W	31-6
Oct. 18	Miami	L	21-24
Oct. 25	at Penn State	L	3-42
Nov. 1	Western Michigan	W	22-17
Nov. 8	Bowling Green	L	16-23
Nov. 15	Cincinnati	W	46-6
Nov. 22	at Marshall	W	38-35
256-222			

**1970 (4-5-0 .444, 3-2-0 .600 MAC)**

**Coach Bill Hess**

Sept. 19	at Kent	W	24-14
Sept. 26	at Minnesota	L	7-49
Oct. 3	Toledo	L	7-42
Oct. 10	Dayton	W	17-14
Oct. 17	Miami	W	23-22
Oct. 24	at Cincinnati	L	21-29
Oct. 31	at Western Michigan	L	23-52
Nov. 7	at Bowling Green	W	34-7
Nov. 14	at Penn State	L	22-3
178-261			

**1971 (5-5-0 .500, 2-3-0 .400 MAC)**

**Coach Bill Hess**

Sept. 18	Bowling Green	L	19-20
Sept. 25	Kent	W	37-21
Oct. 2	at Toledo	L	28-31
Oct. 9	at Kentucky	W	35-6
Oct. 16	at Miami	W	3-0
Oct. 23	at Virginia Tech	L	29-37
Oct. 30	Western Michigan	L	14-28
Nov. 6	at Tulane	W	30-7
Nov. 13	Cincinnati	L	15-23
Nov. 20	at Marshall	W	30-0
240-173			

**1972 (3-8-0 .273, 1-4-0 .200 MAC)**

**Coach Bill Hess**

Sept. 9	Central Michigan	W	26-21
Sept. 16	at Idaho	L	14-17
Sept. 23	at Kent	L	14-37
Sept. 30	Toledo	W	38-22
Oct. 7	at Cincinnati	W	28-14
Oct. 14	Miami	L	7-31
Oct. 21	Virginia Tech	L	21-53
Oct. 28	at Western Michigan	L	17-34
Nov. 4	at Bowling Green	L	0-17
Nov. 11	at Tulane	L	6-44

Nov. 18	Marshall	L	14-31
185-321			

**1973 (5-5-0 .500, 2-3-0 .400 MAC)**

**Coach Bill Hess**

Sept. 22	Kent	L	7-35
Sept. 29	at Toledo	L	8-35
Oct. 6	at Northwestern	W	14-12
Oct. 13	at Miami	L	6-10
Oct. 20	at South Carolina	L	22-38
Oct. 27	Western Michigan	W	16-0
Nov. 3	Bowling Green	W	24-23
Nov. 10	Cincinnati	W	14-8
Nov. 17	at Penn State	L	10-49
Nov. 24	at Marshall	W	35-21
156-231			

**1974 (6-5-0 .546, 3-2-0 .600 MAC)**

**Coach Bill Hess**

Sept. 14	at North Carolina	L	7-42
Sept. 21	at Kent	W	20-0
Sept. 28	Toledo	L	16-19
Oct. 5	Northern Illinois	W	31-14
Oct. 12	Miami	L	3-31
Oct. 19	Morehead St.	W	49-10
Oct. 26	at Western Michigan	W	26-3
Nov. 2	at Bowling Green	W	33-22
Nov. 9	at Cincinnati	L	13-35
Nov. 16	at Penn State	L	16-35
Nov. 23	Marshall	W	35-0
249-211			

**1975 (5-5-1 .500, 3-3-1 .500 MAC)**

**Coach Bill Hess**

Sept. 13	at Central Michigan	T	6-6
Sept. 20	Ball State	W	10-0
Sept. 27	Kent	W	23-21
Oct. 4	at Minnesota	L	0-21
Oct. 11	at William & Mary	W	22-8
Oct. 18	at Miami	L	9-17
Oct. 25	at Toledo	L	10-14
Nov. 1	Western Michigan	W	24-10
Nov. 8	Bowling Green	L	17-19
Nov. 15	Cincinnati	L	5-6
Nov. 22	at Marshall	W	38-21
164-143			

**1976 (7-4-0 .636, 6-2-0 .750 MAC)**

**Coach Bill Hess**

Sept. 4	at Eastern Michigan	W	23-7
Sept. 18	at Kent	W	14-12
Sept. 25	Idaho	W	35-0
Oct. 2	Toledo	W	34-8
Oct. 9	at Central Michigan	L	15-17
Oct. 16	Miami	W	28-14
Oct. 23	William & Mary	L	0-20
Oct. 30	at Western Michigan	L	10-21
Nov. 6	at Bowling Green	W	31-26
Nov. 13	at Cincinnati	L	0-35
Nov. 20	Northern Illinois	W	63-15
253-175			

**1977 (1-10-0 .091, 0-8-0 .000 MAC)**

**Coach Bill Hess**

Sept. 10	at Marshall	W	49-27
Sept. 17	at Purdue	L	7-44
Sept. 24	Central Michigan	L	14-31
Oct. 1	Kent	L	23-44
Oct. 8	at Eastern Michigan	L	14-31
Oct. 15	at Miami	L	24-38
Oct. 22	at Toledo	L	29-31
Oct. 29	Western Michigan	L	22-28
Nov. 5	Cincinnati	L	26-38

Nov. 12	Bowling Green	L	27-39
Nov. 19	at Northern Illinois	L	6-20
241-371			

**1978 (3-8-0 .273, 3-5-0 .375 MAC)**

**Coach Bob Kappes**

Sept. 9	Eastern Michigan	W	23-22
Sept. 16	at Purdue	L	0-24
Sept. 23	at Kent	L	14-20
Sept. 30	Central Michigan	L	3-17
Oct. 7	at South Carolina	L	7-24
Oct. 14	Toledo	L	14-28
Oct. 21	at Western Michigan	W	10-7
Oct. 28	Miami	L	16-31
Nov. 4	at Cincinnati	L	0-35
Nov. 11	at Bowling Green	W	19-15
Nov. 18	Northern Illinois	L	14-23
120-246			

**1979 (6-5-0 .546, 4-4-0 .500 MAC)**

**Coach Brian Burke**

Sept. 8	at Minnesota	L	10-24
Sept. 15	Eastern Michigan	W	20-7
Sept. 22	Marshall	W	35-0
Sept. 29	Kent	W	43-13
Oct. 6	at Central Michigan	L	0-26
Oct. 13	at Miami	W	9-7
Oct. 20	at Toledo	L	13-21
Oct. 27	Western Michigan	L	6-20
Nov. 3	at Cincinnati	W	27-7
Nov. 10	at Bowling Green	W	48-21
Nov. 17	at Northern Illinois	L	27-28
238-174			

**1980 (6-5-0 .546, 5-4-0 .556 MAC)**

**Coach Brian Burke**

Sept. 13	at Minnesota	L	14-38
Sept. 20	Eastern Michigan	W	34-6
Sept. 27	Northern Illinois	L	21-22
Oct. 5	at Kent	L	14-15
Oct. 12	Central Michigan	W	24-9
Oct. 19	Miami	W	17-7
Oct. 26	Toledo	W	24-9
Nov. 2	at Western Michigan	L	7-13
Nov. 9	Marshall	W	28-20
Nov. 16	at Ball State	L	18-37
Nov. 23	at Bowling Green	W	21-20
222-196			

**1981 (5-6-0 .455, 5-4-0 .556 MAC)**

**Coach Brian Burke**

Sept. 12	at Minnesota	L	17-19
Sept. 19	Bowling Green	W	23-21
Sept. 26	Ball State	W	30-27
Oct. 3	at Toledo	L	14-21
Oct. 10	Cincinnati	L	9-19
Oct. 17	Eastern Michigan	W	29-7
Oct. 24	at Miami	L	14-40
Oct. 31	Central Michigan	L	21-38
Nov. 7	at Northern Illinois	L	14-38
Nov. 14	Western Michigan	W	37-20
Nov. 21	at Kent	W	20-7
228-257			

**1982 (6-5-0 .546, 5-4-0 .556 MAC)**

**Coach Brian Burke**

Sept. 4	at Bowling Green	L	0-40
Sept. 11	at Minnesota	L	3-57
Sept. 18	Richmond^	W	23-14
Sept. 25	Toledo	W	17-14
Oct. 2	at Ball State	W	34-7
Oct. 9	at Eastern Michigan	W	14-13
Oct. 16	Miami	W	20-0
Oct. 23	at Central Michigan	L	18-42
Oct. 30	Northern Illinois	L	0-36

Nov. 6	at Western Michigan	L	7-16
Nov. 13	Kent	W	24-20
160-259			

^Children's Hospital Benefit played in Columbus, Oh

**1983 (4-7-0 .364, 3-6-0 .333 MAC)**

**Coach Brian Burke**

Sept. 3	at West Virginia	L	3-55
Sept. 10	at Richmond	W	17-10
Sept. 17	Ball State	L	14-31
Sept. 24	Eastern Michigan	W	31-14
Oct. 1	at Toledo	L	0-31
Oct. 8	Central Michigan	L	9-14
Oct. 15	at Kent	W	21-20
Oct. 22	Western Michigan	L	14-16
Oct. 29	at Miami	W	17-14
Nov. 5	Bowling Green	L	20-24
Nov. 12	at Northern Illinois	L	17-41
163-270			

**1984 (4-6-1 .409, 4-4-1 .500 MAC)**

**Coach Brian Burke**

Sept. 1	at West Virginia	L	0-38
Sept. 8	at NC State	L	6-41
Sept. 15	at Ball State	W	31-17
Sept. 22	at Eastern Michigan	W	16-13
Sept. 29	Toledo	T	16-16
Oct. 13	at Central Michigan	L	3-35
Oct. 20	Kent	L	7-19
Oct. 27	at Western Michigan	L	14-33
Nov. 1	Miami	W	24-19
Nov. 8	at Bowling Green	L	7-28
Nov. 15	Northern Illinois	W	10-3
134-262			

**1985 (2-9-0 .182, 2-7-0 .222 MAC)**

**Coach Cleve Bryant**

Sept. 14	at Marshall	L	7-31
Sept. 21	at Duke	L	13-34
Sept. 28	Central Michigan	L	7-13
Oct. 5	at Miami	L	22-29
Oct. 12	Ball State	L	23-36
Oct. 19	Eastern Michigan	L	21-27
Oct. 26	at Toledo	L	10-24
Nov. 2	at Kent	W	33-23
Nov. 9	Western Michigan	W	21-15
Nov. 16	at Northern Illinois	L	7-35
Nov. 23	Bowling Green	L	17-38
181-305			

**1986 (1-10-0 .091, 0-8-0 .000 MAC)**

**Coach Cleve Bryant**

Sept. 6	at Bowling Green	L	16-21
Sept. 13	Marshall	L	7-21
Sept. 20	at Duke	L	7-22
Sept. 27	at Central Michigan	L	27-56
Oct. 4	Miami	L	14-34
Oct. 11	at Ball State	L	9-30
Oct. 18	at Eastern Michigan	L	31-33
Oct. 25	Toledo	L	21-24
Nov. 1	Went	L	13-17
Nov. 8	at Western Michigan	L	17-45
Nov. 15	Northern Illinois	W	34-26
196-329			

**1987 (1-10-0 .091, 0-8-0 .000 MAC)**

**Coach Cleve Bryant**

Sept. 5	at West Virginia	L	3-23
Sept. 12	Marshall	W	23-15
Sept. 19	at Toledo	L	12-17
Oct. 3	at Kentucky	L	0-28
Oct. 10	Bowling Green	L	7-28
Oct. 17	at Miami	L	9-10
Oct. 24	Kent	L	10-24
Oct. 31	at Eastern Michigan	L	16-34



# ALL-TIME RESULTS

# OHIO BOBCATS FOOTBALL

Nov. 7	Central Michigan	L	17- 31
Nov. 14	at Ball State	L	17- 30
Nov. 21	Western Michigan	L	13- 31
127-271			

### 1988 (4-6-1 .409, 4-3-1 .563 MAC)

#### Coach Cleve Bryant

Sept. 10	at Marshall	L	14- 31
Sept. 17	at Purdue	L	10- 33
Sept. 24	at UNLV	L	18- 26
Oct. 1	Toledo	W	24- 14
Oct. 8	at Bowling Green	L	0- 42
Oct. 15	Miami	W	38- 21
Oct. 22	at Kent	W	21- 14
Oct. 29	Eastern Michigan	T	17- 17
Nov. 5	at Central Michigan	L	10- 42
Nov. 12	Ball State	W	27- 25
Nov. 15	at Western Michigan	L	16- 23
195-288			

### 1989 (1-9-1 .136, 1-6-1 .188 MAC)

#### Coach Cleve Bryant

Sept. 2	at Toledo	L	18- 27
Sept. 9	at Iowa State	L	3- 28
Sept. 16	Eastern Michigan	L	25- 30
Sept. 23	at Vanderbilt	L	10- 54
Sept. 30	at LSU	L	6- 57
Oct. 7	Bowling Green	L	28- 31
Oct. 14	at Miami	T	22- 22
Oct. 21	Kent	W	37- 14
Oct. 28	at Western Michigan	L	13- 28
Nov. 11	at Central Michigan	L	15- 24
Nov. 18	Ball State	L	14- 33
191-349			

### 1990 (1-9-1 .136, 0-7-1 .063 MAC)

#### Coach Tom Lichtenberg

Sept. 1	at #17 Pittsburgh	L	3- 35
Sept. 15	at Eastern Michigan	L	18- 21
Sept. 22	Tennessee Tech	W	42- 32
Sept. 29	Toledo	L	20- 27
Oct. 6	at Bowling Green	T	10- 10
Oct. 13	Miami	L	18- 40
Oct. 20	Kent	L	15- 44
Oct. 27	Western Michigan	L	23- 31
Nov. 3	at Youngstown St.	L	0- 27
Nov. 10	Central Michigan	L	7- 52
Nov. 17	Ball State	L	6- 23
162-342			

### 1991 (2-8-1 .227, 1-6-1 .187 MAC)

#### Coach Tom Lichtenberg

Aug. 31	Central Michigan	T	17- 17
Sept. 14	Tennessee Tech	W	35- 14
Sept. 21	at Mississippi	L	14- 38
Sept. 28	at Western Michigan	L	9- 35
Oct. 5	at Toledo	L	13- 17
Oct. 12	Bowling Green	L	14- 45
Oct. 19	at Miami	L	0- 34
Oct. 26	Kent	W	45- 40
Nov. 2	at Ball State	L	6- 10
Nov. 9	Eastern Michigan	L	10- 13
Nov. 23	at Tulsa	L	13- 45
176-308			

### 1992 (1-10-0 .091, 1-7-0 .125 MAC)

#### Coach Tom Lichtenberg

Sept. 5	at Iowa State	L	9- 35
Sept. 12	at Kent	W	27- 14
Sept. 19	at Central Michigan	L	0- 24
Sept. 26	Western Michigan	L	3- 19
Oct. 3	Akron	L	0- 13
Oct. 10	at Bowling Green	L	14- 31
Oct. 17	Miami	L	21- 23
Oct. 24	at Eastern Michigan	L	6- 7

Oct. 31	Ball State	L	21- 24
Nov. 7	Youngstown St.	L	20- 28
Nov. 14	at Colorado St.	L	24- 35
145-253			

### 1993 (4-7-0 .364, 4-5-0 .444 MAC)

#### Coach Tom Lichtenberg

Sept. 4	at #14 North Carolina	L	3- 44
Sept. 11	at Central Michigan	L	0- 38
Sept. 18	Ball State	L	16- 24
Sept. 25	at Toledo	L	10- 28
Oct. 2	at #21 Virginia	L	7- 41
Oct. 9	Bowling Green	L	0- 20
Oct. 16	Kent	W	15- 10
Oct. 23	at Miami	W	22- 20
Oct. 30	Akron	W	21- 13
Nov. 6	Western Michigan	L	28- 34
Nov. 13	at Eastern Michigan	W	12- 10
134-282			

### 1994 (0-11-0 .000, 0-9-0 .000 MAC)

#### Coach Tom Lichtenberg

Sept. 10	at Pittsburgh	L	16- 30
Sept. 17	Utah State	L	0- 5
Sept. 24	at Ball State	L	14- 21
Oct. 2	Toledo	L	6- 31
Oct. 8	at Bowling Green	L	0- 32
Oct. 15	Miami	L	10- 31
Oct. 22	at Kent	L	0- 24
Oct. 29	Central Michigan	L	10- 22
Nov. 5	at Western Michigan	L	3- 15
Nov. 12	Eastern Michigan	L	13- 24
Nov. 19	at Akron	L	10- 24
82-259			

### 1995 (2-8-1 .182, 1-6-1 .187 MAC)

#### Coach Jim Grobe

Aug. 31	at Iowa State	L	21- 36
Sept. 9	Illinois State	W	14- 6
Sept. 16	Kent	T	28- 28
Sept. 23	at Eastern Michigan	L	20- 31
Sept. 30	at North Carolina	L	0- 62
Oct. 14	Western Michigan	L	17- 34
Oct. 21	at Akron	W	29- 23
Oct. 28	Ball State	L	3- 6
Nov. 4	at Bowling Green	L	7- 33
Nov. 11	Miami	L	2- 30
Nov. 18	at Toledo	L	20- 31
161-320			

### 1996 (6-6-0 .500, 5-3-0 .625 MAC)

#### Coach Jim Grobe

Aug. 29	Akron	W	44- 14
Sept. 7	at Hawai'i	W	21- 10
Sept. 14	at Army	L	20- 37
Sept. 21	at Northwestern	L	7- 8
Oct. 5	Eastern Michigan	W	7- 0
Oct. 12	at Ball State	L (OT)	27- 30
Oct. 19	at Kent	W	24- 15
Oct. 26	Bowling Green	W	38- 0
Nov. 2	at Western Michigan	W	38- 0
Nov. 9	at Miami	L	8- 24
Nov. 16	at East Carolina	L	45- 55
Nov. 23	Toledo	L	23- 24
302-237			

### 1997 (8-3-0 .727, 6-2-0 .750 MAC)

#### Coach Jim Grobe

Aug. 28	Kent	W	31- 7
Sept. 6	at Maryland	W	21- 14
Sept. 13	at #20 Kansas State	L	20- 23
Sept. 20	Buffalo	W	50- 0
Sept. 27	Western Michigan	W	31- 7
Oct. 4	at Eastern Michigan	W	47- 7
Oct. 18	Bowling Green	W	24- 0

Oct. 25	at Akron	W	21- 17
Nov. 1	at Northern Illinois	W	35- 30
Nov. 8	Miami	L	21- 45
Nov. 15	at Marshall	L	0- 27
301-177			

### 1998 (5-6-0 .455, 5-3-0 .625 MAC)

#### Coach Jim Grobe

Sept. 3	at NC State	L	31- 34
Sept. 12	at #17 Wisconsin	L	0- 45
Sept. 19	East Carolina	L	14- 21
Sept. 26	at Western Michigan	W	37- 35
Oct. 3	at Bowling Green	L	7- 35
Oct. 10	Marshall	L	23- 30
Oct. 17	Akron	W	28- 14
Oct. 31	at Miami	L	21- 35
Nov. 7	Eastern Michigan	W	49- 21
Nov. 14	Northern Illinois	W	28- 12
Nov. 21	at Kent	W	31- 21
269-303			

### 1999 (5-6-0 .455, 5-3-0 .625 MAC)

#### Coach Jim Grobe

Sept. 4	at Minnesota	L	7- 33
Sept. 11	Northern Iowa	L	21- 36
Sept. 18	at #12 Ohio St.	L	16- 40
Sept. 25	Buffalo	W	45- 6
Oct. 2	Kent	W	31- 3
Oct. 9	at Akron	L	28- 41
Oct. 16	at Eastern Michigan	L	26- 27
Oct. 23	Bowling Green	W	17- 14
Oct. 30	at Ball St.	W	37- 25
Nov. 13	Miami	W	40- 28
Nov. 26	at #12 Marshall	L	3- 34
271-287			

### 2000 (7-4-0 .636, 5-3-0 .625 MAC)

#### Coach Jim Grobe

Sept. 2	at Iowa State	L	15- 25
Sept. 9	at Minnesota	W	23- 17
Sept. 16	Tennessee Tech	W	52- 14
Sept. 23	Akron	L	20- 23
Sept. 30	at Western Michigan	L	10- 23
Oct. 7	Buffalo	W	42- 20
Oct. 14	at Kent State	W	44- 7
Oct. 21	Central Michigan	W	52- 3
Nov. 4	at Miami	L	24- 27
Nov. 11	at Bowling Green	W	23- 21
Nov. 18	Marshall	W	38- 28
343-208			

### 2001 (1-10-0 .091, 1-7-0 .125 MAC)

#### Coach Brian Knorr

Aug. 30	at Akron	L	29- 31
Sept. 8	at West Virginia	L	3- 20
Sept. 22	Iowa State	L	28- 31
Oct. 6	#23 Toledo	L	41- 48
Oct. 13	at Central Michigan	W	34- 3
Oct. 20	Miami	L	24- 36
Oct. 27	Kent State	L	14- 24
Nov. 2	at Buffalo	L	0- 44
Nov. 10	Bowling Green	L	0- 17
Nov. 17	at Marshall	L	18- 42
Nov. 24	at NC State	L	7- 27
198-323			

### 2002 (4-8-0 .333, 4-4 .500 MAC)

#### Coach Brian Knorr

Aug. 31	at Pittsburgh	L	14- 27
Sept. 7	Northeastern	L	0- 31
Sept. 14	at #12 Florida	L	6- 34
Sept. 21	at Connecticut	L	19- 37
Sept. 28	Buffalo	W	34- 32
Oct. 5	at Bowling Green	L	21- 72
Oct. 12	Eastern Michigan	W	55- 27

Oct. 19	at Kent State	W	50- 0
Nov. 2	at Miami	L	20- 38
Nov. 9	Akron	W	27- 10
Nov. 23	Marshall	L	21- 24
Nov. 30	at UCF	L	32- 42
299-374			

### 2003 (2-10-0 .167, 1-7 .125 MAC)

#### Coach Brian Knorr

Aug. 28	SE Missouri St.	W	17- 3
Sept. 6	at Iowa State	L	20- 48
Sept. 13	Minnesota	L	20- 42
Sept. 27	Western Michigan	L	32- 39
Oct. 4	at #16 Northern Illinois	L (OT)	23- 30
Oct. 11	UCF	W	28- 0
Oct. 18	at Kentucky	L	14- 35
Oct. 25	at Buffalo	L	17- 26
Nov. 8	Kent State	L	33- 37
Nov. 15	at Akron	L	28- 35
Nov. 22	#23 Miami	L	31- 49
Nov. 28	at Marshall	L	0- 28
263-372			

### 2004 (4-7-0 .364, 2-6 .250 MAC)

#### Coach Brian Knorr

Sept. 4	VMI	W	42- 14
Sept. 11	at Pittsburgh	L	3- 24
Sept. 18	at Miami	L	20- 40
Sept. 25	Buffalo	W	34- 0
Oct. 2	at Kentucky	W	28- 16
Oct. 9	Marshall	L	13- 16
Oct. 16	at Toledo	L	13- 31
Oct. 23	Bowling Green	L	16- 41
Oct. 30	at Kent State	L	16- 42
Nov. 6	at UCF	W (OT)	17- 16
Nov. 13	Akron	L	19- 31
221-271			

### 2005 (4-7-0 .364, 3-5 .375 MAC)

#### Coach Frank Solich

Sept. 3	at Northwestern	L	14- 38
Sept. 9	Pittsburgh	W (OT)	16- 10
Sept. 17	at #4 Virginia Tech	L	0- 45
Sept. 24	Kent State	W	35- 32
Oct. 8	at Bowling Green	L	14- 38
Oct. 15	at Central Michigan	L	10- 37
Oct. 22	Ball State	W	38- 21
Oct. 29	at Buffalo	W	34- 20
Nov. 4	Toledo	L	21- 30
Nov. 15	at Akron	L	3- 27
Nov. 21	Miami	L	7- 38
192-336			

### 2006 (9-5-0 .643, 7-1 .875 MAC)

#### MAC East Champion

#### Coach Frank Solich

Sept. 2	UT Martin	W	29- 3
Sept. 9	at Northern Illinois	W	35- 23
Sept. 16	at Rutgers	L	7- 24
Sept. 23	at Missouri	L	6- 31
Sept. 30	Bowling Green	L	9- 21
Oct. 7	Western Michigan	W	27- 20
Oct. 14	at Illinois	W	20- 17
Oct. 21	Buffalo	W	42- 7
Oct. 28	at Kent State	W	17- 7
Nov. 4	at Eastern Michigan	W	16- 10
Nov. 16	Akron	W	17- 7
Nov. 24	at Miami	W	34- 24

#### MAC Championship Game

Nov. 30	vs. Central Michigan	L	10- 31
---------	----------------------	---	--------

#### GMAC Bowl

Jan. 7	vs. Southern Miss.	L	7- 28
276-253			



**2007 (6-6 .500, 4-4 .500 MAC)**
**Coach Frank Solich**

Sept. 1	Gardner-Webb	W	36-14
Sept. 8	at Louisiana-Lafa	W	31-23
Sept. 15	at Virginia Tech	L	7-28
Sept. 22	Wyoming	L	33-34
Sept. 29	Kent State	L	25-33
Oct. 6	at Buffalo	L	10-31
Oct. 13	Eastern Michigan	W	48-42
Oct. 20	at Toledo	L	0-43
Oct. 27	at Bowling Green	W	38-27
Nov. 2	Temple	W	23-7
Nov. 7	at Akron	L	37-48
Nov. 24	Miami	W	38-29
366-359			

**2008 (4-8 .333, 3-5 .600 MAC)**
**Coach Frank Solich**

Aug. 30	at Wyoming	L	21-20
Sept. 6	at Ohio State	L	26-14
Sept. 13	Central Michigan	L	31-28
Sept. 20	at Northwestern	L	16-8
Sept. 27	VMI	W	51-31
Oct. 4	at Western Michigan	L	41-20
Oct. 11	at Kent State	W	26-19
Oct. 21	at Temple	L	14-10
Oct. 28	Buffalo	L	32-19
Nov. 8	at Bowling Green	L	28-3
Nov. 22	Akron	W	49-42
Nov. 28	at Miami	W	42-26
289-327			

**2009 (9-5 .643, 7-1 .875 MAC)**
**MAC East Champion**
**Coach Frank Solich**

Sept. 5	UConn	L	16-23
Sept. 12	at North Texas (20T)	W	31-30
Sept. 19	Cal Poly	W	28-10
Sept. 26	at Tennessee	L	23-34
Oct. 3	at Bowling Green	W	44-37
Oct. 10	at Akron	W	19-7
Oct. 17	Miami	W	28-8
Oct. 24	Kent State	L	11-20
Oct. 31	at Ball State	W	20-17
Nov. 10	at Buffalo	W	27-24
Nov. 21	Northern Illinois	W	38-31
Nov. 27	Temple	W	35-17

**MAC Championship at Ford Field**

Dec. 4	Central Michigan	L	10-20
<b>Little Caesars Pizza Bowl at Ford Field</b>			
Dec. 26	Marshall	L	17-21
347-299			

**2010 (8-5 .615, 6-2 .750 MAC)**
**Coach Frank Solich**

Sept. 4	Wofford	W	33-10
Sept. 11	Toledo	L	13-20
Sept. 18	at #2 Ohio State	L	7-43
Sept. 25	at Marshall	L	23-24
Oct. 2	at Eastern Michigan	W	30-17
Oct. 9	Bowling Green	W	49-25
Oct. 16	Akron	W	38-10
Oct. 23	at Miami	W	34-13
Oct. 30	Louisiana	W	38-31
Nov. 4	Buffalo	W	34-17
Nov. 16	at Temple	W	31-23
Nov. 26	at Kent State	L	6-28

**New Orleans Bowl at The Superdome**

Dec. 18	vs Troy	L	21-48
---------	---------	---	-------

**2011 (10-4 .714, 6-2 .750 MAC)**
**MAC East Champion**
**Famous Idaho Potato Bowl Champions**
**Coach Frank Solich**

Sept. 3	New Mexico State	W	44-24
Sept. 10	Gardner-Webb	W	30-3
Sept. 17	Marshall	W	44-7
Sept. 24	at Rutgers	L	26-38
Oct. 1	Kent State	W	17-10
Oct. 8	at Buffalo	L	37-38
Oct. 15	Ball State	L	20-23
Oct. 22	at Akron	W	37-20
Nov. 2	Temple	W	35-31
Nov. 10	at Central Michigan	W	43-28
Nov. 16	at Bowling Green	W	29-28
Nov. 22	Miami	W	21-14

**MAC Championship at Ford Field**

Dec. 2	Northern Illinois	L	20-23
<b>Famous Idaho Potato Bowl</b>			
Dec. 17	Utah State	W	24-23
427-310			

**2012 (9-4 .692, 4-4 .500 MAC)**
**Advocare V100 Independence Bowl Champions**
**Coach Frank Solich**

Sept. 1	at Penn State	W	24-14
Sept. 8	New Mexico State	W	51-24
Sept. 15	at Marshall	W	27-24
Sept. 22	Norfolk State	W	44-10
Sept. 29	at Massachusetts	W	37-34
Oct. 6	Buffalo	W	38-31
Oct. 13	Akron	W	34-28
Oct. 27	at Miami	L	23-20
Nov. 1	Eastern Michigan	W	45-14
Nov. 7	Bowling Green	L	26-14
Nov. 14	at Ball State	L	52-27
Nov. 23	at No. 23 Kent State	L	28-6

**Advocare V100 Independence Bowl**

Dec. 28	Louisiana-Monroe	W	45-14
412-322			

**2013 (7-6 .538, 4-4 .500 MAC)**
**Coach Frank Solich**

Sept. 1	at No. 9 Louisville	L	49-7
Sept. 7	North Texas	W	27-21
Sept. 14	Marshall	W	34-31
Sept. 21	Austin Peay	W	38-0
Oct. 5	at Akron	W	43-3
Oct. 12	Central Michigan	L	26-23
Oct. 19	at Eastern Michigan	W	56-28
Oct. 26	Miami	W	41-16
Nov. 5	at Buffalo	L	30-3
Nov. 12	at Bowling Green	L	49-0
Nov. 19	Kent State	L	44-13
Nov. 29	Massachusetts	W	51-23

**Beef 'O' Brady's Bowl**

Dec. 23	East Carolina	L	37-20
356-357			

**2014 (6-6 .500, 4-4 .500 MAC)**
**Coach Frank Solich**

Aug. 30	at Kent State	W	17-14
Sept. 6	at Kentucky	L	20-3
Sept. 13	at Marshall	L	44-14
Sept. 20	Idaho	W	36-24
Sept. 27	Eastern Illinois	W	34-19
Oct. 4	at Central Michigan	L	28-10
Oct. 11	Bowling Green	L	31-13
Oct. 18	Akron	W	23-20
Oct. 25	at Western Michigan	L	42-21
Nov. 5	Buffalo	W	37-14
Nov. 18	Northern Illinois	L	21-14
Nov. 25	at Miami	W	24-21

**2015 (8-6 .571, 5-3 .625 MAC)**
**Coach Frank Solich**

Sept. 3	at Idaho	W	45-28
Sept. 12	Marshall	W	21-10
Sept. 19	SE Louisiana	W	35-14
Sept. 26	at Minnesota	L	27-24
Oct. 3	at Akron	W	14-12
Oct. 10	Miami	W	34-30
Oct. 17	Western Michigan	L	49-14
Oct. 24	at Buffalo	L	41-17
Nov. 4	at Bowling Green	L	62-24
Nov. 10	Kent State	W	27-0
Nov. 17	Ball State	W	48-31
Nov. 24	at Northern Illinois	W	26-21

**Raycom Media Camellia Bowl**

Dec. 19	Appalachian State	L	31-29
---------	-------------------	---	-------

**2016 (8-6 .571, 6-2 .750 MAC)**
**Coach Frank Solich**

Sept. 3	Texas State	L (3OT)	56-54
Sept. 10	at Kansas	W	37-21
Sept. 17	at No. 15 Tennessee	L	28-19
Sept. 24	Gardner-Webb	W	37-21
Oct. 1	at Miami*	W	17-7
Oct. 8	Bowling Green*	W	30-24
Oct. 15	Eastern Mich.*	L	27-20
Oct. 22	at Kent State*	W	14-10

Oct. 27	at Toledo*	W	31-26
Nov. 3	Buffalo*	W	34-10
Nov. 15	at Central Mich.*	L	27-20
Nov. 22	Akron*	W	9-3

**Marathon MAC Championship**

Dec. 2	No. 17 Western Mich.	L	29-23
--------	----------------------	---	-------

**Dollar General Bowl**

Dec. 23	Troy	L	28-23
---------	------	---	-------

**2017 (9-4 .692, 5-3 MAC .625)**
**Coach Frank Solich**

Sept. 2	Hampton	W	59-0
Sept. 8	at Purdue	L	44-21
Sept. 16	Kansas	W	42-30
Sept. 23	at Eastern Michigan*	W (OT)	27-20
Sept. 30	at UMass	W	58-50
Oct. 7	Central Michigan*	L	26-23
Oct. 14	at Bowling Green*	W	48-30
Oct. 21	Kent State*	W	48-3
Oct. 31	Miami*	W	45-28
Nov. 8	Toledo*	W	38-10
Nov. 14	at Akron*	L	37-34
Nov. 24	at Buffalo	L	31-24

**Bahamas Bowl**

Dec. 22	UAB	W	41-6
---------	-----	---	------

**2018 (9-4 .692, 6-2 MAC .750)**
**Coach Frank Solich**

Sept. 1	Howard	W	38-32
Sept. 15	vs. Virginia	L	45-31
Sept. 22	at Cincinnati	L	34-30
Sept. 29	UMass	W	58-42
Oct. 6	at Kent State*	W	27-26
Oct. 13	at Northern Illinois*	L	24-21
Oct. 20	Bowling Green*	W	49-14
Oct. 25	Ball State*	W	52-14
Nov. 1	at Western Michigan*	W	59-14
Nov. 7	at Miami*	L	30-28
Nov. 14	Buffalo*	W	52-17
Nov. 23	Akron*	W	49-28

**DXL Frisco Bowl**

Dec. 19	vs. San Diego State	W	27-0
---------	---------------------	---	------

**2019 (7-6 .538, 5-3 MAC .625)**
**Coach Frank Solich**

Aug. 31	Rhode Island	W	41-20
Sept. 7	at Pitt	L	20-10
Sept. 14	at Marshall	L	33-31
Sept. 21	Louisiana	L	45-25
Oct. 5	at Buffalo*	W (OT)	27-26
Oct. 12	Northern Illinois*	L	39-36
Oct. 19	Kent State*	W	45-38
Oct. 26	at Ball State*	W	34-28
Nov. 6	Miami*	L	24-21
Nov. 12	Western Michigan*	L (OT)	37-34
Nov. 19	at Bowling Green*	W	66-24
Nov. 26	at Akron*	W	52-3

**Famous Idaho Potato Bowl**

Dec. 19	vs. Nevada	W	30-21
---------	------------	---	-------

**2020 (2-1 .667, 2-1 MAC .667)**
**Coach Frank Solich**
**Season shortened due to COVID-19**

Nov. 4	at Central Michigan	L	30-27
Nov. 10	Akron	W	24-10
Nov. 17	at Miami	Cancelled due to COVID-19	
Nov. 28	Bowling Green	W	52-10
De. 5	Buffalo	Cancelled due to COVID-19	
Dec. 12	Kent State	Cancelled due to COVID-19	

**2021 (3-9 .250, 3-5 MAC .375)**
**Coach Tim Albin**

Sept. 4	Syracuse	L	29-9
Sept. 11	Duquesne	L	28-26
Sept. 16	at Louisiana	L	29-14
Sept. 25	at Northwestern	L	35-6
Oct. 2	at Akron	W	34-17
Oct. 9	Central Michigan	L	30-27
Oct. 16	at Buffalo	L	27-26
Oct. 23	Kent State	L	34-27
Nov. 2	Miami (OH)	W	35-33
Nov. 9	at Eastern Michigan	W	34-26
Nov. 16	Toledo	L	35-23
Nov. 26	at Bowling Green	L	21-10

**All-Time MAC Finishes**

Year	Record	Place
1947	1-3-0	4th
1948	2-3-0	4th
1949	2-2-0	3rd
1950	2-2-0	3rd
1951	2-2-0	4th
1952	5-2-0	3rd
<b>1953</b>	<b>5-0-1</b>	<b>1st</b>
1954	5-2-0	3rd
1955	3-3-0	4th
1956	2-4-0	t-4th
1957	1-4-1	t-5th
1958	2-4-0	t-4th
1959	4-2-0	2nd
<b>1960</b>	<b>6-0-0</b>	<b>1st</b>
1961	3-2-1	4th
1962	5-1-0	2nd
<b>1963</b>	<b>5-1-0</b>	<b>1st</b>
1964	3-2-1	4th
1965	0-6-0	7th
1966	3-3-0	4th
<b>1967</b>	<b>5-1-0</b>	<b>t-1st</b>
<b>1968</b>	<b>6-0-0</b>	<b>1st</b>
1969	2-3-0	t-3rd
1970	3-2-0	t-2nd
1971	2-3-0	t-3rd
1972	1-4-0	6th
1973	2-3-0	t-3rd
1974	3-2-0	t-2nd
1975	3-3-1	6th
1976	6-2-0	t-2nd
1977	0-8-0	10th
1978	3-5-0	t-5th
1979	4-4-0	t-4th
1980	5-4-0	t-5th
1981	5-4-0	t-5th
1982	5-4-0	t-5th
1983	3-6-0	8th
1984	4-4-1	4th
1985	2-7-0	10th
1986	0-8-0	9th
1987	0-8-0	9th
1988	4-3-1	5th
1989	1-6-1	t-7th
1990	0-7-1	9th
1991	1-6-1	8th
1992	1-7-0	t-9th
1993	4-5-0	6th
1994	0-9-0	10th
1995	1-6-1	

# ALL-TIME RESULTS

# OHIO BOBCATS FOOTBALL

## 2022 (9-4 .692, 7-1 MAC .875)

### Coach Tim Albin

Sept. 3	vs. Florida Atlantic	W	41-38
Sept. 10	at. Penn State	L	46-10
Sept. 17	at. Iowa State	L	43-10
Sept. 24	vs. Fordham	W	59-52
Oct. 1	at. Kent State*	L	31-24
Oct. 8	vs. Akron*	W	55-34
Oct. 15	at. Western Michigan*	W	33-14
Oct. 22	vs. Northern Illinois*	W	24-17
Nov. 1	vs. Buffalo*	W	45-24
Nov. 8	at. Miami*	W	37-21
Nov. 15	at. Ball State*	W	32-18
Nov. 22	vs. Bowling Green	W	38-14

### MAC Chamionship

Dec. 3 Toledo L 17-7

### Barstool Sports Arizona Bowl

Dec. 30 Wyoming W 30-27

## 2023 (9-3 .750, 6-2 MAC .750)

### Coach Tim Albin

Aug. 26	at. San Diego State	L	13-20
Sept. 2	vs. LIU	W	27-10
Sept. 9	at. Florida Atlantic	W	17-10
Sept. 16	vs. Iowa State	W	10-7
Sept. 23	at. Bowling Green	W	38-7
Oct. 7	vs. Kent State	W	42-17
Oct. 14	at. Northern Illinois	L	13-23
Oct. 21	vs. Western Michigan	W	20-17
Oct. 28	vs. Miami	L	16-30
Nov. 7	at. Buffalo	W	20-10
Nov. 15	vs. Central Michigan	W	34-20
Nov. 24	at. Akron	W	25-14

### Myrtle Beach Bowl

Dec. 16 Georgia Southern



OPPONENT	FIRST	LAST	G	W	L	T	0	OPPONENT	FIRST	LAST	G	W	L	T
Akron	1919	2023	40	25	14	1	0	Mount Union	1907	1914	3	1	2	0
Appalachian State	2015	2015	1	0	1	0	0	Murray State	1945	1946	2	1	1	0
Army	1996	1996	1	0	1	0	0	Muskingum	1897	1946	16	13	0	3
Athens HS	1904	1904	1	1	0	0	0	Navy	1932	1932	1	1	0	0
Austin Peay	2013	2013	1	1	0	0	0	Nelsonville	1899	1899	1	1	0	0
Ball State	1975	2022	27	12	15	0	0	Nevada	2019	2019	1	1	0	0
Baldwin-Wallace	1917	1946	6	6	0	0	0	Nevada-Las Vegas	1988	1988	1	0	1	0
Bethany	1902	1922	5	1	3	1	0	New Mexico State	2011	2012	2	2	0	0
Boston College	1966	1966	1	1	0	0	0	North Carolina	1974	1995	3	0	3	0
Boston University	1960	1960	1	1	0	0	0	NC State	1984	2001	3	0	3	0
Bowling Green	1945	2023	75	32	41	2	0	Norfolk State	2012	2012	1	1	0	0
Buchtel	1912	1912	1	0	1	0	0	North Texas	2009	2013	2	2	0	0
Buckhannon	1904	1906	2	1	1	0	0	Northeastern	2002	2002	1	0	1	0
Buffalo	1949	2023	29	18	11	0	0	Northern Illinois	1968	2023	25	11	14	0
Butler	1930	1950	10	8	1	1	0	Northern Iowa	1999	1999	1	0	1	0
Cal Poly	2009	2009	1	1	0	0	0	Northwestern	1973	2020	5	1	4	0
Camp Sherman	1918	1918	1	1	0	0	0	Oberlin	1916	1924	4	1	3	0
Carnegie Tech	1917	1917	1	0	1	0	0	Ohio Medical	1897	1899	3	1	2	0
Central Michigan	1972	2023	35	6	26	2	0	Ohio Northern	1905	1947	12	6	5	1
Chillicothe	1896	1896	1	1	0	0	0	Ohio State	1899	2010*	7	0	6	0
Chillicothe YMCA	1896	1896	1	1	0	0	0	Ohio St. Freshman	1918	1918	1	1	0	0
Cincinnati	1896	2018	51	23	24	4	0	Otterbein	1897	1922	18	9	7	2
Colorado State	1992	1992	1	0	1	0	0	Ohio Wesleyan	1895	1947	33	16	12	5
Columbia	1921	1921	1	1	0	0	0	Parker HS	1895	1896	2	1	0	1
Columbus East HS	1906	1906	1	1	0	0	0	Parkersburg AC	1900	1902	2	0	2	0
Connecticut	2002	2009	2	0	2	0	0	Parkersburg HS	1901	1908	3	1	1	1
D & D Institute	1897	1907	2	2	0	0	0	Parkersburg YMCA	1907	1907	2	1	0	1
Dayton	1930	1970	22	14	8	0	0	Penn State	1967	2022	7	1	6	0
Dayton YMCA	1898	1898	1	1	0	0	0	Pittsburgh	1910	2019	7	1	6	0
Delaware	1961	1963	2	1	1	0	0	Portsmouth	1896	1896	1	1	0	0
Denison	1896	1931	22	13	8	1	0	Purdue	1933	2017	8	0	8	0
Depauw	1931	1931	1	1	0	0	0	Rhode Island	2019	2019	1	1	0	0
Duke	1985	1986	2	0	2	0	0	Richmond	1968	1983	3	2	1	0
Duquesne	1948	2020	2	1	1	0	0	Rio Grande	1923	1937	9	9	0	0
East Carolina	1996	1998	2	0	2	0	0	Rutgers	1937	2011	3	1	2	0
Eastern Illinois	2014	2014	1	1	0	0	0	San Diego State	2018	2023	2	1	1	0
Eastern Kentucky	1951	1951	1	0	1	0	0	Simpson	1931	1931	1	1	0	0
Eastern Michigan	1976	2021	33	20	12	1	0	South Carolina	1973	1978	2	0	2	0
Florida	2002	2002	1	0	1	0	0	SE Louisiana	2015	2015	1	1	0	0
Florida Atlantic	2022	2023	2	2	0	0	0	SE Missouri St.	2003	2003	1	1	0	0
Florida State	1956	1956	1	0	1	0	0	Southern Illinois	1960	1960	1	1	0	0
Fordham	2022	2022	1	1	0	0	0	Southern Mississippi	2006	2006	1	0	1	0
Franklin	1932	1933	2	2	0	0	0	Syracuse	1916	2021	3	0	3	0
Furman	1940	1940	1	1	0	0	0	Temple	2007	2011	5	4	1	0
Gallipolis	1903	1903	1	1	0	0	0	Tennessee	2009	2016	2	0	2	0
Gardner-Webb	2007	2016	3	3	0	0	0	Tennessee-Martin	2006	2006	1	1	0	0
Georgetown	1932	1934	2	2	0	0	0	Tennessee Tech	1990	2000	3	3	0	0
Hampton	2017	2017	1	1	0	0	0	Texas State	2016	2016	1	0	1	0
Harvard	1953	1957	3	0	3	0	0	Toledo	1925	2022	55	21	33	1
Hawaii	1996	1996	1	1	0	0	0	Transylvania	1915	1933	2	2	0	0
Heidelberg	1909	1920	3	0	2	1	0	Troy	2010	2016	1	0	2	0
Idaho	1972	2015	4	3	1	0	0	Tulane	1971	1972	2	1	1	0
Illinois	1935	2006	5	3	2	0	0	Tulsa	1991	1991	1	0	1	0
Illinois State	1995	1995	1	1	0	0	0	UCF	2002	2004	3	2	1	0
Indiana	1929	1955	5	1	4	0	0	Utah State	1994	2011	2	1	1	0
Indiana (Pa.)	1957	1957	1	1	0	0	0	Vanderbilt	1989	1989	1	0	1	0
Iowa State	1962	2023	9	1	8	0	0	Virginia	1993	2018	2	0	2	0
John Carroll	1935	1936	2	2	0	0	0	VMI	2004	2008	2	2	0	0
Kansas	1967	2017	3	3	0	0	0	Virginia Tech	1971	2007	4	0	4	0
Kansas State	1997	1997	1	0	1	0	0	Wash. & Jefferson	1900	1905	2	0	2	0
Kent State	1936	2023	75	45	28	2	0	Washington & Lee	1948	1948	1	0	1	0
Kentucky	1971	2014	5	2	3	0	0	Wayne	1938	1938	1	1	0	0
Kentucky State	1910	1910	1	1	0	0	0	West Liberty	1928	1930	3	2	0	1
Kenyon	1911	1924	7	6	0	1	0	West Reston	1912	1912	1	0	1	0
Lancaster	1895	1895	1	1	0	0	0	West Texas State	1962	1965	3	1	2	0
Long Island	2023	2023	1	1	0	0	0	West Virginia	1897	2001	16	4	12	0
Louisiana	2007	2021	4	2	2	0	0	W. Va. Wesleyan	1909	1912	2	0	2	0
Louisiana-Monroe	2012	2012	1	1	0	0	0	Western Kentucky	1939	1941	2	1	1	0
LSU	1989	1989	1	0	1	0	0	Western Michigan	1939	2023	66	32	33	1
Louisville	1956	2013	5	2	3	0	0	Western Pennsylvania	1902	1902	1	0	1	0
Massachusetts	2012	2018	4	4	0	0	0	Western Reserve	1922	1954	16	9	6	1
Marietta	1894	1929	33	13	17	3	0	William & Mary	1967	1976	4	2	2	0
Marshall	1905	2019	60	33	21	6	0	Wilmington	1909	1930	4	3	1	0
Maryland	1965	1997	2	1	1	0	0	Wisconsin	1998	1998	1	0	1	0
Mercer Business	1903	1904	2	2	0	0	0	Wittenberg	1900	1933	17	7	9	1
Miami (Ohio)	1908	2023	99	42	55	2	0	Wofford	2010	2010	1	1	0	0
Michigan	1927	1927	1	0	1	0	0	Wooster	1913	1917	4	2	2	0
Minnesota	1969	2015	11	1	9	1	0	Wyoming	2007	2022	3	1	2	0
Mississippi	1991	1991	1	0	1	0	0	Xavier	1922	1969	19	11	8	0
Missouri	2006	2006	1	0	1	0	0	Youngstown State	1940	1992	7	4	3	0
Morris Harvey	1921	1955	7	7										



## By Victories


COACH	W	L	T	PCT.	SEASONS
Don Peden	121	46	11	.711	1924-46
Frank Solich	115	82	0	.582	2005-20
Bill Hess	108	91	4	.542	1958-77
Carroll Widdoes	42	36	5	.536	1949-57
Jim Grobe	33	33	1	.500	1995-00
Brian Burke	31	34	1	.478	1979-84
Mark Banks	22	17	2	.561	1913-17
Art McFarland	13	10	1	.562	1906-08
Russ Finsterwald	13	10	1	.562	1920-22
<b>Tim Albin</b>	<b>22</b>	<b>16</b>	<b>0</b>	<b>.579</b>	<b>2021-Present</b>
Brian Knorr	11	35	0	.239	2001-04
Cleve Bryant	9	44	2	.182	1985-89
Tom Lichtenberg	8	45	2	.145	1990-94
Warwick Ford	7	2	0	.778	1897
Frank Gullum	7	5	1	.577	1918-19
Art Jones	6	1	2	.778	1901
Harold Wise	6	11	1	.361	1947-48
Frank Remsburg	4	2	1	.643	1896
Fred Sullivan	4	6	0	.400	1899, 1903
Arthur Hinaman	4	10	3	.323	1911-12
F. B. Heldt	3	5	1	.389	1923
Bob Kappes	3	8	0	.273	1978
Harvey Deme	2	3	0	.400	1895
Henry Hart	2	4	1	.357	1904
Karl Core	2	4	1	.357	1900
Joseph Railsbeck	2	5	2	.333	1905
Robert Woods	2	10	3	.233	1909-10
Pete McLaren	1	2	1	.375	1898
Harold Monosmith	0	5	1	.083	1902
No Coach	0	1	0	.000	1894

## By Percentage (min. 20 games)


COACH	W	L	T	PCT.	SEASONS
Don Peden	121	46	11	.711	1924-46
Frank Solich	115	82	0	.584	2005-20
<b>Tim Albin</b>	<b>22</b>	<b>16</b>	<b>0</b>	<b>.579</b>	<b>2021-Present</b>
Art McFarland	13	10	1	.562	1906-08
Russ Finsterwald	13	10	1	.562	1920-22
Mark Banks	22	17	2	.561	1913-17
Bill Hess	108	91	4	.542	1958-77
Carroll Widdoes	42	36	5	.536	1949-57
Jim Grobe	33	33	1	.500	1995-00
Brian Burke	31	34	1	.478	1979-84
Brian Knorr	11	35	0	.239	2001-04
Cleve Bryant	9	44	2	.182	1985-89
Tom Lichtenberg	8	45	2	.145	1990-94

## Others ...

Warwick Ford	7	2	0	.778	1897
Art Jones	6	1	2	.778	1901
Frank Remsburg	4	2	1	.643	1896
Frank Gullum	7	5	1	.577	1918-19
Fred Sullivan	4	6	0	.400	1899, 1903
Harvey Deme	2	3	0	.400	1895
F. B. Heldt	3	5	1	.389	1923
Pete McLaren	1	2	1	.375	1898
Harold Wise	6	11	1	.361	1947-48
Karl Core	2	4	1	.357	1900
Henry Hart	2	4	1	.357	1904
Joseph Railsbeck	2	5	2	.333	1905
Arthur Hinaman	4	10	3	.323	1911-12
Bob Kappes	3	8	0	.273	1978
Robert Woods	2	10	3	.233	1909-10
Harold Monosmith	0	5	1	.083	1902
No Coach	0	1	0	.000	1894



Ohio's home field is named for the Bobcats' all-time winningest coach, Don Peden



Bill Hess guided Ohio to the 1968 Mid-American Conference championship and won 108 games during his career at Ohio.



Frank Solich guided Ohio to the first four bowl wins in program history during his career as head coach of the Bobcats.

<b>1947</b>			
Ed Zednik	OG	First Team	
<b>1948</b>			
John Marco	E	First Team	
Jim McKenna	HB	Second Team	
Milt Taylor	OG	Second Team	
<b>1949</b>			
Al Scheider	OT	First Team	
Milt Taylor	OG	First Team	
John Marco	E	Second Team	
<b>1950</b>			
Al Scheider	OT	First Team	
Al Dunn	OT	Second Team	
Demus Jones	OG	Second Team	
Quinn Stumpf	FB	Second Team	
<b>1951</b>			
Lowell Anderson	C	First Team	
Ed Roberts	HB	First Team	
Al Scheider	OT	First Team	
<b>1952</b>			
Vince Costello	C	Second Team	
<b>1953</b>			
Lowell Anderson	C	First Team	
Bill Frederick	QB	First Team	
Bob Penrod	OG	First Team	
Lou Sawchik	E	First Team	
Ted Jackson	FB	Second Team	
Stan Maschino	OT	Second Team	
John Schwab	OG	Second Team	
<b>1954</b>			
Erland Ahlberg	HB	First Team	
John Schwab	OG	Second Team	
<b>1955</b>			
Erland Ahlberg	HB	Second Team	
Dick Perkins	OG	Second Team	
Vernon Smith	FB	Second Team	
<b>1956</b>			
Ron Fenik	OT	Second Team	
Paul Gallagher	E	Second Team	
Dick Perkins	OG	Second Team	
<b>1957</b>			
Ron Fenik	OT	First Team	
Larry Buckles	FB	Second Team	
Paul Gallagher	E	Second Team	
<b>1959</b>			
Bob Brooks	FB	First Team	
Joe Dean	OG	First Team	
Dick Grecni	C	First Team	
Bob Harrison	HB	First Team	
Joe Trevis	OT	First Team	
Dave Wagner	QB	First Team	
Jim Massarelli	E	Second Team	
<b>1960</b>			
Bob Brooks	FB	First Team	
Joe Dean	OG	First Team	
Dick Grecni	C	First Team	
Bob Harrison	HB	First Team	
Dave Wagner	QB	First Team	
George Belu	E	Second Team	
Jim Massarelli	E	Second Team	
Ted Stute	OT	Second Team	
<b>1961</b>			
Ted Stute	OT	Second Team	
Jim Pugh	OG	Second Team	
<b>1962</b>			
Bob Babbitt	QB	First Team	
Skip Hoovler	OG	First Team	
Dick Schulz	OT	First Team	
Jim Albert	HB	Second Team	
Chuck Nicholas	OT	Second Team	
John Trevis	E	Second Team	
<b>1963</b>			
Jim Albert	HB	First Team	
Ron Fowlkes	E	First Team	

Skip Hoovler	C	First Team
Ron Stepsis	OT	Second Team
<b>1964</b>		
Ron Fowlkes	E	First Team
John Frick	T	First Team
Skip Hoovler	LB	First Team
Ron Stepsis	OT	First Team
Lance Tiyger	OG	First Team
Chuck Turner	E	First Team
<b>1966</b>		
Bob Brown	P	First Team
Ken Carmon	OT	First Team
Bill Biggs	E	Second Team
Frank Spolrich	OG	Second Team
Charles Williams	DB	Second Team
<b>1967</b>		
Ken Carmon	OT	First Team
Dick Conley	HB	First Team
Bob Beach	DE	Second Team
Jim Brown	DT	Second Team
Cleve Bryant	QB	Second Team
Bob Jackson	DB	Second Team
Frank Peters	OT	Second Team
Todd Snyder	E	Second Team
Frank Spolrich	OG	Second Team
<b>1968</b>		
Cleve Bryant	QB	First Team
Ken Carmon	OT	First Team
Bob Houmard	FB	First Team
Dave LeVeck	HB	First Team
Steve Robinson	LB	First Team
Jeff Robison	C	First Team
Todd Snyder	E	First Team
Frank Peters	OT	Second Team
Craig Rader	DB	Second Team
Phil Swindell	TE	Second Team
<b>1969</b>		
Steve Robinson	LB	First Team
Todd Snyder	E	First Team
Tom James	DT	Second Team
Dave LeVeck	HB	Second Team
Mike Schott	DB	Second Team
<b>1970</b>		
Bob Allen	FL	First Team
Al Benton	OT	First Team
Dave Juenger	E	Second Team
Don Caldwell	OT	Second Team
<b>1971</b>		
Bob Allen	E	First Team
Al Benton	E	First Team
Don Caldwell	OT	First Team
Jack LeVeck	LB	First Team
Larry Fields	DE	Second Team
Bill Gary	TE	Second Team
Rick Hawkins	HB	Second Team
Dave Juenger	QB	Second Team
Norm Koury	OG	Second Team
Steve Skiver	QB	Second Team
<b>1972</b>		
Don Caldwell	OT	First Team
Bert Dampier	DB	First Team
Dave Juenger	FL	First Team
Jeff Beams	DT	Second Team
Rich Bevly	QB	Second Team
<b>1973</b>		
Jeff Beams	OT	First Team
Ed Madison	OG	Second Team
Dave Houseton	HB	Second Team
Gary Dourm	DT	Second Team
Mike Nugent	DB	Second Team
<b>1974</b>		
Gary Dourm	DT	First Team
L. C. Lyons	RB	First Team
Ed Madison	OG	First Team

Mike Nugent	DB	First Team
Rich Bevly	QB	Second Team
Wally Sonnie	DE	Second Team
Roger Koepfle	LB	Second Team
<b>1975</b>		
Rod Day	DT	First Team
Mike Green	E/P	First Team
Ed Madison	OG	First Team
Steve Miller	DE	Second Team
Arnold Welcher	HB	Second Team
<b>1976</b>		
Steve Groves	DE	First Team
Greg Lockett	LB	First Team
Bob Weidaw	OG	First Team
Arnold Welcher	HB	First Team
Joe Callan	DB	Second Team
Lyle Govert	DB	Second Team
Tom Kauffman	OT	Second Team
<b>1977</b>		
Andy Vetter	QB	First Team
Mark Geisler	TE	Second Team
Nigel Turpin	WR	Second Team
<b>1978</b>		
Kevin Babcock	HB	First Team
Steve Milano	OT	First Team
Mark Geisler	TE	Second Team
Jim Givens	DB	Second Team
Don Puthoff	C	Second Team
<b>1979</b>		
Mark Geisler	TE	First Team
Kevin Babcock	HB	First Team
Steve Green	PK/P	First Team
Steve Groves	DE	First Team
Joe Callan	DB	First Team
<b>1980</b>		
Tony Carifa	HB	First Team
Don Puthoff	C	First Team
Ray Bloch	OT	Second Team
Sammy Shon	QB	Second Team
Greg Byrne	NG	Second Team
Frank Komar	LB	Second Team
Jeff Bramley	DT	Honorable Mention
Neal Seymour	DE	Honorable Mention
<b>1981</b>		
Ron Harter	PK	First Team
Sammy Shon	QB	First Team
Greg Bryne	NG	Second Team
Frank Komar	LB	Second Team
Shawn Silcott	TE	Honorable Mention
<b>1982</b>		
Donny Harrison	QB	Honorable Mention
Mike Mangen	LB	Honorable Mention
David Moore	OT	Honorable Mention
Eddie Washington	WR	Honorable Mention
<b>1983</b>		
Eddie Washington	WR	First Team
Sherman Carter	DT	Second Team
Donny Harrison	QB	Honorable Mention
Mike Mangen	LB	Honorable Mention
<b>1984</b>		
Brian Bertoia	OT	Second Team
Glenn Hunter	RB	Second Team
Shawn Bonner	DB	Honorable Mention
Tom Kennedy	DE	Honorable Mention
<b>1985</b>		
Jesse Owens	RB	First Team
Brian Mays	LB	Honorable Mention
Dennis Swearingen	QB	Honorable Mention
<b>1986</b>		
Tom Compornolle	WR	Second Team
Jesse Owens	RB	Second Team
Shawn Bonner	DB	Second Team
Mike Fultz	P	Honorable Mention
<b>1987</b>		
John Caldwell	RB	Second Team
Tom Kutz	LB	Honorable Mention
Ron Rogers	OT	Honorable Mention



## 1988

John Evangelista	DT	Second Team
Dean Nance	OG	Second Team
Andrew Greer	RB	Second Team
Don Shimek	OT	Second Team
Larry Hargrove	DB	Honorable Mention

## 1989

Bill Garrett	LB	First Team
Andrew Greer	RB	First Team
Larry Hargrove	DB	First Team
Tim Pringle	DB	Honorable Mention
Don Shimek	OT	Honorable Mention

## 1991

Tim Curtis	RB	First Team
Jason Carthen	LB	Second Team
Richard Hill	WR	Second Team
David Hoyng	P	Honorable Mention

## 1992

Jason Carthen	DL	First Team
Tim Curtis	RB	Second Team
Dale Leisenheimer	C	Second Team

## 1993

Tim Curtis	RB	First Team
Darren Reese	OL	First Team
Brian Jepson	TE	Second Team
Tony Poole	DB	Second Team

## 1994

Andy Canter	OL	Second Team
Mario Daniel	DL	Second Team

## 1995

Damiso Johnson	DB	Second Team
Benny King	LB	Second Team

## 1996

Jason Caudill	OG	First Team
Mario Daniel	DT	First Team
Dennis Fitzgerald	FS	Second Team
Stevland Hookfin	FB	Second Team
Tom Carder	LB	Honorable Mention
Bobby Holloway	DL	Honorable Mention
Mike Solominsky	OL	Honorable Mention

## 1997

Tevell Jones	CB	First Team
Dennis Fitzgerald	FS	Second Team
Stevland Hookfin	FB	Second Team
Andre Jackson	LB	Second Team

## 1998

Tom Carder	LB	First Team
Stevland Hookfin	RB	First Team
Mike Varone	C	First Team
Dave Zastudil	P	First Team
Leigh Barbour	LB	Second Team
Geno Walsh	DL	Second Team

## 1999

Dave Zastudil	P	First Team
Mike Varone	C	Second Team
Nick Glowacki	OL	Second Team
Donnie White	DB	Honorable Mention

## 2000

Dave Zastudil	P	First Team
Chad Brinker	RB	Second Team
Zach Holt	OL	Second Team
Damion Washington	DL	Second Team
Matt Weikert	LB	Second Team

## 2001

Dave Zastudil	P	First Team
---------------	---	------------

## 2002

Chad Brinker	RB	First Team
Bop White	DB	Second Team

## 2004

Kevin Carberry	DE	Second Team
----------------	----	-------------

## 2005

Dion Byrum	CB	First Team
------------	----	------------

Kalvin McRae	RB	First Team
Matt Muncy	LB	First Team
Matthew Miller	P	Honorable Mention

## 2006

Matt Coppage	OT	First Team
Kalvin McRae	RB	First Team
Matt Muncy	LB	First Team
T.J. Wright	CB	First Team
Landon Cohen	DT	Second Team
Jameson Hartke	DE	Second Team
Tyler Russ	LB	Second Team

## 2007

Micahel Braunstein	K	First Team
Kalvin McRae	RB	First Team
Matt Miller	OG	First Team
Andrew Mooney	TE	Second Team
Landon Cohen	DT	Second Team
Jameson Hartke	DE	Third Team

## 2008

Josh Leuck	OL	First Team
Andrew Mooney	TE	Second Team
Noah Keller	OLB	Second Team
Jameson Hartke	DE	Second Team
Steven Jackson	DB	Third Team

## 2009

Matt Weller	PK	First Team
Lee Renfro	OLB	First Team
Chris Garrett	KOR	First Team
Taylor Price	WR	Second Team
LaVon Brazill	WR/PR	Second Team
Noah Keller	ILB	Second Team
Thad Turner	DB	Second Team
Joe Flading	OL	Third Team
Chris Rodgers	OL	Third Team
Ernie Hodge	DL	Third Team
Gerald Moore	DB	Third Team

## 2010

Joe Flading	OL	First Team
AJ Strum	LT	Second Team
Jordan Thompson	TE	Second Team
Stafford Gatling	DE	Second Team
Donovan Fletcher	S	Second Team
Steven Jackson	S	Second Team
Terrence McCrae	WR	Third Team

## 2011

Joe Flading	OL	First Team
Eric Herman	OL	Second Team
LaVon Brazill	WR	Second Team
Matt Weller	PK	Second Team
Noah Keller	LB	Second Team
Tremayne Scott	DL	Second Team
Travis Carrie	CB	Second Team
Tyler Tettleton	QB	Third Team
AJ Strum	LT	Third Team
Donte' Harden	RB	Third Team
Donte' Harden	KR	Third Team

**Special Teams Player of the Year** -Matt Weller

## 2012

Matt Weller	K	Second Team
Eric Herman	OL	Second Team
Skyler Allen	OL	Second Team
Beau Blankenship	RB	Second Team
Alphonso Lewis	LB	Third Team
Neal Huynh	DL	Third Team

## 2013

Travis Carrie	PR	First Team
Devin Bass	KR	First Team
Donte Foster	WR	Second Team
Devin Bass	CB	Second Team
Josiah Yazdani	K	Second Team
Travis Carrie	CB	Third Team

## 2014

Daz Patterson	PR	Second Team
Lucas Powell	OL	Third Team
Tarrell Basham	DL	Third Team
Jovon Johnson	LB	Third Team

<b>Four-Time First-Team All-MAC</b>		
Dave Zastudil	P	1998-01
<b>Three-Time First-Team All-MAC</b>		
Kalvin McRae	RB	2005-07
Ken Carmon	OT	1966-68
Skip Hoover	OG	1962-64
Al Scheider	OT	1949-51
<b>Two-Time First-Team All-MAC</b>		
Bob Allen	FL	1970-71
Lowell Anderson	C	1951, 53
Kevin Babcock	HB	1978-79
Al Benton	OT	1970-71
Bob Brooks	FB	1959-60
Don Caldwell	OT	1971-72
Tim Curtis	RB	1991, 93
Joe Dean	OG	1959-60
Joe Flading	OT	2010-11
Ron Fowlkes	E	1963-64
Dick Grecni	C	1959-60
Steve Groves	DE	1978-79
Bob Harrison	HB	1959-60
Ed Madison	OG	1974-75
Matt Muncy	LB	2005-06
Quentin Poling	LB	2016-17
Steve Robinson	LB	1968-69
Todd Snyder	E	1968-69
Dave Wagner	QB	1959-60

## 2015

Ian Wells	CB	Second Team
Quentin Poling	LB	Third Team
Sebastian Smith	WR	Third Team
Lucas Powell	OL	Third Team
Mike McQueen	OL	Third Team

## 2016

Tarell Basham	DE	First Team
Blair Brown	LB	First Team
Quentin Poling	LB	First Team
Louie Zervos	K	First Team
Javon Hagan	S	Second Team
Troy Watson	OL	Second Team
Michael Farkas	P	Third Team
Jake Pruehs	OL	Third Team
Casey Sayles	DL	Third Team
Sebastian Smith	WR	Third Team

**Defensive Player of the Year** - Tarell Basham  
**Freshman of the Year** - Javon Hagan

## 2017

Quentin Poling	LB	First Team
Joe Anderson	OL	Second Team
Javon Hagan	S	Second Team
Joe Lowery	OL	Second Team
Chad Moore	LB	Second Team
A.J. Ouellette	RB	Second Team
Jake Pruehs	OL	Second Team
Nathan Rourke	QB	Second Team
Papi White	WR	Second Team
Bradd Ellis	CB	Third Team
Papi White	PR	Third Team
Louie Zervos	K	Third Team

## 2018

Joe Anderson	OF	First Team
Michael Farkas	P/K	First Team
Javon Hagan	DB	First Team
Joe Lowery	OL	First Team
A.J. Ouellette	RB	First Team
Papi White	WR	First Team
Evan Crouch	LB	Second Team
Nathan Rourke	QB	Second Team
Durrell Wood	OL	Second Team

## 2019

Nathan Rourke	QB	First Team
Javon Hagan	S	First Team
Austen Pleasants	OL	Second Team
Michael Farkas	P	Second Team
Marques Grimes	OL	Third Team
Steven Hayes	OL	Third Team
DL Knock	KR	Third Team



### 2020

De'Montre Tuggle	RB	Second Team
De'Montre Tuggle	RB	Second Team
Austin Conrad	DE	Second Team
Brett Kitrell	OL	Third Team

### 2021

Tariq Drake	DB	Third Team
Bryce Houston	LB	Third Team

### 2022

Kurtis Rourke	QB	First Team
Hagen Meservy	OL	First Team
Sam Wiglusz	WR	First Team
Keegan Wilburn	KR	First Team
Nathaniel Vakos	K	Second Team
Sieh Bangura	RB	Third Team
Jack McCroy	DE	Third Team
Keye Thompson	LB	Third Team
Tariq Drake	S	Third Team

**MAC Coach of the Year**-Tim Albin

**MAC Offense Player of the Year** -Kurtis Rourke

**MAC Freshman Player of the Year** - Sieh Bangura

**Vern Smith Leadership Award**-Kurtis Rourke

### 2023

Sam Wiglusz	WR	First Team
Bryce Houston	LB	First Team
Keye Thompson	LB	First Team
Kurtis Rourke	QB	Second Team
Vonnie Watkins	DE	Third Team
Rayyan Buell	DT	Third Team



**BOB BROOKS | RB | 1960**

Brooks led the 1960 team that went 10-0 and won both the MAC title and the small school national championship with 830 rushing yards and eight touchdowns. He still ranks eighth on Ohio's career rushing list.

**CLEVE BRYANT | QB | 1968**

Bryant quarterbacked the 1968 team to a MAC championship and a berth in the Tangerine Bowl where he threw a school-record four touchdown passes. He was inducted into the Tangerine Bowl Hall of Fame in 1988, and coached the Bobcats from 1985-89 list.

**LAVON BRAZILL | PR | 2009**

The only Division I player with three punt returns for touchdowns during the 2009 season, then-junior Brazill was named second-team All-America by Sporting News, fourth-team by Phil Steele and honorable mention by SI.com

**DION BYRUM | CB | 2005**

Byrum had six interceptions and led the country with three defensive touchdowns in 2005. A semifinalist for the Thorpe Award, he was named first-team All-America by the AFCA and earned second-team honors from the *Associated Press* and *Sports Illustrated*.

**JOE CALLAN | DB | 1979**

Callan led the nation with nine interceptions in 1979 setting the single season record at Ohio. Collected three interceptions in three separate games during his career. Was named Honorable Mention All-American by the *Associated Press* in 1979.

**KEN CARMON | DT | 1968**

One of only four Bobcats to be named first-team All-MAC at least three times, Carmon was a key part of the Bobcats' 1968 MAC title. He was named honorable mention All-America by both the *Associated Press* and *United Press International*.

**VINCE COSTELLO | C | 1952**

Costello was an All-MAC selection in 1952, as well as being named to the Little All-America Team that season. He was inducted into the Ohio Athletics Hall of Fame in 1968 after a stellar NFL career with the Cleveland Browns.

**JOE FLADING | OL | 2011**

Flading was the only Bobcat on Ohio's 10-4 squad in 2011 to earn All-MAC First Team. In his final season in Athens, Flading helped Ohio's offense set 12 offensive records en route to earning SI.com Honorable Mention honors.

**JOHN FRICK | DT | 1964**

Frick was a member of the 1962 Sun Bowl team and Ohio's 1963 MAC championship squad. He was a first-team All-MAC pick and a second-team *Associated Press* All-America selection in 1964. He played in both the 1965 Senior Bowl and East-West Shrine Game.

**DICK GRECNI | C | 1960**

Grecni played on the Bobcats' 1960 team that was unbeaten and won the MAC championship and the small school national title. He was twice named first-team All-MAC performer and was named to the *Associated Press* Little All-America First Team in 1960.

**SKIP HOOVLER | LB | 1963, 1964**

Hoovler is the only Bobcat ever to earn All-America honors in multiple seasons. He was an honorable mention pick by both the *Associated Press* and *United Press International* in 1963 and 1964, and earned first-team honors from Williamson in 1964.

**NOAH KELLER | LB | 2009**

Keller, a captain on the 2009 MAC East Championship team was named as an Honorable Mention All-American by SI.com following his junior season, where he led the MAC with 155 total tackles (91 assisted and 64 solo) while adding 9.0 tackles for loss and two forced fumbles.

**JOHN KERNS | T | 1946**

Kerns was an honorable mention All-American in the final year of his war-interrupted career. He served in the Marines from 1943-45. Kerns played in the 1947 East-West Shrine Game, and went on to play professionally for the Buffalo Bills and Toronto Argonauts.



**ART LEWIS | T | 1935**

Lewis was a first-team *Associated Press* Little All-American in 1935. He was the first Bobcat to play in the East-West Shrine Game. He went on to play for the New York Giants. Lewis coached at West Virginia, and still ranks second on WVU's all-time list with 58 wins.

**DAN RISALITI | QB | 1939**

Risaliti was named an *Associated Press* Little All-American in 1939 after leading the nation in completion percentage at 63.3 percent (62-98). He was a two-time All-Ohio pick (1939-40). Risaliti also participated in track & field, lettering in 1940 and 1941.

**LENARD SADOSKY | RB | 1963**

Sadosky was an honorable mention All-American in 1932. He was twice chosen unanimously to the All-Ohio team and the All-Buckeye Conference squad (1932-33). He was a member of the Silver Anniversary Class of the Ohio Athletics Hall of Fame in 1989.

**AL SCHEIDER | OT | 1951**

Scheider was an honorable mention Little All-American in 1951. He was the first Bobcat ever to earn first-team All-MAC honors at least three times (1949-51). *United Press International* named him the top lineman in Ohio in 1951.

**TODD SNYDER | WR | 1968**

Snyder is the most decorated Bobcat wide receiver ever, earning honorable mention All-America honors in 1968 and first-team All-MAC honors in 1968 and 1969. He teamed with Cleve Bryant to help the 1968 squad become the most prolific scoring offense in school history.

**DAVE ZASTUDIL | P | 2001**

The school record holder in nearly every punting category, Zastudil was named a first-team All-American by the FWAA in 2001. In addition, he was a second-team pick by the *Associated Press* and a third-team selection by *The Sporting News*.



Sun Bowl December 31, 1962 • El Paso, Texas		Tangerine Bowl December 27, 1968 • Orlando, Fla.	
Ohio	14	Ohio	42
West Texas State	15	Richmond	48

The Bobcats played in their first-ever bowl game on Dec. 31, 1962 when they faced West Texas State in the Sun Bowl. The Bobcats finished the regular season with an 8-2 overall record and a 5-1 conference record to finish second in the MAC.

After a scoreless first quarter, Ohio got on the board first on a 52-yard field goal by Jim McKee. West Texas State answered with a touchdown on a 13-yard halfback pass from Jerry Richardson to Jerry Don Logan, and the extra point gave the Buffs a 7-3 lead they carried into halftime.

The Ohio defense accounted for the next score when Skip Hoover picked up a fumble at the nine-yard line and returned it 91 yards for a touchdown. The play still stands as the longest fumble return in Sun Bowl history and is tied for the fourth longest in any bowl game. Bob Babbitt completed a pass to Ken Smith for the two-point conversion to give Ohio an 11-7 lead heading into the fourth quarter. Hoover went on to take Lineman of the Game honors.

The Bobcats pushed the lead to 14-7 on McKee's second field goal of the game, a 24-yarder. West Texas State scored late in the contest on a 32-yard touchdown pass from Dave Gibson to Richardson. Instead of tying the game with an extra point, the Buffs went for the win and converted the two-point conversion for the 15-14 victory.

McKee set a trio of Sun Bowl records in the game, connecting on two field goals in five attempts, including the 52-yarder. All three of McKee's misses in the game came from longer than 50 yards (51, 56, 53).

Ohio completed a 10-0 regular season, winning the MAC title to earn a berth in the 1968 Tangerine Bowl. The Bobcats entered the contest scoring 37.6 points per game, which still stands as the school record.

The Ohio and Richmond offenses racked up a combined 91 points and 1,001 yards of total offense. The Spiders outgained the Bobcats 556-445.

Quarterback Cleve Bryant and end Todd Snyder, both of whom were first-team All-MAC picks, connected on a 48-yard touchdown pass on Ohio's first possession. Richmond scored the next 14 points, but the Bobcats tied the score on a seven-yard run by Bryant. The Spiders quickly reclaimed their advantage on a touchdown run by Joe Kellum and O'Brien's second touchdown toss of the day. Another touchdown pass from Bryant to Snyder made the score 28-21 at halftime.

The Ohio duo connected again on a 45-yard score to tie the game in the third quarter, but the Spiders were able to post back-to-back touchdowns to take the lead for good. Dave LeVeck scored to pull the Bobcats to within eight at 42-34. Richmond tallied what proved to be the game-winning touchdown on O'Brien's fourth touchdown pass.

Bryant would add his fourth touchdown pass in the game, a school record that is still in place today. A two-point conversion brought Ohio within seven with 1:53 left, but the Bobcats would get no closer.

Bryant completed 17-of-33 passes for 223 yards, while Snyder had 11 catches for 214 yards in the contest. Bryant was later inducted into the Citrus Bowl Hall of Fame in 1988.

## Scoring by Quarters

	1st	2nd	3rd	4th	Final
Ohio	0	3	8	3	14
West Texas State	0	7	0	8	15

## Scoring Summary

Q	Team	Play	Score
2	Ohio	Jim McKee 52-yard field goal	3-0
2	WTSU	Jerry Logan 13-yard pass from Jim Dawson (Hoot Gibson kick)	3-7
3	Ohio	Skip Hoover 91-yard fumble return (Ken Smith pass from Bob Babbitt)	11-7
4	Ohio	Jim McKee 24-yard field goal	14-7
	WTSU	Jerry Richardson 32-yard pass from Jim Dawson (Jim Ostrander pass from Dawson)	14-15

## Team Statistics

	WTSU	Ohio
FIRST DOWNS	18	14
RUSHES-YARDS (NET)	37-343	25-167
PASSING YDS (NET)	105	157
Passes Att-Comp-Int	10-7-0	23-12-0
TOTAL OFFENSE YARDS	448	324
Fumbles-Lost	6-4	1-0
Punts (Number-Avg)	5-41.0	4-41.5
Penalties-Yards	11-97	4-40

## Individual Statistical Leaders

**Rushing: WTSU**—Pete Pedro 14-105, Jim Dawson 7-76, Hoot Gibson 7-58, Russ Mundy 9-058; **OHIO**—Roger Merb 5-78, Ron Curtis 6-46, Jack Hite 7-23, Jim Albert 7-18, David Robinson 1-6.

**Passing: WTSU**—Jim Dawson 6-9-0-73, Hoot Gibson 1-1-0-32; **OHIO**—Bob Babbitt 12-23-0-157.

**Receiving: WTSU**—Jerry Richardson 3-60, Jim Ostrander 2-17, Woody Gilliland 1-15, Jerry Logan 1-13; **OHIO**—Jim Albert 5-69, Ron Curtis 2-25, David Hutter 2-27, John Trevis 2-22.

## Scoring by Quarters

	1st	2nd	3rd	4th	Final
Ohio	7	14	13	8	42
Richmond	7	21	14	7	49

## Scoring Summary

Q	Team	Play	Score
1	Ohio	Todd Snyder 48-yard pass from Cleve Bryant (Bill Pataki kick)	7-0
1	Rich.	Jim Livesay 24-yard pass from Buster O'Brien (Mike Dussault kick)	7-7
2	Rich.	Buster O'Brien 31-yard run (Mike Dussault kick)	7-14
2	Ohio	Cleve Bryant 7-yard run (Bill Pataki kick)	14-14
2	Rich.	Joe Kellum 1-yard run (Mike Dussault kick)	14-21
2	Rich.	Walker Gillette 5-yard pass from Buster O'Brien (Mike Dussault kick)	14-28
2	Ohio	Todd Snyder 2-yard pass from Cleve Bryant (Bill Pataki kick)	21-28
3	Ohio	Todd Snyder 45-yard pass from Cleve Bryant (Bill Pataki kick)	28-28
3	Rich.	Joe Kellum 4-yard run (Mike Dussault kick)	28-35
3	Rich.	Jim Crenshaw 12-yard pass from Buster O'Brien (Mike Dussault kick)	28-42
3	Ohio	Dave LeVeck 1-yard run (run failed)	34-42
4	Rich.	Jim Livesay 15-yard pass from Buster O'Brien (Mike Dussault kick)	34-49
4	Ohio	Bob Houmard 3-yard pass from Cleve Bryant (Dave LeVeck run)	42-49

## Team Statistics

	Ohio	Richmond
FIRST DOWNS	22	32
RUSHES-YARDS (NET)	43-176	32-109
PASSING YDS (NET)	269	447
Passes Att-Comp-Int	34-18-2	58-39-1
TOTAL OFFENSE PLAYS-YARDS	77-445	90-556
Punt Returns-Yards	1-10	0-0
Kickoff Returns-Yards	8-198	5-96
Interception Returns-Yards	1-3	2-10
Punts (Number-Avg)	4-28.2	5-34.6
Fumbles-Lost	2-2	0-0
Penalties-Yards	5-45	6-62

## Individual Statistical Leaders

**Rushing: OHIO**—Dave LeVeck 20-82, Cleve Bryant 17-74, Bob Houmard 5-19, Harvey Mitchell 1(-)-2; **RICHMOND**—Joe Kellum 15-36, Buster O'Brien 7-39, Jim Crenshaw 4-19, Pat Morris 2-7, Frank Olejack 2-4, Jerry Mauro 2-4.

**Passing: OHIO**—Cleve Bryant 17-33-2-223, Dave LeVeck 1-1-0-46; **RICHMOND**—Buster O'Brien 39-58-1-447.

**Receiving: OHIO**—Todd Snyder 11-214, Phil Swindell 3-28, Dave LeVeck 2-33, Bob Houmard 2-14; **RICHMOND**—Walker Gillette 20-242, Jim Livesay 10-127, Jim Crenshaw 4-31, Frank Olejack 2-18, Tommy England 1-10, Joe Kellum 1-9, Pat Morris 1-0.



GMAC Bowl Jan. 7, 2007 • Mobile, Ala.		Little Caesars Pizza Bowl Dec. 26, 2009 • Detroit, Mich.	
Ohio	7	Ohio	17
Southern Mississippi	28	Marshall	21

The Bobcats appearance in the 2007 GMAC Bowl was the program's first bowl game since 1968. Ohio also reached milestones with a school-record seven MAC wins and its first MAC East Division championship.

Kalvin McRae finished the game with 37 yards on 10 carries, while quarterback Austen Everson completed 14-of his career-high 34 pass attempts for 175 yards and a touchdown. Scott Mayle caught four passes for 56 yards, both team highs. Tight end Thomas Christy saved his best game for his last with two catches for 43 yards and a touchdown, all career highs. The senior linebacking trio of Tyler Russ, Matt Muncy and Michael Graham led the Bobcat defense with nine, six and six tackles, respectively. Senior cornerback T.J. Wright recorded an interception for the Bobcats.

All 21 points in the first half were scored in the final nine minutes of the second quarter. The Golden Eagles scored the first points of the game on a 43-yard run by Tory Harrison. Southern Miss made it 14-0 on its next possession with a two-yard touchdown run by Damion Fletcher with 3:03 left in the half. The Golden Eagles' defense provided the third score of the night when James Denley stepped in front of a pass by Brad Bower and returned it 18 yards for the score to give USM a 21-0 lead.

Fletcher gave the Golden Eagles a 28-0 lead with his second touchdown of the game on the first drive of the second half. The Bobcats scored the games' final points with 9:34 left in the fourth quarter on a 13-yard touchdown pass from Everson to Christy.

The Marshall Thundering Herd got up by three touchdowns early and held off a game Ohio squad 21-17 in the Little Caesars Pizza Bowl at Ford Field. Marshall finished its campaign at 7-6, while Ohio finished at 9-5.

Linebacker Noah Keller's 17 tackles on the day gave the junior 155 total tackles this season, the best defensive effort for the Bobcats in more than 15 seasons. The total also placed Keller in Ohio's all-time top 10 for single-season tackles.

With 7:11 remaining in the third quarter, Theo Scott connected with junior receiver Terrence McCrae for an 8-yard touchdown pass to cap a five-play, 37-yard drive. The touchdown pass was Scott's 20th of the season, setting a new single-season school record for touchdown passes. It was also the ninth touchdown reception of the season for McCrae, which tied the school record for single-season touchdown receptions, set in 2007 by tight end Andrew Mooney.

Matt Weller booted his 21st field goal of the season, setting a new school record for field goals made in a single season, both for the team and for Weller individually.

The 2009 Ohio senior class made a significant mark on the program's history by becoming the only class to go to two bowl games and by winning more games (28) than any class in 40 years.

### Score by Quarters

	1st	2nd	3rd	4th	Final
OHIO	0	0	0	7	7
Southern Mississippi	0	21	7	0	28

### Scoring Summary

Q	Time	Play	Score
2	8:33	USM Tory Harrison 43-yard run (Darren McCaleb kick) 8 plays, 90 yards, 3:30	0-7
2	3:03	USM Damion Fletcher 2-yard run (Darren McCaleb kick) 9 plays, 60 yards, 4:00	0-14
2	1:13	USM James Denley 18-yard interception return (Darren McCaleb kick)	0-21
3	5:05	USM Damion Fletcher 9-yard run (Darren McCaleb kick) 17 plays, 80 yards, 9:55	0-28
4	9:34	OH Tom Christy 13-yard pass from Austen Everson (Matt Lasher kick) 13 plays, 58 yards, 5:42	7-28

### Team Statistics

	Ohio	USM
FIRST DOWNS	12	17
RUSHES-YARDS (NET)	22-47	39-124
PASSING YDS (NET)	177	160
Passes Att-Comp-Int	37-15-2	22-14-1
TOTAL OFFENSE PLAYS-YARDS	59-224	61-284
Fumble Returns-Yards	0-0	0-0
Punts (Number-Avg)	5-37.0	4-41.8
Fumbles-Lost	0-0	1-0
Penalties-Yards	6-39	6-50

### Individual Statistical Leaders

**Rushing:** Ohio - McRAE, Kalvin 10-37; BOWER, Brad 3-9; OWENS, Voncarie 2-7. **Southern Miss-HARRISON**, Tory 9-68; FLETCHER, Dam. 20-58; WEAKLEY, Bobby 2-11.

**Passing:** Ohio-EVERSON, Austen 14-34-1-175; BOWER, Brad 1-3-1-2. **Southern Miss-YOUNG**, Jeremy 14-22-1-160.

**Receiving:** Ohio-MAYLE, Scott 4-56; NORWOOD, William 3-36; CHRISTY, Thomas 2-43. **Southern Miss-BARNES**, Josh 4-59; PERINE, Anthony 3-37; FLETCHER, Dam. 3-28.

### Score by Quarters

	1st	2nd	3rd	4th	Final
OHIO	0	7	10	7	17
Marshall	14	7	0	0	21

### Scoring Summary

Q	Time	Play	Score
1	1:17	MSH Martin Ward 12-yard run (Craig Ratanamorn kick) 12 plays, 79 yards, 7:24	0-7
1	0:00	MSH Andre Booker 58-yard punt return (Craig Ratanamorn kick)	0-14
2	7:21	MSH Martin Ward 2-yard run (Craig Ratanamorn kick) 10 plays, 54 yards, 5:45	0-21
2	5:25	OH Shannon Ballard 75-yard fumble return (Matt Weller kick)	7-21
3	7:11	OH Terrence McCrae 8-yard pass from Theo Scott (Matt Weller kick) 5 plays, 37 yards, 1:56	14-21
3	4:38	OH Matt Weller 46-yard field goal 4 plays, 6 yards, 1:25	17-21

### Team Statistics

	Ohio	MSH
FIRST DOWNS	10	15
RUSHES-YARDS (NET)	24-12	46-190
PASSING YDS (NET)	111	85
Passes Att-Comp-Int	27-14-1	17-12-0
TOTAL OFFENSE PLAYS-YARDS	51-123	63-275
Fumble Returns-Yards	1-75	0-0
Punts (Number-Avg)	5-40.4	6-28.3
Fumbles-Lost	2-1	1-1
Penalties-Yards	3-39	6-70

### Individual Statistical Leaders

**Rushing:** Ohio - Garrett, Chris 10-30; Brazill, LaVon 3-7; Davidson, Vince 1-1; TEAM 1-minus 1; Scott, Theo 9-minus 25. **Marshall - MARSHALL**, Darius 20-77; WARD, Martin 9-72; ANDERSON, Brian 6-17; TAYLOR, Press 3-15; EDWARDS-MAYE, T 4-5; ARRINGTON, Devin 1-3; BOOKER, Andre 1-2; SMITH, Lee 1-0; TEAM 1-minus 1.

**Passing:** Ohio - Scott, Theo 14-26-1-111; Brazill, LaVon 0-1-0-0.

**Marshall - ANDERSON**, Brian 12-17-0-85.

**Receiving:** Ohio - Price, Taylor 4-49; Brazill, LaVon 3-13; Goulet, Steven 2-33; McCrae, Terrence 2-11; Bussey, Bakari 1-6; Harden, Donte 1-0; Garrett, Chris 1-minus 1.

**Marshall - WALKER**, Chuck 4-35; WILSON, Antavio 3-18; SMITH, Lee 2-29; MARSHALL, Darius 2-2; WARD, Martin 1-1.



R+L Carriers New Orleans Bowl Dec. 18, 2010 • New Orleans, La.		Famous Idaho Potato Bowl Dec. 17, 2011 • Boise, Idaho	
<b>Ohio</b>	<b>21</b>	<b>Ohio</b>	<b>24</b>
<b>Troy</b>	<b>48</b>	<b>Utah State</b>	<b>23</b>

The Troy Trojans used a fast-paced offensive attack to rack up 602 yards of total offense in downing Ohio 48-21 in the R+L Carriers New Orleans Bowl in the New Orleans Superdome.

Ohio's Shannon Ballard tied a New Orleans Bowl record with a career-high 13 tackles (Boris Lee, Troy-2008), while Tremayne Scott registered the team's only tackle for loss.

Donte Harden also set a New Orleans Bowl record and tied another. His 161 yards on kickoff returns topped the previous mark of 153 by Shaka Hill of Memphis in 2007. Harden's eight kick returns tied a record also held by Memphis' Hill.

Boo Jackson finished his career as Ohio's career leader in completion percentage (.604), pass efficiency (136.3), total offense per play (6.18), passing yards per attempt (7.7) and touchdown passes (38).

Trailing 23-17 with 2:21 remaining in the season, Ohio Football put together a nine-play, 61-yard touchdown drive to win the first bowl game in program history at the 2011 Famous Idaho Potato Bowl. A fourth-down completion from Tyler Tettleton to LaVon Brazill set up the game-winning score, a one-yard rush by Tettleton to the corner of the end zone which gave Ohio a 24-23 victory over the Utah State Aggies.

Not only was Ohio's victory on Saturday the first bowl victory in program history, but it also marks head coach Frank Solich's 50th win at Ohio and the first time an Ohio Football team has won ten games since 1968.

Tettleton completed 19 of 26 passes on the night, throwing for 220 yards and two touchdowns. Saturday's game marked the 11th time he'd thrown for at least 200 yards or more.

### Score by Quarters

	1st	2nd	3rd	4th	Final
OHIO	7	0	7	7	21
Troy	14	24	10	0	48

### Score by Quarters

	1st	2nd	3rd	4th	Final
OHIO	0	7	10	7	24
Utah State	9	0	14	0	23

### Scoring Summary

Q	Time	Play	Score
1	9:52	TROY Jerrel Jernigan 12-yard run (Michael Taylor kick), 10 plays, 78 yards, 4:12	0-7
1	4:59	OH Steven Goulet 34-yard pass from Boo Jackson (Matt Weller kick) 8 plays, 81 yards, 4:53	7-7
1	1:57	TROY Tebrianus Gill 31-yard pass from Corey Robinson (Michael Taylor kick) 8 plays, 76 yards, 3:02	7-14
2	12:42	TROY Jerrel Jernigan 16-yard pass from Corey Robinson (Michael Taylor kick) 7 plays, 66 yards, 2:11	7-21
2	8:33	TROY Michael Taylor 50-yard field goal 6 plays, 36 yards, 1:50	7-24
2	2:56	TROY Tebrianus Gill 17-yard pass from Corey Robinson (Michael Taylor kick) 8 plays, 80 yards, 3:54	7-31
2	0:36	TROY Tebrianus Gill 26-yard pass from Corey Robinson (Michael Taylor kick) 6 plays, 55 yards, 0:57	7-38
3	11:58	TROY Michael Taylor 33-yard field goal 10 plays, 48 yards, 3:02	7-41
3	8:31	OH Donte Foster 5-yard pass from Boo Jackson (Matt Weller kick) 8 plays, 93 yards, 3:27	14-41
3	6:36	TROY DuJuan Harris 2 yd run (Michael Taylor kick) 6 plays, 83 yards, 1:55	14-48
4	5:07	OH Riley Dunlop 18-yard pass from Boo Jackson (Matt Weller kick) 9 plays, 54 yards, 5:40	21-48

### Scoring Summary

Q	Time	Play	Score
1	8:02	USU Team Safety	0-2
1	3:39	USU Tarren Lloyd 3-yard pass from Adam Kennedy (Josh Thompson kick) 9 plays, 50 yards, 4:23	0-9
2	4:40	OHIO Derek Roback 26-yard pass from Tyler Tettleton (Matt Weller kick) 7 plays, 56 yards, 2:27	7-9
3	12:19	USU Michael Smith 63-yard run (Josh Thompson kick) 7 plays, 66 yards, 2:11	7-16
3	9:52	OHIO Matt Weller 32-yard field goal 8 plays, 60 yards, 2:27	10-16
3	5:51	USU Michael Smith 11-yard run (Josh Thompson kick) 9 plays, 83 yards, 4:01	10-23
3	3:45	OHIO LaVon Brazill 44-yard pass from Tettleton (Matt Weller kick) 5 plays, 66 yards, 2:06	17-23
4	0:13	OHIO Tyler Tettleton 1-yard run (Matt Weller kick) 9 plays, 61 yards, 1:49	24-23

### Team Statistics

	Ohio	Troy
FIRST DOWNS	14	30
RUSHES-YARDS (NET)	30-99	33-220
PASSING YDS (NET)	209	382
Passes Att-Comp-Int	22-14-2	43-33-0
TOTAL OFFENSE PLAYS-YARDS	52-308	76-602
Fumble Returns-Yards	0-0	0-0
Punts (Number-Avg)	5-42.2	2-41.5
Fumbles-Lost	0-0	1-0
Penalties-Yards	6-57	5-35

### Team Statistics

	Ohio	Utah State
FIRST DOWNS	22	18
RUSHES-YARDS (NET)	42-125	50-345
PASSING YDS (NET)	220	96
Passes Att-Comp-Int	26-19-0	19-12-0
TOTAL OFFENSE PLAYS-YARDS	68-345	69-441
Fumble Returns-Yards	2-0	1-1
Punts (Number-Avg)	6-46.5	5-40.4
Fumbles-Lost	2-0	1-1
Penalties-Yards	6-45	4-40

### Individual Statistical Leaders

**Rushing: Ohio** - DAVIDSON, Vince 6-36; Harden, Donte 6-25; JACKSON,

Boo 10-20; Bates, Phil 5-11; Goulet, Steven 2-7; MCCRAE, T. 1-0.

**Troy** - DuJuan Harris 14-105; Shawn Southward 9-75; Jerrel Jernigan 3-16; Chris Anderson 2-10; D.J. Taylor 1-9; Corey Robinson 1-5; T.J. Mitchell 1-3; Z. Richardson 1-2; TEAM 1-minus 5.

**Passing: Ohio** - JACKSON, Boo 14-21-1-209; Bates, Phil 0-1-1-0.

**Troy** - Corey Robinson 32-42-0-387; Jon. Chandler 1-1-0-minus 5.

**Receiving: Ohio** - DUNLOP, Riley 4-91; MCCRAE, T. 3-24; GOULET, Steven 2-40; Foster, Donte 2-28; THOMPSON, J. 2-25; Hill, Troy 1-1.

**Troy Trojans**-Jerrel Jernigan 7-48; Tebrianus Gill 4-80; Jason Bruce 4-59; Chip Reeves 4-31; DuJuan Harris 4-30; Jamel Johnson 3-36; Eric Thomas 3-33; Brett Moncrief 2-43; Jon. Chandler 1-12; D.J. Taylor 1-10.

### Individual Statistical Leaders

**Rushing: Ohio** - Harden, Donte 15-47; Blankenship, Beau 11-47; Tettleton 16-31.

**Utah State** - Smith, Michael 12-157; Turbin, Robert 20-101; Williams, K. 9-62; Kennedy, Adam 6-11.

**Passing: Ohio** - Tettleton, Tyler 19-26-0-220. **Utah State** - Kennedy, Adam 11-18-0-63; Morrison, S. 1-1-0-33.

**Receiving: Ohio** - Brazill, LaVon 8-108; Harden, Donte 4-37; Dunlop, Riley 3-35; Roback Derek 1-26. **Utah State** - Morrison, S. 4-25; Moats, Eric 2-9; Jacobs, Chuck 2-8; Van Leeuwen, T. 1-26.



Advocare V100 Independence Bowl	
Dec. 28, 2012 • Shreveport, La.	
<b>Ohio</b>	<b>45</b>
<b>Louisiana-Monroe</b>	<b>14</b>

Beef 'O' Brady's Bowl	
Dec. 23, 2013 • St. Petersburg, Fla.	
<b>Ohio</b>	<b>20</b>
<b>East Carolina</b>	<b>37</b>

Ohio Football picked up its second straight bowl win on Friday afternoon, earning a dominating 45-14 victory over the University of Louisiana-Monroe in the 2012 AdvoCare V100 Independence Bowl. The Bobcat offense exploded in the win, amassing a bowl-record 556 total yards and setting multiple additional Independence Bowl records in the process.

Beau Blankenship led the way on the ground for Ohio (9-4), carrying the ball 19 times for a total of 105 yards and a bowl-record four touchdowns. Friday's game marked the ninth time during the 2012 season he surpassed 100 yards on the ground, an Ohio record.

Quarterback Tyler Tettleton had a very strong game for the Green and White as well, completing 14 of his 22 pass attempts for 331 yards and two touchdowns. Chase Cochran was Ohio's leading receiver, catching three passes for 162 yards and one touchdown.

The Ohio University football team (7-6) ended the 2013 season with a 37-20 loss to East Carolina University (10-3) at the 2013 Beef 'O' Brady's Bowl in which numerous bowl game records fell at Tropicana Field.

The Bobcats rallied from a 14-0 fourth quarter deficit and took a 20-17 lead on a 28-yard field goal by redshirt sophomore kicker Josiah Yazdani with 13:34 remaining in the fourth quarter. East Carolina tallied 20 unanswered points to close the contest, though, and prevented Ohio from capturing its third straight bowl triumph in its fifth straight postseason appearance under ninth-year head coach Frank Solich.

Redshirt senior wide receiver Donte Foster set a Beef 'O' Brady's Bowl record with 160 receiving yards and a touchdown on six receptions to earn Ohio's Most Valuable Player honors. He finished his Ohio career with 2,180 receiving yards, which ranks third in school history.

### Score by Quarters

	1st	2nd	3rd	4th	Final
OHIO	14	10	14	7	45
Louisiana-Monroe	0	7	7	0	14

### Score by Quarters

	1st	2nd	3rd	4th	Final
OHIO	0	14	3	3	20
East Carolina	14	3	0	20	37

### Scoring Summary

Q	Time	Play	Score
1	12:03	OHIO Donte Foster 3 yd pass from Tyler Tettleton (Matt Weller kick) 3 plays, 80 yards, 1:10	7-0
1	8:17	OHIO Chase Cochran 68 yd pass from Tettleton (Matt Weller kick) 4 plays, 87 yards, 1:40	14-0
2	14:37	OHIO Tavarese Maye 14 yd pass from K. Browning (Justin Manton kick) 14-7 5 plays, 53 yards, 1:18	17-7
2	11:08	OHIO Matt Weller 38 yd field goal 8 plays, 54 yards, 3:29	24-7
2	4:50	OHIO Beau Blankenship 2 yd run (Matt Weller kick) 3 plays, 3 yards, 1:12	31-7
3	12:22	OHIO Beau Blankenship 2 yd run (Matt Weller kick) 7 plays, 75 yards, 2:38	38-7
3	8:25	OHIO Beau Blankenship 1 yd run (Matt Weller kick) 6 plays, 70 yards, 2:54	38-14
3	2:40	ULM Kevin Steed 1 yd pass from K. Browning (Justin Manton kick) 12 plays, 66 yards, 5:45	45-14
4	14:52	OHIO Beau Blankenship 2 yd run (Matt Weller kick) 8 plays, 76 yards, 2:48	

### Scoring Summary

Q	Time	Play	Score
1	10:45	ECU Cam Worthy 5 yd pass from Shane Carden (Warren Harvey kick) 5 plays, 55 yards, TOP 1:51	0-7
	00:27	ECU Breon Allen 2 yd run (Warren Harvey kick) 11 plays, 76 yards, TOP 3:40	0-14
2nd	14:39	OHIO Daz' Patterson 17 yd pass from Tyler Tettleton (Yazdani, Josiah kick) 4 plays, 74 yards, TOP 0:41	7-14
	09:54	OHIO Donte Foster 80 yd pass from Derrius Vick (Yazdani, Josiah kick) 1 play, 80 yards, TOP 0:11	14-14
	01:01	ECU Warren Harvey 41 yd field goal 10 plays, 58 yards, TOP 3:57	14-17
3rd	06:42	OHIO Josiah Yazdani 29 yd field goal 17 plays, 60 yards, TOP 5:58	17-17
4th	13:34	OHIO Josiah Yazdani 28 yd field goal 7 plays, 69 yards, TOP 2:03	20-17
	09:45	ECU Vntvus Cooper 31 yd run (HARVEY, Warren kick) 5 plays, 71 yards, TOP 1:23	20-24
	07:29	ECU Shane Carden 14 yd pass from Cam Worthy (HARVEY, Warren kick) 6 plays, 47 yards, TOP 1:14	20-31
	01:55	ECU COOPER, Vntvus 2 yd run (HARVEY, Warren kick blocked) 3 plays, 24 yards, TOP 1:33	20-37

### Team Statistics

	Ohio	ULM
FIRST DOWNS	21	24
RUSHES-YARDS (NET)	38-219	38-95
PASSING YDS (NET)	337	219
Passes Att-Comp-Int	23-15-1	40-21-3
TOTAL OFFENSE PLAYS-YARDS	61-556	78-314
Fumble Returns-Yards	0-0	0-0
Punts (Number-Avg)	2-42.0	5-36.8
Fumbles-Lost	3-1	1-0
Penalties-Yards	7-78	3-28

### Team Statistics

	Ohio	ECU
FIRST DOWNS	21	30
RUSHES-YARDS (NET)	37-107	41-281
PASSING YDS (NET)	328	287
Passes Att-Comp-Int	44-24-3	46-30-0
TOTAL OFFENSE PLAYS-YARDS	81-435	87-568
Fumble Returns-Yards	1-0	1-0
Punts (Number-Avg)	2-42.0	5-36.8
Fumbles-Lost	1-0	1-0
Penalties-Yards	5-60	9-75

### Individual Statistical Leaders

**Rushing: Ohio** - Beau Blankenship 19-104; Daz' Patterson 5-36; Tyler Tettleton 4-34. **ULM** - Browning, K 24-47; Bailey, M 5-31; Tavarese Maye 3-14.

**Passing: Ohio** - Tyler Tettleton 14-22-1-331. **ULM** - Browning, K 21-39-3-219.

**Receiving: Ohio** - Tyler Tutrell 5-133; Chase Cochran 3-162; Donte Foster 3-30. **ULM** - Brent Leonard 7-76; Tavarese Maye 4-58; Je'Ron Hamm 4-53.

### Individual Statistical Leaders

**Rushing: Ohio** - Beau Blankenship 21-66; Daz' Patterson 10-28; Tyler Tettleton 4-14. **ECU** - Vitvus Cooper 25-198; Breon Allen 6-43; Shane Carden 10-40.

**Passing: Ohio** - Tyler Tettleton 21-40-3-228. **ECU** - Shane Carden 29-45-0-273.

**Receiving: Ohio** - Donte Foster 6-160; Daz' Patterson 6-77; Chase Cochran 5-33. **ECU** - Justin Hardy 9-66; Isaiah Jones 8-48; Vntvus Cooper 3-22.



## Raycom Media Camellia Bowl

Dec. 19, 2015 • Montgomery, Ala.

Ohio	29
Appalachian State	31

After missing a field goal on its opening drive, Appalachian State struck first as quarterback Taylor Lamb ran for a 21-yard touchdown with 7:17 remaining in the opening quarter.  
 - The Bobcats clawed onto the scoreboard as redshirt senior kicker Josiah Yazdani converted on a 36-yard field goal with 1:31 remaining.  
 - On Appalachian State's next play from scrimmage, redshirt sophomore linebacker Quentin Poling intercepted Lamb and ran the ball back 20 yards for a touchdown that gave the Bobcats a 10-7 lead with 1:23 remaining in the half.  
 - The Bobcats tacked on another touchdown before halftime as sophomore running back A.J. Ouellette punched the ball in from seven yards out with 20 seconds remaining in the half.  
 - Ohio forced its third turnover of the game in the third quarter when redshirt senior linebacker Jovon Johnson took the ball out of receiver Ike Lewis' hands and ran the ball back 46 yards for a touchdown.  
 - Appalachian State countered in the early in the fourth quarter, scoring 14 points in 42 seconds on a 17-yard pass from Lamb to tight end Barrett Burns and a 26-yard run by running back Marcus Cox.  
 - The Mountaineers added another touchdown on a six-yard catch by Burns to take a 28-24 lead with 11:56 remaining in the game.  
 - Johnson made his second scoring play of the game, tackling Cox in the endzone for a safety to cut the deficit to 28-26 with 6:06 remaining in the game.  
 - Yazdani gave Ohio the lead with 1:47 left in the contest on a 21-yard field goal.  
 - Appalachian State kicker Zach Matics gave the Mountaineers the lead and the win on a 23-yard field goal as time expired.

### Score by Quarters

	1st	2nd	3rd	4th	Final
Ohio	0	17	7	5	29
Appalachian State	7	0	0	24	31

### Scoring Summary

Q	Time	Play	Score
1st	07:17	APP Lamb, Taylor 21 yd run (Matics, Zach kick) 4 plays, 66 yards, TOP 1:31	0 - 7
2nd	01:31	OHIO YAZDANI, J. 36 yd field goal 11 plays, 45 yards, TOP 5:56	3 - 7
	01:23	OHIO Poling, Quentin 20 yd interception return (YAZDANI, J. kick)	10 - 7
	00:20	OHIO Ouellette, A.J. 7 yd run (YAZDANI, J. kick) 2 plays, 23 yards, TOP 0:19	17 - 7
3rd	08:06	OHIO Johnson, Jovon 45 yd fumble recovery (YAZDANI, J. kick)	24 - 7
4th	13:52	APP Burns, Barrett 17 yd pass from Lamb, Taylor (Matics, Zach kick) 11 plays, 97 yards, TOP 4:46	24 - 14
	13:10	APP Cox, Marcus 26 yd run (Matics, Zach kick) 1 play, 26 yards, TOP 0:07	24 - 21
	11:56	APP Burns, Barrett 8 yd pass from Lamb, Taylor (Matics, Zach kick) 4 plays, 47 yards, TOP 1:02	24 - 28
	06:06	OHIO Johnson, Jovon safety	26 - 28
	01:47	OHIO YAZDANI, J. 21 yd field goal 8 plays, 51 yards, TOP 4:19	29 - 28
	00:00	APP Matics, Zach 23 yd field goal 9 plays, 73 yards, TOP 1:47	29 - 31

### Team Statistics

	Ohio	APP
FIRST DOWNS	15	24
RUSHES-YARDS (NET)	36-107	49-303
PASSING YDS (NET)	165	124
Passes Att-Comp-Int	29-15-2	26-13-1
TOTAL OFFENSE PLAYS-YARDS	65-272	75-427
Fumble Returns-Yards	1-45	1-20
Punt Returns-Yards	0-0	0-0
Fourth-Down Conversions	1 of 1	0 of 1
Red-Zone Scores-Chances	3-4	3-4
Sacks By: Number-Yards	2-12	2-10

### Individual Statistical Leaders

**RUSHING:** Ohio-OUELLETTE, A.J. 14-45; Sprague, JD 10-35; White, Papi 7-25; Windham, Greg 1-2; PATTERSON, D. 4-0. Appalachian State-Cox, Marcus 24-162; Moore, Jalin 13-96; Lamb, Taylor 9-51; Upshaw, T. 2-8; TEAM 1-minus 14.  
**PASSING:** Ohio-SPRAGUE, JD 14-28-2-132; Windham, Greg 1-1-0-33. Appalachian State-Lamb, Taylor 13-26-1-124.  
**RECEIVING:** Ohio-WHITE, Papi 4-32; SMITH, S. 3-23; PATTERSON, D. 3-19; Cope, Brendan 2-46; Sawyer, Kawmae 1-33; HEITZMAN, K. 1-10; Ouellette, A.J. 1-2. Appalachian State-McElfresh, S. 5-42; Burns, Barrett 3-32; Jones, Malachi 2-30; Beathard, Bobo 1-10; Barbour, Jaylan 1-10; Lewis, Ike 1-0.  
**INTERCEPTIONS:** Ohio-POLING, Quentin 1-20. Appalachian State-Gibbs, Latrell 1-11; Williams, Mondo 1-0.  
**FUMBLES:** Ohio-PATTERSON, D. 2-1. Appalachian State-Lewis, Ike 1-1; TEAM 1-1.

## Dollar General Bowl

Dec. 23, 2016 • Montgomery, Ala.

Ohio	23
Troy	28

After missing a field goal on its opening drive, Appalachian State struck first as quarterback Taylor Lamb ran for a 21-yard touchdown with 7:17 remaining in the opening quarter.  
 - The Bobcats clawed onto the scoreboard as redshirt senior kicker Josiah Yazdani converted on a 36-yard field goal with 1:31 remaining.  
 - On Appalachian State's next play from scrimmage, redshirt sophomore linebacker Quentin Poling intercepted Lamb and ran the ball back 20 yards for a touchdown that gave the Bobcats a 10-7 lead with 1:23 remaining in the half.  
 - The Bobcats tacked on another touchdown before halftime as sophomore running back A.J. Ouellette punched the ball in from seven yards out with 20 seconds remaining in the half.  
 - Ohio forced its third turnover of the game in the third quarter when redshirt senior linebacker Jovon Johnson took the ball out of receiver Ike Lewis' hands and ran the ball back 46 yards for a touchdown.  
 - Appalachian State countered in the early in the fourth quarter, scoring 14 points in 42 seconds on a 17-yard pass from Lamb to tight end Barrett Burns and a 26-yard run by running back Marcus Cox.  
 - The Mountaineers added another touchdown on a six-yard catch by Burns to take a 28-24 lead with 11:56 remaining in the game.  
 - Johnson made his second scoring play of the game, tackling Cox in the endzone for a safety to cut the deficit to 28-26 with 6:06 remaining in the game.  
 - Yazdani gave Ohio the lead with 1:47 left in the contest on a 21-yard field goal.  
 - Appalachian State kicker Zach Matics gave the Mountaineers the lead and the win on a 23-yard field goal as time expired.

### Score by Quarters

	1st	2nd	3rd	4th	Final
Ohio	0	17	7	5	29
Appalachian State	7	0	0	24	31

### Scoring Summary

Q	Time	Play	Score
1st	13:34	Troy - Chunn, Jordan 1 yd run. (Kay, Ryan kick is good). Drive: 2 plays, 48 yards in 0:19.	0 - 7
	08:19	Ohio - WHITE, Papi 44 yd pass from WINDHAM, Greg. (ZERVOS, Louie kick is good). Drive: 7 plays, 99 yards in 2:58.	7 - 7
	01:14	Troy - Chunn, Jordan 3 yd run. (Kay, Ryan kick is good). Drive: 11 plays, 65 yards in 4:29.	7 - 14
2nd	13:20	Ohio - ZERVOS, Louie 33 yd field goal. Drive: 10 plays, 58 yards in 2:54.	10 - 14
	04:52	Troy - Thompson, E. 11 yd pass from Silvers, B. (Kay, Ryan kick is good). Drive: 5 plays, 18 yards in 2:03.	10 - 21
	00:59	Ohio - REID, Jordan 5 yd pass from WINDHAM, Greg. (ZERVOS, Louie kick is good). Drive: 11 plays, 77 yards in 3:53.	17 - 21
3rd	05:47	Troy - Chunn, Jordan 4 yd run. (Kay, Ryan kick is good). Drive: 1 plays, 4 yards in 0:04.	17 - 28
	03:28	Ohio - ZERVOS, Louie 47 yd field goal. Drive: 9 plays, 21 yards in 2:19.	20 - 28
4th	04:01	Ohio - ZERVOS, Louie 37 yd field goal. Drive: 8 plays, 36 yards in 3:54.	23 - 28

### Team Statistics

	Ohio	APP
FIRST DOWNS	23	17
RUSHES-YARDS (NET)	30-78	31-87
PASSING YDS (NET)	315	235
Passes Att-Comp-Int	47-23-4	41-24-2
TOTAL OFFENSE PLAYS-YARDS	77-393	72-322
Fumble Returns-Yards	0-0	1-0
Punt Returns-Yards	3-23	0-0
Fourth-Down Conversions	0% (0 of 1)	0% (0 of 0)
Red-Zone Scores-Chances	3-3	4-6

### Individual Statistical Leaders

**RUSHING:** Ohio - Greg WINDHAM 10-24; Dorian BROWN 8-23; Bo HARDY 5-21; Maleek IRONS 4-5; Sebastia SMITH 1-5; Papi WHITE 1-3; TEAM 1-3.  
**Troy -** Chunn, Jordan 20-56; Smith, B.J. 2-32; Anderson, Josh 3-6; Silvers, B. 3-5; TEAM 3--12.

**PASSING:** Ohio - Greg WINDHAM 47-23-4-315. Troy - Silvers, B. 41-24-2-235.

**RECEIVING:** Ohio - Jordan REID 12-162; Papi WHITE 4-64; Elijah BALL 3-31; Sebastia SMITH 2-28; Maleek IRONS 1-21; Bo HARDY 1-9. Troy - Douglas, D. 6-113; Thompson, E. 8-83; Letton, Sam 3-12; McCormick, T. 2-11; Davis, Sidney 2-11; Smith, B.J. 1-4; Chunn, Jordan 1-3; Anderson, Josh 1--2.

**INTERCEPTIONS:** Ohio - Toran DAVIS 2-0. Troy - Weatherspoon, K 1-0; Lucas, Justin 1-6; Rookard, C. 1-3; Sanders, Trevon 1-1.

**SACKS (UA-A):** Ohio - Casey SAYLES 1-0. Troy - Lebbie, Sam 1-0; Barker, Antione 1-0.



## BAHAMAS BOWLS

Dec. 22, 2017 • Nassau, Bahamas

<b>UAB</b>	<b>6</b>
<b>Ohio</b>	<b>41</b>

Behind 152 yards and four touchdowns from redshirt senior running back Dorian Brown, the Ohio football team (9-4, 5-3 MAC) captured its third bowl win in program history with a 41-6 win over the UAB Blazers (8-5, 6-3 C-USA) in the 2017 Bahamas Bowl on Friday afternoon (Dec. 22) at Nathan A. Robinson National Stadium.

The win was the Bobcats first bowl win since the 2012 Independence Bowl and the first for the Mid-American Conference since 2015. The win also registers as the largest margin of victory in MAC bowl history.

Brown captured the offensive player of the game award, and teammate, redshirt sophomore safety Javon Hagan was named the defensive player of the game. Helping in Brown's rushing attack was redshirt junior running back A.J. Ouellette, who reached the 1,000 yard mark for the first time in his career. He's the first Bobcat to do so Beau Blakenship in 2012. Ouellette logged 26 yards before leaving the game with an injury and finished the season with 1,006 rushing yards.

Sophomore quarterback Nathan Rourke surpassed Tyler Tettleton in total touchdowns in a single season with 39, tallying two on the day. Rourke passed for 185 yards and two touchdowns on 12 completions. He also ran for 30 yards on three carries. Rourke connected with redshirt junior wide receiver Papi White for 106 yards on four completions, the long coming on a 56-yard touchdown catch. Redshirt junior wide receiver Andrew Meyer finished with six receptions for 50 yards.

As a team, Ohio totaled 10 quarterback hits and forced a fumble. Hagan led the charge with nine total tackles and a forced fumble, along with two pass breakups. Redshirt junior linebacker Evan Crouch followed up with eight tackles and redshirt senior linebacker Chad Moore had four tackles, including two tackles for loss.

### Score by Quarters

	1st	2nd	3rd	4th	Final
UAB	0	3	3	0	6
Ohio	13	14	14	0	41

### Scoring Summary

Q	Time	Play	Score
1st	08:41	Ohio - KNOCK, D. 2 yd pass from ROURKE, N. (ZERVOS, L. kick)	
		Drive: 11 plays, 75 yards in 6:19.	0-7
	03:40	Ohio - WHITE, P. 56 yd pass from ROURKE, N. (ZERVOS, L. kick failed)	
2nd		Drive: 3 plays, 70 yards in 1:20.	0-13
	12:26	Ohio - BROWN, D. 74 yd run (ZERVOS, L. kick)	
		Drive: 1 play, 74 yards in 0:15.	0-20
3rd	07:28	UAB - VOGEL, N. 34 yd field goal	
		Drive: 6 plays, 55 yards in 1:42.	3-20
	01:16	Ohio - BROWN, D. 9 yd run (ZERVOS, L. kick)	
4th		Drive: 9 plays, 63 yards in 6:12.	3-27
	10:46	UAB - VOGEL, N. 25 yd field goal	
		Drive: 11 plays, 83 yards in 4:14.	6-27
5th	07:45	OHIO - BROWN, D. 25 yd run (ZERVOS, L. kick)	
		Drive: 1 play, 25 yards in 0:09.	6-34
	04:05	Ohio - BROWN, D. 14 yd run (ZERVOS, L. kick)	
	Drive: 6 plays, 67 yards in 3:08.	6-41	

## DXL FRISCO BOWL

Dec. 19, 2018 • Frisco, Texas

<b>San Diego State</b>	<b>0</b>
<b>Ohio</b>	<b>27</b>

The Ohio football team (9-4) became the first Mid-American Conference team to record a shutout in a bowl game, blanking San Diego State (7-6), 27-0, in the 2018 DXL Frisco Bowl this evening at Toyota Stadium.

The Bobcats earned their fourth bowl victory in program history and won back-to-back bowl championships for the second time in program history. Ohio defeated UAB, 41-6, in the 2017 Bahamas Bowl.

Ohio finished a season with at least nine victories for the second year in a row and for the sixth time in the last 14 years under head coach Frank Solich.

In his final game at Ohio, redshirt senior running back A.J. Ouellette (Covington, Ohio) ran for a game-high 164 yards on 29 carries and was named the 2018 DXL Frisco Bowl Offensive Player of the Game. Junior quarterback Nathan Rourke (Oakville, Ontario, Canada) went 10-of-22 for a game-high 206 yards and a touchdown. He also ran for 44 yards and two scores. Redshirt senior wide receiver Papi White (Seminole, Okla.) snatched a game-high four receptions for a game-high 90 yards in his final game at Ohio. Redshirt senior wide receiver Andrew Meyer (Canal Winchester, Ohio) also made a final impact in his final game as a Bobcat, catching two passes for 60 yards -- including a 35-yard touchdown reception.

Senior linebacker Evan Crouch (Youngstown, Ohio) was named 2018 DXL Frisco Bowl Defensive Player of the Game, recording a game-high 11 total tackles, 2.5 tackles for loss and 1.5 sacks.

### Score by Quarters

	1st	2nd	3rd	4th	Final
San Diego State	0	0	0	0	0
Ohio	3	14	3	7	27

### Scoring Summary

Q	Time	Play	Score
1st	02:20	Ohio - ZERVOS, L. 30 yd field goal	
		Drive: 12 plays, 66 yards in 6:50.	0-3
2nd	07:57	Ohio - ROURKE, N. 9 yd. run (ZERVOS, L. kick)	
		Drive: 15 plays, 72 yards in 6:55.	0-10
3rd	00:07	Ohio - ROURKE, N. 11 yd. run (ZERVOS, L. kick)	
		Drive: 5 plays, 43 yards in 0:54.	0-17
4th	11:33	Ohio - ZERVOS, L. 26 yd field goal	
		Drive: 7 plays, 66 yards in 3:27.	0-20
	12:41	Ohio - MEYER, A. 35 yd. pass from ROURKE, N. (ZERVOS, L. kick)	
		Drive: 4 plays, 56 yards in 2:02.	0-27

### Team Statistics

	UAB	OHIO
FIRST DOWNS	20	24
RUSHES-YARDS (NET)	25-99	32-249
PASSING YDS (NET)	254	210
Passes Att-Comp-Int	45-24-0	22-14-0
TOTAL OFFENSE PLAYS-YARDS	70-353	54-459
Fumble Returns-Yards	0-0	0-0
Punt Returns-Yards	1-5	2-57
Fourth-Down Conversions	0% (0 of 2)	0% (0 of 1)
Red-Zone Scores-Chances	2-3	3-3

### Individual Statistical Leaders

**RUSHING:** UAB-BROWN, S. 13-37; NOBLE III, J. 5-32; ERDELY, A.J. 5-31; LEE, D. 2-minus 1. Ohio-BROWN, D. 12-152; ROSS, J. 6-39; ROURKE, N. 3-30; OUELLETTE, A. 8-26; WHITE, P. 1-8; MAXWELL, Q. 2-minus 6.

**PASSING:** UAB-ERDELY, A.J. 24-45-0-254. Ohio-ROURKE, N. 12-18-0-185; MAXWELL, Q. 1-3-0-10; MEYER, A. 1-1-0-15.

**RECEIVING:** UAB-WILSON, A. 6-58; TURNER Jr., R. 4-67; LISA, C. 4-55; UBOSI, X. 4-20; LEE, D. 2-2; BROWN, S. 1-26; PITTMAN, H. 1-21; SCOTT, L. 1-4; NOBLE III, J. 1-1. Ohio-MEYER, A. 6-50; WHITE, P. 4-106; MANGEN, T. 1-24; ROURKE, N. 1-15; OUELLETTE, A. 1-13; KNOCK, D. 1-2.

**INTERCEPTIONS:** UAB-None. Ohio-None.

**SACKS (UA-A):** UAB-None. Ohio-None.

### Team Statistics

	SDSU	OHIO
FIRST DOWNS	18	21
RUSHES-YARDS (NET)	36-153	40-215
PASSING YDS (NET)	134	206
Passes Att-Comp-Int	26-12-1	22-10-1
TOTAL OFFENSE PLAYS-YARDS	62-287	62-421
Fumble Returns-Yards	0-0	0-0
Punt Returns-Yards	1-0	2-31
Fourth-Down Conversions	66.7% (2 of 3)	100% (2 of 2)
Red-Zone Scores-Chances	0-3	4-4

### Individual Statistical Leaders

**RUSHING:** San Diego State-WASHINGTON, J. 19-129; CHAPMAN, C. 5-14; WILLIAMS, K. 1-11; AGNEW, Ryan 7-10; BYRD, Jordan 1-3; TREVILLION, F. 3-minus 14. Ohio-OUELLETTE, A. 29-164; ROURKE, N. 9-44; WHITE, P. 1-14; TEAM 1-minus 7.

**PASSING:** San Diego State-AGNEW, Ryan 11-24-1-126; CHAPMAN, C. 1-2-0-8. Ohio-ROURKE, N. 10-22-1-206.

**RECEIVING:** San Diego State-RICHARDSON, J. 3-58; WASHINGTON, J. 3-14; SMITH, Kobe 2-25; HOUSTON, Parker 2-15; KOTHE, Elijah 1-12; BELLINGER, D. 1-10. Ohio-WHITE, P. 4-90; MEYER, A. 2-60; OUELLETTE, A. 2-33; ODOM, C. 1-14; BROWN, C. 1-9.

**INTERCEPTIONS:** San Diego State-BALDWIN, Parker 1-0. Ohio-FLOYD, A. 1-4.

**SACKS (UA-A):** San Diego State-LAKALAKA, R. 1-0. Ohio-CROUCH, E. 1-1; ARP, B. 1-0; CONRAD, A. 0-1; MCKNIGHT, S. 1-0.



## Famous Idaho Potato Bowl

Jan. 3, 2019 • Boise, Ida.

Ohio	30
Nevada	21

The Ohio football team (7-6, 5-3 MAC) clinched its program-record third-straight bowl win and fifth bowl victory in program history courtesy of a 30-21 triumph over Nevada (7-6, 4-4 MW) in the 23rd Famous Idaho Potato Bowl this afternoon at Albertsons Stadium.

Ohio won the Idaho Potato Bowl for the second time in its first. The Bobcats beat Utah State in the 2011 edition of the game, 24-23. The Bobcats matched Toledo (1969-71) and Miami (1973-75) for the most consecutive bowl wins in Mid-American Conference history. Ohio led 30-9 after three quarters of play but were forced to withstand a fourth-quarter comeback by the Wolf Pack in which Nevada scored 12 unanswered points.

The Bobcats gained 285 of their 429 total yards of offense via the rushing attack, with junior running back De'Montre Tuggle (Channelview, Texas) leading the way with a game-high 97 yards and a touchdown. Redshirt sophomore running back Julian Ross (Kansas City, Mo.) added 87 yards and a touchdown. Tuggle and Ross carried the bulk of the load after Ohio lost redshirt freshman starting running back O'Shaan Allison (Norristown, Pa.) to injury in the second quarter. Redshirt senior placekicker Louie Zervos (Tarpon Springs, Fla.) accounted for 12 of Ohio's 30 points, converting all three of his field attempts and all three of his extra point attempts in his final collegiate game.

The Ohio defense came away with two big takeaways, with redshirt junior defensive end Austin Conrad (LaGrange, Ohio) tallying the first two forced fumbles of his career and redshirt sophomore defensive tackle Marcus Coleman (Upper Marlboro, Md.) logging the second fumble recovery of his career and redshirt freshman weakside linebacker Keye Thompson (Barberton, Ohio) recording his first. Redshirt senior free safety Javon Hagan (Jacksonville, Fla.), redshirt freshman defensive tackle Kylan McCracken (Cleveland Heights, Ohio) and redshirt freshman Jack McCrory (Springfield, Ohio) accounted for Ohio's three sacks. Redshirt junior safety Jarren Hampton (Fostoria, Ohio) led the Bobcats with nine solo tackles.

### Score by Quarters

	1st	2nd	3rd	4th	Final
Ohio	3	17	10	0	30
Nevada	3	6	0	12	21

### Scoring Summary

Q	Time	Play	Score
1st	12:26	NEV TALTON, Brandon 51 yd field goal 4 plays, 46 yards, TOP 2:34	0-3
	07:00	OHIO ZERVOS, L. 29 yd field goal 10 plays, 65 yards, TOP 5:20	3-3
2nd	12:28	OHIO ROSS, J. 12 yd run (ZERVOS, L. kick) 15 plays, 71 yards, TOP 7:47	10-3
	07:21	NEV TALTON, B. 36 yd field goal 10 plays, 59 yards, TOP 5:00	10-6
06:21	OHIO ROURKE, N. 35 yd run (ZERVOS, L. kick) 3 plays, 77 yards, TOP 0:54	17-6	
	02:17	OHIO ZERVOS, L. 33 yd field goal 5 plays, 20 yards, TOP 2:02	20-6
00:00	NEV TALTON, B. 33 yd field goal 12 plays, 67 yards, TOP 2:12	20-9	
	3rd 11:00	OHIO ZERVOS, L. 26 yd field goal 9 plays, 66 yards, TOP 3:53	23-9
05:26	OHIO TUGGLE, D. 2 yd run (ZERVOS, L. kick) 5 plays, 50 yards, TOP 2:26	30-9	
	4th 10:48	NEV COOKS, Elijah 8 yd pass from Carson Strong, (TALTON, B kick blocked) 10 plays, 78 yards, TOP 3:33	30-15
08:42	NEV LEE, D. 1 yd run (Strong, Carson pass failed) 3 plays, 26 yards, TOP 0:57	30-21	

### Team Statistics

	Ohio	NEV
FIRST DOWNS	25	24
RUSHES-YARDS (NET)	50-285	19-29
PASSING YDS (NET)	144	401
Passes Att-Comp-Int	9-17-0	32-50-0
TOTAL OFFENSE PLAYS-YARDS	67-429	69-430
Fumble Returns-Yards	0-0	1-5
Punt Returns-Yards	3-22	1-8
Fourth-Down Conversions	2 of 2	2 of 3
Red-Zone Scores-Chances	5-6	4-6
Sacks By: Number-Yards	3-30	1-10

### Individual Statistical Leaders

**RUSHING:** Ohio-Tuggle, D. 10-97; Rourke, N. 10-87; Ross, J. 17-57; Allison, O. 9-46; Walton, T. 1-1. **TEAM 3-** minus 3; Nevada - Tauga, T. 6-48; Lee, D. 9-9; Strong, C. 4- minus 28;  
**PASSING:** Ohio-Rourke, N. 9-17-0-144; Nevada-Strong, C. 31-49-1-402.  
**RECEIVING:** Ohio-Cox, I. 3-73; Walton, T. 2-22; Ross, J. 1-14; Odom, C. 1-14; Knock, D. 1-12; Luehrman, R. 1-9.  
 Appalachian State-Cooks, E. 14-197-1; Stovall, M. 7-84; Putman, B. 6-73; O'Leary-Orange 3-24; Turner, C. 1-18; Ikahihifo, H. 1-5.  
**INTERCEPTIONS**  
**FUMBLES:** Ohio-Thompson, K. 1-0; Coleman, M. 1-0. Appalachian State-Hammond, S. 2-5

## Barstool Sports Arizona Bowl

Dec. 30, 2022

Ohio	30
Wyoming	27

After freshman kicker Nathaniel Vakos kicked a 46-yard field goal to tie the game with only four seconds left on the clock, the Ohio football team (10-4, 7-1 MAC) defeated the Wyoming Cowboys (7-6, 5-3 MWC) at the Barstool Sports Arizona Bowl in overtime, 30-27. This victory marks the Bobcats' first 10-win season since 2011 and their fourth in program history as well as their first win over Wyoming.

Redshirt sophomore quarterback CJ Harris (West Bloomfield, Mich.) went 20-for-33 with two touchdowns on 184 yards. Sieh Bangura finished the season with 1,078 total rushing yards, marking the most rushing yards in a season by a freshman in program history. On the ground, r Sieh Bangura (Bowie, Md.) led the Bobcats with 25 carries and one touchdown on 138 rushing yards.

Defensively, redshirt junior linebacker Cannon Blausler (Hilliard, Ohio) led the team with seven tackles, five of which were solo. Redshirt freshman cornerback Torrie Cox, Jr. (Bowie, Md.) snagged the only interception of the game.

A 45-yard field goal from Vakos extended Ohio's lead with 4:17 left in the game, but the Cowboys strung together a six-play, 75-yard drive to take a 24-21 lead. After a Wyoming timeout, Vakos' 46-yard field goal tied the game, 24-24, with only four seconds left in the fourth quarter, sending the game into overtime.

Wyoming kicked a 29-yard field goal to take a three-point lead. After multiple rushing attempts, a 10-yard throw to Foster secured Ohio's 30-27 win.

### Score by Quarters

	1st	2nd	3rd	4th/OT	Final
Ohio	8	3	7	6/6	30
Wyoming	14	3	0	7/3	27

### Scoring Summary

Q	Time	Play	Score
1st	10:12	WYO Vaughn, Jordan 17 yard run (Hoyland, John Kick) 9 plays, 70 yards, TOP 4:42	0-7
	8:23	OHIO Jones, Jacoby 34 yd pass from Harris, CJ (Holloway, Justin pass) 5 plays, 58 yards, TOP 1:40	8-7
3:58	WYO Welch, Trayton pass from Peasley, Andrew (Hoyland, John kick) 1 play, 17 yards, TOP :07	8-14	
	2nd 13:28	OHIO Vakos, Nathaniel 43 yard field goal 12 plays, 49 yards, TOP 5:30	11-14
00:04	WYO Hoyland, John 53 yard field goal 8 plays, 30 yards, TOP 1:07	11-17	
3rd 5:14	OHIO Bangura, Sieh 3 yard run (Vakos, Nathaniel kick) 4 plays, 56 yards, TOP 2:07	18-17	
	4th 4:17	OHIO Vakos, Nathaniel 45 yard field goal 7 plays, 38 yards, TOP 4:03	21-17
2:08	WYO Vaughn, Jordan 5 yard run (Hoyland, John kick) 6 plays, 75 yards, TOP 2:09	21-24	
	:04	OHIO Vakos, Nathaniel 46 yard field goal 10 plays, 55 yards, TOP 1:59	24-24
OT :00	WYO Hoyland, John 29 yard field goal 5 plays, 14 yards, TOP :00	24-27	
	:00	OHIO Foster, Tyler game-winning 10 yard pass from Harris, CJ 5 plays, 25 yards, TOP 00:00	30-27

### Team Statistics

	Ohio	WYO
FIRST DOWNS	22	17
RUSHES-YARDS (NET)	38-201	33-105
PASSING YDS (NET)	184	186
Passes Att-Comp-Int	20-34-0	18-30-1
TOTAL OFFENSE PLAYS-YARDS	72-385	63-291
Fumble Returns-Yards	0-0	0-0
Punt Returns-Yards	3-5	0-0
Fourth Down Conversions	0-0	0-0
Red Zone Scores-Chances	2-2	4-4
Sacks by: Number-Yards	4-32	3-17

### Individual Statistical Leaders

**RUSHING:** Sieh Bangura (Ohio) 25-138, 1 TD. Jordan Vaughn (Wyoming) 16-67, 2 TD  
**PASSING:** Andrew Peasley (Wyoming) 18-30-186, 1 TD, INT. CJ Harris (Ohio) 20-33-184, 2 TD  
**RECEIVING:** Treyton Welch (Wyoming) 5-91, 1 TD. Jacoby Jones (Ohio) 3-44, TD.  
**INTERCEPTIONS** Torrie Cox, Jr. (Ohio) 1-15  
**SACKS:** Shane Bonner (Ohio) 2.0-20. Braden Siders (Wyoming) 2.0-12.  
**FIELD GOALS:** Nathaniel Vakos (Ohio) 3-4, Long 46. John Hoyland (Wyoming) 2-2, Long 530.



**Josh Abrams**

Defensive Back; Green Bay Packers, 2008-09; Toronto Argonauts (CFL), 2010

**Chet Adams**

Tackle; Cleveland Rams, 1939-42; Green Bay Packers, 1943; Cleveland Browns, 1946-48; Buffalo Bills, 1949; New York Yanks, 1950

**Tarell Basham**

Linebacker; Indianapolis Colts, 2017-2018; New York Jets, 2019-20; Dallas Cowboys, 2021-22; Tennessee Titans, 2022-23

**George Belu**

Tight End; Ottawa Rough Riders (CFL), 1961

**Jeremy Beutler**

Tight End; Carolina Cobras (Arena Football League), 2000; Frankfurt Galaxy (NFL Europe), 2001; Dallas Desperados (AFL), 2002-03; Austin Wranglers (AFL), 2004-05; Kansas City Brigade (AFL), 2006

**Beau Blankenship**

Running Back; Jacksonville Jaguars, 2014

**LaVon Brazill**

Wide Receiver; Indianapolis Colts, 2012-2014

**Chad Brinker**

Running Back; New York Jets, 2003; Cologne Centurions (NFL Europe), 2004

**Robert Brooks**

Running Back; New York Titans, 1961

**Blair Brown**

Linebacker; Jacksonville Jaguars, 2017-18

**Dion Byrum**

Cornerback; Carolina Panthers, 2006-07; Orlando Predators, 2008 and 10 and Colorado Crush (AFL), 2008,

**Joe Callan**

Defensive Back; Ottawa Roughriders (CFL), 1979

**Andy Canter**

Offensive Line; Philadelphia Eagles, 1995

**Kevin Carberry**

Defensive End; Cleveland Browns, 2005; Detroit Lions, 2005-06; Berlin Thunder (NFL Europe), 2006; New York Dragons (AFL), 2007; Philadelphia Soud (AFL), 2008

**Jason Carthen**

Linebacker; Buffalo Bills, 1993; New England Patriots, 1993

**Travis Carrie**

Cornerback; Oakland Raiders, 2014-2017; Cleveland Browns, 2018-20; Indianapolis Colts, 2020-21; Baltimore Ravens, 2022; Carolina Panthers, 2022-Present

**Landon Cohen**

Defensive Tackle; Detroit Lions, 2008-09; Jacksonville Jaguars, 2010; New England Patriots, 2010-11; Arizona Cardinals, 2012; Philadelphia Eagles, 2012; Dallas Cowboys, 2013; Chicago Bears, 2013; Buffalo Bills, 2014; Seattle Seahawks 2014-15; Ottawa Redblacks (CFL), 2016

**Chip Cox**

Defensive Back; Detroit Lions, 2005; Montreal Alouettes (CFL), 2006; Washington Redskins, 2007; Montreal Alouettes (CFL) 2007-20

**John Fekete**

Running Back; Buffalo Bisons, 1946

**Donte' Foster**

Wide Receiver; Minnesota Vikings, 2014-2015; San Diego Charger, 2015; Dallas Cowboys, 2015; New York Giants, 2016; Tennessee Titans, 2016

**Chris Garrett**

Running Back; Winnipeg Blue Bombers (CFL), 2010-2013; Saskatchewan Roughriders (CFL), 2013

**Stafford Gatling**

Defensive End; New York Jets, 2011

**Steven Goulet**

Wide Receiver; Oakland Raiders, 2011

**Dick Grecni**

Center; Minnesota Vikings, 1961; Edmonton Eskimos (CFL), 1962

**Dave Green**

Punter; Cincinnati Bengals, 1972-75; Tampa Bay Buccaneers, 1976-78

**Mike Green**

Punter; Miami Dolphins, 1976; Houston Oilers, 1977

**Paul Halleck**

End; Cleveland Rams, 1937

**Ryan Hawk**

Quarterback; Birmingham Steeldogs (AFL2), 2006; Green Bay Blizzard (AFL2), 2007

**Eric Herman**

Offensive lineman; New York Giants, 2013-15; Baltimore Ravens, 2015; Indianapolis Colts, 2016

**Gary Homer**

Kicker; Washington Redskins (1976), Minnesota Vikings (1976), Cleveland Browns (1977)

**Bob Houmard**

Fullback; Winnipeg Blue Bombers (CFL); Ottawa Rough Riders (CFL), 1969-73

**Skip Hoover**

Linebacker; New York Jets; Houston Oilers, 1965

**Maleek Irons**

Running Back; Hamilton Tiger-Cats, 2019-present

**Dontrell Jackson**

Quarterback; Green Bay Blizzard (AFL2), 2005-06

**Len Janiak**

Running Back; Brooklyn Dodgers, 1939; Cleveland Rams, 1940-42

**Dave Juenger**

Tight End; Chicago Bears, 1973

**Russell Kepler**

Halfback; Cleveland Rams; Boston Shamrocks, 1933-36

**John Kerns**

Tackle; Buffalo Bills, 1947-49; Toronto Argonauts (CFL), 1950-51

**Todd Koenig**

Safety; Cleveland Browns, 2008

**Jack LeVeck**

Linebacker; St. Louis Cardinals, 1973-75; Chicago Bears, 1976

**Art Lewis**

Tackle; New York Giants, 1936; Cleveland Browns (Coach), 1938-39

**Joe Lowery**

Offensive Lineman; Chicago Bears, 2019

**Scott Mayle**

Wide Receiver; Buffalo Bills, 2007-2008; Kansas City Chiefs, 2008

**Troy Mangen**

Tight End; Atlanta Falcons, 2018

**Terrence McCrae**

Wide Receiver; Pittsburgh Steelers, 2011

**Kalvin McRae**

Running Back; Kansas City Chiefs, 2008

**Alan Miller**

Linebacker; Washington Redskins, 1962-63

**Michael Mitchell**

Defensive Back; Oakland Raiders, 2009-12; Carolina Panthers 2013; Pittsburgh Steelers 2014-17

**Matt Muncy**

Linebacker; Cincinnati Bengals, 2007

**A.J. Ouellette**

Running Back; New Orleans Saints, 2019; Cleveland Browns, 2019; Toronto Argonauts (CFL), 2019-present

**Mark Parson**

Cornerback; Houston Texans, 2009; New Orleans Saints 2009, 2010-11

**Austen Pleasants**

Offensive Line; Jacksonville Jaguars 2020-2021, Carolina Panthers 2021-22; Los Angeles Chargers 2022-present

**Quentin Poling**

Linebacker; Miami Dolphins, 2018-19; Oakland Raiders, 2019; Atlanta Falcons, 2019-20; Las Vegas Raiders, 2020; Minnesota Vikings, 2020; New Orleans Saints, 2021; Birmingham Stallions (USFL), 2022

**Julian Posey**

Cornerback; New York Jets, 2012; Miami Dolphins 2013; Cleveland Browns, 2013; Minnesota Vikings 2014; Hamilton Tiger-Cats (CFL), 2014-2015; Winnipeg Blue Bombers (CFL), 2015-16

**Taylor Price**

Wide Receiver; New England Patriots, 2010-11; Jacksonville Jaguars 2011-2013; Seattle Seahawks, 2014

**Seth Ream**

Defensive Line; Florida Firecats (AFL2), 2007

**Darren Reese**

OL; NY Giants 1994; Jacksonville Jaguars 1995

**Armani Rogers**

TE; Washington Commanders, 2022-present

**Nathan Rourke**

Quarterback; BC Lions (CFL), 2020-2022; Jacksonville Jaguars 2022-present

**Lenny Sadosky**

Halfback; Cleveland Rams, 1935-36

**Casey Sayles**

Defensive Line; Los Angeles Rams, 2017; Pittsburgh Steelers, 2018, Birmingham Iron (AAF), 2019; Pittsburgh Steelers, 2019; St. Louis BattleHawks (XFL), 2020; Winnipeg Blue Bombers, 2021-22, Hamilton Tiger-Cats (CFL) 2022-Present

**Ryan Senser**

Long Snapper; New Orleans Saints, 2008; Seattle Seahawks, 2008

**Robert Snyder**

Quarterback; Pittsburgh Americans, 1936; Cleveland Rams, 1937-38; Chicago Bears, 1938-41, 43

**Todd Snyder**

Wide Receiver; Atlanta Falcons, 1969-73

**William Snyder**

Guard; Pittsburgh Americans, 1934-35

**Rudy Sylvan**

Tight End; Detroit Lions, 2007

**Tyler Tettleton**

Quarterback; Hamilton Tiger-Cats (CFL), 2014

**Clyde Thomas**

Running Back; Vancouver (CFL), 1961

**De'Montre Tuggle**

RB; Chicago Bears, 2021, Arlington Renegates (XFL), 2022, Ottawa Redblacks (CFL) 2023

**Chuck Turner**

Tackle; Buffalo Bills, 1966; Hamilton Tiger Cats (CFL), 1967-1968, 1970; Edmonton Eskimos (CFL), 1971-1978; Winnipeg Blue Bombers (CFL), 1979

## **Thad Turner**

Defensive Back; Indianapolis Colts, 2010; New England Patriots, 2010; Arizona Cardinals, 2011

## **Ian Wells**

Cornerback; Detroit Lions, 2016-17

## **Papi White**

Wide Receiver; Jacksonville Jaguars, 2019; Tennessee Titans, 2019; Hamilton Tiger-Cats, 2020-23

## **T.J. Wright**

Cornerback; Cincinnati Bengals, 2007; Jacksonville Sharks, 2012

## **Dave Zastudil**

Punter; Baltimore Ravens, 2002-05; Cleveland Browns, 2006-2009; Arizona Cardinals, 2011-14





Travis Carrie was drafted by the Oakland Raiders in the seventh round of the 2014 NFL Draft. He spent four seasons in Oakland before signing four-year deal with the Cleveland Browns prior to the 2018 campaign.

## Bobcat NFL Draft Picks

Year	Name	Pos.	Round	Overall	Team
1936	Art Lewis	T	1st	9th	New York Giants
1939	Len Janiak	B	6th	45th	Brooklyn Dodgers
	Chet Adams	T	12th	103rd	Cleveland Rams
1943	John Fekete	B	14th	123rd	Brooklyn Dodgers
	Joe Riccardi	T	26th	270th	Washington Redskins
1946	John Kerns	T	13th	137th	Philadelphia Eagles
1948	Gene Ruzzkowski	T	5th	44th	Los Angeles Rams
			6th	29th	Baltimore (AAFC)
1954	Lou Sawchik	E	24th	278th	Chicago Cardinals
1958	Les Carney	B	15th	178th	Baltimore Colts
1960	Rich Grecni	C	13th	152nd	Cleveland Browns
					Boston Patriots (AFL)
1961	Bob Brooks	FB	9th	122nd	Detroit Lions
			21st		New York Titans (AFL)
1962	Ted Stute	E	12th	165th	Cleveland Browns
			10th		New York Titans (AFL)
	Allen Miller	G	17th	225th	Washington Redskins
			17th		New York Titans (AFL)
1963	Charley Nickoson	T	6th	78th	Washington Redskins
	Dick Schultz	T	13th	176th	San Francisco 49ers
			24th		Boston Patriots (AFL)
1965	John Frick	E	9th	113th	New York Giants
			14th		Denver Broncos (AFL)
	Don Hoovler	LB	6th		New York Jets (AFL)
1969	Frank Peters	T-C	9th	233rd	New York Jets
	Bob Houmard	RB	14th	342nd	Pittsburgh Steelers
1970	Todd Snyder	WR	3rd	65th	Atlanta Falcons
	Cleve Bryant	DB	11th	271st	Denver Broncos
1972	Al Benton	T	4th	103rd	Miami Dolphins
	David Green	K	17th	418th	Cincinnati Bengals
1973	Dave Juenger	WR	14th	345th	Chicago Bears
1976	Mike Green	K	16th	450th	Miami Dolphins
2002	Dave Zastudil	P	4th	112th	Baltimore Ravens
2008	Landon Cohen	DT	7th	216th	Detroit Lions
2009	Michael Mitchell	DB	2nd	47th	Oakland Raiders
2010	Taylor Price	WR	3rd	97th	New England Patriots
2012	LaVon Brazill	WR	6th	206th	Indianapolis Colts
2013	Eric Herman	OL	7th	225th	New York Giants
2014	Travis Carrie	CB	7th	219th	Oakland Raiders
2017	Tarell Basham	DE	3rd	80th	Indianapolis Colts
	Blair Brown	LB	5th	148th	Jacksonville Jaguars
2018	Quentin Poling	LB	7th	227th	Miami Dolphins

## Bobcats in All-Star Games

### All-American Bowl

Joe Dean	1960
Bob Brooks	1960

### All-Star Gridiron Classic

Kevin Carberry	2004
Steveland Hookfin	1998

### American Bowl

Todd Snyder	1969
-------------	------

### Chicago All-Star Game

Dick Grecni	1961
-------------	------

### College Gridiron Showcase

De'Montre Tuggle	2022
------------------	------

### East-West Shrine Game

Armani Rogers	2022
Travis Carrie	2013
Dion Byrum	2006
Mike Green	1976
John Frick	1965
Dick Grecni	1960
Dick Schulz	1962
John Kerns	1947
Art Lewis	1936

### Hula Bowl

Chad Brinker	2003
Kalvin McRae	2007

### North-South All-Star Game

Todd Snyder	1969
-------------	------

### NFLPA Collegiate Bowl

Joe Anderson	2019
Joe Lowery	2019

### Ohio Shrine Bowl

Rod Day	1976
Tom Kauffman	1976
Greg Lockett	1976
Mike Green	1975
Ed Madison	1975
Wally Donnie	1975
Dave Miller	1975
Jeff Beams	1974
Ken Carstensen	1974
Greg Lieb	1974
Charles Williams	1974
L.C. Lyons	1974
Mike Nugent	1974
Don Caldwell	1972
Dave Juenger	1972

### Senior Bowl

Tarell Basham	2016
Ryan McGrath	2013
Dave Zastudil	2002
Todd Snyder	1969
John Frick	1964
Skip Hoovler	1964
Dick Schulz	1962
Joe Dean	1961

### Texas vs. The Nation

T.J. Wright	2007
Mark Parson	2009
Eric Herman	2013
Tremayne Scott	2013

### Tropical Bowl

TJ Jackson	2022
------------	------

