



HISTORY AND RECORDS



ALL-AMERICANS




FRANK BAUMHOLTZ
1941: FIRST TEAM, CONVERSE

As a senior in 1941, Baumholtz broke the Ohio career scoring record as he paced the Bobcats for a third-straight season. In the regular-season finale, he scored 29 points to break the existing Ohio single-game record.

Baumholtz led the Bobcats to a berth in the 1941 National Invitation Tournament and scored 53 points in three games to establish a new tournament record and capture Most Valuable Player honors.

In his three seasons on the hardwood, he paced Ohio to a 67-18 composite record. Nicknamed the "Midvale Marvel," he became a two-sport pioneer as one of the first athletes ever to play both basketball and baseball professionally.


In 1965, he was part of the inaugural class of the Ohio Athletics Hall of Fame. A once-in-a-lifetime player, Baumholtz's number 54 jersey is the only number officially retired by the Ohio men's basketball program.



WALTER LOCKETT
1975: HONORABLE MENTION, HELMS

A truly unique talent that graced the cover of *Sports Illustrated* before he even stepped foot inside the Convo, Walter Lockett was the most hyped incoming freshman in the history of Ohio University athletics. Lockett delivered on that promise, as the Bridgeport, Conn., native ranks 10th on the school's all-time scoring list after playing just three seasons in Athens. He averaged a Mid-American Conference-best 25.2 points per game as a junior in 1974-75 and led the league with a mark of 23.2 points per contest as a sophomore in 1973-74

A two-time all-conference selection and the 1974 MAC Player of the Year, Lockett led the Bobcats to a MAC title and a berth in the NCAA Championship in 1974. Nicknamed "Clyde" because his game was reminiscent of NBA Hall of Famer Walt "Clyde" Frazier, he was selected by Detroit with the 27th overall selection in the 1975 NBA Draft and also was chosen in two ABA drafts. He was inducted into the Ohio Athletics Hall of Fame in 1986 and had his number 34 jersey honored during Ohio's centennial season in 2006-07. His appearance on the cover of *Sports Illustrated* came in the magazine's college basketball preview issue on Nov. 27, 1972.





ALL-AMERICANS



GARY TRENT
1995: HONORABLE MENTION, AP; UPI

Nicknamed the "Shaq of the MAC," Gary Trent is the only three-time MAC Player of the Year in the history of the league. A force on the glass and in the post, Trent was a three-time MAC scoring champion, two-time rebounding leader and one of just three players in league history with at least 2,000 points and 1,000 rebounds.

He ranks first all-time at Ohio in scoring average (22.7 points per game) and is the school's third leading scorer (2,108 points). In just three seasons in Athens, Trent ranks third all-time in career rebounds (1,050). As a junior in 1994-95, Trent averaged 22.9 points and 12.8 rebounds while leading Ohio to a Preseason NIT title and a berth in the postseason NIT.

Selected by the Milwaukee Bucks with the 11th overall selection in the 1995 NBA Draft, Trent was traded to the Portland Trail Blazers as part of a draft-day deal. He enjoyed an 11-year NBA career, averaging more than eight points and four rebounds per game.



D.J. COOPER
2013: HONORABLE MENTION, AP; LOU HENSON, 2012: LUTE OLSON ALL-AMERICA

One of the most well-rounded players in the history of Division I college basketball, D.J. Cooper dazzled during his four years in Athens with superior court vision, precision passing and a knack for hitting the big shot.

He is Ohio's all-time leader in assists (934), steals (327), games started (139), games played (143) and 3-pointers made, and is fourth all-time in scoring (2,075 career points). The Chicago, Ill., native is the only player in the history of NCAA Division I men's basketball to post at least 2,000 points, 900 assists, 600 rebounds and 300 steals in a career.

A three-time All-MAC First Team selection and the 2013 MAC Player of the Year, Cooper earned AP All-America Honorable Mention honors as a senior. He was a part of Ohio's 2013 senior class that took the program to new heights, winning a school-record 94 games in four years, including three NCAA contests (including wins over Georgetown, Michigan and South Florida), two MAC Championship titles and one MAC regular season crown.



ANTONIO CAMPBELL
2016: HONORABLE MENTION, AP

Junior forward Antonio Campbell (Cincinnati, Ohio) was named a 2015-16 Associated Press Honorable Mention All-America selection.

A 2015-16 National Association of Basketball Coaches Division I First Team All-District 14 and 2016 First Team All-MAC selection, Campbell led the Bobcats in scoring with 17.1 points per game (fourth in MAC), a 56.6 percent field goal percentage (237-of-423; second in MAC, 39th in NCAA), 6.8 field goals made per game, 12.1 field goals attempted per game, 10.2 rebounds per game (second in MAC, 21st in NCAA) and 1.8 blocks per game (first in MAC, 59th in NCAA). He also ranked second on the team with 2.3 free throws made per game and 3.2 free throw attempts per game and third with 1.2 three-point field goals made per game and 3.3 three-point field goal attempts per game.

A two-time YP.com MAC East Division Player of the Week pick, Campbell dominated in conference play, averaging a league-high 10.5 boards per game and ranking third with 19.1 points and 1.4 blocks per game. He ranked third in the conference with a 57.4 percent (136-of-237) field goal percentage and shot 44.6 percent (29-of-65) from beyond the arc -- good for sixth in the league.

Campbell led the team in scoring a team-high 15 times and rebounding a team-high 29 times. He posted double-digit points in a team-high 29 games and logged double-digit boards a team-high 20 times. He achieved a team-high 17 double-doubles, which ranks 19th in the NCAA.

Campbell's 598 points in 2015-16 went down as the eighth-most in a single season in program history. He made 237 field goals, which ranks as the sixth-most in a single season in program history. He also hauled in 358 rebounds, which is the sixth-most in a single season in program history. His 63 blocks in 2015-16 are the eighth-most in a single season in program history.




**PLAYERS DRAFTED IN
NBA**

RD.	PLAYER	YEAR	OVERALL (IN ROUND)	TEAM/ TRADED TO
1	Gary Trent	1995	11th	Milwaukee/Portland
1	Dave Jamerson	1990	15th	Miami/Houston
2	Jason Preston	2021	33rd (3rd)	Orlando/LAC
2	Walter Lockett	1975	27th (9th)	Detroit
2	Brandon Hunter	2003	56th (26th)	Boston
3	Greg McDivitt	1970	44th (10th)	Phoenix
3	Greg McDivitt	1970	-	Carolina - ABA
4	John Devereaux	1984	80th (8th)	San Antonio
5	John Canine	1970	78th (10th)	Phoenix
5	Walter Lockett	1975	43rd (2nd)	Memphis - ABA
7	Howard Jolliff	1960	50th (2nd)	Minneapolis
7	Jerry Jackson	1964	65th (2nd)	Detroit
7	Steve Skaggs	1979	135th (3rd)	Cleveland
8	Craig Love	1971	121st (2nd)	Buffalo
8	Tom Corde	1972	143rd (11th)	New York
9	Dick Shrider	1948	-	New York
9	Larry Kruger	1961	74th (2nd)	Cincinnati
9	Gerald McKee	1969	-	Indiana - ABA
9	Walter Lockett	1974	85th (5th)	San Antonio - ABA
9	Tim Joyce	1979	179th (3rd)	Cleveland
10	John Schroeder	1967	-	Pittsburgh - ABA
11	Gerald McKee	1969	155th (14)	Baltimore
12	Craig Love	1971	-	Carolina - ABA
12	Ken Kowall	1971	189th (9th)	Philadelphia
13	John Schroeder	1967	141st (7th)	Seattle
17	Bunk Adams	1965	108th	Baltimore

NOT DRAFTED BUT PLAYED IN THE NBA

Frank Baumholtz	1945-46 1946-47	Youngstown – NBL Cleveland
Paul Graham	1991-94	Atlanta
Maurice Ndour	2016-17	New York





MAC PLAYER OF THE YEAR

YEAR	NAME
1971	Ken Kowall
1974	Walter Lockett
1984	John Devereaux
1989	Paul Graham
1990	Dave Jamerson
1992	Lewis Geter
1993	Gary Trent
1994	Gary Trent
1995	Gary Trent
2013	D.J. Cooper
2016	Antonio Campbell

MAC FRESHMAN OF THE YEAR

YEAR	NAME
1986	Paul Graham
1991	Rush Floyd
1993	Gary Trent
2005	Leon Williams
2010	D.J. Cooper
2019	Ben Vander Plas

MAC COACH OF THE YEAR

YEAR	NAME
1970	Jim Snyder
1972	Jim Snyder
1983	Danny Nee
1985	Danny Nee
1994	Larry Hunter



D.J. Cooper became Ohio's first MAC Player of the Year in 18 years after ranking seventh in the country in assists (7.1 per game) during the 2012-13 season.

Danny Nee claimed two MAC Coach of the Year awards during his six seasons on the Ohio sidelines.



ACADEMIC HONORS

2022-23 MEN'S BASKETBALL

ACADEMIC ALL-AMERICA SELECTIONS

YEAR	NAME	POS.	TEAM
1970	John Canine	G	Second
	Ken Kowall	G	Honorable mention
	Craig Love	C	Second
1976	Scott Love	F	Second
1977	Steve Skaggs	F/G	First
1978	Steve Skaggs	F/G	Second
	Bill Littlefield	FG	Honorable mention
1990	Dave Jamerson	G	First
2021	Ben Vander Plas	F	Second
2022	Ben Vander Plas	F	First
2022	Ben Vander Plas	F	DI Academic All-America of the Year



Fred Cluff played both basketball and baseball for the Bobcats, becoming one of just three hoops players in school history to earn Academic All-MAC honors three times.

2020	Ben Vander Plas
2021	Jason Preston
	Ben Roderick
	Ben Vander Plas
	Dwight Wilson III
2022	Ben Roderick
	Ben Vander Plas
	Jason Carter
	Tommy Schmock



A two-time Academic All-American and three-time Academic All-MAC selection,

ACADEMIC ALL-MAC SELECTIONS

YEAR	NAME
1966	Fred Cluff
	Russ Hamilton
1967	Fred Cluff
	Russ Hamilton
	Wayne Young
1968	Fred Cluff
	Wayne Young
1970	John Canine
	Ken Kowall
1971	Craig Love
	Ken Kowall
1974	Craig Love
	Scott Love
1976	Scott Love
1977	Steve Skaggs
1978	Steve Skaggs
1979	Steve Skaggs
1980	Bill Littlefield
1989	Dave Jamerson
1990	Dave Jamerson
1992	Dan Aloï
1994	Chad Estis
1997	Geno Ford
2013	Walter Offutt
2017	Gavin Block
2018	James Gollon
2019	Gavin Block
	Jason Carter
	Ben Vander Plas



Ben Vander Plas, a two-time Academic All-American, four time Academic All-MAC selection and the 2022 DI Men's Basketball Academic All-America of the Year,



STATISTICAL CHAMPIONS

2022-23 MEN'S BASKETBALL

NCAA - INDIVIDUAL

Table with 3 columns: YEAR, NAME, CATEGORY. Row: 2003 Brandon Hunter Rebounds per game (12.6)

NCAA - TEAM

Table with 2 columns: YEAR, CATEGORY. Row: 2013 Assists per game (17.5)

MAC - INDIVIDUAL


Large table with 3 columns: YEAR, NAME, CATEGORY. Lists individual statistics for years 1955-2021.

MAC - TEAM

Table with 2 columns: YEAR, CATEGORY. Lists team statistics for years 1947-2022.



TOP-10 SCORERS




DAVE JAMERSON ... STOW, OHIO (1986-90) ... 2,336 POINTS

Year	GP/GS	FGM/A/%	3FG/A/%	FTM/A/%	Reb./Avg.	Asst./Avg.	Pts./Avg.
1985-86	28-3	169-294-.575	NA	54-65-.831	85-3.0	54-1.9	392-14.0
1986-87	Medical Redshirt						
1987-88	30-30	198-416-.476	49-122-.402	74-87-.851	115-3.8	86-2.9	519-17.3
1988-89	29-29	200-413-.484	59-145-.407	92-107-.860	136-4.7	82-2.8	551-19.0
1989-90	28-*	297-647-.459	131-303-.432	149-177-.842	179-6.4	49-1.8	874-31.2
TOTAL	115-*	864-1770-.488	239-570-.419	369-436-.846	515-4.5	271-2.4	2336-20.3



PAUL GRAHAM ... PHILADELPHIA, PA. (1986-89) ... 2,170 PTS

Year	GP/GS	FGM/A/%	3FG/A/%	FTM/A/%	Reb./Avg.	Asst./Avg.	Pts./Avg.
1985-86	29-16	181-377-.480	NA	99-128-.773	136-4.7	52-1.8	461-15.9
1986-87	22-18	187-391-.478	10-39-.256	81-109-.743	118-5.4	54-2.5	465-21.1
1987-88	30-27	227-413-.550	4-9-.444	141-183-.770	153-5.1	80-2.7	599-20.0
1988-89	29-29	224-431-.520	21-46-.457	176-217-.811	203-7.0	98-3.4	645-22.2
TOTAL	110-90	819-1612-.508	35-94-.372	497-637-.780	610-5.5	284-2.6	2170-19.7




GARY TRENT ... COLUMBUS, OHIO (1993-95) ... 2,108 PTS

Year	GP/GS	FGM/A/%	3FG/A/%	FTM/A/%	Reb./Avg.	Asst./Avg.	Pts./Avg.
1992-93	27-27	194-299-.651	0-1-.000	126-181-.696	250-9.6	42-1.6	514-19.0
1993-94	33-32	309-536-.576	9-33-.273	210-291-.722	377-11.4	65-2.0	837-25.4
1994-95	33-31	293-556-.527	8-35-.227	163-254-.642	423-12.8	79-2.4	757-22.9
TOTAL	93-90	796-1390-.573	17-69-.246	499-726-.687	1050-11.3	186-2.0	2108-22.7



D.J. COOPER... CHICAGO, ILL. (2010-2013) ... 2,075 PTS

Year	GP/GS	FGM/A/%	3FG/A/%	FTM/A/%	Reb./Avg.	Asst./Avg.	Pts./Avg.
2009-10	37-36	156-417-.374	65-204-.319	121-158-.766	198-5.4	218-5.9	498-13.5
2010-11	35-32	180-471-.382	58-194-.299	134-179-.749	176-5.0	263-7.5	552-15.8
2011-12	37-37	162-465-.348	75-244-.307	146-196-.745	138-3.7	211-5.7	545-14.7
2012-13	34-34	150-354-.424	76-209-.364	104-148-.703	109-3.2	242-7.1	480-14.1
TOTAL	143-139	648-1707-.380	274-851-.322	505-681-.742	621-4.3	934-6.5	2075-14.5




BRANDON HUNTER ... CINCINNATI, OHIO (2000-03) ... 2,012 PTS

Year	GP/GS	FGM/A/%	3FG/A/%	FTM/A/%	Reb./Avg.	Asst./Avg.	Pts./Avg.
1999-00	33-32	149-290-.514	0-2-.000	76-138-.551	206-6.2	35-1.1	374-11.3
2000-01	30-30	181-355-.510	3-9-.333	178-271-.657	282-9.4	80-2.7	543-18.1
2001-02	26-26	159-325-.489	25-67-.373	108-179-.603	237-9.1	59-2.3	451-17.3
2002-03	30-30	217-415-.523	11-37-.297	199-335-.594	378-12.6	78-2.6	644-21.5
TOTAL	119-118	706-1385-.510	39-115-.339	561-923-.608	1103-9.3	252-2.1	2012-16.9




Top-10 Scorers



GENO FORD ... CAMBRIDGE, OHIO (1994-97) ... 1,752 PTS

Year	GP/GS	FGM/A/%	3FG/A/%	FTM/A/%	Reb./Avg.	Asst./Avg.	Pts./Avg.
1993-94	33-24	85-218-.390	43-102-.422	96-128-.750	50-1.5	69-2.1	309-9.4
1994-95	33-32	116-279-.416	48-131-.366	91-118-.771	68-2.1	90-2.7	371-11.2
1995-96	30-30	192-451-.426	52-135-.315	131-163-.804	82-2.7	72-2.4	567-18.9
1996-97	27-27	167-404-.413	59-151-.391	112-131-.855	98-3.6	78-2.9	505-18.7
TOTAL	123-115	560-1352-.414	202-519-.389	430-540-.796	298-2.4	309-2.5	1752-14.2




STEVE SKAGGS ... FLATWOODS, KY. (1976-79) ... 1,741 PTS

Year	GP/GS	FGM/A/%	3FG/A/%	FTM/A/%	Reb./Avg.	Asst./Avg.	Pts./Avg.
1975-76	26-*	117-261-.429	NA	66-81-.815	79-3.0	26-1.0	300-11.5
1976-77	25-*	190-395-.481	NA	102-143-.713	178-7.1	24-1.0	482-19.3
1977-78	24-*	200-414-.483	NA	87-118-.737	114-4.8	37-1.5	487-20.3
1978-79	27-*	196-425-.461	NA	80-99-.808	71-2.6	77-2.9	472-17.5
TOTAL	102-*	703-1495-.470	NA	335-441-.760	442-4.3	164-1.6	1741-17.1



LEON WILLIAMS ... BALTIMORE, MD. (2005-08) ... 1,716 PTS

Year	GP/GS	FGM/A/%	3FG/A/%	FTM/A/%	Reb./Avg.	Asst./Avg.	Pts./Avg.
2004-05	32-32	145-225-.644	0-0-.000	92-161-.571	274-8.6	7-0.2	382-11.9
2005-06	30-30	126-213-.592	0-0-.000	79-123-.642	208-6.9	20-0.7	331-11.0
2006-07	32-32	162-278-.583	0-0-.000	137-201-.682	283-8.8	29-0.9	461-14.4
2007-08	33-33	180-293-.614	1-1-1.000	181-247-.733	325-9.8	41-1.2	542-16.4
TOTAL	127-127	613-1009-.608	1-1-1.000	489-732-.668	1090-8.6	97-0.8	1716-13.5



JEROME TILLMAN... BEAVERCREEK, OHIO (2006-09) ... 1,635 PTS

Year	GP/GS	FGM/A/%	3FG/A/%	FTM/A/%	Reb./Avg.	Asst./Avg.	Pts./Avg.
2005-06	26-5	65-124-.524	1-16-.063	44-61-.721	99-3.8	7-0.3	175-6.7
2006-07	32-30	162-289-.561	23-51-.451	120-176-.682	261-8.2	42-1.3	467-14.6
2007-08	32-32	152-293-.519	24-64-.375	99-129-.767	242-7.6	36-1.1	427-13.3
2008-09	32-32	183-361-.507	27-82-.329	173-235-.736	258-8.1	38-1.2	566-17.7
TOTAL	122-99	562-1067-.527	75-213-.352	436-601-.725	860-7.0	123-1.0	1635-13.4



WALTER LOCKETT ... BRIDGEPORT, CONN. (1973-75) ... 1,625 PTS

Year	GP/GS	FGM/A/%	3FG/A/%	FTM/A/%	Reb./Avg.	Asst./Avg.	Pts./Avg.
1972-73	26-*	148-332-.446	NA	55-78-.705	77-2.9	*-*	351-13.5
1973-74	27-*	254-524-.485	NA	109-150-.727	159-5.9	73-2.7	617-22.8
1974-75	26-*	257-490-.524	NA	143-191-.748	136-5.2	77-3.0	657-25.2
TOTAL	79-*	659-1346-.490	NA	307-419-.733	372-4.7	*-*	1625-20.6



POSTSEASON HISTORY (16-23, .405) 3 MEN'S BASKETBALL

NCAA TOURNAMENT (5-13, .278)

YEAR	OPPONENT	RESULT	SITE
1960	Notre Dame	W, 74-66	Lexington, Ky.
	Georgia Tech	L, 57-54	Lexington, Ky.
	Western Kentucky	L, 97-87	Louisville, Ky.
1961	Louisville	L, 76-70	Louisville, Ky.
1964	Louisville	W, 71-69	Evanston, Ill.
	Kentucky	W, 85-69	Minneapolis, Minn.
	Michigan	L, 69-57	Minneapolis, Minn.
1965	Dayton	L, 66-65	Bowling Green, Ky.
1970	Notre Dame	L, 112-82	Dayton, Ohio
1972	Marquette	L, 73-49	Knoxville, Tenn.
1974	Marquette	L, 85-59	Terre Haute, Ind.
1983	Illinois State	W, 51-49	Tampa, Fla.
	Kentucky	L, 57-40	Tampa, Fla.
1985	Kansas	L, 49-38	South Bend, Ind.
1994	Indiana	L, 84-72	Landover, Md.
2005	Florida	L, 67-62	Nashville, Tenn.
2010	Georgetown	W, 97-83	Providence, R.I.
	Tennessee	L, 83-68	Providence, R.I.
2012	Michigan	W, 65-60	Nashville, Tenn.
	South Florida	W, 62-56	Nashville, Tenn.
	North Carolina	L, 73-65	St. Louis, Mo.
2021	Virginia	W, 62-58	Bloomington, Ind.
	Creighton	L, 72-58	Indianapolis, Ind.

NATIONAL INVITATIONAL TOURNAMENT (4-5, .500)

YEAR	OPPONENT	RESULT	SITE
1941	Duquesne	W, 55-40	New York, N.Y.
	City College of New York	W, 45-43	New York, N.Y.
	Long Island	L, 56-42	New York, N.Y.
1969	West Texas State	W, 82-80	New York, N.Y.
	Tennessee	L, 75-64	New York, N.Y.
1986	Ohio State	L, 65-62	Athens, Ohio
1995	George Washington	W, 83-71	Athens, Ohio
	at Iowa	L, 66-62	Iowa City, Iowa
2013	at Denver	L, 61-57	Denver, Colo.

COLLEGE BASKETBALL INVITATIONAL (4-3, .571)

YEAR	OPPONENT	RESULT	SITE
2008	Brown	W, 80-74	Athens, Ohio
	Bradley	L, 79-73	Peoria, Ill.
2016	Albany	W, 94-90 (OT)	Athens, Ohio
	UNC Greensboro	W, 72-67	Athens, Ohio
	Morehead State	L, 77-72	Athens, Ohio
2022	Rice	W, 65-64	Daytona Beach, FL
	Abeline Christian	L, 91-86	Daytona Beach, FL

COLLEGE INSIDER TOURNAMENT (3-2, .600)

YEAR	OPPONENT	RESULT	SITE
2011	Marshall	W, 65-64	Huntington, W.Va.
	East Tennessee State	L, 82-73	Johnson City, Tenn.
2014	Cleveland State	W, 64-62	Athens, Ohio
	Wright State	W, 56-54	Athens, Ohio
	VMI	L, 92-90	Athens, Ohio



D.J. Cooper and the Bobcats advanced to the NCAA regional semifinal in 2012 after defeating fourth-seeded Michigan in NCAA second round action (above) and No. 12 seed USF in the third round.



BOBCATS IN THE RAFTERS

2022-23 MEN'S BASKETBALL



#54 FRANK BAUMHOLTZ

Ohio's first All-American played for the Bobcats from 1939-41 before blazing a trail as one of the first two-sport professional athletes.

His number 54 jersey was retired on Feb. 4, 1995, and is the program's lone officially retired number.



#34 WALTER LUCKETT

The second All-American in program history enjoyed a storied career in Athens from 1973-75.

His number 34 jersey was raised to the rafters on Jan. 24, 2007, as part of the centennial celebration for Ohio men's basketball.



#33 DAVE JAMERSON

The Bobcats' all-time leading scorer became an NBA lottery pick following his term at Ohio from 1986-90.

His number 33 jersey was honored on Jan. 24, 2007, as part of the centennial celebration for Ohio men's basketball.



#20 GARY TRENT

Nicknamed "The Shaq of the MAC", Trent is the only three-time MAC Player of the Year in the history of the league. He was a three-time MAC scoring champion, two-time rebounding leader and one of just three players in league history with at least 2,000 points and 1,000 rebounds.

His number 20 jersey was placed in the rafters on Jan. 21, 2012, at halftime of the Ohio-Miami contest.



HEAD COACH JIM SNYDER

The second-winningest coach in MAC history roamed the sidelines for Ohio from 1949-74.

The winner of seven MAC titles and two MAC Coach of the Year awards was honored on Jan. 24, 2007, as part of the centennial celebration for Ohio men's basketball.



1964 ELITE EIGHT

Led in points by Jerry Jackson and in rebounds by Don Hilt, the 1963-64 Ohio squad became the first in MAC history to reach the NCAA Elite Eight.


The team was recognized on Jan. 24, 2007, as part of the centennial celebration for Ohio men's basketball.



ALL-TIME LETTERWINNERS*

2022-23 MEN'S BASKETBALL

- A
Adams, Andre.....1980
Adams, Bunk.....1959-61
Adedipe, Adetunji.....2009-11
Adell, Sanjay.....1998-00
Adelodun, Olumide.....2022 - Present



Victor Alexander scored more than 1,300 points and earned All-MAC honors in each of his four collegiate seasons from 1982-85.

- Alexander, Victor.....1982-85
Allen, Michael.....2008-09
Aloi, Dan.....1991-92
Anderson, Bob.....1957-59
Annen, Matt.....2004, 06-07
Arstine, Randy.....1975

- B
Ball, Dave.....1972-74
Baltic, Ivo.....2010-13
Bandy, Dale.....1958-60
Barns, Steve.....1990-91
Baron, Paul.....1983-86
Barry, J.....1991-93
Barrett, Delvar.....2003-04
Barry, Joe.....1963-65
Bassett, Armon.....2010
Battle, Steve.....1968
Beauford, John.....1989
Becvar, Steve.....1982-83
Belton, Kenny.....2012
Benich, Joe.....1951-52
Berry, Jerry.....1953
Betts, Jack.....1950-52
Betts, Jim.....1952-54
Bisutti, Antonio.....2017-18
Block, Gavin.....2016-19
Boals, Jeff.....1992-95
Bolen, Gary.....1961-63
Borden, Mike.....1977
Bridgewater, James.....2002-04
Brock, Jamie.....1985-88
Brown, Bill.....1972-74
Brown, Dave.....1965-66
Brown, Ken.....1964

- Brown, Michael.....2020 - 22
Brown, Miles.....2020 - Present
Bruning, Steve.....1984, 86
Bryant, Lorenzo.....1989
Buck, Lloyd.....1963-65
Buntun, Stacy.....1961-63
Butler, Zach.....2018

- C
Campbell, Antonio.....2014-17
Canine, John.....1968-70
Cannon, Ricky.....1988
Carlson, Sean.....1981-84
Carter, Jason.....2017-19, 22
Chatman, Antonio.....2006
Clayton, AJ.....2022 - Present
Cluff, Fred.....1966-68
Cole, Nate.....1981-84
Coleman, Steven.....2009-10
Cook, Murray.....1961
Coon, Jim.....1961
Coon, Larry.....1967-68
Cooper, DJ.....2010-13
Corde, Mike.....1974-76
Corde, Tom.....1970-72
Coward JR, Antonio.....2019
Crabtree, Drew.....2014-17
Craig, Nate.....1989-92
Crawford, Jason.....1999-02
Culver, Rodney.....2017

- D
Dartis, Jordan.....2016-20
Daugherty, Harold.....1951-53
Davis, Nick.....1986
Davis, Tom.....1963-65
Davis, Whitney.....2004-07
Devereaux, John.....1981-84
Dicky, Bob.....1946-49
Dobbs, Frankie.....2009
Dozier, Ellis.....2017-18

- E
Edwards, Bill.....1957
Ehretzman, Steve.....1992-93
Esterkamp, Steve.....2000-03
Estis, Chad.....1991-94
Evans, Bob.....1955
Ezuma, IJ.....2022 - Present

- F
Fakhir, Basra.....1996-98
Fears, Jeremy.....2005
Feldman, Chet.....1995, 98
Flenorl, Diante.....1996-99
Flomo, Patrick.....1999-02
Floyd, Rush.....1991-94
Ford, Dustin.....1998-01
Ford, Geno.....1994-97
Foster, Nolan.....2020-21
Fowkles, Ken.....1965-66
Frayner, Sam.....2015-18
Frazier, Luke.....2022
Freeman, Tommy.....2008-11

- G
Gareri, A.J.....2018
Gaunt, Bob.....1958-60
Garrison, Dick.....1954-55
Geter, Lewis.....1991-92
Gill, Chad.....1990-93

- Gill, Charles.....1962-64
Gladney, Diamond.....2004-05
Glaney, John.....1968-69
Goard, TyQuane.....2012
Goff, Nick.....2012-13
Gollon, James.....2016, 2018-19
Gordon, Harry.....1946-47
Graham, Paul.....1986-89
Granger, Colin.....2021 - 22
Graves, Doug.....1979-80
Graves, Spindle.....1979-80
Gray, Brewer.....1978-79
Green, George.....1973-75
Green, Kadeem.....2013
Green, Mychal.....2005-06
Greenwood, Ryan.....1992-95
Griesheimer, Scotty.....1952-53
Groff, Dave.....1969-70
Grooms, Russ.....1956-58
Gyurko, Gene.....1948-49

- H
Halbert, Jeff.....2003-06
Haley, Mike.....1963-65
Hall, T.J.....2011-14
Hamilton, Russ.....1965-67
Hammond, Mike.....1965-67
Harbut, Terren.....2004-05
Harley, Khari.....2015-17
Harris, Jaivon.....2001-04
Haswell, Tom.....1951
Hatcher, Marshall.....1966-68
Heiby, Ken.....1971
Hester, Allen.....2008
Hester, Tom.....1974-75
Hicks, Eddie.....1982-85
Hilt, Don.....1963-65
Hilton, Eric.....1981-83
Hoepfner, Jeff.....1990
Hoffman, Rick.....1990
Howell, Adam.....2000-01
Howell, Bob.....1970-72
Huggins, Bob.....1973
Hunter, Brandon.....2000-03
Hunter, Larry.....1970-71
Hurse, Glen.....1950-52

- I
Isgrigg, Mick.....1980-81

- J
Jackson, Jerry.....1962-64
Jackson, Johnnie.....2006
Jackson, Sean.....1988
Jacobs, Ethan.....2011-12
Jamerson, Dave.....1986-90
Jamerson, Tom.....1989-92
James, Torey.....2019
Jauch, Doug.....1974-76
Jenkins, Dedrick.....1991-92
Johnson, Bob.....1947-49
Johnson, Bruce.....1958-60
Johnson, Gus.....1993-96
Johnson, Ricardo.....2011-14
Johnson, Sonny.....2002-03
Jolliff, Howard.....1958-60
Jones, Anthony.....2000-01
Joyce, Tim.....1977-79

- K
Kaminski, Kenny.....2015-17

*Note: Years listed are as follows: 2015 denotes the 2014-15 season, 2014 denotes the 2013-14 season, and so on.



2022-23 MEN'S BASKETBALL

All-Time Letterwinners

Table listing letterwinners from A to K, including names like Kanzig, Andy and Katz, Dave with their respective years.

Table listing letterwinners from L to V, including names like Lalich, Todd and Love, Scott with their respective years.

Table listing letterwinners from W to Z, including names like Walden, Bucky and Zalenka, Jim with their respective years.

Table listing letterwinners under 'N', including Nagtzaam, Zach and Nixon, Lemuel.

Table listing letterwinners under 'O', including Offutt, Walter and Ottrix, Ken.

Table listing letterwinners under 'P', including Parkhill, Dick and Preston, Jason.

Table listing letterwinners under 'R', including Rahas, Dean and Roderick, Ben (2020-Present).

Table listing letterwinners under 'S', including Sanderson, Jon and Sparks, Elwood.

Table listing letterwinners under 'S', including Spires, Don and Strawsor, Bob.

Table listing letterwinners under 'T', including Talbert, Alan and Tudor, John.

Table listing letterwinners under 'V', including van Kempen, Kenneth and Vroman, Andrew.

Table listing letterwinners under 'W', including Walden, Bucky and Wylie, Mark.

Table listing letterwinners under 'Y', including Young, Wayne.

Table listing letterwinners under 'Z', including Zalenka, Jim.





2022-23 MEN'S BASKETBALL

All-Time Roster*

0 Jason Preston..... 2019-2021
Zach Butler..... 2018
Treg Setty..... 2013-16
Armon Bassett..... 2010
Mychal Green..... 2005-06

1 Mark Sears..... 2021 - 22
Michael Brown, Jr. 2020-2021
Jason Carter..... 2016-19
Reggie Williams..... 2015
Kadeem Green..... 2013
DeVaughn Washington..... 2008-11
Sonny Troutman..... 2004-07

2 Miles Brown2021-Present
Nate Springs 2019-2020
Jaaron Simmons 2015-17
D.J. Wingfield..... 2014
Nick Goff..... 2012-13
Steven Coleman..... 2009-10
Johnnie Jackson..... 2006-07

3 Ben Roderick.....2020-Present
James Gollon..... 2016-19
Javarez Willis..... 2014-15
Walter Offutt 2011-13
Ivo Baltic 2010
Michael Allen..... 2008-09
Steve Hartings 2007
Jeremy Fears..... 2005-06
Adam Howell..... 2000-01
Steve Ehretzman..... 1992-93
Tom Jamerson 1989
Fred Moore 1955-57
Lemuel Nixon..... 1954
Harold Daugherty 1952, 1953

4 Dwight Wilson, III.....2021-Present
Teyvion Kirk 2018-19
Wadly Mompremier..... 2014-17
David McKinley 2010-13
Bubba Walther 2007-08
Terren Harbut..... 2004-05
Dustin Ford..... 1998-01
Chad Estis..... 1993-94
Nate Craig..... 1991-92
Brian Kocher..... 1988-89
John Paulette..... 1956
Fred Lowe..... 1955
Don Del Corso..... 1954
Dick Seiple 1952-53

5 Ben Vander Plas..... 2018-22
Maurice Ndour..... 2014-15
D.J. Cooper..... 2010-13
Leon Williams..... 2005-08
Anthony Jones..... 2000-01
LaDrell Whitehead..... 1999
Don Siff..... 1955-57
Jack Duschinski..... 1954
John Kornick..... 1953

6 Duane Baker 1956
Ralph Nuzum..... 1954
Paul Wanstreet..... 1952

7 Glen Hursey 1952

8 Dick Norman 1957
Larry Morrison 1954-56
Scotty Griesheimer 1952-53

9 Bill Oppenheimer 1955-56
Nate Reynard 1954
Ralph Readout..... 1952-53

10 Olumide Adelodun 2022 - Present
Mark Sears..... 2021
Connor Murrell..... 2019-20
Antonio Bisutti..... 2016-18
Allen Jemison..... 2015
Javarez Willis..... 2013
Whitney Davis..... 2005-07
Zach Kiekow..... 2002-03
Corey Reed..... 1997-00
Dedrick Jenkins..... 1991-92
Dennis Whitaker..... 1987-90
Dave Jamerson..... 1986
Rick Scarberry..... 1982-85
Eric Hilton..... 1981
Bucky Walden 1977-78
Greg Cobb..... 1976
Dave Strack..... A 1972-74
Mike Miller 1971
Steve Battle..... 1968-69
Mike Hammond..... 1965-67
Bill Whaley..... 1960-62
Bob Anderson..... 1957-58
Harry Weinbrecht 1955-56
Dick Murphy..... 1952-54

11 Sam Towns..... 2021-22
Sylvester Ogbonda 2020
Torey James..... 2019
C.J. Rhodes..... 2018
Khari Harley..... 2015-17
Adetunji Adedipe..... 2009-11
Bert Whittington IV..... 2008
Antonio Chatman..... 2006-07
Marin Bota..... 2003-04
John Tudor..... 1956-57
Harry Weinbrecht 1954
Tom Haswell 1952

12 John Tenerowicz..... 2019-2022
Drew Crabtree..... 2014-17
Kenneth van Kempen 2007-10
Jason Crawford..... 1999-02
Chet Feldman..... 1998
Geno Ford..... 1994-97
J. Barry 1991-93
Spindle Graves..... 1979-80
Bob Leon..... 1975-78
Larry Slappy..... 1974
Ken Heiby 1971-72
John Canine..... 1968-69
Dick Parkhill..... 1966-67
Tom Davis..... 1963-65
Dave Katz..... 1960-62
Thurman Taylor 1959
Larry Williams..... 1956-58
Dick Miller..... 1954-55
Carl Racketta..... 1953
Jack Betts..... 1952

13 Luke Frazier..... 2022
Kenny Kaminski..... 2015-17
T.J. Hall..... 2011-14
Andrew Vroman 2008
Glenn Randall 1954
Nate Reynard 1953
Dave Leightenheimer 1952

14 Chris McGraw..... 2018
Ryan Taylor..... 2015
Stephen King 2003-07

Bill Littlefield..... 1977-80
Dave Terek..... 1976
Denny Thompson..... 1972-74
Ken Kowall..... 1969-71
John Glancy..... 1968
Jerry Groves..... 1967
Tom Weirich..... 1965, 1966
Dave Thie..... 1963
Jim Koon..... 1961-62
Mike Schuler..... 1960
Bob Mattscheck 1959
John Tudor 1958
Bill Edwards..... 1957
Ray Griesheimer..... 1956
Bob Strawser..... 1954-55
Jerry Barry 1953
Elwood Sparks 1952

15 Lunden McDay..... 2020-22
Jaylin McDonald 2015-17
Nick Kellogg 2011-14
Allen Hester 2008
James Bridgewater 2003-05
Jaivon Harris..... 2001-02
Alonzo Motley 1990-92
Dave Scott..... 1957
Bob Evans..... 1955-56
John Dunnette 1953-54
Joe Benich 1952

16 Bob Peters..... 1956-57
Fred Arand 1955
Lou Sawchik..... 1953-54

17 Russ Grooms..... 1956-57
Roger Melick..... 1954-55
Bob Strawser 1953

20 Ricardo Johnson 2011-14
Stacey Waters..... 2009
Robert Mercer 2007
Ken Ottrix 2006
Gary Trent..... 1994-95
Chad Gill 1990-93
Jerry Hammond 1989
Robert Tatum 1983-86
Kirk Lehman..... 1979-82
Greg Winbush 1977
Bucky Walden 1976
Dave Terek..... 1975
Bill Brown..... 1973-74
Mark Derer 1973
Bill Brown..... 1972
Larry Hunter 1969-71
Dave Brown 1965-66
Bill Sherman 1963
Mike Schuler..... 1961-62
Dale Bandy..... 1958-60
Dan Lechner..... 1952-53

21 J Ezuma..... 2022 - Present
Jalen White 2021
Jarrell Reeves..... 2019
Sam Frayer..... 2015-18
Jon Smith..... 2011-14
Frankie Dobbs..... 2009
Seth Bauman..... 2006
Diamond Gladney..... 2004-05
Asa Jewett 1999-00
Jason Grunkemeyer..... 1997
Gus Johnson..... 1993-96
Roger Smith..... 1984-87
Eric Hilton..... 1982-83
Willie Stevenson..... 1981 (H)
Henry Pell 1955-57
Jim Betts 1952-54

*Note: Years listed are as follows: 2015 denotes the 2014-15 season, 2014 denotes the 2013-14 season, and so on.



ALL-TIME ROSTER

2022-23 MEN'S BASKETBALL

22 Tommy Schmock 2022, Nolan Foster 2020-21, Gavin Block 2016-19, Stevie Taylor 2012-15, Thomas Stephens 2001-04, Justin LaFerla 1999, Jim Peterson 1995-98, Rush Floyd 1991-94, Reggie Rankin 1987-90, Eddie Washington 1985, Steve Becvar 1981-84, Jan Smoljan 1978-79, Kim Leonard 1977, Phil Miller 1975-76, Alan Talbert 1973-74, Larry Coon 1968-69, Mark McClintick 1967, Ken Fowlkes 1965-66, Jerry Jackson 1962-64, Bunk Adams 1959-61, Bob Peters 1958

23 AJ Clayton 2022 - Present, Rifan Miguel 2021, Miles Brown 2020, Antonio Cowart JR. 2019, Kevin Mickle 2018, Rodney Culver 2017, Ivo Baltic 2010-13, Jay Kinney 2010, Jeff Halbert 2003-06, Jason LaFerla 1999, Sanjay Adell 1997, Mike Reese 1992-95, Jim Heffner 1991, Nate Craig 1989-90, Sean Jackson 1988, Jack Milhollan 1969

24 Josh McDaniel 2022, Mason McMurray 2019-21, Mike Laster 2015-2018, Travis Wilkins 2013-14, Tommy Freeman 2008-11, James Bridgewater 2002, Jeremy Tharpp 1999, Matt Jager 1996-98, Jason Kent 1993-94, Tom Jamerson 1990-92, Steve Bruning 1984-87, Dick Buls 1982-83, Dennis Dylewski 1981, Harold Coleman 1979, Tom Dill 1978, Jan Smoljan 1977, Mike Corde 1973-76, Tom Corde 1970-72, Guy Pirillo 1969, Jesse Wilson 1968, Jim Patton 1967, Phil Williams 1965-66, Dave Perry 1962, Ralph Ball 1961, Dick Norman 1958-59

25 Ellis Dozier 2016-18, Justin Orr 2008-09, Steve Esterkamp 2000-03, Don Christie 1985-86, Jeff Thomas 1982-83

27 Jerry Wolf 1957, Dick Garrison 1954-56

30 Jason Carter 2022, Reggie Keely 2010-13, Sanjay Adell 1998-00, Paul Baron 1983-86, Tim Woodson 1980-82, Mark Lauretti 1977-78, Randy Anstine 1975-76, Bob Huggins 1973

Bob Howell 1970-72, Mike Miller 1969, Marshall Hatcher 1966-68, Mike Haley 1963-65, Dave Sekeres 1962, Verlynn Witte 1958-60

31 Kevin Shorter 2001-02, Chet Feldman 1995, Aaron Quinn 1992, Rick Hoffman 1988-91, Marty Lehman 1985-88, Eric Key 1982, James Towns 1981, Tracy Poindexter 1980, Jim Zalenka 1978

32 Colin Granger 2021-22, Chandler Thomas 2015, TyQuane Goard 2012, Zach Nagtzaam 2009, Matt Annen 2004-07, Sonny Johnson 2002-03, Diante Flenorl 1996-99, Willie Stevenson 1981 (A), Mike Feigenbaum 1980, Steve Skaggs 1976-79, Gary Jackson 1975, Chris Collins 1972-74, Ralph Rogers 1970-71, Gerald McKee 1967-69, Berke Reichenbach 1965-66, Dave Roberts 1962-63, Bob Rollinson 1961, Bruce Johnson 1958-60

33 Antonio Campbell 2014-17, Jerome Tillman 2006-09, Clay McGowen 2004-05, Jon Sanderson 2001-02, Shaun Stonerook 1999-00, Basra Fakhir 1996-98, Gary Trent 1993, Lewis Geter 1991-92, Dave Jamerson 1988-90

34 Brandon Hunter 2000-03, Seth Martin 1998, Chad Estis 1992, Steve Barnes 1990-91, Harold Moore 1979-80, Mike Borden 1977-78, Walter Lockett 1973-75, Todd Lalich 1971-72, Greg McDivitt 1968-70, Larry Coon 1967, Gary Lashley 1965, Lloyd Buck 1963, Marvin Welles 1962, Hugh Dalton 1961, Ron Ferlic 1959-60, Russ Grooms 1958

35 Jordan Dartis 2016-20, Damian Washington 1996-97

40 Javon Harris 2003-04, Patrick Flomo 1999-02, Nate Woody 1989, Nick Davis 1987, Dave Dziabis 1982-83, Mick Isgrigg 1980-81, Brewer Gray 1978-79, Cliff Sawyer 1975-77, Dave Ball 1972-74, John Glancy 1969, Wayne Young 1968, John Schroeder 1965-67, Paul Storey 1962-63, Larry Kruger 1960-61

Dave Scott 1958-59, 41 Andy Peterson 1998, Andy Kanzig 1995-97, Kevin Murphy 1993-94, Dan Aloï 1992, Robert Stark 1991, Jerry LeBold 1990, John Beauford 1988-89, John Devereaux 1981-84, John Patterson 1978-80

42 Shaun McVicker 2000-01, David Poe 1980, Tim Joyce 1977-79, Tom Hester 1972-75, Doug Parker 1968-70, Don Spires 1965-67, Gary Bolen 1961-63, Stuart Calhoun 1960, Jerry Wolf 1958-59

43 Ryan Greenwood 1992-95, Enrico Rau 1989, Ricky Cannon 1988

44 A.J. Gareri 2018, Asown Sayles 2007-08, 10-11, Cliff McGowen 2005-06, Andrejs Kregers 2003, Alex Liatsos 2001-02, Jason Bundy 1998, Curtis Simmons 1994-97, Robert Stark 1992, Dan Aloï 1991, Lorenzo Bryant 1989-90, Rich Stanfel 1985-87, Sean Carlson 1982-84, Charles Winch 1978, Greg Winbush 1977, Scott Love 1973-76, Jeff Knight 1971-72, Dave Groff 1969, Mark McClintick 1968, Russ Hamilton 1965-67, Charles Gill 1962-64, Bob Gaunt 1958-60

45 Doug Taylor 2016-2019, Kenny Belton 2012, Chris Maul 1998, Paul Morris 1996-97, Jeff Boals 1992-95, Jim Hoepfner 1990, Paul Graham 1986-89, Eddie Hicks 1982-85, Sean Carlson 1981, Andre Adams 1979-80, Ernie Whitus 1977-78, Doug Jauch 1973-76, Bucky Rumpke 1970-72

50 Ed Sears 1997, Henry Smith 1985-86, Nate Cole 1981-84, Doug Graves 1979-80, John Kimbel 1977, George Green 1973-75, Grant Courtright 1969, Wayne Young 1966-67, Don Hilt 1963-65, Loren Wilcox 1960-62, Bob Anderson 1959

51 Nick Terry 1998-99, Jason Terry 1993-96, Jamie Brock 1985-88, Dave Kowalski 1983-84, Jim Zalenka 1979-81, Scott Stephens 1977, Chuck Seltzer 1975-76, Ullice Payne 1974, Tom Riccardi 1972-73, Gary Wolf 1971



2022-23 MEN'S BASKETBALL

ALL-TIME ROSTER

Bill Szabo 1968
 Bob Wood 1967
 Fred Cluff 1966
 Joe Barry 1963-65
 Murray Cook 1960-62
 Howard Jolliff 1958

52

Ed Sears 1995
 John Rhodes 1985-88
 Vic Alexander 1982 (H)-83 (H)
 Dave Mathews 1981
 Lionel Rogers 1980
 Jim Marhulik 1977-79
 Denny Rusch 1972-74
 Craig Love 1969-71
 Fred Cluff 1967-68
 Bob Wood 1966
 Lloyd Buck 1965
 Stacy Bunton 1961-63
 Howard Jolliff 1959-60

53

Ethan Jacobs 2011-12

55

Delvar Barrett 2003-04
 George Reid 1986-89
 Vic Alexander 1982 (A), 1983 (A), 1984-85

59

Martin Scanlon 1990

(1952-present ... missing 1964, 1970)
 H = home jersey; A = away jersey



HOMES OF THE BOBCATS

2022-23 MEN'S BASKETBALL



OHIO GYMNASIUM (1908-23)

Demolished in 1966 to make room for the Alden Library, the Ohio Gymnasium became Ohio's first permanent home prior to the 1908-09 season.

Before 1908, Bobcat basketball was played in the basement of Ewing Hall.

The total cost to build Ohio Gymnasium was \$55,000.



MEN'S GYMNASIUM (1924-60)

The Bobcats' second home, Men's Gymnasium, was dedicated on Feb. 20, 1924, with a victory over Wittenberg.

Ohio clinched its first MAC title with an 85-70 victory over Bowling Green in the last game ever played at Men's Gymnasium.

The first-ever play-by-play broadcast of an Ohio basketball game came from Men's Gymnasium in 1943.

When the Bobcats moved to the Grover Center in 1960, Men's Gymnasium was converted into classrooms and became what is now known as Bentley Hall.



GROVER CENTER (1960-68)

The Bobcats posted a 60-16 record at the Grover Center over its eight-year run as the team's home court, including a school-record 29-game home winning streak.

Ohio played top-ranked Ohio State -- the defending national champions -- in the first game ever played at the Grover Center. The game was sold out a month in advance.

The present-day Grover Center has been expanded to almost 200,000 square feet and houses more than 50 classrooms and specialty labs.



CONVOCATION CENTER (1968-PRESENT)

Ohio has registered an impressive 524-167 (.758) all-time record at its current home.

After opening The Convo on Dec. 3, 1968, with an 80-70 win over Indiana, the Bobcats won 35 of their first 37 games at the arena. Ohio set a MAC attendance record on Feb. 28, 1970, when 14,102 fans witnessed the Bobcats clinch the league title with a win over Bowling Green.

The Convo houses most of Ohio's basketball amenities, including the Alden Basketball Suite, the locker room and the training room.



INDIVIDUAL CAREER RECORDS

2022-23 MEN'S BASKETBALL

POINTS

1. Dave Jamerson (1986-90).....	2,336
2. Paul Graham (1986-89).....	2,170
3. Gary Trent (1993-95).....	2,108
4. D.J. Cooper (2010-13).....	2,075
5. Brandon Hunter (2000-03).....	2,012
6. Geno Ford (1994-97).....	1,752
7. Steve Skaggs (1976-79).....	1,741
8. Leon Williams (2005-08).....	1,716
9. Jerome Tillman (2006-09).....	1,635
10. Walter Lockett (1973-75).....	1,625
11. Ben Vander Plas (2018-22).....	1,553
12. John Devereaux (1981-84).....	1,502
13. Tim Joyce (1977-79).....	1,468
14. Jordan Dartis (2015-202).....	1,461
15. Nick Kellogg (2011-14).....	1,449
16. Steve Esterkamp (2000-03).....	1,405
17. Sanjay Adell (1998-00).....	1,381
18. Curtis Simmons (1994-97).....	1,353
19. Robert Tatum (1983-86).....	1,348
20. Vic Alexander (1982-85).....	1,323
21. Gerald McKee (1967-69).....	1,310
22. Jason Carter (2016-19, 2022).....	1,300
23. Kirk Lehman (1979-82).....	1,297
24. Sonny Troutman (2004-07).....	1,272
25. Antonio Campbell (2013-17).....	1,257
26. Don Hilt (1963-65).....	1,252
27. Jerry Jackson (1962-64).....	1,205
28. Bunk Adams (1959-61).....	1,196
29. John Canine (1968-70).....	1,149
30. Reggie Keely (2010-13).....	1,131
31. Frankie Baumholtz (1939-41).....	1,096
32. Lewis Geter (1991-92).....	1,092
33. Fred Moore (1955-57).....	1,088
34. Tommy Freeman (2008-11).....	1,071
35. Ivo Baltic (2010-13).....	1,066
36. DeVaughn Washington (2008-11).....	1,061
37. Ken Kowall (1969-71).....	1,042
38. Jaaron Simmons (2015-17).....	1,034
39. Jason Preston (2019-2021).....	1,024
40. Jason Terry (1993-96).....	1,008
41. Jim Betts (1952-54).....	1,008
42. Dwight Wilson III (2021-Present).....	1,005
43. George Green (1973-75).....	1,003

SCORING AVERAGE

1. Gary Trent (1993-95).....	22.7
2. Tim Joyce (1977-79).....	21.0
3. Walter Lockett (1973-75).....	20.7
4. Dave Jamerson (1986-90).....	20.3
5. Paul Graham (1986-89).....	19.7
6. Lewis Geter (1991-92).....	19.5
7. Gerald McKee (1967-69).....	18.7
8. Armon Bassett (2009-10).....	17.1
Steve Skaggs (1976-79).....	17.1
10. Brandon Hunter (2000-03).....	16.9

FIELD GOALS MADE

1. Dave Jamerson (1986-90).....	864
2. Paul Graham (1986-89).....	819
3. Gary Trent (1993-95).....	796
4. Brandon Hunter (2000-03).....	706
5. Steve Skaggs (1976-79).....	703

6. Walter Lockett (1973-75).....	659
7. D.J. Cooper (2010-13).....	648
8. Leon Williams (2005-08).....	613
John Devereaux (1981-84).....	613
10. Tim Joyce (1977-79).....	588

FIELD GOAL ATTEMPTS

1. Dave Jamerson (1986-90).....	1,770
2. D.J. Cooper (2010-13).....	1,707
3. Paul Graham (1986-89).....	1,612
4. Steve Skaggs (1976-79).....	1,495
5. Gary Trent (1993-95).....	1,390
6. Brandon Hunter (2000-03).....	1,385
7. Geno Ford (1994-97).....	1,352
8. Walter Lockett (1973-75).....	1,346
9. Gerald McKee (1967-69).....	1,339
10. Ben Vander Plas (2019-22).....	1,223

FIELD GOAL PERCENTAGE (MIN. 300 FG)

1. Leon Williams (2005-08).....	.608
2. Ed Sears (1995-97).....	.599
3. Gary Trent (1993-95).....	.573
4. Doug Taylor (2015-19).....	.572
5. John Rhodes (1985-88).....	.567
6. Antonio Campbell (2013-17).....	.536
7. Jerome Tillman (2006-09).....	.527
8. Reggie Keely (2010-13).....	.525
9. Brandon Hunter (2000-03).....	.510
10. Victor Alexander (1982-85).....	.508
Paul Graham (1986-89).....	.508

THREE-POINT FIELD GOALS MADE

1. Jordan Dartis (2015-20).....	314
2. Nick Kellogg (2011-14).....	290
3. D.J. Cooper (2010-13).....	274
4. Tommy Freeman (2008-11).....	259
5. Dave Jamerson (1986-90).....	239
6. Steve Esterkamp (2000-03).....	207
7. Ben Vander Plas (2018-22).....	206
8. Gus Johnson (1993-96).....	205
9. Geno Ford (1994-97).....	202
10. Dustin Ford (1998-01).....	166

THREE-POINT FIELD GOAL ATTEMPTS

1. D.J. Cooper (2010-13).....	851
2. Jordan Dartis (2015-20).....	737
3. Nick Kellogg (2011-14).....	728
4. Ben Vander Plas (2018-22).....	639
5. Gus Johnson (1993-96).....	588
6. Tommy Freeman (2008-11).....	584
7. Dave Jamerson (1986-90).....	570
8. Geno Ford (1994-97).....	549
9. Steve Esterkamp (2000-03).....	526
10. Dustin Ford (1998-01).....	471

THREE-POINT FIELD GOAL PERCENTAGE

1. Tommy Freeman (2008-11).....	.443
2. Dave Jamerson (1986-90).....	.419
3. Jordan Dartis (2015-20).....	.426
4. Dan Aloï (1991-92).....	.407
5. Nick Kellogg (2011-14).....	.398
6. Mychal Green (2005-06).....	.395



INDIVIDUAL CAREER RECORDS

2022-23 MEN'S BASKETBALL

7. Steve Esterkamp (2000-03)	394
8. Jaff Halbert (2003-06).....	392
9. Kenny Kaminski (2015-17).....	391
10. Ben Roderick (2020-Present)	384

10. Dustin Ford (1998-01)	310
Robert Tatum (1983-86)	310

FREE THROWS MADE

1. Brandon Hunter (2000-03)	561
2. D.J. Cooper (2010-13).....	505
3. Gary Trent (1993-95)	499
4. Paul Graham (1986-89).....	497
5. Leon Williams (2005-08).....	489
6. Jerome Tillman (2006-09)	436
7. Geno Ford (1994-97).....	430
8. Dave Jamerson (1986-90).....	369
9. Sanjay Adell (1998-00).....	365
10. Sonny Troutman (2004-07).....	343

STEALS

1. D.J. Cooper (2010-13).....	327
2. Sonny Troutman (2004-07).....	259
3. Dennis Whitaker (1987-90).....	197
4. Paul Graham (1986-89).....	196
5. Nate Craig (1989-92).....	149
6. Steve Esterkamp (2000-03)	148
7. Curt Simmons (1994-97)	142
Robert Tatum (1983-86)	142
9. Corey Reed (1996-00).....	141
Paul Baron (1983-86)	141
Nick Kellogg (2011-14).....	141

FREE THROWS ATTEMPTED

1. Brandon Hunter (2000-03)	923
2. Leon Williams (2005-08).....	732
3. Gary Trent (1993-95).....	726
4. D.J. Cooper (2010-13).....	681
5. Paul Graham (1986-89).....	637
6. Jerome Tillman (2006-09)	601
7. Geno Ford (1994-97).....	540
8. Sanjay Adell (1998-00).....	533
9. Bunk Adams (1959-61).....	502
10. DeVaughn Washington (2008-11)	459

BLOCKS

1. Jason Terry (1993-96)	262
2. John Devereaux (1981-84)	260
3. Patrick Flomo (1999-02)	222
4. Jon Smith (2012-14).....	147
5. Doug Taylor (2016-19).....	146
6. Leon Williams (2005-08).....	138
7. Maurice Ndour (2013-15).....	123
8. John Rhodes (1985-88).....	121
9. Antonio Campbell (2013-17)	119
10. Reggie Keely (2010-13).....	107

REBOUNDS

1. Brandon Hunter (2000-03)	1,103
2. Leon Williams (2005-08).....	1,090
3. Gary Trent (1993-95).....	1,050
4. John Devereaux (1981-84)	957
5. Dave Scott (1957-59).....	904
6. John Schroeder (1965-67)	884
7. Bunk Adams (1959-61).....	865
8. Jerome Tillman (2006-09)	860
9. Craig Love (1969-71).....	805
10. Antonio Campbell (2013-17)	801

GAMES PLAYED

1. Ivo Baltic (2010-13).....	143
D.J. Cooper (2010-13).....	143
Reggie Keely (2010-13).....	143
Nick Kellogg (2011-14).....	143
5. Stevie Taylor (2012-15).....	137
6. Kenneth van Kempen (2007-10)	134
7. Tommy Freeman (2008-11)	133
8. DeVaughn Washington (2008-11)	130
9. Leon Williams (2005-08).....	127
10. Jason Terry (1993-96)	124

REBOUND AVERAGE

1. Dave Scott (1957-59).....	12.7
2. John Schroeder (1965-67)	12.3
3. Bunk Adams (1959-61).....	11.8
4. Jim Betts (1952-54).....	11.5
5. Gary Trent (1993-95).....	11.3
6. Lou Sawchik (1952-54).....	10.8
7. Craig Love (1969-71).....	10.7
8. Shaun Stonerook (1999-00)	10.5
9. Don Hilt (1963-65).....	10.2
10. Gerald McKee (1967-69).....	9.9

GAMES STARTED

1. D.J. Cooper (2010-13).....	139
2. Nick Kellogg (2012-14).....	134
3. Leon Williams (2005-08).....	127
4. Brandon Hunter (2000-03)	118
5. Geno Ford (1994-97).....	113
6. Sonny Troutman (2004-07).....	110
7. Dustin Ford (1998-01)	102

ASSISTS

1. D.J. Cooper (2010-13).....	934
2. Dennis Whitaker (1987-90).....	651
3. Paul Baron (1983-86)	579
4. Jason Preston (2019-2021)	389
5. Jaaron Simmons (2016-17).....	475
6. Roger Smith (1984-87).....	401
7. Sonny Troutman (2004-07).....	384
8. Kirk Lehman (1979-82).....	332
9. Nate Craig (1989-92).....	329



INDIVIDUAL SEASON RECORDS

2022-23 MEN'S BASKETBALL

POINTS

1. Dave Jamerson (1989-90).....	874
2. Gary Trent (1993-94).....	837
3. Gary Trent (1994-95).....	757
4. Mark Sears (2021-2022).....	688
5. Walter Lockett (1974-75).....	657
6. Paul Graham (1988-89).....	645
7. Walter Lockett (1973-74).....	617
8. Brandon Hunter (2002-03).....	614
9. Antonio Campbell (2015-16).....	598
10. Tim Joyce (1978-79).....	594

SCORING AVERAGE

1. Dave Jamerson (1989-90).....	31.2
2. Gary Trent (1993-94).....	25.4
3. Walter Lockett (1974-75).....	25.3
4. Gary Trent (1994-95).....	22.9
Walter Lockett (1973-74).....	22.9
6. Paul Graham (1988-89).....	22.2
7. Tim Joyce (1978-79).....	22.0
8. Tim Joyce (1977-78).....	21.9
9. Brandon Hunter (2002-03).....	21.5
10. Paul Graham (1986-87).....	21.1

FIELD GOALS MADE

1. Gary Trent (1993-94).....	309
2. Dave Jamerson (1989-90).....	297
3. Gary Trent (1994-95).....	293
4. Walter Lockett (1974-75).....	257
5. Walter Lockett (1973-74).....	254
6. Antonio Campbell (2015-16).....	237
7. Tim Joyce (1978-79).....	230
Tim Joyce (1977-78).....	230
9. Paul Graham (1987-88).....	227
10. Paul Graham (1988-89).....	224

FIELD GOAL ATTEMPTS

1. Dave Jamerson (1989-90).....	628
2. Gary Trent (1994-95).....	556
3. Gary Trent (1993-94).....	536
4. Walter Lockett (1973-74).....	524
5. Gerald McKee (1968-69).....	502
6. Mark Sears (2021-2022).....	492
7. Walter Lockett (1974-75).....	490
8. D.J. Cooper (2010-11).....	471
9. Tim Joyce (1978-79).....	466
D.J. Cooper (2011-12).....	465

FIELD GOAL PERCENTAGE

1. Dwight Wilson, III (2020-21).....	.655
2. Gary Trent (1992-93).....	.651
3. Ed Sears (1996-97).....	.647
4. Leon Williams (2004-05).....	.644
5. John Rhodes (1987-88).....	.626

THREE-POINT FIELD GOALS MADE

1. Dave Jamerson (1989-90).....	131
2. Tommy Freeman (2010-11).....	99
3. Tommy Freeman (2009-10).....	93
4. Jaivon Harris (2003-04).....	88
5. Nick Kellogg (2013-14).....	87
Javares Willis (2014-15).....	87
6. Jordan Dartis (2016-17).....	86
7. Nick Kellogg (2011-12).....	85
8. Kenny Kaminski (2015-16).....	83
Jordan Dartis (2019-20).....	83
9. Bubba Walther (2007-08).....	82
10. Chad Estis (1993-94).....	80



Dave Jamerson's marks of 874 points and 31.2 points per game from the 1989-90 campaign still stand as single-season Ohio records.

THREE-POINT FIELD GOAL ATTEMPTS

1. Dave Jamerson (1989-90).....	303
2. D.J. Cooper (2011-12).....	244
3. Kenny Kaminski (2015-16).....	229
4. Tommy Freeman (2010-11).....	227
5. Bubba Walther (2007-08).....	225
6. Jaivon Harris (2003-04).....	222
Nick Kellogg (2013-14).....	222
Javares Willis (2014-15).....	222
9. Jordan Dartis (2019-20).....	218
10. Gus Johnson (1994-95).....	216

THREE-POINT FIELD GOAL PERCENTAGE

1. Jordan Dartis (2015-16).....	.479
2. Tommy Freeman (2009-10).....	.477
3. Jason Grunkemeyer (1996-97).....	.474
4. Rush Floyd (1990-91).....	.467
5. Steve Esterkamp (2001-02).....	.444
6. Rush Floyd (1991-92).....	.443
7. Jordan Dartis (2016-17).....	.441
8. Tommy Freeman (2010-11).....	.436
9. Nick Kellogg (2010-11).....	.435
Jaff Halbert (2005-06).....	.435



INDIVIDUAL SEASON RECORDS

2022-23 MEN'S BASKETBALL

FREE THROWS MADE

1. Gary Trent (1993-94).....	210
2. Brandon Hunter (2002-03).....	199
3. Mark Sears (2021-2022).....	192
4. Leon Williams (2007-08).....	181
5. Shaun Stonerook (1999-00).....	180
6. Brandon Hunter (2000-01).....	178
7. Paul Graham (1988-89).....	176
8. Jerome Tillman (2008-09).....	173
9. Lewis Geter (1991-92).....	175
10. Jaaron Simmons (2015-16).....	166

FREE THROWS ATTEMPTED

1. Brandon Hunter (2002-03).....	335
2. Gary Trent (1993-94).....	291
3. Brandon Hunter (2000-01).....	271
4. Gary Trent (1994-95).....	254
5. Leon Williams (2007-08).....	247
6. Shaun Stonerook (1999-00).....	246
7. Jerome Tillman (2008-09).....	235
8. Lewis Geter (1991-92).....	220
9. Paul Graham (1988-89).....	217
Mark Sears (2021-2022).....	217

REBOUNDS

1. Howard Joliff (1959-60).....	468
2. Gary Trent (1994-95).....	423
3. Shaun Stonerook (1999-00).....	387
4. Brandon Hunter (2002-03).....	378
5. Gary Trent (1993-94).....	377
6. Antonio Campbell (2015-16).....	358
7. Leon Williams (2007-08).....	325
8. Craig Love (1969-70).....	322
9. Dave Scott (1958-59).....	319
10. John Devereaux (1982-83).....	312

REBOUND AVERAGE

1. Howard Joliff (1959-60).....	18.7
2. Jim Betts (1952-53).....	14.1
3. Lou Sawchik (1953-54).....	13.9
4. Lou Sawchik (1952-53).....	13.5
5. John Schroeder (1966-67).....	13.3
Dave Scott (1958-59).....	13.3
7. Dave Scott (1956-57).....	13.0
8. Craig Love (1969-70).....	12.9
9. Gary Trent (1994-95).....	12.8
Bunk Adams (1960-61).....	12.8

ASSISTS


1. Jaaron Simmons (2015-16).....	275
2. D.J. Cooper (2010-11).....	263
3. D.J. Cooper (2012-13).....	242
4. Jason Preston (2019-20).....	238
5. D.J. Cooper (2009-10).....	218
6. D.J. Cooper (2011-12).....	211
7. Jaaron Simmons (2016-17).....	200
8. Dennis Whitaker (1987-88).....	199
9. Paul Baron (1984-85).....	190
10. Dennis Whitaker (1989-90).....	185

STEALS

1. D.J. Cooper (2009-10).....	93
2. D.J. Cooper (2011-12).....	85
3. Sonny Troutman (2006-07).....	82
4. D.J. Cooper (2010-11).....	81
5. Sonny Troutman (2004-05).....	72
6. D.J. Cooper (2012-13).....	68
7. Nate Craig (1990-91).....	64
8. Ben Vander Plas (2021-2022).....	62
9. Paul Graham (1989-90).....	60
Dennis Whitaker (1987-88).....	60

BLOCKS

1. Patrick Flomo (2000-01).....	105
2. John Devereaux (1982-83).....	99
3. Jason Terry (1995-96).....	89
4. Jason Terry (1993-94).....	85
5. Jason Terry (1994-95).....	73
6. John Devereaux (1983-84).....	70
7. Maurice Ndour (2014-15).....	68
8. Antonio Campbell (2015-16).....	63
9. Doug Taylor (2017-18).....	61
John Devereaux (1981-82).....	61



Lewis Geter showed a penchant for getting to the line during his time in Athens, as he ranks in the single-season top-10 in both free throws made and attempted.



TEAM SEASON RECORDS

2022-23 MEN'S BASKETBALL

WINS

1.	29	2011-12 (29-8)
2.	25	1993-94 (25-8)
	25	2013-14 (25-12)
	25	2021-2022 (25-10)
5.	24	2012-13 (24-10)
	24	1994-95 (24-10)
7.	23	1982-83 (23-9)
	23	2015-16 (23-12)
9.	22	2009-10 (22-15)
	22	1985-86 (22-8)
	22	1984-85 (22-8)
12.	21	2004-05 (21-11)
	21	1963-64 (21-6)

WINNING PERCENTAGE

1.	.882 (15-2)	1920-21
2.	.857 (18-3)	1936-37
3.	.826 (19-4)	1921-22
4.	.818 (18-4)	1940-41
5.	.800 (20-5)	1969-70
	.800 (16-4)	1932-33
7.	.784 (29-8)	2011-12
8.	.778 (21-6)	1963-64
9.	.762 (16-5)	1964-65
	.762 (16-5)	1923-24

POINTS

1.	2,763	2009-10
2.	2,746	2015-16
3.	2,668	1993-94
4.	2,649	1994-95
5.	2,647	2013-14
6.	2,604	2010-11
7.	2,598	2011-12
8.	2,591	2021-22
9.	2,464	2012-13
10.	2,387	2016-17

SCORING AVERAGE

1.	87.1	1956-57
2.	84.1	1969-70
3.	83.6	1970-71
4.	83.3	1968-69
5.	82.0	1955-56
6.	81.8	1964-65
7.	81.7	1954-55
8.	80.8	1993-94
9.	79.9	1959-60
10.	79.7	1972-73

OPPONENT SCORING AVERAGE

1.	58.7	1983-84
2.	60.0	1982-83
3.	62.5	2011-12
4.	62.9	1984-85
5.	64.5	2012-13
	64.5	2005-06
7.	64.7	1981-82
8.	65.0	2008-09
9.	65.2	1962-63
10.	65.8	1995-96

FIELD GOALS MADE

1.	945	1994-95
2.	937	2013-14
	937	2015-16
4.	932	1985-86

5.	925	2009-10
6.	924	1993-94
7.	901	2011-12
8.	898	2021-22
9.	896	2010-11
10.	893	1987-88

FIELD GOAL ATTEMPTS

1.	2,153	2009-10
2.	2,111	2011-12
3.	2,085	2021-22
4.	2,060	2010-11
5.	2,042	2013-14
6.	2,017	1994-95
7.	1,992	2015-16
8.	1,979	1972-73
9.	1,964	1950-51
10.	1,950	1968-69
	1,950	1951-52

FIELD GOAL PERCENTAGE

1.	.510 (932-1828)	1985-86
2.	.503 (893-1774)	1987-88
3.	.488 (820-1679)	1982-83
4.	.485 (741-1529)	2001-02
5.	.479 (742-1550)	1996-97
	.479 (728-1519)	2020-21
6.	.478 (727-1520)	1983-84
7.	.475 (924-1945)	1993-94
8.	.474 (816-1721)	1988-89
9.	.472 (773-1636)	1984-85
10.	.471 (851-1805)	1978-79

THREE-POINT FIELD GOALS MADE

1.	316	2021-22
2.	296	2015-16



In 2011-12, the Bobcats limited opponents to 62.5 points per game, good for third on the all-time single-season list. The average also marked Ohio's best since the 2005-06 season.



2022-23 MEN'S BASKETBALL

TEAM SEASON RECORD

Table with 2 columns: Rank, Record (Year-Range)

THREE-POINT FIELD GOAL ATTEMPTS

Table with 2 columns: Rank, Attempts (Year-Range)

THREE-POINT FIELD GOAL PERCENTAGE

Table with 2 columns: Rank, Percentage (Year-Range)

FREE THROWS MADE

Table with 2 columns: Rank, Made (Year-Range)

FREE THROWS ATTEMPTED

Table with 2 columns: Rank, Attempted (Year-Range)

FREE THROW PERCENTAGE

Table with 2 columns: Rank, Percentage (Year-Range)

REBOUNDS

Table with 2 columns: Rank, Rebounds (Year-Range)

REBOUND AVERAGE

Table with 2 columns: Rank, Average (Year-Range)

ASSISTS (SINCE 1973)

Table with 2 columns: Rank, Assists (Year-Range)

STEALS (SINCE 1977)

Table with 2 columns: Rank, Steals (Year-Range)

BLOCKS (SINCE 1977)

Table with 2 columns: Rank, Blocks (Year-Range)



INDIVIDUAL GAME RECORDS

2022-23 MEN'S BASKETBALL

POINTS

1.	Dave Jamerson (12/21/89)	60
2.	Dave Jamerson (2/24/89)	52
3.	Gary Trent (2/19/94)	46
4.	Fred Moore (3/1/57)	45
5.	D.J. Cooper (12/18/10)	43
6.	Gerald McKee (12/19/68)	43
7.	Gary Trent (12/18/93)	41
8.	Dave Jamerson (1/17/90)	40
	Dave Jamerson (12/29/89)	40
10.	Dave Jamerson (12/30/89)	39
	Dave Jamerson (11/28/87)	39

FIELD GOALS MADE

1.	Dave Jamerson (12/21/89)	21
2.	Dave Jamerson (2/24/90)	20
3.	Gerald McKee (12/19/68)	19
4.	D.J. Cooper (12/18/10)	17
	Gary Trent (2/19/94)	17
	Dave Jamerson (11/28/87)	17
	Gerald McKee (2/5/69)	17
	Fred Moore (3/1/57)	17
9.	Vic Alexander (12/15/84)	16
	Walter Luckett (3/4/75)	16
	Greg McDivitt (2/22/69)	16

FIELD GOAL ATTEMPTS

1.	D.J. Cooper (12/18/10)	41
2.	Fred Moore (3/1/57)	37
3.	Dave Jamerson (12/29/89)	34
4.	Dave Jamerson (2/24/90)	32
	Gerald McKee (2/5/69)	32
	Gerald McKee (12/19/68)	32
7.	LaDrell Whitehead (1/20/99)	31
8.	Dave Jamerson (3/3/90)	30
	Gerald McKee (2/25/67)	30
10.	Dave Jamerson (11/28/87)	29
	Gerald McKee (2/21/67)	29

FIELD GOAL PERCENTAGE

1.	Gary Trent (11/25/94)	1.000 (12-12)
	Paul Morris (1/30/95)	1.000 (10-10)
	Reggie Keely (1/19/13)	1.000 (9-9)
	DeVaughn Washington (3/11/10)	1.000 (8-8)
	Jason Preston (3/11/21)	1.000 (8-8)
	Bubba Walther (12/8/07)	1.000 (7-7)
	Dwight Wilson III (3x, Last 2/25/21)	1.000 (7-7)
6.	Tom Corde (3/4/72)	.928 (13-14)
7.	Maurice Ndour (3/26/14)	.923 (12-13)
8.	Jerome Tillman (1/31/07)	.900 (9-10)
	Curtis Simmons (1/22/97)	.900 (9-10)
10.	Jason Terry (2/12/95)	.889 (8-9)
	Reggie Keely (1/5/13)	.889 (8-9)
	Jaaron Simmons (2/20/16)	.889 (8-9)

THREE-POINT FIELD GOALS MADE

1.	Dave Jamerson (12/21/89)	14
2.	Dave Jamerson (2/24/90)	11
3.	Jordan Dartis (2/6/18)	10
	Javares Willis (3/6/15)	10
5.	Jim Peterson (2/5/98)	9
6.	Steve Esterkamp (2/20/02)	8



The 10 treys that Javarez Willis knocked down in a 95-65 'Battle of the Bricks' blowout of archrival Miami on March 6, 2015 marked the third-most three-point field goals made in a game by an Ohio men's basketball player in program history.

	Dave Jamerson (1/17/90)	8
	Dave Jamerson (12/30/89)	8
	Jordan Dartis (11/24/19 & 1/7/20)	8
9.	Kenny Kaminski (1/28/17)	7
	Javares Willis (1/21/15)	7
	Javares Willis (12/23/14)	7
	D.J. Cooper (3/1/11)	7
	Tommy Freeman (2/19/11)	7
	Tommy Freeman (2/9/11)	7
	Mychal Green (3/6/06)	7
	Jaivon Harris (2/7/04)	7
	Dustin Ford (2/26/00)	7
	Chad Estis (1/26/94)	7
	Chad Estis (1/19/94)	7
	Dave Jamerson (2/7/90)	7
	Jordan Dartis (1/20/18)	7
	Jordan Dartis (12/16/17)	7
	Jordan Dartis (2/12/16)	7
	Tommy Schmock (2/22/22)	7

THREE-POINT FIELD GOAL ATTEMPTS

1.	Dave Jamerson (2/24/90)	19
2.	Dave Jamerson (1/17/90)	18
3.	Jordan Dartis (12/16/17)	17
	Dave Jamerson (12/21/89)	17
5.	Jim Peterson (2/5/98)	16
	Dave Jamerson (12/30/89)	16
7.	Javares Willis (3/6/15)	15
	Javares Willis (2/7/15)	15
	Jaivon Harris (2/7/04)	15
	Jordan Dartis (1/7/20)	15
10.	Kenny Kaminski (12/21/16)	14
	Javares Willis (12/23/14)	14
	Tommy Freeman (2/9/11)	14
	Thomas Stephens (1/7/04)	14
	LaDrell Whitehead (12/8/98)	14



INDIVIDUAL GAME RECORDS

2022-23 MEN'S BASKETBALL

Tommy Schmock (2/22/22)..... 14

THREE-POINT FIELD GOAL PERCENTAGE

- 1. Jaaron Simmons (2/4/17) 1.000 (5-5)
Kenny Kaminski (11/14/16)..... 1.000 (5-5)
Tommy Freeman (3/7/10)..... 1.000 (5-5)
Dave Jamerson (1/12/91) 1.000 (5-5)
Walter Offutt (3/18/12)..... 1.000 (4-4)
Nick Kellogg (11/10/12) 1.000 (4-4)
7. Sanjay Adell (11/30/99)..... 857 (6-7)
8. Stephen King (12/27/06) 833 (5-6)
Reggie Rankin (12/17/86)..... 833 (5-6)
D.J. Cooper (1/9/13)..... 833 (5-6)
Javarez "Bean" Willis (3/22/14) 833 (5-6)

FREE THROWS MADE

- 1. Geno Ford (2/12/97) 19
2. Dick Garrison (3/3/55)..... 17
3. Armon Bassett (3/11/10)..... 16
Mark Sears (3/21/22) 16
6. Armon Bassett (3/12/10)..... 15
Gary Trent (1/21/95) 15
Gary Trent (12/18/93)..... 15
Lewis Geter (12/17/90) 15

FREE THROWS ATTEMPTED

- 1. Brandon Hunter (1/8/03) 23
2. Mark Sears (3/21/22) 21
3. Brandon Hunter (2/8/03) 20
Jim Betts (1/31/53)..... 20
5. DeVaughn Washington (2/11/10)..... 19
Brandon Hunter (12/12/00) 19
Geno Ford (2/12/97) 19
Gary Trent (1/21/95) 19
Gary Trent (12/8/94) 19
10. Armon Bassett (3/12/10)..... 18

- Brandon Hunter (1/27/01)..... 18
Brandon Hunter (1/13/01)..... 18
Dick Garrison (3/3/55)..... 18
Dick Garrison (12/17/54)..... 18

REBOUNDS

- 1. Dave Scott (3/2/59)..... 34
2. Howard Joliff (1/23/60)..... 28
Dave Scott (12/4/58) 28
4. Brandon Hunter (1/8/03) 26
Ken Fowlkes (12/30/65)..... 26
Howard Joliff (3/11/60)..... 26
Howard Joliff (2/11/59)..... 26
Bunk Adams (1/24/59)..... 26
9. Dave Scott (1/18/57) 25
10. Brandon Hunter (12/31/02) 24
Don Hilt (2/22/65) 24
Howard Joliff (1/16/60)..... 24

ASSISTS

- 1. D.J. Cooper (1/5/13)..... 17
Jaaron Simmons (1/26/16) 17
3. Dennis Whitaker (2/20/88) 16
4. D.J. Cooper (1/12/11) 15
5. D.J. Cooper (2/26/11) 14
D.J. Cooper (12/22/12)..... 14
D.J. Cooper (11/16/12)..... 14
8. Jaaron Simmons (11/21/16) 13
D.J. Cooper (12/8/12) 13
Dennis Whitaker (12/30/89)..... 13
Dennis Whitaker (12/7/87) 13
Spindle Graves (2/7/79)..... 13
Jason Preston (11/5/19 & 12/4/19)..... 13

STEALS

- 1. Steve Esterkamp (2/2/02) 9
2. D.J. Cooper (12/18/10)..... 8
Anthony Jones (12/3/99) 8
Dave Terk (11/28/75) 8
5. D.J. Cooper (11/15/10)..... 7
D.J. Cooper (2/4/10)..... 7
D.J. Cooper (1/23/10) 7
Paul Graham (2/15/89) 7
Paul Graham (2/8/89)..... 7
Jeremy Fears (1/12/05) 7
Jason Preston (11/5/19) 7

BLOCKS

- 1. Jason Terry (2/7/96) 9
Jason Terry (2/15/95)..... 9
Jason Terry (12/11/93) 9
John Devereaux (12/11/82) 9
5. Patrick Flomo (1/17/01)..... 8
Patrick Flomo (1/13/01)..... 8
Jon Smith (1/12/14) 8
7. Maurice Ndour (12/30/14)..... 7
Patrick Flomo (11/22/01) 7
John Devereaux (1/22/83)..... 7
10. Doug Taylor (1/6/18) 6



Dennis Whitaker owns three of the top 12 single-game assists totals in program history, including a school-record 16 helpers against Western Michigan on Feb. 20,



TEAM GAME RECORDS

2022-23 MEN'S BASKETBALL

POINTS

1.	122 vs. C. Michigan (2 OT).....	2/5/98
	122 vs. MacMurray.....	1/3/67
3.	118 vs. University of Charleston.....	12/6/56
4.	116 vs. W. Michigan.....	2/8/58
5.	115 vs. Ohio Wesleyan.....	11/28/87
6.	114 vs. Baldwin-Wallace.....	2/23/57
7.	113 vs. Ohio Wesleyan.....	12/12/56
8.	112 vs. Akron (4 OT).....	1/8/03
	112 vs. Marietta.....	3/2/59
	112 vs. Marietta.....	3/1/57

FIELD GOALS MADE

1.	55 vs. MacMurray.....	1/3/67
----	-----------------------	--------

FIELD GOAL ATTEMPTS

1.	109 vs. University of Charleston.....	12/9/54
----	---------------------------------------	---------

FIELD GOAL PERCENTAGE

1.	.727 (32-44) vs. Bellarmine.....	12/9/06
----	----------------------------------	---------



5.	16 vs. Akron.....	2/6/18
	16 vs. Central Michigan.....	2/7/17
	16 vs. Western Michigan.....	1/3/17
	16 vs. St. Bonaventure.....	12/31/02
6.	15 at Sam Houston State.....	11/14/16
	15 vs. St. Francis (PA).....	12/15/10
	15 vs. Charleston.....	12/21/89
8.	14 vs. C. Michigan.....	2/11/10
	14 vs. No. Carolina A&T.....	12/22/06
	14 vs. Toledo.....	2/14/09
	14 at Toledo.....	1/26/15
	14 vs. Norfolk State.....	11/21/15
	14 at Buffalo.....	2/12/16
	14 vs. Northern Illinois.....	3/10/16
	14 vs. Kent State.....	1/16/21



THREE-POINT FIELD GOAL ATTEMPTS

1.	44 at Duquesne.....	1/7/04
	41 at Bowling Green.....	3/1/22
3.	40 at St. Bonaventure.....	12/18/10
4.	37 vs. Central Michigan.....	2/7/17
	37 vs. Belmont.....	11/9/21
6.	36 vs. Kent State.....	1/16/21
	36 vs. Akron.....	2/25/22
	36 at LSU.....	12/1/21
9.	35 at Bowling Green.....	1/28/17
10.	34 vs. North Carolina A&T.....	12/23/11
	34 vs. North Carolina A&T.....	11/17/09
	34 vs. North Carolina A&T.....	11/26/20
13.	33 vs. Indiana State.....	11/19/17
	33 vs. Robert Morris.....	1/2/11
	33 vs. Western Michigan.....	1/4/20

THREE-POINT FIELD GOAL PERCENTAGE

1.	.833 (5-6) vs. East. Michigan.....	1/12/91
----	------------------------------------	---------

FREE THROWS MADE

1.	40 vs. Georgetown (Ky.).....	1/5/56
----	------------------------------	--------

FREE THROWS ATTEMPTED

1.	58 vs. Georgetown (Ky.).....	1/5/56
----	------------------------------	--------

FREE THROW PERCENTAGE

1.	1.00 (21-21) vs. Ball State.....	12/22/83
----	----------------------------------	----------

REBOUNDS

1.	89 vs. N. Illinois.....	12/6/65
----	-------------------------	---------

ASSISTS (SINCE 1988)

1.	30 vs. Eastern Michigan.....	2/25/21
2.	29 vs. Marshall.....	1/5/13

THREE-POINT FIELD GOALS MADE

1.	20 at Duquesne.....	1/7/04
2.	18 at Bowling Green.....	1/28/17
3.	17 vs. Miami (OH).....	3/6/15
	17 at C. Michigan.....	1/20/00




TEAM GAME RECORDS

2022-23 MEN'S BASKETBALL

29 vs. UMES.....	12/22/12
29 vs. Central Florida.....	12/28/98
29 vs. C. Michigan.....	1/28/95
3. 28 vs. Wilmington.....	11/28/98
28 vs. Miami.....	1/20/88
5. 27 vs. North Carolina A&T.....	12/22/06
6. 26 vs. Buffalo.....	1/9/13
26 at Massachusetts.....	12/19/12
26 vs. UNC-Wilmington.....	11/16/12
26 at Pittsburgh.....	12/22/09
26 vs. Heidelberg.....	11/23/13
11. 25 vs Norfolk State.....	11/21/15
25 vs. Northern Illinois.....	1/16/13
25 vs. St. Franics (PA).....	12/15/10
25 vs. Bowling Green.....	3/4/10
25 vs. W. Michigan.....	2/9/10
25 vs. Toledo.....	2/14/09
25 vs. Mercer.....	12/10/90
25 vs. Charleston.....	12/1/90
25 vs. Heidelberg.....	11/9/19

STEALS (SINCE 1996)

1. 17 vs. Shippensburg.....	12/17/05
2. 16 vs. Marshall.....	1/5/13
16 vs. UNC-Wilmington.....	11/16/12
16 vs. Toledo.....	3/8/11
16 vs. Navy.....	12/2/04
16 vs. Wilmington.....	11/28/98
16 vs. Akron.....	2/24/99
8. 15 at Kent State.....	1/6/17
15 vs. UNC Asheville.....	2/18/12



15 at Bowling Green.....	1/7/12
15 vs. Robert Morris.....	1/2/12
15 at St. Bonaventure.....	12/18/10
15 vs. Bowling Green.....	3/4/10
15 vs. St. Francis (Pa.).....	11/26/05
15 vs. Marshall.....	2/2/02

BLOCKS (SINCE 1996)

1. 11 vs. Marietta College.....	12/14/11
11 vs. Rio Grande.....	11/22/00
3. 10 at Tulsa.....	12/6/09
10 vs. Marshall.....	11/28/09
10 vs. Duquesne.....	11/29/01
10 vs. N. Illinois.....	12/15/98
10 vs. Valparaiso.....	11/17/13

TRIPLE DOUBLES

DJ. Cooper.....	at Portland (12/10/11)
Jason Preston.....	vs. Miami (2/08/20)
Jason Preston.....	vs. Ball State (1/23/21)
Ben Vander Plas.....	vs. Central Michigan (2/22/22)



CONVOCATION CENTER RECORDS

2022-23 MEN'S BASKETBALL

POINTS

Ohio Player	60.....Dave Jamerson, vs. Charleston (12/21/89)
Visiting Player	50.....Scott Tedder, Ohio Wesleyan (11/28/87)
Ohio Team	122.....vs. C. Michigan (2/5/98)
Visiting Team	122.....Ohio Wesleyan (11/28/87)

FEWEST POINTS

Ohio Team	42.....vs Charleston (12/29/80)
Visiting Team	31.....Marietta (1/9/73)

FIELD GOALS MADE

Ohio Player	17.....Gary Trent, vs. Bowling Green (2/19/94)
	17.....Dave Jamerson, vs. Ohio Wesleyan (11/28/87)
	17.....Gerald McKee, vs. Toledo (2/5/69)
Visiting Player	19.....Scott Tedder, Ohio Wesleyan (12/28/87)
Ohio Team	46.....vs. West Virginia (2/8/72)
Visiting Team	46.....Ohio Wesleyan (11/28/87)

FIELD GOALS ATTEMPTED

Ohio Player	32.....Gerald McKee, vs. Toledo (2/5/69)
Visiting Player	32.....Rick Mount, Purdue (12/1/69)
Ohio Team	104.....vs. W. Michigan (2/17/73)
	104.....vs. E. Michigan (1/16/73)

FIELD GOAL PERCENTAGE (MIN. 5 FGM)

Ohio Player	1.000.....7x, last by Jon Smith, vs. Buffalo (2/26/14)
Visiting Player	1.000.....6x, last by David Kadiri, Buffalo (2/28/17)
Ohio Team	.653 (32-49).....vs. Marshall (1/5/13)
Visiting Team	.676 (46-68).....Ohio Wesleyan (11/28/87)

THREE-POINT FIELD GOALS MADE

Ohio Player	14.....Dave Jamerson, vs. Charleston (12/21/89)
Visiting Player	9.....3x, last by Marcus Keene, Central Michigan (2/7/17)
Ohio Team	17.....vs. Miami (3/6/15)
Visiting Team	18.....Akron (2/4/15)

THREE-POINT FIELD GOALS ATTEMPTED

Ohio Player	17.....Dave Jamerson, vs. Charleston (12/21/89)
Visiting Player	18.....Marcus Keene, Central Michigan (2/7/17)
Ohio Team	37.....vs. Central Michigan (2/7/17)
Visiting Team	38.....Akron (2/4/17)

THREE-POINT PERCENTAGE (MIN. 3 3FGM)

Ohio Player	1.000.....10x, last by Jaaron Simmons (2/4/17)
Visiting Player	1.000.....3x, last by J. Williams, Toledo (2/1/14)
Ohio Team	.789 (15-19).....vs. Charleston (12/21/89)

FREE THROWS MADE

Ohio Player	15.....Gary Trent, vs. Akron (1/21/95)
	15.....Lewis Geter, vs. Youngstown (12/17/90)
Visiting Player	13.....Skip Henderson, Marshall (12/7/87)
Ohio Team	39.....vs. Akron (1/21/95)

FREE THROWS ATTEMPTED

Ohio Player	23.....Brandon Hunter, vs. Akron (1/8/03)
Visiting Player	16.....Skip Henderson, Marshall (12/7/87)
Ohio Team	52.....vs. Bowling Green (12/2/98)

FREE THROW PERCENTAGE

Ohio Player	1.000 (12-12).....Robert Tatum, vs. Ball St. (2/27/85)
Visiting Player	1.000 (12-12).....Ebon Sanders, W. Michigan (1/20/93)
Ohio Team	1.000 (8-8).....vs. Bowling Green (1/25/89)
Visiting Team	1.000 (9-9).....Miami, 2/18/87

REBOUNDS

Ohio Player	26.....Brandon Hunter, vs. Akron (1/8/03)
Ohio Team	77.....vs. W. Michigan (2/17/73)

ASSISTS

Ohio Player	17.....D.J. Cooper vs. Marshall (1/5/13)
Ohio Team	29.....3x, last vs. Marshall (1/5/13)
Visiting Team	33.....Toledo (1/12/74)

STEALS

Ohio Player	9.....Steve Esterkamp, vs. Marshall (2/2/02)
-------------	--

BLOCKED SHOTS

Ohio Player	9.....Jason Terry, vs. Robert Morris (12/11/93)
	9.....Jason Terry, vs. Toledo (2/15/95)
	9.....Jason Terry, Kent State (2/7/96)
Visiting Player	7.....Brad Sellers, Ohio State (3/14/86)

PERSONAL FOULS

Ohio Team	32.....vs. Oakland (11/15/10)
	32.....vs. Akron (1/8/03)
	32.....vs. W. Michigan (1/20/93)
	32.....vs. Marshall (12/7/87)
	32.....vs. Miami (1/22/72)
Visiting Team	36.....Buffalo (2/27/16)

FOULED OUT

Ohio Team	4.....vs. Akron (1/8/03)
	4.....vs. N. Illinois (1/19/80)
Visiting Team	5.....Akron (1/8/03)

MOST TURNOVERS

Ohio Team	39.....vs. Ohio Wesleyan (11/28/87)
Visiting Team	38.....Ohio Wesleyan (11/28/87)

FEWEST TURNOVERS

Ohio Team	5.....vs. Bowling Green (1/12/85)
	5.....vs. Marshall (2/2/02)
	5.....vs. Toledo (1/19/13)

ATTENDANCE

Game	14,102.....vs. Bowling Green, 2/28/70
	13,083.....vs. Kentucky, 12/30/97
	13,021.....vs. Miami, 2/15/97
	13,011.....vs. Miami, 1/21/12
	12,824.....vs. Miami, 1/8/94
Season	128,602.....2013-14
	124,782.....2012-13
	113,427.....1994-95
	110,633.....2015-16
	106,373.....2010-11
	105,001.....2011-12
	103,978.....1996-97
	101,956.....2016-17

TRIPLE DOUBLES

Ohio Player	2.....Jason Preston vs. Miami (2/8/20)
Jason Preston vs. Ball State (1/23/21)
	1.....Ben Vander Plas vs. Central Michigan (2/22/22)
DJ Cooper vs. Portland (12/10/11)



2022-23 MEN'S BASKETBALL

COACHING RECORDS

YEAR	COACH	OVERALL	MAC
1907-08	James C. Jones	7-4	--
1908-09	James C. Jones	1-1	--
1909-10	James C. Jones	2-5	--
1910-11	James Corbett	3-4	--
1911-12	Arthur W. Hinaman	2-9	--
1912-13	C.M. Douthit	5-8	--
1913-14	Mark B. Banks	3-10	--
1914-15	Mark B. Banks	11-4	--
1915-16	Mark B. Banks	8-7	--
1916-17	Mark B. Banks	2-14	--
1917-18	Mark B. Banks	4-8	--
1918-19	Frank B. Gullum	5-4	--
1919-20	Frank B. Gullum	5-6	--
1920-21	R.W. Finsterwald	15-2	--
1921-22	R.W. Finsterwald	19-4	--
1922-23	Butch Grover	11-8	--
1923-24	Butch Grover	16-5	--
1924-25	Butch Grover	12-6	--
1925-26	Butch Grover	15-9	--
1926-27	Butch Grover	8-13	--
1927-28	Butch Grover	10-10	--
1928-29	Butch Grover	10-10	--
1929-30	Butch Grover	12-9	--
1930-31	Butch Grover	12-4	--
1931-32	Butch Grover	11-10	--
1932-33	Butch Grover	16-4	--
1933-34	Butch Grover	5-14	--
1934-35	Butch Grover	11-9	--
1935-36	Butch Grover	13-7	--
1936-37	Butch Grover	18-3	--
1937-38	Butch Grover	12-8	--
1938-39	Dutch Trautwein	12-8	--
1939-40	Dutch Trautwein	19-6	--
1940-41	Dutch Trautwein	18-4	--
1941-42	Dutch Trautwein	12-9	--
1942-43	Dutch Trautwein	11-7	--
1943-44	Dutch Trautwein	9-7	--
1944-45	Dutch Trautwein	11-8	--
1945-46	Dutch Trautwein	15-5	--
1946-47	Dutch Trautwein	13-10	5-3



"Gentleman Jim" Snyder won a school-record 355 games and posted a .592 winning percentage in his 25-year tenure as Ohio's head coach.

1947-48	Dutch Trautwein	10-10	4-4
1948-49	Dutch Trautwein	6-16	2-8
1949-50	Jim Snyder	6-14	3-7
1950-51	Jim Snyder	13-11	4-4
1951-52	Jim Snyder	12-12	6-6
1952-53	Jim Snyder	9-13	4-8
1953-54	Jim Snyder	12-10	5-7
1954-55	Jim Snyder	16-5	9-5
1955-56	Jim Snyder	13-11	5-7
1956-57	Jim Snyder	15-8	7-5
1957-58	Jim Snyder	16-8	7-5
1958-59	Jim Snyder	14-10	10-2
1959-60	Jim Snyder	17-8	10-2
1960-61	Jim Snyder	17-7	10-2
1961-62	Jim Snyder	13-10	8-4
1962-63	Jim Snyder	13-11	8-4

1963-64	Jim Snyder	21-6	10-2
1964-65	Jim Snyder	19-7	11-1
1965-66	Jim Snyder	13-10	6-6
1966-67	Jim Snyder	8-15	4-8
1967-68	Jim Snyder	7-16	3-9
1968-69	Jim Snyder	17-9	9-3
1969-70	Jim Snyder	20-5	9-1
1970-71	Jim Snyder	17-7	6-4
1971-72	Jim Snyder	15-11	7-3
1972-73	Jim Snyder	16-10	6-5
1973-74	Jim Snyder	16-11	9-3
1974-75	Dale Bandy	12-14	4-10
1975-76	Dale Bandy	11-15	7-9
1976-77	Dale Bandy	9-17	4-12
1977-78	Dale Bandy	13-14	6-10
1978-79	Dale Bandy	16-11	10-6
1979-80	Dale Bandy	8-18	5-11
1980-81	Danny Nee	7-20	6-10
1981-82	Danny Nee	13-14	12-6
1982-83	Danny Nee	23-9	12-6
1983-84	Danny Nee	20-8	14-4
1984-85	Danny Nee	22-8	14-4
1985-86	Danny Nee	22-8	14-4
1986-87	Billy Hahn	14-14	7-9
1987-88	Billy Hahn	16-14	9-7
1988-89	Billy Hahn	12-17	6-10
1989-90	Larry Hunter	12-16	5-11
1990-91	Larry Hunter	16-12	9-7
1991-92	Larry Hunter	18-10	10-6
1992-93	Larry Hunter	14-13	11-7
1993-94	Larry Hunter	25-8	14-4
1994-95	Larry Hunter	24-10	13-5
1995-96	Larry Hunter	16-14	11-7
1996-97	Larry Hunter	17-10	12-6
1997-98	Larry Hunter	5-21	3-15
1998-99	Larry Hunter	18-10	12-6
1999-2000	Larry Hunter	20-13	11-7
2000-01	Larry Hunter	19-11	12-6
2001-02	Tim O'Shea	17-11	11-7
2002-03	Tim O'Shea	14-16	8-10
2003-04	Tim O'Shea	10-20	7-11
2004-05	Tim O'Shea	21-11	11-7
2005-06	Tim O'Shea	19-11	10-8
2006-07	Tim O'Shea	19-13	9-7
2007-08	Tim O'Shea	20-13	9-7
2008-09	John Groce	15-17	7-9
2009-10	John Groce	22-15	7-9
2010-11	John Groce	19-16	9-7
2011-12	John Groce	29-8	11-5
2012-13	Jim Christian	24-10	14-2
2013-14	Jim Christian	25-12	11-7
2014-15	Saul Phillips	10-20	5-13
2015-16	Saul Phillips	23-12	11-7
2016-17	Saul Phillips	20-11	11-7
2017-18	Saul Phillips	14-17	7-11
2018-19	Saul Phillips	14-17	6-12
2019-20	Jeff Boals	17-15	8-10
2020-21	Jeff Boals	17-8	9-5
2021-22	Jeff Boals	25-10	14-6

OHIO ALL-TIME WINS LIST

Coach	Years	Overall	MAC
Jim Snyder	1947-74 (25 seasons)	355-245 (.592)	176-113 (.608)
Larry Hunter	1989-01 (12 seasons)	204-148 (.580)	123-87 (.586)
Butch Grover	1922-38 (16 seasons)	192-129 (.598)	--
Dutch Trautwein	1938-49 (11 seasons)	136-90 (.601)	10-15 (.400)
Tim O'Shea	2001-08 (Seven seasons)	120-95 (.558)	65-57 (.533)
Danny Nee	1980-86 (Six seasons)	107-67 (.614)	72-34 (.679)
John Groce	2008-12 (Four seasons)	85-56 (.603)	34-30 (.531)
Dale Bandy	1974-80 (Six seasons)	69-89 (.436)	36-58 (.382)
Saul Phillips	2014-19 (Five seasons)	81-77 (.512)	40-50 (.445)
Jim Christian	2012-14 (Two seasons)	49-22 (.690)	25-9 (.735)
Billy Hahn	1986-89 (Three seasons)	42-45 (.482)	22-26 (.458)
Jeff Boals	2019-Present (Three Seasons)	59-33 (.641)	31-21 (.596)
R.W. Finsterwald	1920-22 (Two seasons)	34-6 (.850)	--
Mark B. Banks	1913-18 (Five seasons)	28-43 (.394)	--
Frank B. Gullum	1918-20 (Two seasons)	10-10 (.500)	--
James C. Jones	1907-10 (Three seasons)	10-10 (.500)	--
C.M. Douthit	1912-13 (One season)	5-8 (.384)	--

All-Time Program Record: 1590-1187 (.573)



YEAR-BY-YEAR STATS

2022-23 MEN'S BASKETBALL

Year	G	Min	FG/FGA	Pct.	3FG/FGA	Pct.	FT/FTA	Pct.	OR/DR	Total	Avg.	PF/FO	A/TO	Blk	Stl	Pts	Avg.
21-22	35	7000	898-2085	.431	316-942	.335	479-659	.727	351/844	1195	34.1	505/11	441/368	91	263	2591	74.0
20-21	25	5000	728-1519	.479	209-593	.352	315-448	.703	247/636	883	35.3	396/4	437/301	52	161	1980	79.2
19-20	32	6400	822/1837	.447	272-781	.348	370-537	.689	299/835	1134	35.4	532/14	471/406	73	205	2286	71.4
18-19	31	6400	803/1838	.437	187/633	.295	381/602	.633	337/818	1155	37.3	504/9	451/446	115	200	2174	70.1
17-18	31	6400	839/1893	.443	244/661	.369	412/579	.712	259/867	1126	36.3	500/11	443/412	103	207	2334	75.3
16-17	31	6200	835/1838	.454	285/742	.384	432/626	.690	284/859	1143	36.9	550/12	416/388	88	182	2387	77.0
15-16	35	7050	937/1992	.470	296/767	.386	576/759	.759	289/963	1252	35.8	632/17	487/415	129	157	2746	78.5
14-15	30	6024	727/1678	.433	217/637	.341	357/486	.735	268/755	1023	34.1	512/14	341/382	128	154	2028	67.6
13-14	37	7525	937/2042	.459	274-777	.353	499/699	.714	351/947	1298	35.1	706/21	559/475	157	238	2647	71.5
12-13	34	6850	889/1908	.466	268/764	.351	418/598	.699	305/757	1062	31.2	669/12	594/430	120	303	2464	72.5
11-12	37	7450	901/2111	.427	278/809	.344	517/749	.690	451/813	1264	34.2	724/13	488/481	106	347	2597	70.2
10-11	35	7275	896/2060	.435	260/734	.354	552/769	.718	432/834	1266	36.2	726/19	533/471	88	277	2604	74.4
09-10	37	7550	925-2153	.430	278/759	.366	635/883	.719	443/928	1371	37.1	696/20	524/473	97	278	2763	74.7
08-09	32	6425	709/1634	.434	208/573	.363	449/639	.703	297/693	990	30.9	645/18	436/459	59	222	2075	64.8
07-08	33	6600	765/1703	.449	224/647	.346	480/671	.715	366/740	1106	33.5	566/7	477/474	66	251	2234	67.7
06-07	32	6499	782/1723	.454	199/585	.340	568/785	.724	360/733	1093	34.2	513/11	422/448	65	260	2331	72.8
05-06	30	6050	719/1570	.458	218/609	.358	421/606	.695	330/657	987	32.9	502/11	427/424	70	255	2077	69.2
04-05	32	6450	773/1675	.461	182/555	.328	560/802	.698	348/702	1050	32.8	571/11	374/423	86	273	2288	71.5
03-04	30	6050	643/1601	.402	215/610	.352	499/692	.721	353/684	1037	34.6	591/19	339/450	64	183	2000	66.7
02-03	30	6050	722/1588	.455	186/513	.363	509/747	.681	305/701	1006	33.5	572/18	426/457	76	189	2139	71.3
01-02	28	5600	741/1529	.485	168/451	.373	454/666	.682	302/637	939	33.5	532/10	398/396	109	212	2104	75.1
00-01	30	6050	771/1687	.457	196/564	.348	510/761	.670	383/726	1109	37.0	695/20	446/462	146	215	2248	74.9
99-00	33	6650	782/1804	.433	221/647	.342	601/895	.672	441/839	1280	38.8	694/19	517/565	103	243	2386	72.3
98-99	28	5600	732/1564	.468	159/474	.335	504/731	.689	376/720	1096	39.1	567/16	448/473	103	215	2127	76.0
97-98	26	5400	596/1452	.410	117/339	.293	354/558	.634	375/586	961	37.0	556/17	326/509	60	122	1663	64.0
96-97	27	5425	742/1550	.479	117/307	.381	383/588	.651	394/621	1015	37.6	524/16	364/440	73	204	1984	73.5
95-96	30	6100	815/1772	.460	117/395	.296	474/680	.697	428/778	1206	40.2	589/12	385/472	150	159	2221	74.0
94-95	34	6850	945/2017	.469	178/528	.337	581/876	.663	481/929	1410	41.5	661/19	524/516	134	186	2649	77.9
93-94	33	6625	924/1945	.475	208/530	.392	612/911	.672	511/803	1314	39.8	640/18	489/429	168	190	2668	80.8
92-93	27	5475	654/1426	.459	122/359	.340	475/660	.720	326/603	928	34.4	557/10	386/419	56	122	1905	70.6
91-92	28	5750	687/1549	.444	157/430	.365	458/620	.739	333/648	981	35.0	588/9	398/350	48	157	1989	71.0
90-91	28	5700	652/1464	.445	123/320	.384	414/579	.715	345/548	893	31.9	585/14	380/419	47	210	1841	65.8
89-90	28	-	712/1689	.422	171/447	.383	384/577	.666	408/588	996	35.6	593/-	379/308	38	141	1978	70.7
88-89	29	5850	816/1721	.474	127/338	.376	442/600	.737	312/597	909	34.9	639/33	434/428	88	179	2201	75.9
87-88	30	6000	893/1774	.503	26/200	.380	502/726	.691	339/630	1109	37.0	650/25	539/467	77	173	2364	78.8
86-87	28	5625	771/1662	.464	53/183	.290	395/604	.616	320/599	1033	36.9	543/23	413/454	70	191	1967	70.3
85-86	30	6250	932/1828	.510	-	-	450/687	.685	-	1170	39.0	656/20	520/415	77	268	2314	77.1
84-85	30	6025	773/1636	.472	-	-	468/681	.687	-	1038	34.6	630/23	466/439	80	209	2014	67.1
83-84	28	5725	727/1520	.478	-	-	366/527	.694	-	990	35.4	557/22	408/398	116	171	1820	65.0
82-83	31	-	820/1679	.488	-	-	430/674	.648	-	-	-	-	-	-	-	2070	64.7
81-82	27	5500	684/1469	.466	-	-	363/531	.684	-	930	34.4	576/19	370/425	97	-	1731	64.1
80-81	27	5500	710/1619	.439	-	-	338/507	.667	-	978	36.2	584/29	332/-	57	147	1758	65.1
79-80	26	5250	676/1571	.430	-	-	340/523	.650	-	886	34.1	572/24	308/-	49	158	1692	65.1
78-79	27	5485	851/1805	.471	-	-	424/588	.721	-	1030	38.1	615/21	492/-	72	201	2126	78.7
77-78	27	5456	785/1707	.460	-	-	430/610	.705	-	1082	40.1	555/23	387/-	64	156	2000	74.1
76-77	26	-	731/1705	.428	-	-	452/623	.730	-	958	36.8	544/13	311/-	-	-	1914	73.6
75-76	26	-	768/1705	.451	-	-	412/534	.772	-	999	37.1	541/21	355/-	-	-	1948	74.9
74-75	26	-	756/1683	.449	-	-	401/554	.724	-	1010	38.8	525/8	316/-	-	-	1913	73.6
73-74	27	-	875/1933	.452	-	-	378/548	.690	-	1188	44.0	488/10	362/-	-	-	2128	78.8
72-73	26	-	848/1979	.429	-	-	377/546	.690	-	1365	52.5	529/15	-	-	-	2073	79.7
71-72	26	-	792/1755	.452	-	-	469/668	.702	-	1195	46.0	505/15	-	-	-	2053	78.9
70-71	24	-	752/1653	.455	-	-	502/695	.722	-	1128	47.0	457/18	-	-	-	2006	83.6
69-70	25	-	820/1839	.446	-	-	462/701	.659	-	1291	51.6	586/21	-	-	-	2102	84.1
68-69	26	-	846/1950	.434	-	-	475/697	.681	-	1361	52.3	548/-	-	-	-	2167	83.3
67-68	23	-	641/1590	.403	-	-	330/499	.661	-	1096	47.7	425/-	-	-	-	1612	70.1
66-67	23	-	707/1761	.427	-	-	308/516	.597	-	1284	55.8	494/-	-	-	-	1732	75.3
65-66	23	-	719/1686	.426	-	-	392/611	.640	-	1258	54.2	474/-	-	-	-	1830	79.5
64-65	26	-	851/1899	.448	-	-	425/653	.651	-	1478	56.8	491/-	-	-	-	2127	81.8
63-64	27	-	827/1842	.448	-	-	429/681	.630	-	1384	51.4	463/-	-	-	-	2083	77.3
62-63	24	-	-	-	-	-	-	-	-	-	-	-	-	-	-	-	-
61-62	23	-	660/1581	.417	-	-	367/545	.673	-	1110	48.3	421/-	-	-	-	1687	73.3
60-61	24	-	708/1710	.414	-	-	376/593	.635	-	1231	51.3	394/-	-	-	-	1792	74.7
59-60	25	-	795/1851	.429	-	-	407/686	.593	-	1467	58.7	-	-	-	-	1997	79.9
58-59	24	-	728/1712	.425	-	-	405/636	.637	-	1385	57.7	409/-	-	-	-	1861	77.5
57-58	24	-	667/1671	.399	-	-	445/662	.672	-	1166	48.4	451/-	-	-	-	1779	74.1
56-57	23	-	757/1781	.425	-	-	490/732	.669	-	1253	54.5	429/-	-	-	-	2004	87.1
55-56	24	-	705/1822	.387	-	-	560/819	.684	-	1118	49.5	490/5	-	-	-	1970	82.0
54-55	21	-	650/1631	.399	-	-	415/624	.665	-	991	47.1	409/12	-	-	-	1715	81.7
53-54	22	-	597/1672	.357	-	-	451/697	.647	-	1200	54.5	549/23	-	-	-	1615	73.4
52-53	22	-	577/1616	.357	-	-	445/701	.634	-	1174	53.3	487/-	-	-	-	1599	72.7
51-52	24	-	671/1950	.344	-	-	400/623	.642	-	1217	-	540/-	253/-	-	-	1742	72.6
50-51	24	-	601/1964	.306	-	-	347/550	.631	-	-	-	501/-	-	-	-	1549	64.5
49-50	20	-	-	-	-	-	-	-	-	-	-	-	-	-	-	-	-
48-49	22	-	462/1564	.295	-	-	259/432	.599	-	-	-	404/-	-	-	-	1193	53.8

- indicates statistic not available or not kept



YEARLY LEADERS

SCORING LEADERS (SINCE 1946)

Table of scoring leaders from 2021-22 to 1952-53, listing player names, points, and ppg/gms.

REBOUNDED LEADERS (SINCE 1952)

Table of rebounding leaders from 2021-22 to 1952-53, listing player names, rebounds, and rpg/gms.



YEAR-BY-YEAR RESULTS

2022-23 MEN'S BASKETBALL

1907-08 (7-4) Independent Coach: James C. Jones

PARKERSBURG YMCA	W	46-9
at Parkersburg YMCA	W	25-13
STARLING-O.M.U.	W	45-14
CAPITAL	W	24-16
W. VIRGINIA	W	22-20
CINCINNATI	L	20-22
at Wilmington	L	16-17
at Cincinnati	L	10-47
at Miami	L	8-24
KENYON	W	33-19
BETHANY	W	48-14

1908-09 (1-1) Independent Coach: James C. Jones

OTTERBEIN	W	24-21
KENYON	L	19-32

1909-10 (2-5) Independent Coach: James C. Jones

at Denison	L	19-39
DENISON	L	14-26
at Hiram	L	10-36
WITTENBERG	L	15-23
CAPITAL	W	26-17
KENYON	W	27-8
MARIETTA	L	21-22

1910-11 (3-4) Independent Coach: James Corbett

MUSKINGUM	W	28-21
at Ohio Wesleyan	L	18-67
CARNEGIE TECH	L	23-26
DENISON	L	5-18
WITTENBERG	W	40-12
ST. LAWRENCE	L	15-18
MARIETTA	W	15-12

1911-12 (2-9) OAC Member Coach: Arthur W. Hinaman

MARIETTA	L	18-24
at Muskingum	L	12-31
at Kenyon	L	36-40
WITTENBERG	W	27-12
OHIO WESLEYAN	L	27-39
OTTERBEIN	W	24-21
at Hiram	L	25-68
at Wooster	L	11-34
at Marietta	L	32-37
AKRON	L	18-21
WESTERN RESERVE	L	21-23

1912-13 (5-8) OAC Member Coach: C.M. Douthit

at Dayton	L	25-67
OHIO WESLEYAN	L	14-58
MARIETTA	W	32-28
ANTIOCH	W	19-16
OTTERBEIN	W	27-24
DENISON	L	17-59
HEIDELBERG	L	18-25
at Wittenberg	L	20-24
at Kenyon	W	35-22
at Akron	L	12-30
at Wooster	L	23-41
at Marietta	L	18-42
WESTERN RESERVE	W	36-20

1913-14 (3-10) OAC Member Coach: Mark B. Banks

KENYON	L	15-27
DAYTON	L	16-22
at Miami	L	9-49
DENISON	L	13-40
WITTENBERG	W	40-21
OTTERBEIN	W	23-21
HEIDELBERG	L	23-52
HIRAM	L	21-28
MIAMI	L	16-32
OHIO WESLEYAN	L	17-40
at Otterbein	L	15-36
at Kenyon	L	29-38
MARIETTA	W	23-20

1914-15 (11-4) OAC Member Coach: Mark B. Banks

OHIO NORTHERN	W	35-26
at Denison	L	27-40
BALDWIN-WALLACE	W	36-26
at Wittenberg	W	30-26
at Kenyon	W	35-27
at Baldwin-Wallace	L	23-30
at Wooster	L	22-25
MIAMI	W	42-15
CINCINNATI	W	50-13

OBERLIN	L	25-39
KENYON	W	29-29
WOOSTER	W	51-20
OTTERBEIN	W	46-29
at Cincinnati	W	32-10
at Miami	W	28-27

1915-16 (8-7) OAC Member Coach: Mark B. Banks

at Ohio Wesleyan	L	16-23
WITTENBERG	L	17-29
WOOSTER	W	33-13
W. VA. WESLEYAN	W	36-22
at Akron	W	33-23
at Kenyon	W	33-27
OHIO NORTHERN	W	45-17
at Allegheny	L	18-42
at Avalon Collegians	L	32-36
at West Virginia	L	21-43
ALLEGHENY	L	20-42
WEST VIRGINIA	W	45-17
BUFFALO GERMANS	L	30-34
KENYON	W	36-19
BALDWIN-WALLACE	W	62-24

1916-17 (2-14) OAC Member Coach: Mark B. Banks

WHEELING YMCA	L	22-38
WELLSBURG SCHOOL	L	20-29
ANTIOCH	W	20-19
at Kenyon	L	16-48
AKRON	L	22-28
at Wooster	L	24-28
AKRON	L	13-48
at Baldwin-Wallace	W	40-13
at Oberlin	L	17-33
MOUNT UNION	L	21-32
at Wittenberg	L	25-34
OHIO WESLEYAN	L	16-41
CINCINNATI	L	23-28
WEST VIRGINIA	L	21-30
WESTERN RESERVE	L	24-26
KENYON	L	15-48

1917-18 (4-8) OAC Member Coach: Mark B. Banks

CAPITAL	L	24-35
at Denison	L	19-53
WITTENBERG	W	24-13
OHIO NORTHERN	W	36-17
at Marietta	L	11-49
OHIO WESLEYAN	L	7-19
at Cincinnati	W	26-14
WOOSTER	L	19-33
KENYON	W	25-19
MARIETTA	L	28-34
at Kenyon	L	25-30
at Ohio Wesleyan	L	20-22

1918-19 (5-4) OAC Member Coach: Frank B. Gullum

MARIETTA	W	34-9
DENISON	L	16-19
at Wittenberg	L	23-26
at Ohio Northern	W	42-10
BALDWIN-WALLACE	W	42-19
OHIO WESLEYAN	L	21-22
KENYON	W	31-16
at Heidelberg	W	42-19
at Ohio Wesleyan	L	24-38

1919-20 (5-6) OAC Member Coach: Frank B. Gullum

CAPITAL	W	24-25
at Kenyon	W	32-15
at Heidelberg	W	24-13
at Denison	L	26-38
MOUNT UNION	L	16-20
at Otterbein	L	16-17
CINCINNATI	L	20-31
AKRON	L	18-26
HEIDELBERG	W	35-25
WESTERN RESERVE	W	24-14
at Capital	L	15-16

1920-21 (15-2) OAC Champions Coach: R.W. Finsterwald

at Xavier	W	54-13
at Miami	W	25-23
CAPITAL	W	38-18
at Cincinnati	W	28-13
at Marietta	W	18-15
at Kenyon	W	34-22
OTTERBEIN	W	46-13
ATHENS H.S.	W	33-16
MARSHALL	W	56-9

CAMP SHERMAN	W	61-18
at Capital	L	24-27
KENYON	W	53-20
OTTERBEIN	W	46-19
at Denison	L	23-25
MIAMI	W	36-16
MARIETTA	W	19-17
WITTENBERG	W	28-18

1921-22 (19-4) OAC Member Coach: R.W. Finsterwald

BOWLING GREEN	W	41-19
BOWLING GREEN	W	38-11
at Baldwin-Wallace	W	36-14
at Syracuse Collegians	L	14-21
at Rochester Collegians	L	18-40
WILMINGTON	W	35-18
WILMINGTON	W	36-18
at Cincinnati	L	11-20
at Xavier	W	28-16
CAPITAL	W	43-7
OHIO NORTHERN	W	45-13
at Marietta	W	29-13
at Mount Union	W	28-20
at Western Reserve	W	36-28
XAVIER	W	34-32
CINCINNATI	W	33-13
at Ohio Northern	W	28-27
at Heidelberg	W	33-12
MARIETTA	W	39-12
MOUNT UNION	W	38-24
KENYON	W	48-16
at Denison	L	25-29
DENISON	W	36-16

1922-23 (11-8) OAC Member Coach: Butch Grover

BLISS	L	15-19
at Lancaster Petty Shoes	L	16-29
at Akron Firestone	L	12-22
at Geneva	W	43-24
at Canton Pure Oils	L	19-34
CINCINNATI	W	18-17
SALEM COLLEGE (W. Va.)	W	22-21
OHIO NORTHERN	W	27-26
at Xavier	L	15-35
at Cincinnati	L	26-27
at Western Reserve	W	28-22
at Oberlin	L	20-21
XAVIER	L	17-18
at Marietta	W	29-14
ST. IGNATIUS	W	36-20
MARIETTA	W	32-15
OTTERBEIN	W	38-6
WESTERN RESERVE	W	41-30
at Wittenberg	W	41-27

1923-24 (16-5) OAC Member Coach: Butch Grover

MONDMAUK-MILLS	W	31-19
BLISS	W	38-16
at Canton Sinclair Oil	L	39-44
at Akron Firestone	W	30-24
at Dover All-Stars	L	29-33
at Marion Isley Dairy	W	31-16
OBERLIN	W	34-32
at Marietta	W	27-24
at Xavier	L	31-32
at Cincinnati	W	21-18
at Denison	L	23-31
at Hiram	W	42-21
XAVIER	W	26-15
PRESBYTERIAN (Tenn.)	W	56-33
at Ohio Northern	W	35-23
WITTENBERG	W	30-21
at Ohio Wesleyan	L	20-22
CINCINNATI	W	24-13
MARIETTA	W	37-22
WESTERN RESERVE	W	40-21
OHIO WESLEYAN	W	28-27

1924-25 (12-6) OAC Member Coach: Butch Grover

NEW LEXINGTON	W	26-12
at Lancaster Shoes	L	19-21
BLISS	W	27-22
CINCINNATI	W	34-27
at Ohio Wesleyan	L	30-40
MARIETTA	W	42-12
at Miami	W	34-20
OHIO NORTHERN	W	48-23
AKRON	W	40-26
OHIO WESLEYAN	W	37-30
DENISON	L	18-34
at Baldwin-Wallace	W	30-20
at Oberlin	L	13-31

MARIETTA	W	25-24
KENYON	L	36-37
at Kenyon	L	29-30
HIRAM	W	35-19
at Wittenberg	W	28-24

1925-26 (15-9) OAC Member Coach: Butch Grover

MONDMAUK-MILLS	L	18-23
BLISS	W	56-24
at Ohio State	L	33-37
RIO GRANDE	W	48-30
at Mansfield Pets	W	38-24
at Mansfield Lumbermen	W	44-41
at Bliss	W	38-28
at Nelsonville YMCA	W	50-29
WITTENBERG	W	31-22
at Ohio Wesleyan	L	29-37
MIAMI	W	50-39
DENISON	W	33-21
at Marietta	L	12-16
CINCINNATI	L	27-29
at Wittenberg	L	32-33
OBERLIN	W	28-21
OHIO WESLEYAN	L	31-37
at Denison	W	24-17
TENNESSEE	W	50-30
at Miami	L	35-37
at Cincinnati	L	26-30
at Baldwin-Wallace	W	38-28
MARIETTA	W	46-19
at Akron	W	31-25

1926-27 (8-13, 3-7 BAA) Coach: Butch Grover

RIO GRANDE	W	59-11
at Ohio State	L	26-38
BLISS	W	36-27
at Cincinnati YMCA	L	29-38
at Manchester	L	23-29
at Manchester	L	30-32
FLORIDA	W	38-29
at Wittenberg*	L	27-33
at Muskingum*	L	27-29
OHIO WESLEYAN*	W	27-41
at Cincinnati*	L	20-48
at Miami*	L	37-43
MUSKINGUM*	L	32-37
DENISON*	L	28-29
at Marietta	W	49-38
at Denison*	L	15-22
MIAMI*	W	45-36
at Ohio Wesleyan*	L	32-41
CINCINNATI*	W	36-29
MARIETTA	W	32-21
WITTENBERG*	W	40-31

1927-28 (10-10, 4-6 BAA) Coach: Butch Grover

BLISS	W	44-17
MARIETTA	W	40-22
at Hamilton YMCA	W	35-30
at Cincinnati YMCA	L	21-40
at Manchester	L	17-39
at Manchester	L	18-38
at Cincinnati*	L	27-28
MUSKINGUM	L	19-54
OHIO WESLEYAN*	L	32-41
CENTRE	W	39-23
at Denison*	W	31-22
MIAMI*	W	36-22
at Wittenberg*	L	36-52
at Ohio Wesleyan*	L	29-30
at Marietta	W	53-16
WITTENBERG*	W	41-37
at Miami*	L	32-51
CINCINNATI*	W	46-33
at Muskingum	W	40-36
DENISON*	L	34-36

1928-29 (10-10, 3-7 BAA) Coach: Butch Grover

BLISS	W	43-18
at Akron Goodyear	L	26-40
at New Philadelphia	L	24-38
at Bliss	W	24-21
at Marion Eagles	L	27-34
MARIETTA	W	37-24
at Ohio Wesleyan*	L	29-48
MUSKINGUM	W	48-25
WITTENBERG*	W	40-23
WEST LIBERTY	W	49-36
at Cincinnati*	L	27-38
at Miami*	L	29-40
at Denison*	L	23-38
MARIETTA	W	47-20



YEAR-BY-YEAR RESULTS

2022-23 MEN'S BASKETBALL

OHIO WESLEYAN* W 40-38
at Wittenberg* L 26-29
at Muskingum W 40-28
MIAMI* W 38-32
CINCINNATI* L 36-38
DENISON* L 26-28

1929-30 (12-9, 4-4 BAA)
Coach: Butch Grover

BLISS W 48-27
at Ohio State L 24-26
at Buffalo L 23-41
at Syracuse L 25-41
at Elmira W 31-22
at Bliss W 40-27
OHIO WESLEYAN* L 38-44
MIAMI* W 37-19
at Wittenberg L 19-31
MUSKINGUM W 34-24
at Marietta W 30-20
at Cincinnati* L 21-37
at Denison* W 55-37
WEST LIBERTY W 47-33
at Miami* W 30-27
at Ohio Wesleyan* L 32-43
at Muskingum L 25-32
DENISON* L 30-32
WITTENBERG W 43-31
CINCINNATI* W 41-35
MARIETTA W 37-21

1930-31 (12-4, 7-1 BAA Champions)
Coach: Butch Grover

BLISS W 36-20
CORNELL L 33-38
at DePauw L 26-32
BROADDUS W 31-22
MARIETTA W 17-12
at Ohio Wesleyan* L 20-26
DENISON* (2OT) L 27-35
MIAMI* W 21-19
at Muskingum W 28-26
at Marshall W 42-37
at Cincinnati* W 28-22
OHIO WESLEYAN* W 30-28
at Miami* W 23-18
CINCINNATI* W 32-14
MUSKINGUM W 40-32
at Denison* W 28-17

1931-32 (11-10, 5-5 BAA)
Coach: Butch Grover

BLISS L 30-32
at Ohio State L 18-24
WESTMINSTER W 29-24
at Michigan State L 15-29
at Toledo L 13-15
at Wilmington W 26-22
MARIETTA W 24-23
at DePaul* L 15-30
MIAMI* L 22-25
WABASH W 33-27
at Ohio Wesleyan* L 24-35
at Wittenberg* W 37-28
at Marshall W 28-26
MUSKINGUM W 24-20
CINCINNATI* W 42-24
OHIO WESLEYAN* L 33-37
at Miami* L 28-32
WITTENBERG* W 36-34
at Marietta W 34-26
at DePaul* W 29-26
at Cincinnati* L 32-33

1932-33 (16-4, 7-3 BAA Champions)
Coach: Butch Grover

BLISS W 38-22
WILMINGTON W 41-29
at Akron Goodyear L 34-41
at Western Reserve W 47-30
at East Liverpool W 50-27
at Zanesville Pros W 46-40
MARIETTA W 41-19
MIAMI* W 47-27
OHIO WESLEYAN* L 32-34
at Denison* L 23-24
at Cincinnati* (OT) W 32-28
at Marshall W 35-23
at Wittenberg* L 32-37
OHIO WESLEYAN* W 34-29
MARSHALL W 42-21
MIAMI* W 38-18
DENISON* W 42-21
at Marietta W 32-29
WITTENBERG* W 44-32
CINCINNATI* W 31-19

1933-34 (5-14, 2-6 BAA)
Coach: Butch Grover

BLISS L 20-23
WILMINGTON W 42-21
CUMBERLAND W 48-34
at Coshocton Clothiers L 22-36
at Canton Semipros L 38-55
at Akron Goodyear L 34-48
at Newark Pure Oils L 28-33
at Ohio Wesleyan* L 30-34
MIAMI* W 33-29
at Xavier L 21-26
MARSHALL W 35-19
at Wittenberg* L 27-32
at Cincinnati* W 38-36
WITTENBERG* L 32-37
at Miami* L 26-30
OHIO WESLEYAN* L 17-29
at Marietta L 25-34
CINCINNATI* L 30-33
at Marshall L 37-41

1934-35 (11-9, 5-5 BAA)
Coach: Butch Grover

BLISS W 48-27
at Ball State L 30-31
WILMINGTON W 52-20
MARIETTA W 39-17
at Zanesville Pros W 41-40
at Coshocton Clothiers L 22-43
at Western Reserve L 40-50
at School of Chiroprady W 47-28
at Akron Goodyear L 36-37
DAYTON* W 46-29
at Miami* W 34-31
OHIO WESLEYAN* L 32-49
at Marshall W 45-40
at Cincinnati* L 38-43
MARSHALL L 37-41
at Xavier L 28-29
at Dayton* W 32-31
CINCINNATI* W 39-33
at Ohio Wesleyan* L 22-39
MIAMI* W 32-30

1935-36 (13-7, 7-3 BAA)
Coach: Butch Grover

BLISS W 48-23
MARIETTA W 53-35
at Coshocton Clothiers L 34-46
at Mount Union W 46-42
at School of Chiroprady W 31-24
at Akron Goodyear L 30-44
at Ohio Wesleyan* L 25-37
at Miami* W 33-28
MARSHALL* W 53-36
at Muskingum L 25-34
at Xavier W 28-22
CINCINNATI* L 29-34
at Dayton* W 37-29
OHIO WESLEYAN* W 42-29
at Cincinnati* L 34-35
XAVIER W 37-32
DAYTON* W 52-26
at Marietta L 43-55
MIAMI* W 39-23
at Marshall* W 48-43

1936-37 (18-3, 10-1 BAA Co-Champs)
Coach: Butch Grover

BLISS W 55-20
GLENVILLE STATE W 49-40
MARIETTA W 40-31
at Western Reserve L 42-43
at Baldwin-Wallace W 44-22
at Akron Goodyear L 21-32
at Ohio Wesleyan* W 36-29
CINCINNATI* W 39-34
at Miami* W 38-23
at Ohio Wesleyan* W 36-31
XAVIER W 42-20
DAYTON* W 35-27
CASE TECH W 45-36
OHIO WESLEYAN* W 43-23
at Dayton* W 44-18
MIAMI* W 46-21
at Xavier W 35-32
MARSHALL* W 40-32
at Marshall* L 33-36
at Marietta W 33-17
at Cincinnati* W 34-26

1937-38 (12-8, 4-6 BAA)
Coach: Butch Grover

BLISS W 54-47

WASH. & JEFFERSON W 38-35
MARIETTA W 35-31
at Cincinnati* L 37-42
XAVIER W 39-33
W 54-48
OHIO WESLEYAN* W 57-36
at Dayton* W 32-29
CINCINNATI* W 40-35
at Ohio State L 40-47
DAYTON* W 46-38
at Marietta L 34-35
at Miami* L 33-36
MARSHALL* L 21-22
at Ohio Wesleyan* L 33-35
at Xavier L 27-47
MIAMI* W 44-31
at Case Tech W 46-42
MUSKINGUM W 50-18
at Marshall* L 32-44

1938-39 (12-8, 4-4 BAA)
Coach: Dutch Trautwein

MARIETTA W 55-28
at St. Joseph's (Pa.) W 58-44
at Buffalo W 58-38
at Scranton W 57-48
at Western Reserve L 54-59
at George Washington L 39-65
OHIO WESLEYAN* W 57-38
at Dayton* W 44-23
XAVIER L 30-41
MIAMI* W 44-28
at Miami* W 40-28
at Marietta W 66-44
at Muskingum W 47-37
at Xavier L 46-47
MARSHALL* L 42-47
BLISS W 62-34
at Ohio Wesleyan* L 23-36
TOLEDO W 77-45
DAYTON* L 35-44
at Marshall* L 40-50

1939-40 (19-6) Independent
Coach: Dutch Trautwein

MARIETTA W 71-22
W. MICHIGAN W 60-40
WABASH W 42-29
XAVIER W 48-37
OHIO WESLEYAN L 35-40
WESTERN RESERVE W 50-33
CINCINNATI W 60-48
MUSKINGUM W 49-37
MIAMI W 41-32
DAYTON W 62-44
at Buffalo W 78-23
at Scranton W 50-45
at Baltimore W 67-44
at Villanova L 44-49
at St. Joseph's (Pa.) W 59-39
at Dayton W 42-34
at Toledo L 50-63
at W. Michigan L 42-43
at Marietta W 52-28
at Miami W 51-31
at Xavier W 39-34
at Ohio Wesleyan W 50-40
at Cincinnati W 60-38
at Duquesne L 40-52
at Wash. & Jefferson L 46-49

1940-41 (18-4) Independent
NIT Runner-Up
Coach: Dutch Trautwein

YOUNGSTOWN STATE W 41-25
XAVIER W 69-57
AKRON W 45-29
MARIETTA W 60-34
OHIO WESLEYAN W 63-47
at Cincinnati W 57-42
TOLEDO W 48-45
WASH. & JEFFERSON W 58-47
at Miami W 61-20
at Dayton W 72-47
at Muskingum W 47-32
at Evansville L 57-58
at W. Kentucky L 41-57
MIAMI W 54-30
at Dayton W 62-41
CINCINNATI L 42-51
at Xavier W 49-41
at Marietta W 41-34
at Ohio Wesleyan W 62-52
vs. Duquesne+ W 55-40
vs. CCNY+ W 45-43
vs. Long Island+ L 42-56

+NIT (New York, N.Y.)

1941-42 (12-9) Independent
Coach: Dutch Trautwein

MARIETTA W 48-46
at Mount Union L 41-58
at Akron L 40-47
at Youngstown State L 46-57
at Xavier L 39-47
FINDLAY W 40-37
DAYTON W 36-35
MIAMI W 40-32
OHIO WESLEYAN W 55-35
at Cincinnati L 28-41
MUSKINGUM L 41-58
at Miami W 44-38
at Dayton L 23-31
YOUNGSTOWN STATE W 42-20
EVANSVILLE W 67-40
CINCINNATI W 51-41
at Marietta W 57-46
XAVIER W 43-42
at Toledo L 39-65
at Great Lakes L 35-54
at Ohio Wesleyan W 50-41

1942-43 (11-7) Independent

MOUNT UNION L 36-42
MARIETTA W 48-28
CINCINNATI W 51-37
at Cincinnati W 48-33
at Ohio Wesleyan W 53-37
at Dayton L 32-45
XAVIER W 58-53
DAYTON W 66-53
AKRON L 70-72
BOWLING GREEN W 51-42
at Wash. & Jefferson L 31-37
at Muskingum L 41-47
at Marietta W 46-31
DAYTON W 45-43
OHIO WESLEYAN W 62-50
at Miami W 41-40
at Xavier L 41-57
TOLEDO L 45-57

1943-44 (9-7) Independent
Coach: Dutch Trautwein

RIO GRANDE W 64-28
at Bowling Green L 47-69
at Toledo L 46-48
OHIO WESLEYAN W 40-33
at Miami L 30-46
at Wittenberg W 64-35
CINCINNATI L 40-41
at Denison L 49-66
WITTENBERG W 58-42
at Otterbein W 59-53
MUSKINGUM W 61-41
at Cincinnati W 34-32
at Ohio Wesleyan W 43-34
DENISON L 40-48
OTTERBEIN W 62-47
at Kentucky L 35-51

1944-45 (11-8) Independent
Coach: Dutch Trautwein

LOCKBOURNE AFB W 60-32
BOWLING GREEN L 45-57
at Tennessee L 36-40
at Gannon W 52-48
at Kentucky L 46-59
MUSKINGUM W 63-29
OHIO WESLEYAN W 53-41
OTTERBEIN W 47-41
at Cincinnati W 61-36
at Miami L 40-42
at Ohio Wesleyan W 70-54
CINCINNATI W 48-40
at Denison (OT) L 53-57
at Otterbein W 45-42
MIAMI W 60-40
DENISON L 36-39
at Muskingum W 59-44
KENTUCKY L 38-61
at Akron L 50-62

1945-46 (15-5) Independent
Coach: Dutch Trautwein

MARIETTA W 69-30
at Denison W 72-35
W. KENTUCKY W 65-42
at Dayton W 53-41
at St. John's L 33-67
at Kentucky L 48-57
at Muskingum W 58-51



YEAR-BY-YEAR RESULTS

2022-23 MEN'S BASKETBALL

MIAMI	W	60-40	J16	at Bowling Green	L	54-74
OHIO WESLEYAN	W	64-51	J21	at Cincinnati*	L	38-57
at Bowling Green	L	41-49	J25	CINCINNATI*	L	51-76
at Marietta	W	50-29	J28	MIAMI*	W	79-70
CINCINNATI	W	46-43	F4	at Butler*	L	49-70
DENISON	W	57-38	F7	at Dayton	L	50-75
DAYTON	L	53-65	F10	WESTERN RESERVE*	W	62-49
MUSKINGUM	W	59-45	F14	MUSKINGUM	W	67-63
at Miami	W	39-38	F17	at Miami*	L	45-54
at Cincinnati	W	45-39	F22	AKRON	W	75-74
KENTUCKY	L	52-60	F25	at Butler*	L	56-67
AKRON	W	58-56	F28	at Marietta	L	59-66
at Ohio Wesleyan	W	64-48	M4	at W. Michigan*	L	52-78

1946-47 (13-10, 5-3 MAC)

Coach: Dutch Trautwein

WAYNE STATE (Mich.)	W	66-39
MARIETTA	W	105-25
WESTERN RESERVE*	W	46-50
at Dayton	W	64-29
at Akron	L	54-69
at Kentucky	L	36-46
XAVIER	W	47-30
at Wayne State (Mich.)	W	52-36
at University of Charleston	W	57-46
at Cincinnati*	L	36-41
at Miami*	L	45-52
at Ohio Wesleyan	L	57-64
BOWLING GREEN	L	47-65
at Butler*	L	70-80
at Louisville	W	63-52
CINCINNATI	W	67-65
at Marietta	W	51-37
MIAMI*	L	47-60
at Xavier	W	47-46
DAYTON	W	69-49
OHIO WESLEYAN	L	55-62
at Western Reserve*	W	54-52
BUTLER*	W	62-53

1947-48 (10-10, 4-4 MAC)

Coach: Dutch Trautwein

D9	at Dayton	W	46-40
D13	MARIETTA	W	63-44
D16	XAVIER	W	57-52
D19	at Bowling Green	L	49-67
J7	at Miami*	W	63-41
J10	WAYNE STATE (Mich.)	W	55-39
J12	KENTUCKY	L	57-79
J16	at Western Reserve*	L	56-57
J19	OHIO WESLEYAN	W	63-57
J24	AKRON	L	62-63
J31	at Butler*	L	35-59
F2	at Xavier	L	37-56
F6	BUTLER*	L	42-47
F10	MIAMI*	W	56-37
F14	at Wayne State (Mich.)	L	47-55
F17	CINCINNATI*	W	64-62
F19	at Marietta	L	53-68
F21	WESTERN RESERVE*	W	58-51
F24	at Ohio Wesleyan	W	62-54
F28	at Cincinnati*	L	46-90

1948-49 (6-16, 2-8 MAC)

Coach: Dutch Trautwein

D7	MARIETTA	W	79-60
D11	at University of Charleston	W	60-46
D14	at Akron	L	56-59
D18	MOUNT UNION	L	35-38
J1	at Morehead State	L	48-64
J4	at Muskingum	L	50-56
J7	WESTERN RESERVE*	W	77-48
J10	BUTLER*	L	41-72
J14	at Butler	L	40-57
J15	W. MICHIGAN*	L	42-58
J21	at Cincinnati*	L	47-78
J25	at Miami*	L	46-53
J28	DAYTON	L	47-52
F5	at Ohio Wesleyan	L	47-52
F7	at Dayton	W	57-40
F12	MIAMI*	W	54-43
F15	at Marietta	L	58-68
F18	BOWLING GREEN	L	63-77
F22	OHIO WESLEYAN	W	57-55
F28	at Western Reserve*	L	72-74
M1	CINCINNATI*	L	51-68
M5	at W. Michigan*	L	56-69

1949-50 (6-14, 3-7 MAC)

Coach: Jim Snyder

D6	MARIETTA	L	40-54
D14	OHIO WESLEYAN	W	74-56
D17	at Mount Union	L	39-53
D19	at Kent State	L	57-70
J6	at Western Reserve*	W	84-66
J10	DAYTON	L	61-71
J13	W. MICHIGAN*	L	56-81

1950-51 (13-11, 4-4 MAC)

Coach: Jim Snyder

MARIETTA	W	57-45
KENT STATE*	W	61-46
at Ohio Wesleyan	W	75-57
at Akron	W	57-52
at Youngstown State	L	64-78
at Bowling Green	L	69-74
at Kent State*	W	53-48
WESTERN RESERVE*	W	72-60
at Marshall*	L	59-69
at Miami*	L	44-52
DAYTON	L	66-75
W. MICHIGAN*	L	58-69
at Muskingum	L	59-77
CEDARVILLE	W	77-60
at Cedarville	W	72-63
at Western Reserve*	W	93-77
MIAMI*	W	56-50
MARSHALL*	W	71-63
at Cincinnati	L	50-86
BOWLING GREEN*	W	70-66
CINCINNATI*	W	83-74
at W. Michigan*	L	59-66
at Marietta	L	55-72
at Wash. & Jefferson	L	69-92

1951-52 (12-12, 6-6 MAC)

Coach: Jim Snyder

D5	MARSHALL*	W	71-61
D6	vs. Miami^	L	56-79
D11	MARIETTA	W	73-63
D13	OHIO WESLEYAN	W	87-57
D15	at Kent State*	L	73-75
D17	at Lake Forest	L	57-62
D18	at Beloit	L	62-69
J4	WESTERN RESERVE*	W	67-48
J5	KENT STATE*	W	65-55
J9	at Dayton	L	71-101
J12	MIAMI*	W	74-72
J15	CINCINNATI*	W	78-66
J18	at Bowling Green*	L	74-90
J19	at Toledo*	W	71-66
J26	W. MICHIGAN*	L	60-65
F1	at Cincinnati*	L	66-82
F2	at Miami*	L	68-87
F5	at Western Reserve*	W	79-56
F9	WASH. & JEFFERSON	W	89-80
F12	TOLEDO*	L	56-62
F16	MUSKINGUM	W	97-55
F23	at W. Michigan*	L	74-85
F26	at Marietta	W	81-74
F28	at Marshall*	L	91-94

^MAC Tournament (Toledo, Ohio)

1952-53 (9-13, 4-8 MAC)

Coach: Jim Snyder

Captain: Ralph Readout

D6	MARIETTA	L	67-68
D9	OHIO WESLEYAN	L	64-65
D13	KENT STATE*	W	85-68
D19	at Pittsburgh	L	66-68
D20	at Wash. & Jefferson	L	59-74
J3	at Western Reserve*	W	99-70
J5	at Kent State*	W	90-89
J10	MIAMI*	L	66-89
J12	DENISON	W	90-74
J14	at Muskingum	W	67-59
J17	TOLEDO*	W	74-63
J24	BOWLING GREEN*	W	71-58
J30	at Cincinnati*	L	64-78
J31	at Miami*	L	56-82
F6	WESTERN RESERVE*	L	77-78
F7	W. MICHIGAN*	L	63-70
F10	MARSHALL*	W	91-87
F14	at Toledo*	L	68-94
F17	CINCINNATI*	L	73-75
F21	at W. Michigan*	L	55-62
F24	at Marietta	W	79-77
F27	at Marshall*	L	75-77

1953-54 (12-10, 5-7 MAC)

Coach: Jim Snyder

Captain: Jim Betts

D1	at Illinois	L	54-85
D5	MARIETTA	W	83-72
D8	OHIO WESLEYAN	W	85-67
D12	WASH. & JEFFERSON	W	65-57
D15	at Marshall*	L	67-71
D19	at Kent State*	W	70-57
D21	at Gannon	W	69-65
D22	at Buffalo	W	62-58
J9	at Miami*	L	80-92
J11	KENT STATE*	W	89-77
J13	at Denison	L	66-72
J15	TOLEDO*	L	80-84
J22	BOWLING GREEN*	L	72-78
J30	MIAMI*	W	80-72
F6	W. MICHIGAN*	W	67-59
F10	MUSKINGUM	W	90-50
F13	at Bowling Green*	L	74-78
F19	at Toledo*	L	66-71
F20	at W. Michigan*	L	72-79
F25	MARSHALL*	W	81-63
F27	AKRON	W	80-75
M2	at Marietta	L	93-116

1954-55 (16-5, 9-5 MAC)

Coach: Jim Snyder

Captain: Bob Strawser

D4	MARIETTA	W	81-75
D9	UNIVERSITY OF CHARLESTON	W	88-81
D11	at Ohio Wesleyan	W	95-78
D14	MARSHALL*	L	85-105
D17	at Kent State*	W	75-72
D18	at Western Reserve*	W	88-74
D20	at Loyola-Chicago	W	72-70
J7	W. MICHIGAN*	W	97-84
J15	KENT STATE*	W	80-65
J17	TOLEDO*	L	69-79
J22	at Bowling Green*	L	69-77
J29	MIAMI*	W	75-71
F5	at Case Tech	W	77-69
F9	at Marshall*	L	73-84
F11	WESTERN RESERVE*	W	86-68
F15	at Miami*	L	79-91
F18	BOWLING GREEN*	W	81-70
F21	MOREHEAD STATE	W	90-82
F26	at W. Michigan*	W	95-87
F28	at Toledo*	W	67-59
M3	at Marietta	W	93-90

1955-56 (13-11, 5-7 MAC)

Coach: Jim Snyder

Captain: Harry Weinbrecht

D3	at Indiana	L	74-93
D8	at University of Charleston	W	91-71
D10	OHIO WESLEYAN	W	94-85
D13	MARIETTA	W	85-54
D15	at Marshall*	L	71-87
D27	vs. W. Kentucky^	L	60-76
D28	vs. Arizona^	W	90-76
D29	vs. Morehead State^	W	97-91
J5	at Georgetown (Ky.)	W	98-79
J7	at Kent State*	W	80-72
J9	W. MICHIGAN*	L	74-86
J12	MARSHALL*	L	63-72
J17	at Miami*	L	70-93
J21	at Bowling Green*	W	83-81
J25	TOLEDO*	W	89-79
J27	KENT STATE*	W	90-71
F4	at Baldwin-Wallace	L	84-85
F10	at Morehead State	L	67-110
F14	MIAMI*	L	84-85
F18	BOWLING GREEN*	W	78-74
F22	at W. Michigan*	L	63-70
F25	MOREHEAD STATE	W	113-99
F27	at Toledo*	L	67-77
M1	at Marietta	W	105-89

^Kentucky Invitational (Louisville, Ky.)

1956-57 (15-8, 7-5 MAC)

Coach: Jim Snyder

Captain: Fred Moore

D4	MARIETTA	W	107-67
D8	CASE TECH	W	76-56
D12	at Ohio Wesleyan	W	113-71
D15	at Kent State*	W	97-89
D21	vs. E. Tennessee St.^	L	62-63
D22	vs. Austin Peay^	W	85-65
J2	ARIZONA STATE	W	97-81
J5	at Morehead State	L	88-119
J9	at Marshall*	L	71-77
J12	at Bowling Green*	L	69-80
J15	MIAMI*	L	77-89
J18	KENT STATE*	W	85-76
J19	at Xavier	L	80-106

J26	MOREHEAD STATE	W	66-59
J30	MARSHALL*	W	103-74
F2	at W. Michigan*	L	88-94
F4	at Toledo*	L	71-74
F8	BOWLING GREEN*	W	91-80
F11	at Miami*	W	89-81
F16	W. MICHIGAN*	W	88-71
F18	TOLEDO*	W	75-55
F23	BALDWIN-WALLACE	W	114-73
M1	at Marietta	W	112-85

^Watauga Invitational (Johnson City, Tenn.)

1957-58 (16-8, 7-5 MAC)

Coach: Jim Snyder

Captain: Bob Peters

D2	at Indiana	W	76-68
D5	MARIETTA	W	92-71
D7	at Morehead State	L	60-78
D14	at Bowling Green*	L	60-65
D17	at Dayton	L	41-58
D19	at Nebraska	L	53-61
D30	vs. Washington & Lee^	W	65-64
D31	vs. Kentucky Wesleyan^	W	83-70
J4	WITTENBERG	W	70-56
J10	KENT STATE*	W	58-54
J14	at Miami*	L	66-75
J18	at W. Michigan*	W	76-66
J20	at Toledo*	W	69-66
J23	MOREHEAD STATE	W	71-57
J25	MARSHALL* (OT)	L	78-81
F1	at Kent State*	W	65-58
F3	FLORIDA STATE	W	86-66
F5	at Marshall*	L	89-98
F8	W. MICHIGAN*	W	116-87
F12	XAVIER	W	87-74
F15	BOWLING GREEN* (OT)	W	84-82
F17	TOLEDO*	W	82-61
F19	MIAMI*	L	72-86
M1	at Marietta	W	80-76

^All-American City Tournament (Owensboro, Ky.)

1958-59 (14-10, 10-2 MAC)

Coach: Jim Snyder

Captains: Bob Anderson, Dick Norman

D4	MARIETTA	W	86-53
D6	UNIVERSITY OF CHARLESTON	W	118-69
D13	S. ILLINOIS	W	101-83
D15	at Morehead State	L	73-75
D18	at Niagara	L	65-72
D20	at Cornell (OT)	W	58-54
D29	vs. Middle Tenn. State^	W	77-66
D30	vs. Utah State^	W	80-72
J3	at Wittenberg	L	44-45
J7	at Marshall*	W	88-84
J10	at Kent State*	L	58-73



YEAR-BY-YEAR RESULTS

2022-23 MEN'S BASKETBALL

Table with 3 columns: Year, Opponent, Result. Rows include F23 at Miami*, F29 MOREHEAD STATE, M2 at Marietta, M8 vs. Notre Dame#, M11 vs. #13 Georgia Tech+, M12 vs. W. Kentucky+.

#NCAA First Round (Lexington, Ky.); +NCAA Mid-east Regional (Louisville, Ky.)

1960-61 (17-7, 10-2 MAC)

MAC Champions

NCAA First Round

Coach: Jim Snyder

Captain: Bunk Adams

Table with 3 columns: Year, Opponent, Result. Rows include D1 #1 OHIO STATE, D3 YOUNGSTOWN STATE, D6 at Morehead State, D10 at St. Francis (Pa.), D14 at Marshall*, D16 at #7 St. John's, D28 vs. S. Dakota^, D29 vs. Wittenberg^, J4 MARSHALL*, J7 at Bowling Green*, J10 DePAUL, J14 W. MICHIGAN*, J16 TOLEDO*, J21 MOREHEAD STATE, J28 at W. Michigan* (OT), J30 at Kent State*, F4 at Toledo*, F8 MIAMI*, F11 KENT STATE* (OT), F13 ST. FRANCIS (Pa.), F15 at Louisville, F18 BOWLING GREEN*, F23 at Miami*, M14 vs. Louisville+.

^Canton Intercollegiate Tournament (Canton, Ohio); +NCAA Mid-east Regional (Louisville, Ky.)

1961-62 (13-10, 8-4 MAC)

Coach: Jim Snyder

Captains: Dave Katz, Bill Whaley, Loren Wilcox

Table with 3 columns: Year, Opponent, Result. Rows include D2 at Canisius, D5 at Marshall*, D7 at Morehead State, D11 ST. FRANCIS (Pa.), D14 at Wichita State, D16 at Nebraska, D18 at Loyola-Chicago, J6 BOWLING GREEN*, J8 W. MICHIGAN*, J13 at Toledo*, J17 at Miami*, J20 at Kent State*, J23 MUSKINGUM, J30 LOYOLA-CHICAGO, F3 at Youngstown State, F7 MOREHEAD STATE, F10 KENT STATE*, F13 MARSHALL*, F17 at Bowling Green*, F21 MIAMI*, F24 TOLEDO*, F28 LOUISVILLE, M3 at W. Michigan*.

1962-63 (13-11, 8-4 MAC)

Coach: Jim Snyder

Captain: Stacy Bunton

Table with 3 columns: Year, Opponent, Result. Rows include D4 LOUISVILLE, D8 at #9 St. Bonaventure, D12 at Marshall*, D15 at Iowa, D17 at Creighton, D20 at Muskingum, D29 at #1 Cincinnati, J2 OHIO WESLEYAN, J5 at Bowling Green*, J8 at Morehead State, J12 TOLEDO*, J15 at Miami*, J19 at W. Michigan*, J21 #2 LOYOLA-CHICAGO, J26 KENT STATE*, F2 at Toledo*, F6 MIAMI*, F9 BOWLING GREEN*, F13 MARSHALL*, F16 W. MICHIGAN*, F20 MOREHEAD STATE, F23 at Kent State*, F27 at #5 Loyola-Chicago, M2 at Louisville.

1963-64 (21-6, 10-2 MAC)

MAC Champions

NCAA Elite Eight

Coach: Jim Snyder

Table with 3 columns: Year, Opponent, Result. Rows include D2 DENISON, D4 MOREHEAD STATE, D7 at Wisconsin, D9 S. ILLINOIS, D14 at Marshall*, D17 at St. John's, D18 at Army, D30 at Louisville, J4 BOWLING GREEN*, J7 at W. Michigan*, J11 at Toledo*, J15 MIAMI*, J18 at St. Francis (Pa.), J20 MUSKINGUM, J25 W. MICHIGAN*, F1 at Kent State*, F5 MARSHALL*, F8 at Bowling Green* (OT), F19 at Miami*, F22 KENT STATE*, F25 at Morehead State, F29 LOUISVILLE, M3 at Loyola-Chicago, M7 TOLEDO* (OT), M10 vs. Louisville^ (OT), M13 vs. #4 Kentucky+, M14 vs. #2 Michigan+.

^NCAA First Round (Evanston, Ill.); +NCAA Mid-east Regional (Minneapolis, Minn.)

1964-65 (19-7, 11-1 MAC)

MAC Champions

NCAA First Round

Coach: Jim Snyder

Table with 3 columns: Year, Opponent, Result. Rows include D1 at Indiana, D5 N. ILLINOIS, D12 at Marshall*, D15 W.VA. WESLEYAN, D21 at Purdue, D23 at Northwestern, D28 vs. Duquesne^, D29 vs. Davidson^, J2 at Bowling Green*, J6 at W. Michigan*, J9 TOLEDO*, J13 at Miami*, J18 FLORIDA SOUTHERN, J23 W. MICHIGAN*, J30 at Kent State*, F3 SAN FRANCISCO ST., F6 BOWLING GREEN*, F10 MARSHALL*, F13 at Notre Dame, F17 MIAMI*, F20 at S. Illinois, F22 LOYOLA-CHICAGO, F27 KENT STATE*, M6 at Toledo*, M8 vs. Miami#, M9 vs. Dayton+.

^Charlotte Invitational (Charlotte, N.C.); #MAC Playoff (Dayton, Ohio); +NCAA Mid-east Regional (Bowling Green, Ky.)

1965-66 (13-10, 6-6 MAC)

Coach: Jim Snyder

Table with 3 columns: Year, Opponent, Result. Rows include D1 DePAUW, D4 at Northwestern, D6 N. ILLINOIS, D11 at Loyola-Chicago, D13 at Purdue, D15 SAN FRANCISCO ST., D18 at Miami (Fla.), D21 at Davidson, D30 BROWN, J5 at W. Michigan*, J12 MIAMI*, J15 at Marshall*, J17 SEATTLE, J22 W. MICHIGAN*, J29 at Kent State*, F1 at Muskingum, F5 BOWLING GREEN* (2OT), F9 at Miami*, F12 at Toledo*, F19 KENT STATE*, F22 MARSHALL*, F26 at Bowling Green*, M2 TOLEDO*.

1966-67 (8-15, 4-8 MAC)

Coach: Jim Snyder

Table with 3 columns: Year, Opponent, Result. Rows include D1 OHIO WESLEYAN, D3 at Northwestern, D5 PURDUE, D7 at Indiana (OT), D10 at Marshall*, D17 at Minnesota, D19 at N. Illinois, D22 at Michigan, J3 at MacMurray, J7 at W. Michigan* (OT), J11 MARSHALL*, J18 at Miami*, J21 OTTERBEIN, J28 at Kent State*, F1 W. MICHIGAN*, F4 at Bowling Green*, F8 at Virginia Tech, F11 TOLEDO*, F15 MIAMI*, F18 KENT STATE*, F21 LOYOLA-CHICAGO, F25 BOWLING GREEN*, M1 at Toledo*.

1967-68 (7-16, 3-9 MAC)

Coach: Jim Snyder

Table with 3 columns: Year, Opponent, Result. Rows include D2 NORTHWESTERN, D5 OTTERBEIN, D9 at Indiana, D11 at #7 Purdue, D15 at Seattle, D19 at Portland, D20 at Idaho, D22 at Minnesota, J2 VIRGINIA TECH, J6 W. MICHIGAN*, J13 at Marshall*, J17 at W. Michigan*, J20 at Toledo*, J24 MARSHALL*, J27 at Kent State*, J30 at Loyola-Chicago, F3 at Miami*, F7 BOWLING GREEN*, F10 KENT STATE*, F12 N. ILLINOIS, F17 MIAMI*, F24 TOLEDO*, M2 at Bowling Green*.

1968-69 (17-9, 9-3 MAC)

Postseason NIT

Coach: Jim Snyder

Captains: John Canine, Dave Groff

Table with 3 columns: Year, Opponent, Result. Rows include N30 at #12 Ohio State, D3 INDIANA, D7 OHIO WESLEYAN, D14 at #13 Purdue, D17 at Illinois, D19 at Northwestern, D27 vs. Wisconsin^, D28 vs. Army^, D31 MacMURRAY, J4 at Kent State*, J7 W.VA. WESLEYAN, J11 BOWLING GREEN*, J15 at Miami*, J18 at Toledo* (OT), J25 KENT STATE* (OT), J29 W. MICHIGAN*, F1 at Marshall*, F5 TOLEDO* (OT), F8 at W. Michigan*, F15 MIAMI*, F17 LOYOLA-CHICAGO, F22 MARSHALL*, F24 N. ILLINOIS, M1 at Bowling Green* (OT), M4 vs. West Texas State+, M17 vs. Tennessee+.

^Milwaukee Classic (Milwaukee, Wisc.); +Postseason NIT (New York, N.Y.)

1969-70 (20-5, 9-1 MAC)

MAC Champions

NCAA First Round

Coach: Jim Snyder

Captains: John Canine, Dave Groff

Table with 3 columns: Year, Opponent, Result. Rows include D1 at Northwestern, D6 #13 PURDUE, D13 at #16 Ohio State, D15 at Indiana, D17 at N. Illinois, D20 BALL STATE, D26 FRESNO STATE, D29 vs. Texas^, D30 at Miami^ (Fla.), J3 KENT STATE*, J10 at Bowling Green*, J14 MIAMI*, J17 TOLEDO*, J24 at Kent State*, J28 at W. Michigan*, J31 at Wisconsin, F4 at Toledo*, F7 W. MICHIGAN*, F11 at Marshall, F14 at Miami*, F18 MARSHALL, F21 VA. COMMONWEALTH, F25 LOYOLA-CHICAGO, F28 BOWLING GREEN*, M7 vs. #15 Notre Dame+.

Table with 3 columns: Year, Opponent, Result. Rows include D26 FRESNO STATE, D29 vs. Texas^, D30 at Miami^ (Fla.), J3 KENT STATE*, J10 at Bowling Green*, J14 MIAMI*, J17 TOLEDO*, J24 at Kent State*, J28 at W. Michigan*, J31 at Wisconsin, F4 at Toledo*, F7 W. MICHIGAN*, F11 at Marshall, F14 at Miami*, F18 MARSHALL, F21 VA. COMMONWEALTH, F25 LOYOLA-CHICAGO, F28 BOWLING GREEN*, M7 vs. #15 Notre Dame+.

^Hurricane Classic (Miami, Fla.); +NCAA Mid-east Regional (Dayton, Ohio)

1970-71 (17-7, 6-4 MAC)

Coach: Jim Snyder

Captain: Craig Love

Table with 3 columns: Year, Opponent, Result. Rows include D1 W.VA. WESLEYAN, D5 NORTHWESTERN, D12 at Missouri (2OT), D15 WISCONSIN, D18 at #13 Indiana, D29 vs. Rollins^, D30 vs. Seton Hall^, J2 ILLINOIS STATE, J9 BOWLING GREEN*, J13 at Kent State*, J16 at Toledo*, J23 at Miami*, J26 CINCINNATI, J30 KENT STATE*, F3 MARSHALL, F6 at W. Michigan*, F8 at Loyola-Chicago, F13 MIAMI*, F16 at Marshall, F20 at Ball State, F22 at Virginia Tech, F27 TOLEDO*, M2 W. MICHIGAN*, M6 at Bowling Green*.

^Tangerine Bowl (Winter Park, Fla.)

1971-72 (15-11, 7-3 MAC)

MAC Champions

NCAA First Round

Coach: Jim Snyder

Captain: Tom Corde

Table with 3 columns: Year, Opponent, Result. Rows include D1 MUSKINGUM, D4 at Northwestern, D11 #4 OHIO STATE, D15 #12 INDIANA, D20 vs. Michigan^, D21 vs. Detroit^, D23 at Cincinnati, D30 at Marshall, J4 MISSOURI, J8 at Bowling Green*, J12 KENT STATE*, J15 TOLEDO*, J19 VIRGINIA TECH, J22 MIAMI*, J29 at Kent State*, F1 VMI, F5 W. MICHIGAN*, F8 MacMURRAY, F12 at Miami* (OT), F16 MARSHALL, F22 LOYOLA-CHICAGO, F26 at Toledo*, M1 at W. Michigan*, M4 BOWLING GREEN*, M7 at Toledo* (OT), M11 vs. #7 Marquette+.

^Michigan Tourney (Ann Arbor, Mich.); +NCAA Mid-east Regional (Knoxville, Tenn.)

1972-73 (16-10, 6-5 MAC)

Coach: Jim Snyder

Captain: Bill Brown

Table with 3 columns: Year, Opponent, Result. Rows include N25 at Missouri, N28 C. MICHIGAN* (OT), D2 at Youngstown State, D9 at Northwestern, D16 at #15 Indiana, D18 at Loyola-Chicago.



YEAR-BY-YEAR RESULTS

2022-23 MEN'S BASKETBALL

Table with 3 columns: Game ID, Opponent, Score. Includes games D21 through M3.

Table with 3 columns: Game ID, Opponent, Score. Includes games D30 through M6.

Table with 3 columns: Game ID, Opponent, Score. Includes games D18 through M3.

Table with 3 columns: Game ID, Opponent, Score. Includes games D2 through M2.

^Razorback Invitational (Little Rock, Ark.)

^Hall of Fame Tournament (Springfield, Mass.)

^West Virginia Classic (Morgantown, W.Va.)

#Mid-American Conference Tournament

1973-74 (16-11, 11-3)

MAC Champions

NCAA First Round

Coach: Jim Snyder

Captains: Bill Brown, George Green

Table with 3 columns: Game ID, Opponent, Score. Includes games D1 through M9.

+NCAA Midwest Regional (Terre Haute, Ind.)

1974-75 (12-14, 4-10 MAC)

Coach: Dale Bandy

Table with 3 columns: Game ID, Opponent, Score. Includes games N30 through M8.

1975-76 (11-15, 7-9 MAC)

Coach: Dale Bandy

Table with 3 columns: Game ID, Opponent, Score. Includes games N28 through D20.

1976-77 (9-17, 4-12 MAC)

Coach: Dale Bandy

Captain: Cliff Sawyer

Table with 3 columns: Game ID, Opponent, Score. Includes games D1 through M7.

^All-College Tournament (Oklahoma City, Okla.)

1977-78 (13-14, 6-10 MAC)

Coach: Dale Bandy

Table with 3 columns: Game ID, Opponent, Score. Includes games N25 through M4.

^IPTAY Invitational (Clemson, S.C.); -Cajun Classic (Lafayette, La.)

1978-79 (16-11, 10-6 MAC)

Coach: Dale Bandy

Captains: Tim Joyce, Steve Skaggs

Table with 3 columns: Game ID, Opponent, Score. Includes games N30 through D16.

1979-80 (8-18, 5-11 MAC)

Coach: Dale Bandy

Captain: Bill Littlefield

Table with 3 columns: Game ID, Opponent, Score. Includes games D1 through F23.

^Connecticut Classic (Hartford, Conn.)

1980-81 (7-20, 6-10 MAC)

Coach: Danny Nee

Table with 3 columns: Game ID, Opponent, Score. Includes games N29 through M3.

^Fighting Illini Basketball Classic (Champaign, Ill.); #Mid-American Conference Tournament

1981-82 (13-14, 12-6 MAC)

Coach: Danny Nee

Table with 3 columns: Game ID, Opponent, Score. Includes games N28 through N30.

1982-83 (23-9, 12-6 MAC)

MAC Tournament Champions

NCAA Second Round

Coach: Danny Nee

Captains: John Devereaux, Jeff Thomas

Table with 3 columns: Game ID, Opponent, Score. Includes games N26 through M19.

^Joe Lapchick Tournament (Moraga, Calif.); -Fleet Basketball Classic (Providence, R.I.); #Mid-American Conference Tournament; +NCAA Midwest Regional (Tampa, Fla.)

1983-84 (20-8, 14-4 MAC)

Coach: Danny Nee

Table with 3 columns: Game ID, Opponent, Score. Includes games N26 through F18.



YEAR-BY-YEAR RESULTS

2022-23 MEN'S BASKETBALL

Table with 3 columns: Opponent, Result, Score. Includes games like F22 at E. Michigan* W 73-71, F25 TOLEDO* W 59-52, etc.

#Mid-American Conference Tournament (Rockford, Ill.)

1984-85 (22-8, 14-4 MAC) MAC Regular Season Champions MAC Tournament Champions NCAA First Round Coach: Danny Nee

Table with 3 columns: Opponent, Result, Score. Includes games like N24 ST. FRANCIS (Pa.) W 94-84, D1 at #12 Indiana L 73-90, etc.

^McDonald's Classic (Wichita, Kan.); -Utah Basketball Classic (Salt Lake City, Utah); #Mid-American Conference Tournament (Toledo, Ohio); +NCAA Midwest Regional (South Bend, Ind.)

1985-86 (22-8, 14-4 MAC) Postseason NIT Coach: Danny Nee

Table with 3 columns: Opponent, Result, Score. Includes games like N30 CAPITAL W 92-58, D3 MARSHALL W 85-79, etc.

^Carrier Classic (Syracuse, N.Y.); #1986 Mid-American Conference Tournament (Rockford, Ill.); +Postseason NIT

1986-87 (14-14, 7-9 MAC) Coach: Billy Hahn

Table with 3 columns: Opponent, Result, Score. Includes games like N29 TRI-STATE W 97-74, D1 AKRON W 81-79, etc.

Table with 3 columns: Opponent, Result, Score. Includes games like D13 at Bowling Green L 63-75, D17 YOUNGSTOWN STATE W 82-63, etc.

^Rebel Round-Up (Las Vegas, Nev.); #Mid-American Conference Tournament (Toledo, Ohio)

1987-88 (16-14, 9-7 MAC) Coach: Billy Hahn

Table with 3 columns: Opponent, Result, Score. Includes games like N28 OHIO WESLEYAN L 115-122, D30 at Morehead State L 92-99, etc.

#Mid-American Conference Tournament First Round; + Mid-American Conference Tournament (Toledo, Ohio)

1988-89 (12-17, 6-10 MAC) Coach: Billy Hahn

Table with 3 columns: Opponent, Result, Score. Includes games like N26 CAPITAL W 81-67, N29 at UNC Wilmington L 68-75, etc.

^Walsworth Show-Me Classic (Columbia,

Mo.); -due to ineligible player; #Mid-American Conference Tournament First Round; + Mid-American Conference Tournament (Toledo, Ohio)

1989-90 (12-16, 5-11 MAC) Coach: Larry Hunter

Table with 3 columns: Opponent, Result, Score. Includes games like N25 RIDER W 79-60, N28 at Kentucky L 73-76, etc.

^Amana Hawkeye Classic (Iowa City, Iowa); *Volunteer Classic (Knoxville, Tenn.); #Mid-American Conference Tournament (Detroit, Mich.)

1990-91 (16-12, 9-7 MAC) Coach: Larry Hunter

Table with 3 columns: Opponent, Result, Score. Includes games like N26 EVANSVILLE W 75-68, D1 at Rider L 64-82, etc.

^Hoosier Classic (Indianapolis, Ind.); #Mid-American Conference Tournament (Detroit, Mich.)

1991-92 (18-10, 10-6 MAC) Coach: Larry Hunter

Table with 3 columns: Opponent, Result, Score. Includes games like N30 at Youngstown State W 72-62, D4 at #4 Ohio State L 62-78, etc.

Table with 3 columns: Opponent, Result, Score. Includes games like F7 at E. Michigan* W 73-58, F12 TOLEDO* W 61-45, etc.

^US Bank Arena (Cincinnati, Ohio); -Cowboy Classic (Casper, Wyo.); # Mid-American Conference Tournament (Detroit, Mich.)

1992-93 (14-13, 11-7 MAC) Coach: Larry Hunter

Table with 3 columns: Opponent, Result, Score. Includes games like D2 at Ohio State L 61-77, D5 at Robert Morris L 70-72, etc.

^Stanford Tournament (Palo Alto, Calif.); #Mid-American Conference Tournament (Columbus, Ohio)

1993-94 (25-8, 14-4 MAC) MAC Regular Season Champions MAC Tournament Champions NCAA First Round Coach: Larry Hunter

Table with 3 columns: Opponent, Result, Score. Includes games like N30 OHIO DOMINICAN W 84-51, D3 at Nebraska^ L 68-94, etc.

^Ameritas Classic (Lincoln, Neb.); -Big Island Invitational (Hilo, Hawaii); #Mid-American Conference Tournament First Round; +Mid-American Conference Tournament (Columbus, Ohio); !NCAA Midwest Regional (Landover, Md.)



YEAR-BY-YEAR RESULTS

2022-23 MEN'S BASKETBALL

1994-95 (24-10, 13-5 MAC) Preseason NIT Champions Postseason NIT Coach: Larry Hunter
N16 at Ohio State^ W 74-67
N19 at #14 Virginia^ W 94-83
N23 vs. G. Washington^ W 82-76
N25 vs. New Mexico St.^ W 84-80
N30 at #3 Kentucky L 74-79
D2 vs. UC Irvine> W 81-72
D3 at Iowa> L 75-91
D7 OHIO DOMINICAN W 87-57
D13 WRIGHT STATE W 90-56
D17 at Xavier L 71-90
D20 W. VIRGINIA W 84-70
D30 DUQUESNE W 71-58
J4 BALL STATE* W 65-59
J7 at Miami* L 55-64
J11 KENT STATE* W 85-62
J14 BOWLING GREEN* W 70-60
J18 at Toledo* W 73-72
J21 AKRON* W 81-61
J24 at W. Michigan* W 80-68
J28 C. MICHIGAN* W 96-59
F1 at E. Michigan* L 79-85
F4 MIAMI* L 69-80
F8 at Kent State* W 75-64
F12 at Bowling Green* L 68-79
F15 TOLEDO* W 89-62
F18 at Akron* W 75-58
F22 W. MICHIGAN* W 91-77
F25 at C. Michigan* W 78-53
M1 E. MICHIGAN* W 75-60
M4 at Ball State* L 85-96
M7 W. MICHIGAN# W 72-56
M10 vs. E. Michigan+ L 72-78
M16 G. WASHINGTON! W 83-71
M21 at Iowa! L 62-66

^Preseason NIT; +Preseason NIT Finals (New York, N.Y.); >Iowa Hawkeye Classic (Iowa City, Iowa); #Mid-American Conference Tournament First Round; +Mid-American Conference Tournament (Toledo, Ohio); !Postseason NIT

1995-96 (16-14, 11-7 MAC) Coach: Larry Hunter
N22 vs. #10 Iowa^ L 51-78
N23 vs. TCU^ W 86-68
N24 vs. Old Dominion^ (2OT) W 90-89
D6 ILLINOIS STATE L 65-66
D9 XAVIER W 103-72
D12 at Wright State L 77-88
D16 at W. Virginia L 69-94
D20 RIO GRANDE W 97-74
D23 at Duquesne L 80-93
D29 vs. Princeton^ L 60-65
D30 vs. Coppin State- W 94-92
J3 at Ball State* L 54-57
J6 MIAMI* W 65-56
J10 at Kent State* L 68-69
J13 at Bowling Green* L 69-84
J17 TOLEDO* W 70-57
J20 at Akron* W 81-60
J24 W. MICHIGAN* L 59-66
J27 at C. Michigan* W 72-65
J31 #23 E. MICHIGAN* W 82-73
F3 at Miami* L 61-76
F7 KENT STATE* W 69-61
F10 BOWLING GREEN* W 83-67
F14 at Toledo* W 72-60
F17 AKRON* W 73-59
F21 at W. Michigan* L 51-54
F24 C. MICHIGAN* W 76-73
F28 at E. Michigan* L 77-81
M2 BALL STATE* W 87-67
M5 BALL STATE# L 80-86

^Great Alaska Shootout (Anchorage, Alaska); +Pepsi/Oneida Casino Classic (Green Bay, Wisc.); #Mid-American Conference Tournament First Round

1996-97 (17-10, 12-6 MAC) Coach: Larry Hunter
N27 WILMINGTON W 62-48
N30 at W. Virginia L 68-83
D7 at Illinois State L 69-81
D12 at Cal. St. Northridge W 80-73
D14 at #23 UCLA L 61-72
D18 WRIGHT STATE W 74-59
D21 RADFORD W 83-65
D28 DUQUESNE W 85-67
J4 W. MICHIGAN* L 63-64
J9 at Ball State* L 76-86
J11 AKRON* W 67-64

J13 at Kent State* W 72-60
J18 at Miami* L 63-78
J22 TOLEDO* W 82-78
J25 C. MICHIGAN* W 83-68
J29 at Bowling Green* L 59-72
F1 BALL STATE* W 79-58
F3 E. MICHIGAN* W 71-70
F5 at Akron* W 71-67
F8 KENT STATE* W 79-59
F12 at E. Michigan* W 71-62
F15 MIAMI* W 67-65
F17 at Toledo* L 69-80
F22 at C. Michigan* W 100-82
F26 BOWLING GREEN* (OT) W 89-87
M1 at W. Michigan* L 73-82
M4 W. MICHIGAN# L 68-74

#Mid-American Conference Tournament First Round

1997-98 (5-21, 3-15 MAC) Coach: Larry Hunter
N29 at Wright State (OT) W 57-56
D2 at Radford (OT) L 63-72
D5 vs. St. Bonaventure^ L 46-59
D6 vs. Montana State^ L 66-82
D10 at Kent State* L 52-63
D13 at W. Virginia L 63-89
D17 CAL. ST. NORTHRIDGE W 79-77
D20 AKRON* L 55-69
D23 at #22 Rhode Island L 72-85
D30 #6 KENTUCKY L 58-95
J3 at E. Michigan* L 64-85
J5 at Toledo* L 46-57
J8 BALL STATE* L 69-75
J10 N. ILLINOIS* W 73-57
J17 at Marshall* L 73-78
J21 BOWLING GREEN* L 58-71
J24 at Miami* L 58-73
J29 at N. Illinois* L 47-85
J31 at Ball State* L 57-106
F5 C. MICHIGAN* (2OT) W 122-121
F7 W. MICHIGAN* L 68-86
F14 MARSHALL* L 63-72
F18 MIAMI* L 53-85
F21 at Bowling Green* L 60-69
F23 at Akron* L 65-86
F25 KENT STATE* W 76-61

^Marquette Tournament (Milwaukee, Wisc.)

1998-99 (18-10, 12-6 MAC) Coach: Larry Hunter
N28 WILMINGTON W 107-56
D2 BOWLING GREEN* W 64-57
D4 at #11 Syracuse^ W 61-55
D5 vs. Illinois-Chicago^ L 78-69
D8 at Cleveland State L 61-64
D12 RHODE ISLAND L 73-85
D15 at N. Illinois* W 86-58
D17 W. VIRGINIA W 90-72
D22 BALL STATE* W 76-64
D28 at C. Florida W 94-66
D30 at G. Washington L 65-76
J2 C. MICHIGAN* W 78-72
J6 at W. Michigan* W 96-76
J9 at Toledo* L 60-74
J13 E. MICHIGAN* W 79-67
J16 BUFFALO* W 90-50
J20 at Akron* L 87-94
J23 at Bowling Green* W 75-68
J27 at Kent State* L 70-71
J30 MARSHALL* W 86-73
F3 at Miami* L 54-69
F6 at C. Michigan* L 67-70
F13 W. MICHIGAN* W 74-55
F17 at E. Michigan* W 67-57
F20 KENT STATE* L 77-86
F24 AKRON* W 85-64
F27 TOLEDO# W 70-60
M2 vs. Kent State+ L 57-68

^Carrier Classic (Syracuse, N.Y.); #Mid-American Conference Tournament First Round; +Mid-American Conference Tournament (SeaGate Centre - Toledo, Ohio)

1999-2000 (20-13, 11-7 MAC) Coach: Larry Hunter
N20 CLEVELAND STATE W 87-82
N26 vs. Princeton^ W 68-60
N30 G. WASHINGTON W 95-77
D3 vs. Houston- W 73-65
D4 at Iowa- L 66-86
D8 at E. Michigan* L 55-65
D11 at W. Virginia> W 75-64

D13 C. FLORIDA W 77-57
D18 TOLEDO* W 66-57
D22 at Portland L 66-68
D28 vs. Gonzaga< L 55-83
D29 vs. #19 Wake Forest< (2OT) L 68-74
D30 vs. Bradley< W 63-52
J5 at Kent State* (2OT) L 69-73
J8 at Miami* W 57-54
J11 AKRON* L 60-62
J15 at #1 Cincinnati L 59-73
J17 BUFFALO* W 86-71
J20 at C. Michigan* W 93-80
J22 W. MICHIGAN* (OT) L 74-78
J26 BALL STATE* W 64-53
J29 MARSHALL* W 77-53
F3 at N. Illinois* W 76-61
F5 at Bowling Green* L 69-73
F9 C. MICHIGAN* (OT) W 83-77
F12 at Akron* (OT) L 79-81
F14 at Marshall* L 78-72
F21 MIAMI* W 68-65
F23 at Buffalo* W 82-62
F26 KENT STATE* W 81-71
M1 W. MICHIGAN# W 77-52
M5 vs. Ball State+ W 69-68
M6 vs. Kent State+ L 70-67

^at Halifax, Nova Scotia; +Gazette Hawkeye Classic (Iowa City, Iowa); >Charleston, W.Va.; <Outrigger Hotels Rainbow Classic (Honolulu, Hawaii); #FirstEnergy Mid-American Conference Basketball Tournament First Round; +FirstEnergy Mid-American Conference Basketball Tournament (Cleveland, Ohio)

2000-01 (19-11, 12-6 MAC) Coach: Larry Hunter
N22 RIO GRANDE W 91-70
D2 vs. Niagara^ L 77-64
D6 at Virginia L 71-90
D9 at Wisconsin L 46-65
D12 at Duquesne L 89-94
D16 at W. Michigan* L 65-76
D19 W. VIRGINIA W 79-67
D22 at Oakland W 92-85
D29 at Arizona State- W 75-71
D30 vs. Pepperdine- (OT) L 76-78
J3 at Ball State* W 68-58
J8 KENT STATE* W 67-65
J13 MIAMI* (OT) W 62-60
J17 at C. Michigan* L 69-75
J20 AKRON* W 85-67
J23 N. ILLINOIS* W 91-63
J27 at Buffalo* W 83-66
J31 at Toledo* L 53-66
F3 MARSHALL* W 77-71
F7 BOWLING GREEN* L 68-78
F10 E. MICHIGAN* W 94-68
F14 at Akron* W 70-61
F17 at Marshall* L 70-92
F21 BUFFALO* W 86-76
F24 at Kent State* W 69-63
F26 C. MICHIGAN* W 77-64
F28 at Miami* L 72-76
M5 BUFFALO# W 101-78
M8 vs. Toledo+ W 64-63
M9 vs. Miami+ L 61-62

^at Halifax, Nova Scotia; +azcentral.com Classic (Tempe, Ariz.); #FirstEnergy Mid-American Conference Basketball Tournament First Round; +FirstEnergy Mid-American Conference Basketball Tournament (Cleveland, Ohio)

2001-02 (17-11, 11-7 MAC) Coach: Tim O'Shea
N26 at Navy W 80-74
N29 DUQUESNE W 73-60
D5 at DePaul W 77-75
D8 WISCONSIN L 71-77
D12 at St. Bonaventure L 85-97
D15 OAKLAND W 71-70
D27 vs. Long Island^ W 110-57
D28 vs. Vermont^ L 79-91
J2 at N. Illinois* W 88-76
J5 at Akron* W 68-57
J9 W. MICHIGAN* W 86-68
J12 at Kent State* L 56-71
J15 at Buffalo* W 62-61
J19 MIAMI* W 85-61
J22 at E. Michigan* W 80-66
J26 at W. Michigan* L 65-95
J30 AKRON* L 73-74
F2 MARSHALL* W 94-78
F6 at Bowling Green* L 64-80
F9 BALL STATE* W 85-71

F11 at Miami* L 55-79
F13 C. MICHIGAN* W 64-50
F16 at Marshall* W 71-66
F20 at North Carolina W 86-78
F23 KENT STATE* L 67-70
F27 TOLEDO* L 68-69
M2 BOWLING GREEN* W 85-78
M4 C. MICHIGAN# L 56-65

^FIU Holiday Classic (Miami, Fla.); #FirstEnergy Mid-American Conference Basketball Tournament First Round

2002-03 (14-16, 8-10 MAC) Coach: Tim O'Shea
N30 at Providence L 68-91
D2 at Brown W 75-71
D7 at Toledo* L 71-78
D10 at DePaul L 65-73
D13 at Boston Univ. L 57-78
D20 NAVY W 54-52
D23 at Wisconsin L 51-75
D31 ST. BONAVENTURE W 104-101
J4 vs. Kentucky^ L 75-83
J8 AKRON* (4OT) W 112-104
J11 at C. Michigan* L 84-87
J15 N. ILLINOIS* L 61-68
J18 MIAMI* L 65-77
J21 at Buffalo* W 72-66
J28 BOWLING GREEN* (OT) L 60-66
F1 at Marshall* (2OT) W 87-85
F6 at Ball State* L 68-83
F8 BUFFALO* W 61-49
F11 at N. Illinois* L 53-80
F15 KENT STATE* W 74-71
F19 E. MICHIGAN* (OT) L 73-76
F22 W. MICHIGAN* (2OT) W 79-72
F23 at Akron* (OT) L 82-84
F26 VIRGINIA W 78-72
M1 MARSHALL* W 70-65
M5 at Miami* W 64-56
M8 at Kent State* L 62-73
M10 at Akron# W 79-77
M13 vs. Miami+ (OT) W 65-55
M14 vs. Kent State+ L 70-73

^US Bank Arena (Cincinnati, Ohio); #FirstEnergy Mid-American Conference Basketball Tournament First Round; +FirstEnergy Mid-American Conference Basketball Tournament (Cleveland, Ohio)

2003-04 (10-20, 7-11 MAC) Coach: Tim O'Shea
N15 vs. Mercer^ L 64-67
N16 vs. Coppin State^ W 51-47
N17 vs. UC Irvine^ L 60-63
N30 TOLEDO* L 66-72
D3 BOSTON UNIV. (2OT) L 64-67
D6 BROWN W 71-62
D9 DEPAUL L 60-63
D13 at San Francisco L 46-53
D20 at Navy W 63-52
D27 vs. Wisconsin+ L 48-71
J3 at N. Illinois* L 63-73
J7 at Duquesne L 91-96
J10 at Kent State* L 71-80
J14 BUFFALO* W 90-76
J17 N. ILLINOIS* W 80-59
J20 at Akron* L 76-84
J24 at Marshall* L 60-74
J28 at W. Michigan* L 73-96
J31 C. MICHIGAN* W 73-61
F2 MIAMI* (OT) W 67-64
F7 BALL STATE* (OT) W 88-84
F11 at Bowling Green* L 71-81
F14 AKRON* W 83-79
F18 at Miami* (OT) L 63-64
F21 at Butler- (OT) L 63-64
F25 at E. Michigan* L 64-75
F29 MARSHALL* L 68-71
M3 at Buffalo* L 49-77
M6 KENT STATE* W 60-59
M8 at Bowling Green# L 54-56

^BCA Classic (Cincinnati, Ohio - Cintas Center); +Rock-n-Roll Shootout (Cleveland, Ohio); +ESPN BracketBusters; #FirstEnergy Mid-American Conference Basketball Tournament First Round



YEAR-BY-YEAR RESULTS

2022-23 MEN'S BASKETBALL

2004-05 (21-11, 11-7 MAC) MAC Tournament Champions NCAA First Round Coach: Tim O'Shea Captain: Terren Harbut

2007-08 (20-13, 9-7 MAC) Coach: Tim O'Shea Captains: Jerome Tillman, Leon Williams

^NABC Classic (Louisville, Ky.); ^ASU Classic (Tempe, Ariz.); #in Cleveland, Ohio; %ESPNU BracketBusters; +FirstEnergy Mid-American Conference Basketball Tournament (Cleveland, Ohio)

^FIU Holiday Classic (Miami, Fla.); -ESPN BracketBusters; #FirstEnergy Mid-American Conference Basketball Tournament First Round; +FirstEnergy Mid-American Conference Basketball Tournament (Cleveland, Ohio); INCAA Tournament First Round (Nashville, Tenn.)

2005-06 (19-11, 10-8 MAC) Coach: Tim O'Shea Captains: Mychal Green, Jeff Halbert

2007-08 (20-13, 9-7 MAC) Coach: Tim O'Shea

2008-09 (15-17, 7-9 MAC) Coach: John Groce Captains: Michael Allen, Justin Orr, Jerome Tillman

•Outrigger Rainbow Classic (Honolulu, Hawaii); #in Kansas City, Mo.; %ESPNU BracketBusters; +FirstEnergy Mid-American Conference Basketball Tournament (Cleveland, Ohio); ^College Basketball Invitational

^at US Bank Arena (Cincinnati, Ohio); -ESPN BracketBusters; #FirstEnergy Mid-American Conference Basketball Tournament First Round; +FirstEnergy Mid-American Conference Basketball Tournament (Cleveland, Ohio)

2006-07 (19-13, 9-7 MAC) Coach: Tim O'Shea Captains: Matt Annen, Whitney Davis, Stephen King, Sonny Troutman

2008-09 (15-17, 7-9 MAC) Coach: John Groce Captains: Michael Allen, Justin Orr, Jerome Tillman

2009-10 (22-15, 7-9 MAC) MAC Tournament Champions NCAA Second Round Coach: John Groce Captains: Kenneth van Kempen

•Marques Maybin Classic (Louisville, Ky.); %ESPNU BracketBusters; +FirstEnergy Mid-American Conference Basketball Tournament (Cleveland, Ohio)

2010-11 (19-16, 9-7 MAC) Coach: John Groce Captains: Tommy Freeman, Asown Sayles, Adetunji Adedipe

•(Charleston, W. Va.); %ESPNU BracketBusters; #FirstEnergy Mid-American Conference Basketball Tournament First Round; +FirstEnergy Mid-American Conference Basketball Tournament (Cleveland, Ohio); INCAA Tournament First and Second Round (Providence, R.I.)

2011-12 (29-8, 11-5 MAC) MAC Tournament Champions NCAA Regional Semifinals Coach: John Groce Captains: Walter Offutt, D.J. Cooper, David McKinley, Nick Kellogg

^Las Vegas Invitational; %ESPNU BracketBusters; +First Energy Mid-American Conference Basketball Tournament (Cleveland, Ohio); ! 2011 College Insider Tournament

2012-13 (24-10, 14-2 MAC) MAC Regular Season Co-Champions NIT First Round Coach: Jim Christian Captains: David McKinley, Walter Offutt

%ESPNU BracketBusters; +First Energy Mid-American Conference Basketball Tournament (Cleveland, Ohio); !2012 NCAA Tournament Second and Third Round (Nashville, Tenn.) ^2012 NCAA Regional Semifinals (St. Louis, Mo.)



2022-23 MEN'S BASKETBALL

Year-By-Year Results

Table with 4 columns: Year, Opponent, Result, Score. Includes games from 2019-20 to 2021-22.

%ESP BracketBusters; +First Energy Mid-American Conference Tournament (Cleveland, Ohio); ! National Invitation Tournament

2013-14 (25-12, 11-7 MAC)

CIT Quarterfinals

Coach: Jim Christian

Table with 4 columns: Year, Opponent, Result, Score. Includes games from 2013-14 to 2021-22.

#Barbasol MAC Tournament First Round (Athens, Ohio) +Barbasol MAC Tournament (Cleveland, Ohio) !College Insider Tournament (Athens, Ohio)

2014-15 (10-20, 5-13 MAC)

Coach: Saul Phillips

Table with 4 columns: Year, Opponent, Result, Score. Includes games from 2014-15 to 2021-22.

#Hawaiian Airlines Classic (Honolulu, HI) +MAC Tournament (Cleveland, Ohio)

2015-16 (23-12, 11-7 MAC)

CBI Semifinals

Coach: Saul Phillips

Table with 4 columns: Year, Opponent, Result, Score. Includes games from 2015-16 to 2021-22.

#Exhibition Game

%U.S. Virgin Islands Paradise Jam

+MAC Tournament (Cleveland, Ohio)

!College Basketball Invitational (Athens, Ohio)

2016-17 (19-10, 11-7 MAC)

Coach: Saul Phillips

Table with 4 columns: Year, Opponent, Result, Score. Includes games from 2016-17 to 2021-22.

#Exhibition Game

+MAC Tournament (Cleveland, Ohio)

2017-18 (14-17, 7-11 MAC)

Coach: Saul Phillips

Table with 4 columns: Year, Opponent, Result, Score. Includes games from 2017-18 to 2021-22.

Table with 4 columns: Year, Opponent, Result, Score. Includes games from 2017-18 to 2021-22.

#Exhibition Game

+MAC Tournament (Cleveland, Ohio)

2018-19 (14-17, 6-12 MAC)

Coach: Saul Phillips

Table with 4 columns: Year, Opponent, Result, Score. Includes games from 2018-19 to 2021-22.

#Exhibition Game

+MAC Tournament

OHIO IN THE NATIONAL RANKINGS

Table with 2 columns: Year, National Ranking. Lists rankings from 1959-60 to 2011-12.



2022-23 MEN'S BASKETBALL

2019-20 (17-15, 8-10 MAC)

Coach: Jeff Boals

Table with columns: Date, Opponent, Result, Score. Includes games like CAPITAL# W 73-49, at St. Bonaventure W 65-53, HEIDELBERG W 88-50, etc.

Table with columns: Date, Opponent, Result, Score. Includes games like at Western Michigan^ W 59-47, at Akron^ W 69-63, KENT STATE^ W 80-72, etc.

#Exhibition Game
^ MAC Game
* MAC Tournament
\$ College Basketball Invitational

#Exhibition Game

^ 2019 Myrtle Beach Invitational

* MAC Game

+MAC Tournament

\$ Game and Remainder of tournament cancelled due to Covid-19

2020-21 (17-8, 9-5 MAC)

Coach: Jeff Boals

Table with columns: Date, Opponent, Result, Score. Includes games like vs. Chicago State^ W 84-61, vs. North Carolina A&T^ W 84-72, vs. #3 Illinois^ L 77-75, etc.

^ Illinois MTE

* MAC Game

+MAC Tournament

\$ NCAA Tournament First Round

NCAA Tournament Second Round

2021-22 (25-10, 14-6 MAC)

Coach: Jeff Boals

Table with columns: Date, Opponent, Result, Score. Includes games like Capital# W 92-66, BELMONT W 92-80, at Cleveland St. W 67-56, etc.



Rankings/Overtime Games

2022-23 MEN'S BASKETBALL

Games vs. Ranked Opponents (on record)

3/11/60	vs. #13 Georgia Tech	L, 57-54
12/1/60	#1 OHIO STATE	L, 85-64
12/16/60	at #7 St. John's	L, 78-50
12/8/62	at #9 St. Bonaventure	L, 75-60
12/29/62	at #1 Cincinnati	L, 73-43
1/21/63	#2 LOYOLA-CHICAGO	L, 80-72
2/27/63	#5 LOYOLA-CHICAGO	L, 114-94
3/13/64	vs. #4 Kentucky	W, 85-69
3/14/64	vs. #2 Michigan	L, 69-57
12/11/67	at #7 Purdue	L, 78-66
11/30/68	at #12 Ohio State	L, 85-77
12/14/68	at #13 Purdue	L, 100-89
12/6/69	at #13 Purdue	W, 80-79
12/13/69	at #16 Ohio State	W, 82-80
3/7/70	vs. #15 Notre Dame	L, 112-82
12/18/70	at #13 Indiana	L, 97-88
12/11/71	#4 OHIO STATE	W, 79-68
12/15/71	#12 INDIANA	W, 79-70
3/11/72	vs. #7 Marquette	L, 71-41
12/16/72	at #15 Indiana	L, 89-68
12/21/73	at #1 UCLA	L, 110-63
12/22/73	at #16 USC	L, 80-68
3/9/74	vs. #3 Marquette	L, 85-59
12/1/79	at #4 Ohio State	L, 78-51
12/26/80	at #18 Illinois	L, 84-54
11/27/82	vs. #19 St. John's	L, 62-52
3/19/83	vs. #12 Kentucky	L, 52-40
11/30/83	at #16 DePaul	L, 69-45
12/1/84	at #12 Indiana	L, 90-73
3/14/85	vs. #13 Kansas	L, 49-38
12/14/85	at #1 N. Carolina	L, 99-57
12/19/86	at #1 UNLV	L, 105-81
12/17/88	at #10 Missouri	L, 113-85
3/10/89	vs. #19 Ball State	L, 62-46
12/28/90	vs. #5 Indiana	L, 102-64
12/4/91	at #4 Ohio State	L, 78-62
12/23/91	vs. #17 Kentucky	L, 73-63
12/29/93	vs. #14 Connecticut	W, 85-76
3/18/94	vs. #18 Indiana	L, 84-72
11/19/94	at #14 Virginia	W, 94-83
11/30/94	at #3 Kentucky	L, 79-74
11/22/95	vs. #10 Iowa	L, 78-51
1/31/96	#23 E. MICHIGAN	W, 82-73
12/14/96	at #23 UCLA	L, 72-61
12/23/97	at #22 Rhode Island	L, 85-72
12/30/97	#6 KENTUCKY	L, 95-58
12/4/98	at #11 Syracuse	W, 61-55
12/29/99	vs. #19 Wake Forest	L, 74-68
1/15/00	at #1 Cincinnati	L, 73-59
12/30/05	vs. #18 Kentucky	L, 71-63
12/15/07	at #3 Kansas	L, 88-51
12/7/08	at #11 Louisville	L, 91-56
12/10/08	at #9 Xavier	L, 78-56
3/18/10	vs. #15 Georgetown	W, 97-83
3/20/10	vs. #14 Tennessee	L, 83-68
11/26/10	vs. #6 Kansas	L, 98-41
11/25/11	at #7 Louisville	L, 59-54
3/16/12	vs. #14 Michigan	W, 65-60
3/23/12	vs. #5 North Carolina	L, 73-65 (OT)
2/27/13	#24 AKRON	L, 88-81 (OT)
11/12/13	at #10/9 Ohio State	L, 79-69
12/18/13	#22/20 MASSACHUSETTS	L, 83-71
12/20/18	at #13 Purdue	L, 95-67
2/19/19	at #25 Buffalo	L, 114-67
3/5/19	#19 BUFFALO	L, 82-79
11/16/19	at #10 Villanova	L, 78-54
11/21/19	vs. #24 Baylor	L, 76-53
11/27/20	vs. #3 Illinois	L, 77-75
3/20/21	vs. #16 Virginia	W, 62-58
3/22/21	vs. #17 Creighton	L, 72-58
11/19/21	vs. #13 Kentucky	L, 77-59

Overall Record vs. Top 25: 12-59 (.169); vs. #1: 0-7 (.000); vs. Top 5: 2-16 (.111)
 vs. Top 10: 2-28 (.069); vs. Top 15: 10-38 (.195); vs. Top 20: 10-49 (.169); at home: 3-7 (.300);
 away: 4-31 (.121); neutral: 5-20 (.154)

Overtime Games (on record)

1932-33	at Cincinnati	W, 32-28
1944-45	at Denison	L, 57-53
1/25/58	MARSHALL	L, 81-78
2/15/58	BOWLING GREEN	W, 84-82
12/20/58	at Cornell	W, 58-54
1/13/59	at Miami	L, 56-54
2/2/59	at Toledo	L, 79-67
1/28/61	at W. Michigan	W, 78-76
2/11/61	KENT STATE	W, 102-92
1963-64	at Bowling Green	W, 88-79
1963-64	TOLEDO	W, 82-76
3/10/64	vs. Louisville	W, 71-69
2/5/66	BOWLING GREEN (2)	W, 95-87
12/7/66	at Indiana	W, 91-90

1/7/67	at W. Michigan	L, 72-70
1/18/69	at Toledo	W, 92-86
1/25/69	KENT STATE	W, 75-72
2/5/69	TOLEDO	W, 98-95
3/1/69	at Bowling Green	W, 95-88
12/12/70	at Missouri (2)	L, 91-83
2/12/72	at Miami	W, 69-66
3/7/72	at Toledo	W, 69-67
11/28/72	C. MICHIGAN	W, 86-84
12/29/72	vs. S. Illinois	W, 78-77
1/13/73	MIAMI	L, 80-79
2/23/74	C. MICHIGAN	W, 79-78
1/15/75	MIAMI (2)	W, 92-90
2/2/76	LOYOLA-CHICAGO	L, 86-82
12/18/76	at Cleveland State	W, 93-83
2/5/77	at Bowling Green	W, 69-68
2/9/77	TOLEDO (2)	L, 75-74
2/1/78	LOYOLA-CHICAGO	W, 86-80
1/20/79	BOWLING GREEN	L, 79-77
1/22/79	ST. BONAVENTURE	L, 74-71
2/3/79	at Kent State	W, 85-84
2/26/79	ROBERT MORRIS	W, 79-74
12/5/79	CANISIUS	W, 87-82
2/9/80	C. MICHIGAN	W, 67-66
1/6/82	BOWLING GREEN	L, 68-65
1/16/82	at N. Illinois	W, 69-67
3/2/82	at N. Illinois	L, 70-68
12/11/82	vs. Rhode Island	W, 67-65
12/15/82	at Niagara	L, 71-69
2/14/83	at DePaul (2)	W, 63-62
2/19/86	at Miami	W, 80-79
2/4/87	TOLEDO	W, 72-70
2/22/89	at Bowling Green	L, 73-68
12/28/91	at Wyoming	L, 70-65
1/25/92	MIAMI (3)	L, 91-86
2/19/92	BALL STATE	W, 73-70
2/25/92	W. MICHIGAN	W, 82-81
12/8/92	at Kansas State	L, 73-72
2/3/93	at E. Michigan	W, 81-74
3/11/93	vs. Toledo	L, 85-84
12/14/93	at Duquesne	L, 79-74
12/24/95	vs. Old Dominion (2)	W, 90-89
2/26/97	BOWLING GREEN	W, 89-87
11/29/97	at Wright State	W, 57-56
12/2/97	at Radford	L, 72-63
2/5/98	C. MICHIGAN (2)	W, 122-121
12/29/99	vs. Wake Forest (2)	L, 74-68
1/5/00	at Kent State (2)	L, 73-69
1/22/00	W. MICHIGAN	L, 78-74
2/9/00	C. MICHIGAN	W, 83-77
2/12/00	at Akron	L, 81-79
12/30/00	vs. Pepperdine	L, 78-76
1/13/01	MIAMI	W, 62-60
1/8/03	AKRON (4)	W, 112-104
1/28/03	BOWLING GREEN	L, 66-60
2/1/03	at Marshall (2)	W, 87-85
2/19/03	E. MICHIGAN	L, 76-73
2/22/03	W. MICHIGAN (2)	W, 79-72
2/23/03	at Akron	L, 84-82
3/13/03	vs. Miami	W, 66-65
12/3/03	BOSTON UNIV. (2)	L, 67-64
2/2/04	MIAMI	W, 67-64
2/7/04	BALL STATE	W, 88-84
2/18/04	at Miami	L, 64-63
2/21/04	at Butler	L, 64-63
12/28/04	at Florida International	L, 74-73
3/12/05	vs. Buffalo	W, 80-79
2/4/06	at Bowling Green (2)	W, 93-90
12/2/06	MARSHALL	W, 84-78
1/14/07	at Kent State	L, 67-65
1/21/07	at Miami	L, 72-69
2/6/07	at W. Michigan	W, 78-73
1/20/09	AKRON	W, 70-65
1/31/10	BALL STATE	L, 67-66
2/4/10	at Toledo	W, 65-58
2/14/10	at Akron (2)	L, 91-81
3/7/10	at Ball State	W, 85-77
3/13/10	vs. Akron	W, 81-75
12/18/10	at St. Bonaventure (4)	L, 112-107
1/2/11	ROBERT MORRIS	L, 79-76
1/9/11	MIAMI (3)	L, 92-88
2/19/11	at Winthrop	W, 77-74
2/26/11	at Kent State	W, 88-87
3/10/11	vs. Ball State	L, 76-73
11/15/11	vs. Lamar	W, 85-78
2/23/12	vs. #5 North Carolina	L, 73-65
2/16/13	KENT STATE	W, 78-75
2/27/13	#24 AKRON	L, 88-81
12/22/13	at Richmond	W, 70-69
1/12/14	AKRON (2)	L, 83-80
2/1/14	TOLEDO	W, 95-90
3/8/14	at Miami	W, 82-76
12/18/14	at Evansville	L, 81-69
2/27/16	BUFFALO	W, 103-96
3/16/16	ALBANY	W, 94-90
11/19/17	vs. Indiana State (4)	W, 96-94
12/16/17	at Marshall	L, 99-96
2/3/18	C. MICHIGAN	L, 101-98
2/17/18	MIAMI	W, 92-87



All-Time Series Records

2022-23 MEN'S BASKETBALL

SCHOOL	G	W-L	PCT.	FIRST	LAST	SCHOOL	G	W-L	PCT.	FIRST	LAST
Akron	88	42-46	.477	1911-12	2021-22	Canton Pure Oils	1	0-1	.000	1922-23	1922-23
Akron Firestone	2	1-1	.500	1922-23	1923-24	Canton Semipros	1	0-1	.000	1933-34	1933-34
Akron Goodyear	6	0-6	.000	1928-29	1936-37	Canton Sinclair Oil	1	0-1	.000	1923-24	1923-24
Alabama A&M	2	2-0	1.000	2013-14	2017-18	Capital	11	8-3	.727	1907-08	1988-89
Albany	1	1-0	1.000	2015-16	2015-16	Carnegie Tech	1	0-1	.000	1910-11	1910-11
Albilene Christian	1	0-1	.000	2021-22	2021-22	Case Tech	4	4-0	1.000	1936-37	1956-57
Alcorn State	1	1-0	1.000	2014-15	2014-15	CCNY	1	1-0	1.000	1940-41	1940-41
Allegheny	2	0-2	.000	1915-16	1915-16	Cedarville	2	2-0	1.000	1950-51	1950-51
American	2	1-1	.500	2004-05	2005-06	Central Florida	2	2-0	1.000	1998-99	1999-00
Anderson	1	1-0	1.000	1986-87	1986-87	Central Michigan	83	50-33	.602	1972-73	2021-22
Antioch	2	2-0	1.000	1913-14	1916-17	Centre	1	1-0	1.000	1927-28	1927-28
Appalachian State	2	2-0	1.000	1991-92	2014-15	Chaminade	1	1-0	1.000	1993-94	1993-94
Arizona	1	1-0	1.000	1955-56	1955-56	Charleston (W.Va.)	6	5-1	.833	1980-81	1992-93
Arizona State	2	2-0	1.000	1956-57	2000-01	Chicago State	1	1-0	1.000	2020-21	2020-21
Arkansas-Pine Bluff	2	2-0	1.000	2014-15	2015-16	Cincinnati	77	39-38	.506	1907-08	2006-07
Arkansas State	1	1-0	1.000	2011-12	2011-12	Cincinnati YMCA	2	0-2	.000	1926-27	1927-28
Army	2	1-1	.500	1963-64	1968-69	Clemson	1	0-1	.000	2017-18	2017-18
Athens H.S.	1	1-0	1.000	1920-21	1920-21	Cleveland State	15	13-2	.867	1972-73	2021-22
Auburn	1	0-1	.000	1990-91	1990-91	Colorado State	2	2-0	1.000	1990-91	1991-92
Austin Peay	4	3-1	.750	1956-57	2018-19	Concordia (Mich.)	1	1-0	1.000	2021-22	2021-22
Avalon Collegians	1	0-1	.000	1915-16	1915-16	Connecticut	2	1-1	.500	1979-80	1993-94
Baldwin-Wallace	11	9-2	.818	1914-15	1956-57	Coppin State	3	3-0	1.000	1995-96	2017-18
Ball State	89	53-36	.595	1934-35	2021-22	Cornell	4	3-1	.750	1930-31	2007-08
Baltimore	1	1-0	1.000	1939-40	1939-40	Coshocton Clothiers	3	0-3	.000	1933-34	1935-36
Baylor	1	0-1	.000	2019-20	2019-20	Creighton	2	0-2	.000	1962-63	2020-21
Bellarmino	1	1-0	1.000	2006-07	2006-07	Cumberland	1	1-0	1.000	1933-34	1933-34
Belmont	3	1-2	.333	2012-13	2021-22	Davidson	3	0-3	.000	1964-65	2006-07
Beloit	1	0-1	.000	1951-52	1951-52	Dayton	35	21-14	.600	1912-13	2017-18
Bethany	1	1-0	1.000	1907-08	1907-08	Delaware	4	3-1	.750	2007-08	2010-11
Binghamton	1	1-0	1.000	2004-05	2004-05	Denison	37	11-26	.297	1909-10	1963-64
Bliss	20	17-3	.850	1922-23	1938-39	Denver	1	0-1	.000	2012-13	2012-13
Bluffton	1	1-0	1.000	1987-88	1987-88	DePaul	11	4-7	.363	1931-32	2014-15
Boston University	4	0-4	.000	1987-88	2003-04	DePauw	2	1-1	.500	1930-31	1965-67
Bowling Green	152	70-82	.461	1921-22	2021-22	Detroit Mercy	5	4-1	.800	1971-72	2019-20
Bradley	4	2-2	.500	1980-81	2007-08	Dover All-Stars	1	0-1	.000	1923-24	1923-24
Broadus	1	1-0	1.000	1930-31	1930-31	Drexel	1	1-0	1.000	1988-89	1988-89
Brooklyn	2	2-0	1.000	1982-83	1983-84	Duke	1	0-1	.000	1983-84	1983-84
Brown	4	4-0	1.000	1965-66	2007-08	Duquesne	13	7-6	.538	1939-40	2004-05
Bryant	1	1-0	1.000	2016-17	2016-17	East Carolina	2	0-2	.000	1980-81	1981-82
Bucknell	2	2-0	1.000	2007-08	2008-09	Eastern Kentucky	5	4-1	.800	1984-85	2009-10
Buffalo	54	35-19	.648	1929-30	2021-22	Eastern Michigan	81	55-26	.679	1972-73	2021-22
Buffalo Germans	1	0-1	.000	1915-16	1915-16	East Liverpool	1	1-0	1.000	1932-33	1932-33
Butler	10	2-8	.200	1946-47	2004-05	East Tennessee State	2	0-2	.000	1956-57	2010-11
Capital	1	1-0	1.000	2017-18	2017-18	Elmira	1	1-0	1.000	1929-30	1929-30
Cal. St. Fullerton	1	0-1	.000	1979-80	1979-80	Elon	1	1-0	1.000	2009-10	2009-10
Cal. St. Northridge	2	2-0	1.000	1996-97	1997-98	Evansville	6	3-3	.500	1940-41	2014-15
Camp Sherman	1	1-0	1.000	1920-21	1920-21	Fairfield	3	1-2	.333	1973-74	1975-76
Campbell	2	1-1	.500	2018-19	2019-20	Findlay	1	1-0	1.000	1941-42	1941-42
Canisius	3	1-2	.333	1961-62	1980-81	Florida	3	1-2	.333	1926-27	2004-05
						Florida Gulf Coast	2	1-1	.500	2014-15	2015-16



2022-23 MEN'S BASKETBALL

All-Time Series Records

Florida International	2	1-1	.500	2004-05	2018-19	Loyola-Chicago	21	10-11	.476	1954-56	1978-79
Florida Southern	1	1-0	1.000	1964-65	1964-65	Loyola-Marymount	1	0-1	.000	2018-19	2018-19
Florida State	3	1-2	.333	1957-58	2015-16	Loyola (Md.)	1	1-0	1.000	1981-82	1981-82
Fordham	1	1-0	1.000	1989-90	1989-90	LSU	1	0-1	.000	2021-22	2021-22
Fresno State	1	1-0	1.000	1969-70	1969-70	MacMurray	3	3-0	1.000	1966-67	1971-72
Gannon	2	2-0	1.000	1944-45	1953-54	Manchester	4	0-4	.000	1926-27	1927-28
Geneva	1	1-0	1.000	1922-23	1922-23	Manhattan	1	1-0	1.000	1983-84	1983-84
George Mason	2	1-1	.500	2007-08	2008-09	Mansfield Lumbermen	1	1-0	1.000	1925-26	1925-26
Georgetown	1	1-0	1.000	2009-10	2009-10	Mansfield Pets	1	1-0	1.000	1925-26	1925-26
Georgetown (Ky.)	1	1-0	1.000	1955-56	1955-56	Marietta	93	75-18	.806	1909-10	2014-15
George Washington	6	3-3	.500	1938-39	2014-15	Marion Eagles	1	0-1	.000	1928-29	1928-29
Georgia Tech	2	1-1	1.000	1959-60	2016-17	Marion Isley Dairy	1	1-0	1.000	1923-24	1923-24
Glenville (W.Va.) St.	1	1-0	1.000	1936-37	1936-37	Marist	2	2-0	1.000	2005-06	2006-07
Gonzaga	1	0-1	.000	1999-00	1999-00	Marquette	3	0-3	.000	1971-72	1981-82
Grambling	1	1-0	1.000	1977-78	1977-78	Marshall	106	57-49	.538	1920-21	2021-22
Great Lakes	1	0-1	.000	1941-42	1941-42	Maryland	3	1-2	.333	1981-82	2017-18
Green Bay	1	1-0	1.000	1981-82	1981-82	Md Eastern Shore	1	1-0	1.000	2012-13	2012-13
Hamilton YMCA	1	1-0	1.000	1927-28	1927-28	Massachusetts	3	0-3	.000	1975-76	2013-14
Heidelberg	9	7-2	.750	1912-13	2019-20	Memphis	1	0-1	.000	2012-13	2012-13
Hiram	5	2-3	.400	1909-10	1924-25	Mercer	3	2-1	.667	1990-91	2013-14
Hofstra	2	2-0	1.000	1985-86	1986-87	Miami	210	116-94	.552	1907-08	2021-22
Holy Cross	2	1-1	.500	2007-08	2008-09	Miami (Fla.)	2	1-1	.500	1965-66	1969-70
Houston	1	1-0	1.000	1999-00	1999-00	Michigan	4	1-3	.250	1963-64	2011-12
Idaho	1	0-1	.000	1967-68	1967-68	Michigan State	1	0-1	.000	1931-32	1931-32
Illinois	5	0-5	.000	1953-54	2020-21	Middle Tennessee State	3	3-0	1.000	1958-59	2019-20
Illinois-Chicago	3	1-2	.333	1980-81	1998-99	Milwaukee	1	1-0	1.000	2016-17	2016-17
Illinois State	6	4-2	.667	1970-71	2010-11	Minnesota	2	0-2	.000	1966-67	1967-68
Indiana	14	5-9	.357	1955-56	1993-94	Missouri	5	1-4	.200	1970-71	1988-89
Indiana State	2	2-0	1.000	2008-09	2017-18	Mondmauk-Mills	2	1-1	.500	1923-24	1925-26
Indiana Tech	1	1-0	1.000	2015-16	2015-16	Montana State	1	0-1	.000	1997-98	1997-98
Iona	4	2-2	.500	2016-17	2019-20	Morehead State	25	18-7	.708	1948-49	2019-20
Iowa	6	1-5	.167	1962-63	1999-00	Morgan State	2	2-0	1.000	2011-12	2013-14
IUPUI	2	1-1	.500	2009-10	2010-11	Mount Union	9	3-6	.333	1916-17	1949-50
Jackson State	1	1-0	1.000	2015-16	2015-16	Mount St. Mary's	2	2-0	1.000	2017-18	2021-22
Kansas	3	0-3	.000	1984-85	2010-11	Muskingum	36	26-10	.722	1910-11	1971-72
Kansas State	1	0-1	.000	1992-93	1992-93	Navy	6	5-1	.833	1985-86	2004-05
Kennessaw State	1	1-0	1.000	2011-12	2011-12	Nebraska	4	0-4	.000	1957-58	2014-15
Kent State	153	97-56	.634	1949-50	2021-22	Nelsonville YMCA	1	1-0	1.000	1925-26	1925-26
Kentucky	16	1-15	.063	1943-44	2021-22	New Lexington	1	1-0	1.000	1924-25	1924-25
Kentucky Wesleyan	1	1-0	1.000	1957-58	1957-58	New Mexico State	3	2-1	.667	1994-95	2007-08
Kenyon	22	13-9	.591	1907-08	1924-25	New Philadelphia	1	0-1	.000	1928-29	1928-29
Lake Forest	1	0-1	.000	1951-52	1951-52	Newark Pure Oils	1	0-1	.000	1933-34	1933-34
Lamar	3	2-1	.667	2008-09	2011-12	Niagara	4	2-2	.500	1958-59	2000-01
Lancaster Petty Shoes	2	0-2	.000	1922-23	1924-25	Norfolk State	2	2-0	1.000	2010-11	2015-16
La Salle	2	2-0	1.000	1985-86	1993-94	North Carolina	3	1-2	.333	1985-86	2011-12
Lockbourne AFB	1	1-0	1.000	1944-45	1944-45	North Carolina A&T	4	4-0	1.000	2006-07	2020-21
Long Island	2	1-1	.500	1940-41	2001-02	Northern Illinois	60	37-23	.617	1964-65	2021-22
Longwood	1	1-0	1.000	2013-14	2013-14	Northern Iowa	2	2-0	1.000	2011-12	2013-14
Louisiana-Lafayette	2	1-1	.500	1977-78	2007-08	North Texas	1	1-0	1.000	1990-91	1990-91
Louisville	13	3-10	.231	1946-47	2011-12	Northwestern	13	5-8	.385	1964-65	1976-77



2022-23 MEN'S BASKETBALL

All-Time Series Records

Northwestern Ohio	1	1-1	1.000	2017-18	2017-18	Scranton	2	2-0	1.000	1938-39	1939-40
Notre Dame	3	1-2	.333	1959-60	1969-70	Seattle	2	1-1	.500	1965-66	1967-68
Oakland	6	4-2	.667	2000-01	2013-14	Seton Hall	1	1-0	1.000	1970-71	1970-71
Oberlin	6	2-4	.333	1914-15	1925-26	Shippensburg	1	1-0	1.000	2005-06	2005-06
Ohio Dominican	3	3-0	1.000	1993-94	2015-16	Siena	1	1-0	1.000	1983-84	1983-84
Ohio Northern	9	9-0	1.000	1914-15	1924-25	South Carolina Upstate	1	1-0	1.000	2021-22	2021-22
Ohio State	20	4-16	.200	1925-26	2013-14	South Dakota	1	1-0	1.000	1960-61	1960-61
Ohio Valley	1	1-0	1.000	2009-10	2009-10	Southern	1	1-0	1.000	2016-17	2016-17
Ohio Wesleyan	76	38-38	.500	1910-11	1987-88	Southern California	1	0-1	.000	1973-74	1973-74
Oklahoma	1	0-1	.000	2012-13	2012-13	Southern Illinois	4	3-1	.750	1958-59	1972-73
Oklahoma City	1	0-1	.000	1976-77	1976-77	Southern Methodist	1	0-1	.000	1977-78	1977-78
Old Dominion	1	1-0	1.000	1995-96	1995-96	South Florida	3	2-1	.667	1974-75	2018-19
Otterbein	17	14-3	.824	1908-09	1975-76	Stanford	1	1-0	1.000	1992-93	1992-93
Parkersburg YMCA	2	2-0	1.000	1907-08	1907-08	Starling-O.M.U.	1	1-0	1.000	1907-08	1907-08
Penn State	2	2-0	1.000	1973-74	1974-75	Stetson	2	2-0	1.000	1978-79	2021-22
Pennsylvania	1	1-0	1.000	1983-84	1983-84	Stewart AFB	1	1-0	1.000	1959-60	1959-60
Pepperdine	1	0-1	.000	2000-01	2000-01	Syracuse	2	1-1	.500	1929-30	1998-99
Pittsburgh	4	1-3	.250	1952-53	2009-10	Syracuse Collegians	1	0-1	.000	1921-22	1921-22
Portland	4	3-1	.750	1967-68	2012-13	TCU	2	2-0	1.000	1977-78	1995-96
Prarie View	1	1-0	1.000	2017-18	2017-18	Temple	2	0-2	.000	2007-08	2010-11
Presbyterian (Tenn.)	1	1-0	1.000	1923-24	1923-24	Tennessee	5	2-3	.400	1925-26	2009-10
Princeton	2	1-1	.500	1995-96	1999-00	Tennessee-Martin	1	1-0	1.000	2011-12	2011-12
Providence	2	1-1	.500	1982-83	2002-03	Tennessee State	1	1-0	1.000	2015-16	2015-16
Purdue	8	2-6	.250	1964-65	2019-20	Tennessee Tech	2	2-0	1.000	2016-17	2019-20
Purdue Northwest	1	1-0	1.000	2020-21	2020-21	Texas	1	0-1	.000	1969-70	1969-70
Radford	5	4-1	.800	1981-82	2018-19	Texas A&M Corpus Christi	1	1-0	1.000	2010-11	2010-11
Rhode Island	6	3-3	.500	1977-78	2006-07	Toledo	134	70-64	.522	1931-32	2021-22
Richmond	2	2-0	1.000	2012-13	2013-14	Tri-State	1	1-0	1.000	1986-87	1986-87
Rice	1	1-0	1.000	2021-22	2021-22	Tulane	1	1-0	1.000	1976-77	1976-77
Rider	2	1-1	.500	1989-90	1990-91	Tulsa	3	1-2	.333	2008-09	2015-16
Rio Grande	6	6-0	1.000	1925-26	2019-20	UC Irvine	2	1-1	.500	1994-95	2003-04
Robert Morris	11	5-6	.455	1978-79	2021-22	UC Riverside	1	1-0	1.000	2015-16	2015-16
Rochester Collegians	1	0-1	.000	1921-22	1921-22	UCLA	2	0-2	.000	1973-74	1996-97
Rollins	2	2-0	1.000	1970-71	1991-92	UNC Asheville	2	2-0	1.000	2011-12	2013-14
St. Bonaventure	13	5-8	.384	1962-63	2019-20	UNC Greensboro	1	1-0	1.000	2015-16	2015-16
St. Francis (N.Y.)	2	2-0	1.000	2007-08	2008-09	UNC Wilmington	6	5-1	.833	1980-81	2014-15
St. Francis (Pa.)	11	10-1	.910	1959-60	2021-22	University of Charleston	5	5-0	1.000	1946-47	1958-59
St. Ignatius	1	1-0	1.000	1922-23	1922-23	UNLV	1	0-1	.000	1986-87	1986-87
St. John's (N.Y.)	5	2-3	.400	1945-46	2007-08	Urbana	1	1-0	1.000	2016-17	2016-17
St. Joseph's (Pa.)	4	3-1	.750	1938-39	2006-07	Utah	2	0-2	.000	1973-74	2019-20
St. Lawrence	1	0-1	.000	1910-11	1910-11	Utah State	1	1-0	1.000	1958-59	1958-59
St. Mary's (Calif.)	3	2-1	.667	1982-83	2007-08	Valparaiso	3	3-0	1.000	1972-73	2013-14
Salem College (W. Va.)	1	1-0	1.000	1922-23	1922-23	Vanderbilt	1	0-1	.000	1987-88	1987-88
Samford	2	1-1	.500	2005-06	2006-07	Vermont	1	0-1	.000	2001-02	2001-02
Sam Houston State	1	1-0	1.000	2016-17	2016-17	Villanova	2	0-2	.000	1939-40	2019-20
San Francisco	2	1-1	.500	2003-04	2004-05	Virginia	4	3-1	.667	1994-95	2020-21
San Francisco State	3	3-0	1.000	1964-65	1974-75	Virginia Commonwealth	1	1-0	1.000	1969-70	1969-70
San Jose State	1	0-1	.000	1984-85	1984-85	Virginia Tech	8	2-6	.250	1966-67	1979-80
Santa Clara	1	1-0	1.000	2010-11	2010-11	VMI	2	1-1	.500	1971-72	2013-14
School of Chiropody	2	2-0	1.000	1934-35	1935-36	Wabash	2	2-0	1.000	1931-32	1939-40
						Wagner	2	2-0	1.000	1985-86	1986-87

**2022-23 MEN'S BASKETBALL***All-Time Series Records*

<u>Wake Forest</u>	1	0-1	.000	1999-00	1999-00
<u>Walsh</u>	1	1-0	1.000	2010-11	2010-11
<u>Washington & Jefferson</u>	8	4-4	.500	1937-38	1953-54
<u>Washington & Lee</u>	1	1-0	1.000	1957-58	1957-58
<u>Washington State</u>	1	0-1	.000	1989-90	1989-90
<u>Wayne State (Mich.)</u>	4	3-1	.750	1946-47	1947-48
<u>Wellsburg School</u>	1	0-1	.000	1916-17	1916-17
<u>Western Kentucky</u>	6	2-4	.333	1940-41	2017-18
<u>Western Michigan</u>	138	72-66	.522	1939-40	2021-22
<u>Western Reserve</u>	29	21-8	.724	1911-12	1954-55
<u>West Liberty</u>	2	2-0	1.000	1928-29	1929-30
<u>Westminster</u>	1	1-0	1.000	1931-32	1931-32
<u>West Texas State</u>	1	1-0	1.000	1968-69	1968-69
<u>West Virginia</u>	15	8-7	.533	1907-08	2000-01
<u>West Virginia Wesleyan</u>	5	5-0	1.000	1915-16	1970-71
<u>Wheeling YMCA</u>	1	0-1	.000	1916-17	1916-17
<u>Wichita State</u>	2	1-1	.500	1961-62	1984-85
<u>Wilberforce</u>	1	1-0	1.000	2018-19	2018-19
<u>William & Mary</u>	1	1-0	1.000	2008-09	2008-09
<u>Wilmington</u>	9	8-1	.889	1907-08	1998-99
<u>Winthrop</u>	2	1-1	.500	2010-11	2012-13
<u>Wisconsin</u>	11	2-9	.182	1963-64	2003-04
<u>Wittenberg</u>	35	21-14	.600	1909-10	1960-61
<u>Wofford</u>	1	1-0	1.000	2012-13	2012-13
<u>Wooster</u>	8	3-5	.375	1911-12	2010-11
<u>Wright State</u>	11	9-2	.818	1990-91	2013-14
<u>Wyoming</u>	1	0-1	.000	1991-92	1991-92
<u>Xavier</u>	35	20-15	.571	1920-21	2018-19
<u>Yale</u>	1	1-0	1.000	2006-07	2006-07
<u>Youngstown State</u>	18	14-4	.778	1940-41	1993-94
<u>Zanesville Pros</u>	2	2-0	1.000	1932-33	1934-35