

2022 NAIA NATIONAL CHAMPIONS



2023

MEDIA GUIDE



NATIONAL CHAMPIONS



2022 NORTHWESTERN COLLEGE FOOTBALL



2023 SCHEDULE



SEPT. 2
at CONCORDIA



SEPT. 9
at DRAKE



SEPT. 16
DOANE



SEPT. 23
at MOUNT MARTY



SEPT. 30
at MIDLAND



OCT. 7
HASTINGS



OCT. 14
at BRIAR CLIFF



OCT. 21
DORDT



OCT. 28
MORNINGSIDE



NOV. 4
at DWU



NOV. 11
JAMESTOWN



NOV. 18
NAIA FIRST ROUND

MEDIA GUIDE CREDITS

EDITORS: Steve Carlson, Bradley Laackmann
CONTRIBUTORS: NWC Marketing & Communications
Designer: Bradley Laackmann
Cover Design: Bradley Laackmann
Printer: Plum Print & Publishing, Inc. (Orange City, Iowa)
Photos: NWC Student Employees, Zachary Lucy Photography, Lem Maurer

ATHLETIC COMMUNICATIONS CONTACT:
Steve Carlson
Director of Athletic Communications
steven.carlson@nwc-iowa.edu
712-707-7289 (O)
Social: @nwcraiders (Instagram/Twitter)



TEAM INFORMATION

RETURNING STARTERS

OFFENSE - SIX (6)

- #2 Logan Meyer (RB)
#3 Konner McQuillan (RB)
#4 Michael Storey (WR)
#8 Tanner Schouten (WR)
#12 Jalyn Gramstad (QB)
#54 Jawan Grant (OL)

DEFENSE - EIGHT (8)

- #4 Cody Moser (DB)
#7 Gavin Lorenzen (DB)
#23 Morris Hofer (DE)
#30 Jessen Reinking (DE)
#38 Ben Kingery (LB)
#46 Drake Harder (DE)
#93 Peyton Nieuwsma (DL)
#97 Jacob Dragstra (DL)

SPECIAL TEAMS - ONE (1)

- #9 Eli Stader (K)

2022 HONORS

GPAC ALL-CONFERENCE (POS/TEAM)

- Parker Fryar (LB, Defensive POY, 1st Team)
Konner McQuillan (RB, 1st Team)
Michael Storey (WR, 1st Team)
Blake Anderson (TE, 1st Team)
Greg Will (OL, 1st Team)
Darlin Marquez (OL, 1st Team)
Jaden Snyder (DB, 1st Team)
Noah Van't Hof (DB, 1st Team)
Jalyn Gramstad (QB, 2nd Team)
Logan Meyer (RB, 2nd Team)
Cade Moser (WR, 2nd Team)
Jack Johnson (OL, 2nd Team)
Jacob Dragstra (DL, 2nd Team)
Tanner Oleson (LB, 2nd Team)
Ben Kingery (LB, 2nd Team)

2022 SCHEDULE & RESULTS

OVR: 13-1 | GPAC: 9-1 | HOME: 8-0 | ROAD: 4-1

Table with 3 columns: Date, Location/Opponent, Result. Rows include games at #1 Morningside, Dakota Wesleyan, Jamestown, Concordia (Neb.), Mount Marty, Dordt, Doane, Briar Cliff, #15 Midland, Hastings, #17 Dickinson State (N.D.)^, #7 Marian (Ind.)^, #5 Indiana Wesleyan^, and #12 Keiser (Fla.)^.

Home games in BOLD // *GPAC game // ^NAIA
Playoff Game // National Title game italicized

ALL-AMERICANS (POS/TEAM)

- Parker Fryar (LB, AFCA/NAIA/AP (1st))
Greg Will (OL, AP (1st); NAIA (HM))
Blake Anderson (TE, AP (2nd); NAIA (HM))
Michael Storey (WR, AP (2nd))
Jaden Snyder (S, NAIA (HM))

CSC ACADEMIC ALL-AMERICA

- Parker Fryar
Jaden Snyder
Noah Van't Hof

CSC ACADEMIC ALL-DISTRICT

- Garrett Raymon

2022 GPAC STANDINGS

Table with 3 columns: SCHOOL, GPAC, OVERALL. Lists 11 teams including #1 Morningside, #3 Northwestern, (RV) Midland, Dordt, Hastings, Concordia, Doane, Jamestown, Mount Marty, Dakota Wesleyan, and Briar Cliff.

NORTHWESTERN COLLEGE MISSION STATEMENT

"Northwestern College is a Christian academic community engaging students in corageous and faithful learning and living that empowers them to follow Christ and pursue God's redeeming work in the world."

RED RAIDER ATHLETICS CORE VALUES

- 1. Faith in God 4. Responsibility
2. Integrity 5. Sportsmanship
3. Respect 6. Servant Leadership

QUICK FACTS

THE COLLEGE

Location (Founded).....Orange City, Iowa (1882)
Enrollment.....1,700
President.....Greg Christy
Faculty Reps.....Dr. Ross Bouma

ATHLETIC DEPARTMENT

Athletic Director.....Tony Hoops
Senior Woman Admin.....Dr. Erica Vonk
Nickname.....Red Raiders
Colors.....Raider Red (HEX: #A80000) & White
Affiliation.....NAIA
Conference.....GPAC
Athletic Trainer.....Seth Wolles
Athletic Performance.....Isaac Thurm

FOOTBALL

Head Coach.....Matt McCarty
Alma Mater.....NWC (2003)
Career Record.....67-18 (.788)
GPAC Record.....54-11 (.831)

Assistant Coaches:

- Josh Fakkema (Offensive Coordinator)
Billy Kirch (Defensive Coordinator)
Brett Moser (Special Teams/D-Line)
Brad Zeutenhorst (Linebackers)
Ross Fernstrum (Defensive Line)
Brice Byker (Wide Receivers)
Benji Kasel (Running Backs)
Sam Rall (Quarterbacks)
Greg Will (GA - Offensive Line)

FOOTBALL HISTORY

First Year of Football.....1960
Season of Football.....63rd
All-Time Overall Record.....458-194 (.702)
All-Time GPAC Record.....161-51 (.759)
GPAC/NIAC Titles.....4 (1992, '94, 2000, '14)
National (NAIA) Titles..3 (1973, 1983, 2022)
All-Americans.....86

ATHLETIC COMMUNICATIONS

FOOTBALL CONTACT - PRIMARY

Steve Carlson - Dir. of Athletic Communications
Email: steven.carlson@nwciowa.edu
Phone: 712-707-7289 (office)
Website: www.nwcraiders.com
Social Media: @nwcraiders

FOOTBALL CONTACT - SECONDARY

Bradley Laackmann - Assistant Director
Email: bradley.laackmann@nwciowa.edu
Phone: 712-707-7268



NORTHWESTERN COLLEGE

Iowa's Standout Christian College, Northwestern College provides an education committed to excellent academics and a Christ-centered worldview in a community in which students are known and valued.

Consistently rated a best value by U.S. News and a Money magazine best college, Northwestern also has been named a best college for spiritual enrichment by Christianity Today.

Enrolling about 1,700 students, Northwestern offers more than 135 programs, including bachelor's degrees, online master's degrees in education and counseling, and an on-site master's degree program in physician assistant studies.

Northwestern offers internship opportunities in Chicago, Denver and other sites. Study abroad programs are available in Romania and numerous other countries.

More than 85% of Northwestern's full-time professors have earned the highest degree in their field, from places like Notre Dame, UCLA and Yale. The faculty includes Fulbright Scholars and an Iowa Professor of the Year. A low student/faculty ratio of 15:1 makes individualized instruction a reality.

Nearly \$75 million has been spent on construction and renovation projects in the last decade, including the Vogel Welcome Center, opened in 2021, and the DeWitt Family Science Center, opened in 2018. A suite-style residence hall for women is under construction, with completion expected by August 2024.



WELCOME TO ORANGE CITY

Discover the many reasons why Orange City has prospered with a population growth of nearly 7.6% this past decade, and see how our community is poised for a continued promising future.

Orange City boasts two school systems with growing enrollment (approximately 2,000 students K-12), plus a 1,300-population four-year liberal arts college that has been recently recognized as one of the best baccalaureate colleges in the nation. A strong commitment to quality education results in over 30% of adults here holding a college or graduate degree.

Orange City has a strong arts culture. From theatre to music, dance to fine art, this community enthusiastically embraces and supports the arts year-round. Weekly concerts and events in Windmill Park draw hundreds of people of all ages to the main street throughout the summer months. A renowned theatre department at Northwestern College attracts people from throughout the area, while the Orange City Arts Council sponsors performances with broad regional appeal.

Orange City is also very proud of its Dutch heritage. It's part of what distinguishes our community as a "destination" in northwest Iowa. A charming, European "village" atmosphere serves as the backdrop for an annual three-day Tulip Festival that draws over 100,000 visitors each May ... many of whom come back to further enjoy the quaint shopping, unique dining, outstanding recreation (including a nationally-recognized golf course), and year-long entertainment options.

Orange City is a safe, nurturing, family-friendly community in one of the healthiest counties in Iowa.

And we are healthy in many ways. Our businesses are thriving. Our unemployment is low. Our aspirations are high.

**copy and images courtesy of orangecityiowa.com*





President Greg Christy

Welcome to Northwestern College. We are a standout Christian academic community that develops the minds and empowers the faith of our students. Our desire is for our graduates to leave Northwestern better prepared to lead lives of significance.

Our nationally recognized academic programs are complemented by outstanding co-curricular and residential life programs. At Northwestern, athletic involvement provides students with a wonderful opportunity to use and refine their God-given gifts and learn lifelong lessons about teamwork, sacrifice, self-discipline and sportsmanship.

As members of the Great Plains Athletic Conference, our student-athletes have the opportunity to compete at the highest level among colleges our size. We are blessed to have a coaching staff that fully embraces the mission of Northwestern and devotes themselves to the total development of our students academically, athletically, spiritually and personally. Through the challenging and supportive environment our coaches provide, Raider student-athletes strive to become the best they can be.



Vice President for Athletics Tony Hoops

Welcome to Northwestern College and De Valois Stadium. We are certainly proud of the long tradition of excellence in football that Red Raider fans have come to expect. A long legacy of talented coaches and players have represented the mission of our college and athletic program for many decades. Our intent as an athletic department is to Honor Christ Through Excellence in Athletics. We are grateful to be a part of the Great Plains Athletic Conference and respect the opportunity to compete against outstanding teams. The campus and Orange City community welcome you to the great experience that is college football.

The 2023-24 athletic year marks the 42nd year the Red Raiders have been a part of the NAIA. We are pleased to be an NAIA "Champions of Character" institution for the 18th straight year. Please join me in helping us provide an environment that positively supports the players, coaches, fans, and officials. We believe that promoting the NAIA core values of respect, integrity, responsibility, servant leadership and sportsmanship help teach our student athletes more than how to be a great football player.

Our staff and coaches are proud to work with and represent this outstanding group of young adults who participate in the great sport of football. Together, our coaches, faculty, and staff strive to help our student athletes develop their God-given abilities in all areas of their life, including their physical, mental, social, and spiritual growth.

I would encourage you to join the team behind the team by visiting nwcraiders.com and selecting Raider Athletics Association from the 'support' tab. Thank you for your support of Red Raider athletics and student-athletes!

We are glad you are here and encourage you to spend time exploring the campus of Northwestern College and the great community of Orange City. Enjoy the contest. GO RED RAIDERS!



ATHLETIC COMMUNICATIONS STAFF



STEVE CARLSON
Director of Athletic Communications
3rd season



BRADLEY LAACKMANN
Assistant Director of Athletic Communications
2nd season



MATT JOHNSON
Seasonal Assistant Athletic Communications
2nd season

NAME	TITLE	PHONE	EMAIL
Steve Carlson	Director of Athletic Communications	712-707-7289	steven.carlson@nwciowa.edu
Bradley Laackmann	Assistant Director of Athletic Communications	712-707-7268	bradley.laackmann@nwciowa.edu
Matt Johnson	Seasonal Assistant SID		matthew.johnson@nwciowa.edu
TBA	Seasonal Assistant SID		

FOOTBALL COACHING STAFF



MATT MCCARTY
Head Coach
Defensive Backs
7th season



BILLY KIRCH
Defensive Coordinator
Safeties
9th season



JOSH FAKKEMA
Offensive Coordinator
Tight Ends
1st season

NAME	TITLE
Matt McCarty	Head Coach
Billy Kirch	Defensive Coordinator/Safeties
Josh Fakkema	Offensive Coordinators/Tight Ends
Brett Moser	Special Teams Coordinator/Defensive Line
Brad Zeutenhorst	Linebackers
Ross Fernstrum	Defensive Line
Brice Byker	Wide Receivers
Benji Kasel	Running Backs
Sam Rall	Quarterbacks
Greg Will	Graduate Assistant - Offensive Line

NAME	TITLE
Seth Wolles	Director of Athletic Training (Football)
TBA	Head Athletic Performance Coach (Football)
Issac Thurm	Athletic Performance Graduate Assistant
Steve Carlson	Director of Athletic Communications (Primary FB)
Bradley Laackmann	Assistant Director of Athletic Communications

ATHLETIC LEADERSHIP STAFF



TONY HOOPS
Vice President for Athletics



PATRICK SINNEMA
Associate Athletic Director
Facilities & Operations




RIK DAHL
Assistant Athletic Director

NAME	TITLE	PHONE	EMAIL
Tony Hoops	Athletic Director	712-707-7280	tony.hoops@nwciowa.edu
Patrick Sinnema	Associate AD for Facilities & Operations	712-707-7270	patrick.sinnema@nwciowa.edu
Rik Dahl	Assistant Athletic Director	712-707-7424	rdahl@nwciowa.edu
Dr. Erica Vonk	Senior Woman Administrator (SWA)	712-707-7015	erica.vonk@nwciowa.edu
Steve Jacob	Director of Athletic Advancement	712-707-7109	steven.jacob@nwciowa.edu
Steve Carlson	Director of Athletic Communications	712-707-7289	steven.carlson@nwciowa.edu
Seth Wolles	Director of Athletic Training	712-707-7287	seth.wolles@nwciowa.edu
Kyle Ochsner	Director of Athletic Performance	712-707-7414	kochsner@nwciowa.edu
Brian Wede	Event Staff	712-707-7418	bwede@nwciowa.edu
Dr. Ross Bouma	Faculty Athletic Representative (FAR)	712-707-7310	ross.bouma@nwciowa.edu
Jacki Goebel	Athletic Administrative Assistant	712-707-7280	jacki.goebel@nwciowa.edu



ATHLETIC TRAINING STAFF



Seth Wolles
Director of
Athletic Training



Kayla Tindall
Assistant Athletic Trainer



Julia Vander Stelt
Assistant Athletic Trainer



Natalie Lausen
Athletic Training Intern



Dr. Taylor Dreise
Team Physician, Orange City
Area Health System




Dr. Mark Muilenburg
Team Physician, Orange City
Area Health System



Dr. Joshua Locker
Team Orthopedist, CNOS



Left to Right: Natalie Lausen, Seth Wolles, Julia Vander Stelt, Kayla Tindall



ATHLETIC PERFORMANCE STAFF

Northwestern College Athletic Performance is dedicated to developing and implementing holistic performance training for Red Raider student-athletes to enhance their relentless pursuit of excellence. We are guided by our foundational principles outlined in 1 Corinthians 16:13-14:

**“Watch, stand fast in the faith, be brave, be strong.
Let all that you do be done with love.”**



Kyle Ochsner
Director of Athletic
Performance



TBA
Head Athletic
Performance Coach

Mission & Vision Statement:

Our mission is to love and develop athletes into championship teams that are courageous, mentally and physically prepared, and resilient. Moreover, our vision aims to educate, equip and encourage student-athletes to be disciplined and faithful in all of their actions as they strive to be diligent stewards of their body.

Program Objectives:

We strive to foster an environment that promotes the Korver Athletic Performance Center as an integral continuation of the field/court. Sport and training offer athletes a beautiful opportunity to worship and glorify our Lord, discover more about who He is, and better understand who He created them to be. These opportunities will be a catalyst that empowers them to follow Christ and pursue God’s redeeming work in the world.



Isaac Thurm
Graduate Assistant





2023 NORTHWESTERN FOOTBALL MEDIA GUIDE



NO.	NAME	POS	HT.	WT.	YR.	HOMETOWN	HIGH SCHOOL
0	Kyler Fritz	DB	6-2	195	Fr.	Sioux Center, Iowa	Sioux Center
0	Tyreece Wynne	WR	5-9	170	So.	Omaha, Neb.	Burke
1	Joey Desir	QB	6-0	180	Fr.	Bismarck, N.D.	Shiloh Christian
2	Logan Meyer	RB	6-0	225	Jr.	Alvord, Iowa	West Lyon
2	Luke Jeltema	DB	5-11	180	So.	Orange City, Iowa	MOC-Floyd Valley
3	Konner McQuillan	RB	6-0	210	Sr.	Leavenworth, Kan.	Lansing
3	Cayden Jensen	DB	6-0	170	Fr.	Adair, Iowa	AC/GC
4	Michael Storey	WR	6-3	195	Sr.	Spencer, Iowa	Spencer
4	Cody Moser	DB	6-2	195	Jr.	Rock Valley, Iowa	Rock Valley
5	Clifton Jackson	DB	6-0	155	So.	Orlando, Fla.	East Ridge
5	Blake Thompson	WR	5-10	160	Fr.	Tea, S.D.	Tea Area
6	Ty Schafer	WR	5-11	190	Jr.	Sioux Falls, S.D.	Lincoln
6	Jorgen Pottebaum	DB	6-0	170	So.	Orange City, Iowa	MOC-Floyd Valley
7	Austyn Gerard	WR	5-10	180	Fr.	Gilbert, Ariz.	Valley Christian
7	Gavin Lorenzen	DB	5-9	175	Jr.	Larchwood, Iowa	West Lyon
8	Tanner Schouten	WR	6-3	195	So.	Orange City, Iowa	Unity Christian
8	Brady Lynott	LB	6-2	210	Fr.	Hawarden, Iowa	West Sioux
9	Eli Stader	K	6-0	210	So.	Cedar Grove, Wis.	Oostburg
9	Aydn Netten	DB	6-3	180	Fr.	Van Meter, Iowa	Van Meter
10	Josh Basilevac	QB	6-4	205	Fr.	Elkhorn, Neb.	Elkhorn North
10	Hunter Brown	P/K	6-3	225	Fr.	Papillion, Neb.	Bellevue West
10	Clayton Bosma	DB	6-2	180	Jr.	Sioux Center, Iowa	Unity Christian
11	Josh Oehm	QB	6-0	195	So.	Lincoln, Neb.	Waverly
11	Ayden Klein	DB	5-10	175	Fr.	Orange City, Iowa	MOC-Floyd Valley
12	Jalyn Gramstad	QB	6-0	190	Jr.	Lester, Iowa	West Lyon
12	Chase Scheidegger	DB	5-11	205	So.	Rockwell City, Iowa	South Central Calhoun
13	Steven Christian	WR	6-0	205	Fr.	Lennox, S.D.	Lennox
13	Dalton Jacobsma	LB	6-1	220	So.	Orange City, Iowa	MOC-Floyd Valley
14	Cooper Spiess	WR	6-0	200	Fr.	Rock Rapids, Iowa	Central Lyon
14	Camden Kruse	DB	6-2	180	Fr.	Inwood, Iowa	West Lyon
15	TJ Silliman	WR	5-6	160	Fr.	Gretna, Neb.	Gretna
15	Charlie Crawford	DB	5-9	170	Fr.	Adair, Iowa	AC/GC
16	Tate Snyder	QB	6-0	190	Fr.	Sioux Falls, S.D.	Sioux Falls Christian
16	Julian Wolfe	DB	6-0	205	Fr.	Sergeant Bluff, Iowa	Sergeant Bluff-Luton
17	Eric Miller	WR	6-1	185	Fr.	Phoenix, Ariz.	Valley Christian
17	Bodie Johnson	DB	5-8	155	So.	Atlantic, Iowa	Atlantic
18	Colby Postma	QB	6-0	180	Jr.	Doon, Iowa	Central Lyon
18	Tyson Klein	LB	6-2	210	Fr.	Scottsbluff, Neb.	Scottsbluff
19	Will Bunn	WR	6-2	190	Fr.	Storey City, Iowa	Roland-Story
19	Sam Hofer	DB	6-0	175	Fr.	Bridgewater, S.D.	Bridgewater/Emery/Ethan
20	Kole Telford	RB	5-11	195	So.	Rock Rapids, Iowa	Central Lyon
21	Isaiah Robinson	RB	5-4	160	So.	Garretson, S.D.	Lincoln
21	Lane Kenny	LB	6-4	200	Fr.	Chatsworth, Iowa	Akron-Westfield
22	Drew Quinlin	DE	6-0	225	Jr.	Oregon, Mo.	South Holt
22	Josh Noeske	DB	5-11	185	Fr.	Exeter, Calif.	Central Valley Christian
22	Jackson Tooker	DB	5-9	180	Fr.	Orange City, Iowa	MOC-Floyd Valley
23	Daniel Teerink	RB	6-1	210	Fr.	Molt, Mont.	Billings West
23	Morris Hofer	DE	6-2	230	Sr.	Onida, S.D.	Sully Buttes
24	Ashtin Van't Hul	WR	6-2	195	Fr.	Rock Valley, Iowa	Western Christian
24	Tristan Mulder	LB	6-1	220	So.	Rock Valley, Iowa	Western Christian
25	Jarrett Spinnato	RB	5-8	150	Fr.	Tarkio, Mo.	Tarkio
25	Jase Amelse	LB	6-0	210	So.	Pella, Iowa	Pella Christian
26	Jaxson Hildebrand	LB	6-1	225	Fr.	Denison, Iowa	Denison
26	Isaiah Hollinger	WR	5-11	180	Fr.	Bothell, Wash.	Cedar Park Christian
27	Cole Johnson	RB	5-7	195	Fr.	Grinnell, Iowa	Grinnell
27	Jadyn Williams	DE	6-1	225	Sr.	Independence, Mo.	William Chrisman
28	Dane Schoenborn	RB	5-11	205	So.	Fosston, Minn.	Fosston
28	Parker Johnson	DB	5-9	185	So.	Grinnell, Iowa	Grinnell
29	Jackson Arlt	RB	5-9	200	So.	Lennox, S.D.	Lennox
29	Cade Fisher	LB	6-1	215	Fr.	Alton, Iowa	Boyden-Hull
30	Jackson Sklenar	TE	6-1	210	Fr.	Glidden, Iowa	Glidden-Ralston
30	Jessen Reinking	DE	6-3	240	Jr.	Kingsley, Iowa	Kingsley-Pierson
31	Lane Kameron	RB	5-11	190	So.	Sioux Center, Iowa	Sioux Center
31	Noah Lopez	DB	5-9	185	Fr.	Hesperia, Calif.	Oak Hills
32	Jonah Hofer	WR	5-10	185	So.	Bridgewater, S.D.	Bridgewater-Emery-Ethan
32	Campbell Wessels	DB	5-9	165	Fr.	Spencer, Iowa	Spencer
33	Carter Bultman	RB	6-0	175	Fr.	Hawarden, Iowa	West Sioux
33	Hunter Abraham	DB	5-10	160	Fr.	Garretson, S.D.	Garretson
34	Isaac Ferguson	RB	5-5	140	Fr.	Bothell, Wash.	Cedar Park Christian
34	Ben Egli	LB	6-1	215	So.	Fort Dodge, Iowa	Fort Dodge
35	Jayden Botterill	DB	5-11	175	Fr.	Johnstown, Colo.	Roosevelt
36	Ashton Sandbulte	RB	5-11	190	Fr.	Hills, Minn.	Luverne
36	Drew Alger	DB	6-1	170	Fr.	Millford, Iowa	Spirit Lake
37	Gabe Heitz	LB	6-0	205	Fr.	Adel, Iowa	Adel-DeSoto-Minburn
38	Ben Kingery	LB	5-11	230	Jr.	Casey, Iowa	AC/GC
39	Grant Louwagie	LB	6-1	250	So.	Marshall, Minn.	Marshall
40	Dominic Abraham	LB	5-9	185	So.	Garretson, S.D.	Garretson
41	Preston Pfaffle	RB	5-9	180	So.	Remsen, Iowa	Kingsley-Pierson
41	Jackson Cyza	DB	6-0	155	Fr.	Fremont, Neb.	Fremont
42	Justin Regehr	LB	6-0	195	So.	Chandler, Ariz.	Valley Christian



2023 NORTHWESTERN FOOTBALL MEDIA GUIDE



43	Avery Millikan	DB	5-7	155	Fr.	Hawarden, Iowa	West Sioux
44	Nathan Mather	FB	5-5	225	So.	Prague, Neb.	Wahoo
44	Brock Fisher	DE	6-1	215	Fr.	Alton, Iowa	Boyd-Hull/Rock Valley
45	Jaxsen Tadlock	DE	5-11	210	Fr.	Beresford, S.D.	Beresford
46	Drake Harder	DE	6-4	245	Jr.	Mountain Lake, Minn.	Mountain Lake
47	Jared Gaudy	TE	6-0	250	Fr.	Rancho Cucamonga, Calif.	Ontario Christian
47	Karson Gieseke	WR	6-3	220	Sr.	Mahnomen, Minn.	Mahnomen
48	Trever Beach	K	5-10	155	Fr.	Humboldt, Iowa	Humboldt
48	Michael Thrash	LB	6-0	215	Fr.	Scottsbluff, Neb.	Scottsbluff
49	Eli Erwin	DE	6-1	190	So.	Orange City, Iowa	Unity Christian
50	Chase McCleskey	OL	5-10	255	Jr.	Pearland, Texas	First Baptist Christian Academy
51	Gavin DeHoogh	DL	6-1	225	Fr.	Sheldon, Iowa	Western Christian
52	Cameron Morgan	OL	6-2	260	So.	Stillwater, Minn.	Stillwater
52	Zach Vander Griend	LB	5-11	215	So.	West Point, Neb.	West Point-Beemer
53	Kole Cleveringa	OL	6-4	300	So.	Sioux Center, Iowa	Sioux Center
54	Will Faber	DL	6-1	250	Jr.	Lynden, Wash.	Lynden Christian
54	Jawan Grant	OL	6-0	290	Sr.	Park Hill, Mo.	Park Hill
55	Trystin Voss	DL	6-2	260	So.	Rogersville, Mo.	Logan-Rogersville
56	Jordan DeSmet	OL	6-3	275	Jr.	Larchwood, Iowa	West Lyon
59	Sam Vonnahme	OL	6-6	275	So.	Saint Charles, Iowa	Interstate 35 - Truo
60	Evan Maxwell	OL	6-4	345	Fr.	Winterset, Iowa	Earlham
61	Tyler Reedman	OL	6-1	295	Fr.	Palm Desert, Calif.	Desert Christian Academy
62	Stephen Trejo	OL	6-1	350	Jr.	Orange City, Iowa	MOC-Floyd Valley
63	Owen Hede	OL	5-10	265	So.	Dakota Dunes, S.D.	Dakota Valley
64	Garrick Davis	OL	6-2	245	Jr.	Atmore, Ala.	Northview
65	Griffen Schnider	OL	5-11	260	Fr.	Tea, S.D.	Tea Area
66	Patrick Gottburg	OL	6-1	255	Sr.	Sioux City, Iowa	East
67	Owen Menninga	OL	6-3	240	Fr.	Pella, Iowa	Pella Christian
68	Mitchell Nelson	OL	6-2	285	Fr.	Sioux Falls, S.D.	Sioux Falls Christian
69	Owen Junker	OL	6-5	280	Fr.	Lenox, Iowa	Lenox
70	Joel Bayens	OL	6-2	260	Fr.	West Des Moines, Iowa	Des Moines Christian
71	Landon Perdue	OL	5-9	320	So.	Emmetsburg, Iowa	Emmetsburg
72	Ryan Dodds	OL	6-0	285	So.	Jefferson, S.D.	Dakota Valley
74	Colton Leslie	OL	6-2	330	Fr.	Nevada, Iowa	Nevada
75	Josh Thomas	OL	6-2	295	Sr.	Huntley, Ill.	Huntley
76	Thomas Ostrem	OL	6-3	300	Fr.	Tea, S.D.	Tea Area
77	Korver Hupke	OL	6-2	260	Fr.	Independence, Iowa	Independence
79	Corbin Woods	OL	6-2	250	Fr.	Walker, Iowa	North Linn
80	Peyton Carroll	TE	6-3	220	So.	Brandon, S.D.	Brandon Valley
81	Drew Geetings	WR	6-5	220	Fr.	Pella, Iowa	Pella Christian
82	Riley Penrose	TE	6-1	230	Fr.	West Point, Neb.	West Point-Beemer
83	Carter Van Donge	WR	6-0	165	Fr.	Sioux Falls, S.D.	Sioux Falls Christian
84	Ian Jacob	TE	6-4	215	Fr.	Lynden, Wash.	Lynden
85	Dillyn DeHoyos	WR	5-8	170	Fr.	Schertz, Texas	Marion
85	Jaxon Meyer	DE	6-4	235	Fr.	Alvord, Iowa	West Lyon
86	Max Friedman	TE	6-5	185	Fr.	Merced, Calif.	Stone Ridge Christian
86	Colton Vargas	WR	5-11	150	Fr.	Verdigre, Neb.	Verdigre
87	Sam Remmerde	TE	6-4	235	Fr.	Rock Valley, Iowa	Rock Valley
88	Dexter Wiese	WR	6-2	170	Jr.	Orange City, Iowa	MOC-Floyd Valley
89	Logan Dykstra	TE	6-5	250	So.	Lynden, Wash.	Lynden Christian
90	Landon Hofmeyer	DL	6-1	240	Fr.	Ireton, Iowa	Unity Christian
91	Caden Meyer	DE	6-4	225	Fr.	Newell, Iowa	Newell-Fonda
92	Colby Immeker	DL	6-2	235	So.	Orange City, Iowa	MOC-Floyd Valley
93	Peyton Nieuwsma	DL	6-1	260	Sr.	Sioux Falls, S.D.	Washington
94	Gabe Borchers	DL	6-2	230	Fr.	Sioux Center, Iowa	Unity Christian
95	Marshall Kleinhesselink	DL	6-2	240	Sr.	Sheldon, Iowa	Sheldon
96	Dylan Schillinger	DE	6-1	210	Fr.	Alton, Iowa	MOC-Floyd Valley
97	Jacob Dragstra	DL	5-11	235	So.	Sioux Center, Iowa	Unity Christian
98	Ty Hulshof	DE	6-2	225	So.	Sioux Center, Iowa	Sioux Center
99	Adam Gubbels	DE	5-11	220	Sr.	Council Bluffs, Iowa	St. Albert
	Dylann Van Berkum	LB	6-0	180	Jr.	Rock Rapids, Iowa	Central Lyon

COACHING STAFF:

Head Coach: Matt McCarty
Defensive Coordinator (Safeties): Billy Kirch
Offensive Coordinator (TEs): Josh Fakkema

Assistant Coach (DL): Brett Moser
Assistant Coach (LBs): Ross Fernstrum
Assistant Coach (DL): Ross Fernstrum

Assistant Coach (WRs): Brice Byker
Assistant Coach (RBs): Benji Kasel
Assistant Coach (QBs): Sam Rall
Graduate Assistant (OL): Greg Will



RETURNING STARTERS - OFFENSE



LOGAN
MEYER

2

JR // RUNNING BACK

6-1 // 210 // ALVORD, IOWA // WEST LYON

2022: Second Team All-Conference (RB) ... letter winner ... tied his career long for single-game rush yards (131) vs. Jamestown ... set his single-game rushing attempts record (16) vs. both Morningside and Dordt ... ranked third on the team in total rushing yards (543) ... had one 100-yard rushing game.

2021: played in 14 games ... letter winner ... had 101 rushing attempts for 466 yards, averaging 4.6 yards/rush ... scored 10 TDs on the ground

2020: letter winner ... ranked third on the team in rushing yards (423) ... had the longest rush of the season (73) ... scored 5 rushing touchdowns ... notched his first-career 100-yard rushing game with 131 net yards against Briar Cliff.

Career Highs:

- 16 - attempts x2 (2022)
- 131 - rushing yards vs Briar Cliff, Jamestown (2020, 2022)
- 3 - rushing TD @ Dakota Wesleyan (2021)



KONNER
McQUILLAN

3

SR // RUNNING BACK

6-0 // 205 // LEAVENWORTH, KAN. // LANSING

2022: First Team All-Conference ... ranked second on team in total rushing yards (806) ... ranked fifth on team in total receiving yards (273) ... recorded 12 touchdowns ... had a career-high four 100-yard rushing games ... his season-high being 124 net yards against Dickinson State (N.D.) in the First Round of the NAIA Football Championship Series (FCS).

2021: First Team All-Conference ... led the team in rushes (162), yards (824) ... tied for the team lead in rushing touchdowns (10) ... averaged 5.1 yards/rush ... had a longest rush of 56 yards ... recorded three 100-yard rushing performances ... notched a career-high 130 net rushing yards against Dordt.

2020: Second Team All-Conference ... led the team in rushing yards (651), attempts (141), yards/game (50.1) ... ranked second on the team in rushing touchdowns (8) ... recorded one - his first-career - 100-yard rushing performance in the game against Concordia (Neb.) with 101 net yards.

2019: redshirt season

Career Highs:

- 25 - carries vs Marian (Ind.) (2022)
- 130 - rushing yards vs Dordt (2021)
- 62 - longest rush vs. Midland (2022)
- 2 - rushing TDs (6x) (2020/2021/2022)





RETURNING STARTERS - OFFENSE



MICHAEL
STOREY

4

SR // WIDE RECEIVER

6-4 // 190 // SPENCER, IOWA // SPENCER

2022: Second Team AP All-American (WR) ... First Team All-Conference (WR) ... led the team with 79 receptions, 1,146 receiving yards, 14 receiving touchdowns, and 81.86 yards per game ... tied a single game program record with four touchdown receptions in the NAIA FCS Quarterfinal game against Marian (Ind.) ... his 14 receiving touchdowns ranks third in program history for a single season, while his 79 receptions ranks fourth and his 1,146 receiving yards ranks fifth ... notched four 100-yard receiving games.

2021: First Team All-Conference (WR) ... 61 catches, 891 receiving yards, 9 TD ... averaged 63.9 yards/game ... had a long of 63 yards ... notched two 100-yard receiving games.

2020: Honorable Mention All-Conference (WR) ... played in all 13 games ... led the team in punt (212) and kick return yards (461) ... third on the team in receiving yards (762) ... notched two 100-yard receiving games ... recorded 22 kickoff returns for 212 yards.

2019: Second Team All-Conference (KR) ... played in all 11 games at wide receiver and punt/kick returner ... ranked third on the team in both catches (23) and yards (396) ... led GPAC and ranked 10th in the NAIA in kick return yards average (26yds/return) ... 1 100-yard receiving game.

Career Highs:

Offensive:

- 9 - catches vs Mount Marty (2022)
- 63 - longest reception vs. Morningside (2021)
- 148 - receiving yards vs Morningside (2021)
- 4 - receiving touchdowns vs. Marian (Ind.) (2022)

Special Teams:

- 165 - kick return yards vs Dordt (2020)
- 42 - yard punt return vs Dordt (2020)

Defensive:

- 7 - tackles vs Saint Xavier (2019)



TANNER
SCHOUTEN

8

JR // WIDE RECEIVER

6-3 // 185 // ORANGE CITY, IOWA // UNITY CHRISTIAN

2022: set a career-high with 86 receiving yards against Concordia (Neb.) (Sept. 24) ... scored his first receiving touchdown against Mount Marty (October 1) ... tied his career long with 47 yards vs. Dordt ... sat fourth on the team in receiving yards (423) on 31 receptions ... brought in three touchdown grabs with his longest reception being 47 yards.

2021: played in 12 of the 14 games ... main kick returner for the Red Raiders ... had five receptions for 95 yards, no touchdowns ... longest reception of 47 yards at Mount Marty.

2020: 48 catches, 851yds, 6 TD

Career Highs:

- 6 receptions @ Morningside (2022)
- 86 receiving yards vs. Concordia (2022)
- 47 yards longest reception (2x) (2021, 2022)
- 1 receiving TD (3x) (2022)





RETURNING STARTERS - OFFENSE/SPECIAL TEAMS



JALYN

GRAMSTAD

12

JR // QUARTERBACK

6-2 // 195 // LESTER, IOWA // WEST LYON

2022: Second Team All-Conference (QB) ... GPAC Offensive Player of the Week (9.26) ... became the program's first 1,000-yard rusher since Jacob Kalagonis (2018) in the national title game ... he threw his first-career touchdown pass in the fourth quarter against Concordia (Neb.) ... set career-highs vs. CUNE in rushing yards (184) and rushing touchdowns (4) on Sept. 24 ... set career-high in passing yards (297) vs. Marian ... set career-high in passing touchdowns (5) vs. Marian ... his 68.75% completion percentage (176-256) sets a new program record for a single season ... his 180.24 quarterback rating, 23 rushing touchdowns, and 7.3 yards per rush ranks second in program history for a season.

2021: played in 12 games for the Raiders, letter winner ... recorded 36 tackles (1.5 TFL) ... had three interceptions and tied for the team lead in pass break-ups** (7) ... one fumble recovery.

Career Highs:

Offensive:

- 297 - passing yards vs. Marian (2022)
- 69 - longest pass vs. Marian (2022)
- 5 - passing touchdown vs. Marian (2022)
- 184 - rushing yards vs. Concordia (2022)
- 71 - longest rush vs. Concordia (2022)
- 4 - rushing touchdowns vs. Concordia (2022)

Defensive:

- 9 - tackles vs Morningside (2020)
- 2 - pass break-ups vs Central Methodist (Mo.) (2021)
- 1 - interception (3x)



JAWAN

GRANT

54

JR // OFFENSIVE LINE

6-0 // 275 // KANSAS CITY, MO. // PARK HILL

2022: Honorable Mention All-Conference ... starting offensive lineman.

2021: letter winner ... played in six games on the offensive line for the Red Raiders.

2020: letter winner; played in three games

2019: redshirt season



ELI

STADER

9

SR // KICKER

6-1 // 210 // CEDAR GROVE, WIS. // OOSTBURG

2022: Tied for third-best longest field goal (50-yd) in program history ... hit four field goals on the season (4-for-8) ... set a new single-season program record in PAT kick percentage (min. 10 att.) (98.6%) ... notched the program's second-best PAT made in a season (68), behind his program record set in 2021.

2021: Honorable Mention All-Conference (K) ... broke the program's career record in PATs made (130) for the second straight season ... also broke the program's single-season FGs made (30) ... set single season record for field goals made (16) ... 16-24 FGs (66.7%) ... long of 47 yards ... 104 kickoffs for 5,920 yards with 30 touchbacks ... set a new single-season program record for PATs made in a season (75).

2020: First Team All-Conference (K) ... set a single season record for field goals made (14) and field goal percentage (82.4) ... second place in program's history for PATs made in a single season (55).

Career Highs:

- 662 kickoff yards vs Hastings (2020)
- 50-yard field goal vs Mount Marty (2022)
- 9-9 on PATs vs Presentation (2021)



RETURNING STARTERS - DEFENSE



CODY
MOSER

4

JR // DEFENSIVE BACK

6-1 // 180 // ROCK VALLEY, IOWA // ROCK VALLEY

2022: letter winner ... recorded game-highs in tackles (4), tackles for loss (1.0), and forced fumbles (1) ... played in 14 games.

2021: letter winner ... played in four games ... recorded two tackles ... had one interception and one pass break-up.

2020: letter winner ... played in four games ... recorded one tackle.

Career Highs:

- 4 tackles vs Morningside (2022)
- 1 tackle for loss (2x) (2022)
- 1 forced fumble (2022)
- 1 pass break up (4x) (2021, 2022)



GAVIN
LORENZEN

7

JR // DEFENSIVE BACK

5-11 // 165 // LARCHWOOD, IOWA // WEST LYON

2022: letter winner ... recorded career highs in tackles (7) and pass break ups (2) ... appeared in all 14 games.

2021: letter winner ... played in seven games ... recorded 14 tackles, 12 solo ... had three pass break-ups and one interception.

2020: letter winner ... played in eight games ... recorded eight tackles.

Career Highs:

- 7 tackles vs Morningside (2022)
- 2 pass break ups vs Doane (2022)
- 1 interception (2x) (2021, 2022)



MORRIS
HOFER

23

SR // DEFENSIVE END

6-1 // 230 // ONIDA, S.D. // SULLY BUTTES

2022: Honorable Mention All-Conference (DL) ... recorded two career highs in sacks (2.0) (3x) and tackles for loss (2.0) (2x).

2021: letter winner ... played in two games ... recorded five tackles ... had one sack from his linebacker position.

2020: letter winner ... played in all 13 games ... recorded 21 tackles.

2019: played in six games as a running back and on special teams.

Career Highs:

- 8 tackles vs Dordt (2020)
- 2 sacks vs Doane (2022)
- 2.0 tackles vs (3x) (2022)



JESSEN
REINKING

30

JR // DEFENSIVE END

6-3 // 230 // KINGSLEY, IOWA // KINGSLEY-PIERSON

2022: did not play.

2021: played in all 14 games ... ranked sixth on the team in tackles (34) ... led the team with 6.5 sacks ... also led the team with 10.5 total tackles for loss.


2020: played in 12 games ... recorded 37 tackles and three sacks.

2019: played in all 11 games as part of the Raiders defensive line rotation.

Prior to NWC: redshirt season (2018) at Augustana University in Sioux Falls, S.D.

Career Highs:

- 6 tackles vs Concordia (2020)
- 1.5 QB sack vs Concordia (2020)



RETURNING STARTERS - DEFENSE



BEN
KINGERY

38

JR // LINEBACKER

5-11 // 225 // CASEY, IOWA // ACGC

2022: Second Team All-Conference (LB) ... set career records vs. Briar Cliff (October 29), in tackles (7 total, 3 solo), tackles for loss (2.5), and sacks (1.5).

2021: played in 13 of the 14 games ... recorded 22 tackles (10 solo) ... notched 2.5 tackles for loss ... had one interception and pass break-up.

2020: letter winner ... played in six games ... recorded two tackles.

2019: did not play - redshirt season.

Career Highs:

- 7 tackles vs Briar Cliff (2022)
- 1.5 sacks vs Briar Cliff (2022)
- 2.5 tackles for loss vs Briar Cliff (2022)
- 1 interception vs Doane (2021)
- 1 pass break up vs Morningside (2021)



DRAKE
HARDER

46

SR // DEFENSIVE END

6-4 // 245 // BINGHAM LAKE, MINN. // MOUNTAIN LAKE

2022: letter winner ... played in 12 of the 14 games for the Red Raiders ... recorded 18 tackles and 3.0 TFLs ... NAIA Scholar-Athlete.

2021: did not record any stats ... NAIA Scholar-Athlete.

2020: letter winner ... played in 12 games ... recorded 22 tackles.

2019: redshirt season

Career Highs:

- 5 tackles vs Mount Marty (2021)
- 0.5 sacks vs Jamestown (2020)



PEYTON
NIEUWSMA

93

SR // DEFENSIVE LINE

6-1 // 270 // SIOUX FALLS, S.D. // WASHINGTON

2022: letter winner ... played in eight games ... recorded seven tackles, 2.0 TFLs, and one sack.

2021: letter winner ... played in 12 of the 14 games ... recorded 13 tackles (6 solo).

2020: letter winner ... played in nine games ... recorded 12 tackles.

2019: letter winner ... played in all 11 games as a member of the Raiders defensive line.

Career Highs:

- 4 tackles vs Hastings (2020)
- 1 sack vs Jamestown (2020)



JACOB
DRAGSTRA

97

JR // DEFENSIVE LINE

5-11 // 240 // SIOUX CENTER, IOWA // UNITY CHRISTIAN

2022: recorded career-highs in tackles (4), tackles for loss (2.5), and sacks (1.5) ... recorded 1+ sack in five-straight games.

Career Highs:

- 4 tackles vs Concordia (2022)
- 2.5 tackles for loss vs Mount Marty (2022)
- 1.5 sacks vs Mount Marty (2022)



COACHING RECORDS

1960	Jim Welton	1-5
1961	Jim Welton	3-4-1
1962	Jim Welton	0-8
1963	Jim Welton	4-4
1964	Jim Welton	6-2
1965	Jim Welton	2-6
1966	Jim Welton	2-6
1967	Larry Korver	0-7-1
1968	Larry Korver	7-2
1969	Larry Korver	7-2
1970	Larry Korver	6-3
1971	Larry Korver	6-3
1972	Larry Korver	10-1; National Runner-up
1973	Larry Korver	12-0; NAIA National Champions
1974	Larry Korver	8-2
1975	Larry Korver	7-2-1
1976	Larry Korver	5-5
1977	Larry Korver	6-4
1978	Larry Korver	9-2; National Quarterfinals
1979	Larry Korver	10-2; National Runner-Up
1980	Larry Korver	6-3
1981	Larry Korver	6-2-1
1982	Larry Korver	12-1; National Semifinals
1983	Larry Korver	14-0; NAIA National Champions
1984	Larry Korver	11-2; National Runner-up
1985	Larry Korver	9-1-1; National Semifinals
1986	Larry Korver	8-2
1987	Larry Korver	3-7
1988	Larry Korver	12-1; National Quarterfinals
1989	Larry Korver	6-4-1
1990	Larry Korver	5-5
1991	Larry Korver	4-5
1992	Larry Korver	8-2-1 (4-1-1, 2nd NIAC); National Championship Qualifier
1993	Larry Korver	5-5 (2-4 NIAC)
1994	Larry Korver	10-2 (6-0, 1st NIAC); National Semifinals
1995	Orv Otten	7-3 (4-2, 2nd NIAC)
1996	Orv Otten	10-2 (5-1, 1st NIAC); National Quarterfinals
1997	Orv Otten	5-5 (3-3, 3rd NIAC)
1998	Orv Otten	7-3 (3-3, T3rd NIAC)
1999	Orv Otten	5-4 (3-3, T3rd NIAC)
2000	Orv Otten	9-4 (6-2, T1st GPAC); National Semifinals; Ranked 4th
2001	Orv Otten	5-5 (3-5, T5th GPAC)
2002	Orv Otten	6-4 (4-4, T5th GPAC)

2003	Orv Otten	10-2 (9-1, 2nd GPAC); National Quarterfinals; Ranked 7th
2004	Orv Otten	7-3 (7-3, 4th GPAC); Ranked 17th
2005	Orv Otten	8-3 (7-3, 3rd GPAC); Ranked 17th
2006	Orv Otten	11-2 (9-1, 2nd GPAC); National Quarterfinals; Ranked 6th
2007	Orv Otten	8-2 (8-2, T2nd GPAC); Ranked 15th
2008	Orv Otten	7-3 (7-3, T3rd GPAC); Ranked 18th
2009	Kyle Achterhoff	7-3 (7-3, 4th GPAC); Ranked 25th
2010	Kyle Achterhoff	8-2 (8-2, 3rd GPAC); Ranked 18th
2011	Kyle Achterhoff	9-2 (7-2, T2nd GPAC); Ranked 17th
2012	Kyle Achterhoff	9-3 (7-2, 2nd GPAC); National Championship Qualifier; Ranked T12th
2013	Kyle Achterhoff	8-3 (7-2, T2nd GPAC); National Championship Qualifier; Ranked 13th
2014	Kyle Achterhoff	9-2 (8-1, T1st GPAC); National Championship Qualifier; Ranked 12th
2015	Kyle Achterhoff	6-4 (5-4, T4th GPAC)
2016	Matt McCarty	3-7 (3-5, 6th GPAC)
2017	Matt McCarty	10-2 (7-1, 2nd GPAC); National Quarterfinals; Ranked 8th
2018	Matt McCarty	9-2 (8-1, 2nd GPAC); National Championship Qualifier; Ranked 12th
2019	Matt McCarty	9-2 (8-1, 2nd GPAC); National Championship Qualifier; Ranked 10th
2020	Matt McCarty	11-2 (8-1, 2nd GPAC); National Championship Runners-up; Ranked 2nd
2021	Matt McCarty	12-2 (8-1, 2nd GPAC); National Championship Semifinals; Ranked 4th
2022	Matt McCarty	13-1 (9-1, 2nd GPAC); NAIA National Champions; Ranked 3rd

NWC Football Overall: 458-194-7 (.695)

YEARS	NAME	RECORD	WIN %
1960-67	Jim Welton	18-35-1	0.333
1967-95	Larry Korver	212-77-6	0.719
1995-08	Orv Otten	105-45	0.700
2009-15	Kyle Achterhoff	56-19	0.747
2016-pres.	Matt McCarty	67-18	0.788



MATT McCARTY



Matt McCarty
(2016-pres.)



Kyle Achterhoff
(2009-15)



Orv Otten
(1995-08)



Larry Korver
(1967-94)



Jim Welton
(1960-66)



NATIONAL RANKINGS

1999 WEEK POLL RANK table with 11 rows of ranking data

2005 WEEK POLL RANK table with 11 rows of ranking data

2011 WEEK POLL RANK table with 11 rows of ranking data

2017 WEEK POLL RANK table with 11 rows of ranking data

2000 WEEK POLL RANK table with 11 rows of ranking data

2006 WEEK POLL RANK table with 11 rows of ranking data

2012 WEEK POLL RANK table with 11 rows of ranking data

2019 WEEK POLL RANK table with 11 rows of ranking data

2001 WEEK POLL RANK table with 11 rows of ranking data

2007 WEEK POLL RANK table with 11 rows of ranking data

2013 WEEK POLL RANK table with 11 rows of ranking data

2019 WEEK POLL RANK table with 11 rows of ranking data

2002 WEEK POLL RANK table with 11 rows of ranking data

2008 WEEK POLL RANK table with 11 rows of ranking data

2014 WEEK POLL RANK table with 11 rows of ranking data

2020 (COVID SEASON) WEEK POLL RANK table with 11 rows of ranking data

2003 WEEK POLL RANK table with 11 rows of ranking data

2009 WEEK POLL RANK table with 11 rows of ranking data

2015 WEEK POLL RANK table with 11 rows of ranking data

2021 WEEK POLL RANK table with 11 rows of ranking data

2004 WEEK POLL RANK table with 11 rows of ranking data

2010 WEEK POLL RANK table with 11 rows of ranking data

2016 WEEK POLL RANK table with 11 rows of ranking data

2022 WEEK POLL RANK table with 11 rows of ranking data

NATIONAL RANKING QUICK FACTS

TOP-25 RANKINGS
Total appearances: 237
Most recent: 11/13/2022
Most consecutive: 72
Start: 10/24/2005
End: 9/12/2011
Current Streak: 64
Start: 9/11/2017

TOP-20 RANKINGS
Total appearances: 214
Most recent: 11/13/2022
Most consecutive: 62
Start: 9/18/2017
End: Present
Current Streak: 62
Start: 9/18/2017

TOP-15 RANKINGS
Total appearances: 164
Most recent: 11/13/2022
Most consecutive: 59
Start: 10/16/2017
End: Present
Current streak: 59
Start: 10/16/2017

TOP-10 RANKINGS
Total appearances: 97
Most recent: 11/13/2022
Most consecutive: 40
Start: 9/16/2019
End: Present
Current streak: 40
Start: 9/16/2019

TOP-5 RANKINGS
Total appearances: 44
Most recent: 11/13/2022
Most consecutive: 24
Start: 5/17/2021
End: Present
Current streak: 24
Start: 5/17/2021



ALL-TIME PLAYOFFS RESULTS

ALL-TIME PLAYOFF RECORD: 30-21

YEAR RESULTS (RECORD)

2022 NATIONAL CHAMPIONS (13-1)
First Round: def. Dickinson State (N.D.), 49-7
Quarterfinals: def. Marian (Ind.), 52-27
Semifinals: def. Indiana Wesleyan, 38-7
Championship: def. Keiser (Fla.), 35-25

2021 National Semifinals (12-2)
First Round: def. Central Methodist (Mo.), 24-7
Quarterfinals: def. Marian (Ind.), 25-20
Semifinals: lost to Morningside, 28-19

2020 National Runners-Up (11-2)
First Round: def. Dickinson State (N.D.), 31-7
Quarterfinals: def. Grand View (Iowa), 27-24
Semifinals: def. Morningside, 44-41
Championship: lost to Lindsey Wilson (Ky.), 45-13

2019 National Championship Qualifier (9-2)
First Round: lost to Saint Xavier (Ill.), 25-20

2018 National Championship Qualifier (9-2)
First Round: lost to Dickinson State (N.D.), 14-6

2017 National Quarterfinals (10-2)
First Round: def. Langston (Okla.), 55-7
Quarterfinals: lost to Saint Francis (Ind.), 30-3

2014 National Championship Qualifier (9-2)
First Round: lost to Missouri Valley, 20-17 (2OT)

2013 National Championship Qualifier (8-3)
First Round: lost to Missouri Valley, 38-13

2012 National Championship Qualifier (9-3)
First Round: lost to Marian (Ind.), 42-32

2006 National Quarterfinals (11-2)
First Round: def. Black Hills State (S.D.), 17-10
Quarterfinals: lost to Missouri Valley, 33-26

2003 National Quarterfinals (10-2)
First Round: def. Ottawa (Kan.), 36-33
Quarterfinals: lost to Sioux Falls (S.D.), 33-7

2000 National Semifinals (9-4)
First Round: def. Benedictine (Kan.), 27-26
Quarterfinals: def. St. Ambrose (Iowa), 21-14
Semifinals: lost to Northwestern Oklahoma, 42-7

1996 National Quarterfinals (10-2)
First Round: def. Valley City State (N.D.), 14-7
Quarterfinals: lost to Sioux Falls (S.D.), 52-21

1994 National Semifinals (10-2)
First Round: def. Trinity International (Ill.), 38-20
Quarterfinals: def. Minot State (N.D.), 28-26
Semifinals: lost to Pacific Lutheran (Wash.), 28-7

1992 National Championship Qualifier (8-2-1)
First Round: lost to Baker (Kan.), 21-20

1988 National Quarterfinals (12-1)
First Round: def. Sioux Falls (S.D.), 14-9
Quarterfinals: lost to Wisconsin-La Crosse, 45-33

1985 National Semifinals (9-1-1)
Quarterfinals: def. Benedictine (Kan.), 32-22
Semifinals: lost to Wisconsin-La Crosse, 35-28 (3OT)

1984 National Runners-Up (11-2)
Quarterfinals: def. Southwest (Kan.), 45-23
Semifinals: def. Baker (Kan.), 19-2
Championship: lost to Linfield (Ore.), 33-22

1983 NATIONAL CHAMPIONS (14-0)
Quarterfinals: def. St. Thomas (Minn.), 17-10
Semifinals: def. William Jewell (Mo.), 30-12
Championship: def. Pacific Lutheran (Wash.), 25-21

1982 National Semifinals (12-1)
Quarterfinals: def. St. John's (Minn.), 33-28
Semifinals: lost to William Jewell (Mo.), 23-10

1979 National Runners-Up (10-2)
Quarterfinals: def. Midland, 40-27
Semifinals: def. Bethany (Kan.), 49-21
Championship: lost to Findlay (Ohio), 51-6

1978 National Quarterfinals
Quarterfinals: lost to Concordia (Minn.), 49-0

1973 NATIONAL CHAMPIONS (12-0)
Semifinals: def. William Jewell (Mo.), 28-2
Championship: def. Glenville State (W.V.), 10-3

1972 National Runners-Up (10-1)
Semifinals: def. Franklin (Ind.), 13-6
Championship: lost to Missouri Southern, 14-21



2022 NAIA NATIONAL CHAMPIONSHIP TEAM PHOTO



2022 GAME-BY-GAME

GAME 1



#3 NORTHWESTERN (0-1, 0-1) 29
#1 MORNINGSIDE (1-0, 1-0) 30

SIOUX CITY, Iowa - In a highly anticipated top-5 NAIA matchup to open the 2022 season, the Red Raiders and Mustangs did not disappoint the sold out Elwood Olsen Stadium on the campus of Morningside University.

The first big chunk play came on the second drive as Blake Fryar found Cade Moser on the near sideline for a 26-yard reception. The drive would end with Fryar finding Michael Storey in the corner of the endzone for a 26-yard touchdown strike on a beautifully thrown over-the-shoulder pass.

Logan Meyer would punch it in from two yards out to retake the lead in the final minute of the opening quarter, leading 14-7.

Northwestern would threaten late in the first half with the score knotted up at 14-14 with a first-and-goal from just outside the goal line. However, the Red Raiders would be unable to put any points on the board heading into the halftime break.

Morningside would open up a 23-14 advantage early in the second half. Jalyn Gramstad made his first-career appearance at quarterback and he would lead a drive down the field and cap it off with an 11-yard scamper into the end zone to cut into Morningside's lead, trailing 23-21 with just over a minute left in the third quarter.

In a one possession affair the rest of the way, the Mustangs would hold onto their slim advantage to take a 30-29 Week 1 victory.

Michael Storey collected his fifth-career 100-yard receiving game (112 yards, seven catches). Gramstad scored his first-career touchdown in the third quarter. Parker Fryar had a game-high 17 tackles (seven solo).

SCORE BY QUARTERS

Table with 5 columns: Quarter (1st, 2nd, 3rd, 4th), Total. Rows for NWC and MORN.

Table with 4 columns: OTR., TIME, SCORING PLAY, SCORE. Lists game events and scores.

TEAM STATISTICS

Table comparing team statistics for NWC and MOR across categories like First Downs, Rushing, Passing, etc.

GAME 2



DAKOTA WESLEYAN (0-3, 0-2) 7
#3 NORTHWESTERN (1-1, 1-1) 54

ORANGE CITY, Iowa -The NWC 13-game winning streak would begin with a dominant 54-7 home opener win over the Tigers of Dakota Wesleyan University, capitalizing on the season's first 500+ yards of offense day.

Northwestern jumped out to a fast 20-0 lead after one quarter of play and never took their foot off the gas pedal.

Logan Meyer would punch it in from two yards out to retake the lead in the final minute of the opening quarter, leading 14-7. A pair of rushing scores from the NWC dynamic running back duo of Konner McQuillan and Logan Meyer made it 14-0, followed by a TD reception from tight end Blake Anderson.

Capitalizing on their 356 yards of offense in the first half, the Red Raiders took a 33-7 advantage into the halftime break. A pair of rushing scores from Jalyn Gramstad sealed the deal in the fourth quarter as the Raider defense kept the Tigers from scoring in the second half.

The Red Raider defense forced two Tiger fumbles in the contest, recovering one. NWC also had one interception by Jaden Snyder, returning it 40 yards.

The 8.7 yards per play mark would end up being the best for the Red Raiders for the entire season. Putting up 507 yards of offense on 58 plays from the line of scrimmage.


SCORE BY QUARTERS

Table with 5 columns: Quarter (1st, 2nd, 3rd, 4th), Total. Rows for DWU and NWC.

Table with 4 columns: OTR., TIME, SCORING PLAY, SCORE. Lists game events and scores.

TEAM STATISTICS

Table comparing team statistics for DWU and NWC across categories like First Downs, Rushing, Passing, etc.



2022 GAME-BY-GAME

GAME 3



#4 NORTHWESTERN (2-1, 2-1) 48
JAMESTOWN (2-2, 1-2) 3

ORANGE CITY, Iowa - A career day for quarterback Blake Fryar as he threw five touch-down passes on 23-for-30 passing with 213 yards as the Red Raiders rolled to a 48-3 win in the state of North Dakota at the University of Jamestown.

Northwestern jumped out to a fast 20-0 lead midway through the second quarter and never took their foot off the gas pedal.

The second half saw then backup quarterback Jalyn Gramstad get some snaps, picking up a rushing touchdown from 32-yards out for the final Northwestern score of the day.

Right before the halftime break, the Fryar brothers - Blake and Parker - connected on a 22-yard touchdown pass on a set fake field goal. It marked a pass from QB1 to starting linebacker on the play.

The game marked the second of the season, and second-straight game, the Red Raider offense tallied 500+ yards of total offense.

SCORE BY QUARTERS

Table with 6 columns: Quarter (1st, 2nd, 3rd, 4th), Total, and rows for NWC and UJ.

Table with 4 columns: QTR., TIME, SCORING PLAY, SCORE. Lists game events and scores by quarter.

Table with 3 columns: TEAM STATISTICS, NWC, UJ. Lists various team statistics like First Downs, Rushing, Passing, etc.

GAME 4



CONCORDIA (NEB.) (0-3, 0-3) 10
#4 NORTHWESTERN (3-1, 3-1) 34

ORANGE CITY, Iowa - A tale of two halves marked the Concordia-Northwestern game in Orange City. Highlighted by a breakout performance by Jalyn Gramstad with his 356 yards and responsible for all five touchdowns, the Red Raiders used 34 unanswered second half points to down the Bulldogs, moving the streak to three-straight wins and the third-straight week with 500+ yards of total offense.

The Bulldogs had the Red Raiders on the rope in the first half, holding a 10-0 lead at the halftime break. Concordia would be the only team all season long to hold Northwestern scoreless in the first half. A first quarter touchdown and a field goal in the second for the Bulldogs was all the scoring that occurred in the first 30 minutes of football.

The story of the game would drastically change in the second half, as Northwestern would score five unanswered touchdowns to roll past CUNE - and it began right away. Not even a full two minutes into the third quarter, Gramstad would find the end zone - the first score of the day for the Red Raiders - from 20-yards out to cut the Bulldog lead to a field goal (10-7). A pair more of Gramstad rushing scores in the third would give NWC their first lead of the contest, and they would not relinquish it, leading 20-10 after three.

In the final quarter, Gramstad threw his first-career touchdown pass, finding Michael Storey for a 35-yard strike. The final score of the day would be the fourth rushing score for Gramstad, finishing off a drive from seven-yards out.


The career-making day for the defensive-back-turned-quarterback Gramstad saw him throw his first-career touchdown passes and set three new career-highs. By the end of the day, Gramstad would notch new career-highs in rushing yards (177), rushing touchdowns (4), passing touchdowns (1), and passing yards (179). The two rushing career-highs will be taken into the 2023 season.

SCORE BY QUARTERS

Table with 6 columns: Quarter (1st, 2nd, 3rd, 4th), Total, and rows for CUNE and NWC.

Table with 4 columns: QTR., TIME, SCORING PLAY, SCORE. Lists game events and scores by quarter.

Table with 3 columns: TEAM STATISTICS, CUNE, NWC. Lists various team statistics like First Downs, Rushing, Passing, etc.



2022 GAME-BY-GAME

GAME 5



MOUNT MARTY (2-3, 1-3) 8
#4 NORTHWESTERN (4-1, 4-1) 52

ORANGE CITY, Iowa - Erupting for 50+ points for the second time of the season, Northwestern had no troubles with Mount Marty on Homecoming weekend at Northwestern College...

Marking his first start at quarterback at Northwestern, Jalyn Gramstad was hard to stop. Completing 18 of his 26 pass attempts for 238 yards and three touchdown tosses.

It didn't take long for the Raider offense to get the Homecoming crowd on their feet as Gramstad found Michael Storey from 36-yards out for the first score of the game not even two full minutes into the game.

Eli Stader would hit a career-long 50-yard field goal in the second quarter, breaking his previous personal best of 47 yards.

Michael Storey picked up his seventh-career 100-yard receiving game with his 139 yards on nine catches.

SCORE BY QUARTERS

Table with 5 columns: Quarter (1st, 2nd, 3rd, 4th), Total, MMU, NWC

OTR. TIME SCORING PLAY SCORE table listing game events and scores

TEAM STATISTICS table comparing MMU and NWC stats

GAME 6



#4 NORTHWESTERN (5-1, 5-1) 23
DORDT (3-3, 3-3) 0

SIoux CENTER, Iowa - Northwestern picked up their lone shutout of the season with a 23-0 victory over rival Dordt in Sioux Center, picking up their first shutout since the 54-0 win at Dakota Wesleyan in 2021.

The Red Raiders put up points in each quarter of the contest, including a touchdown in the first three frames. Two of the three scores came on the ground as both Jalyn Gramstad and Logan Meyer found the end zone.

The Raiders dominated the time of possession battle, holding the ball for over 42 minutes on the day. The typically high-powered Dordt rushing attack was stifled to just 129 yards of total offense.

Parker Fryar recorded his third double digit tackle game of the season, leading the team with his 10 tackles.


Northwestern won their 15th-straight game against the Defenders in the all-time series, having never lost to Dordt in football since the Defenders added a football program in 2008.

SCORE BY QUARTERS

Table with 5 columns: Quarter (1st, 2nd, 3rd, 4th), Total, NWC, DORDT

OTR. TIME SCORING PLAY SCORE table listing game events and scores

TEAM STATISTICS table comparing NWC and DORDT stats



2022 GAME-BY-GAME

GAME 7



#4 NORTHWESTERN (6-1, 6-1) 59
DOANE (3-4, 3-4) 10

CRETE, Neb. - Northwestern put up a season-best 59 points in the 59-10 rout of the Doane Tigers to move to 6-1 on the season as senior wide receiver Michael Storey notched his eighth-career 100-yard receiving game in the win.

The contest could be summed up in the first two drives. Doane received the opening kick, going three-and-out. Northwestern would respond by going eight plays for 56 yards as Jalyn Gramstad finished off the drive with a seven-yard touchdown scamper to make it 7-0. Near the end of the first quarter, Logan Meyer punched the rock in from one-yard out to take the 14-0 lead.

The scoring pace slowed up in the second half, but it was Northwestern who pitched the second half shutout, scoring 24 unanswered points. The passing game came alive in the third quarter as Gramstad began airing the ball out. He would first find Storey for a 28-yard touchdown strike. The very next drive would be a three-play series capped by an explosive 37-yard touchdown strike from Gramstad to Tanner Schouten, bringing Schouten's season touchdown total to three.

The Red Raider defense held Doane to just TWO (2) rushing yards (26 attempts), marking a new season low, thanks to four NWC sacks. Morris Hofer recorded two of the team's four sacks, joined by one from Adam Gubbels and Jacob Dragstra.

SCORE BY QUARTERS

Table with 5 columns: Quarter (1st, 2nd, 3rd, 4th), Total, NWC, DOANE

Table with 4 columns: QTR., TIME, SCORING PLAY, SCORE

Table with 3 columns: TEAM STATISTICS, NWC, DOANE

GAME 8



BRIAR CLIFF (1-8, 1-7) 7
#4 NORTHWESTERN (7-1, 7-1) 56

ORANGE CITY, Iowa - The potent Raider offense eclipsed the 50-point mark for the second-straight week and for the fourth time on the season in the 56-7 win over Briar Cliff, marking 20-straight wins against the Chargers in series history (20-0).

Northwestern jumped out to a 14-0 lead in the first quarter thanks to a pair of rushing scores from the running back duo of Konner McQuillan and Logan Meyer.

The second quarter made it decisively Red Raiders with for more touchdowns, jumping to the 42-0 halftime advantage. Three of the four scores in the quarter came through the air as Jalyn Gramstad would find senior wide receiver Cade Moser for a pair of scores.

At the halftime break, Northwestern had put up 344 yards of offense to Briar Cliff's 59 yards, despite the Chargers having the ball for nearly 18 minutes in the half. Most of the Red Raider starters would see their day come to an end at halftime, as more second- and third-string Raiders would get to see the field in the second half.


The game marked the third time on the season NWC put up at least eight touchdowns, claiming their 20th-straight victory over Briar Cliff.

SCORE BY QUARTERS

Table with 5 columns: Quarter (1st, 2nd, 3rd, 4th), Total, BCU, NWC

Table with 4 columns: QTR., TIME, SCORING PLAY, SCORE

Table with 3 columns: TEAM STATISTICS, BCU, NWC



2022 GAME-BY-GAME

GAME 9



#15 MIDLAND (8-2, 7-2) 10
#3 NORTHWESTERN (8-1, 8-1) 42

ORANGE CITY, Iowa - The NIAA top-15 battle proved to be all Red Raiders as NWC jumped out to a 21-3 halftime lead and never looked back en route to a 42-10 win over No. 15-ranked Midland in Orange City.

Northwestern wasted no time against No. 15 Midland this afternoon in front of the home crowd. The Red Raiders scored touchdowns on all three first quarter possessions to jump out to a quick 21-0 lead and never looked back.

The second half proved to be just more Red Raider dominance as three more touchdowns in the third quarter would make the game lopsided. Following a Midland three-and-out, McQuillan would take the first play from scrimmage and take it 62 yards to the house - the longest play of the day by either side, making it 35-3 Red Raiders.

On the day, Cade Moser became just the second Red Raider to notch 200 career receptions, joining Shane Solberg, while tallying his 18th-career 100-yard receiving game.

SCORE BY QUARTERS

Table with 5 columns: Quarter (1st, 2nd, 3rd, 4th), Total, MID, NWC

OTR. TIME SCORING PLAY SCORE table with 4 columns

TEAM STATISTICS table with 3 columns: Stat, MID, NWC

GAME 10



HASTINGS (7-4, 6-4) 10
#3 NORTHWESTERN (9-1, 9-1) 41

HASTINGS, Neb. - The regular season came to a dominant end with a 41-10 win at Hastings, holding the Broncos scoreless through the first three quarters of play on their home turf.

Scoring touchdowns on their first four offensive possessions of the day, the game was all but over by halftime. The first two scores came way of Jalyn Gramstad's legs with runs of 11 and 1 yard scores.

In the second quarter, Gramstad threw his first touchdown toss with a 2-yard flip to Cade Moser. Following a Noah Van't Hof scoop-and-score on the ensuing Hastings possession, Northwestern held the commanding 27-0 lead.

Hastings would put up 10 points in the final quarter of play, unable to find any offensive success against the Red Raiders starting defensive unit. The last bang of the Raider offense was Cade Moser's second touchdown reception of the day with his 41-yard touchdown reception, as NWC held their largest lead of the day of 41-0 with 11 minutes remaining in the third quarter.

Northwestern won their 16th-straight game over Hastings and for the ninth-straight game of the season held their opponent to 10 or less points. The offense exploded with 325 passing yards as a team, Jalyn Gramstad with 212 of those yards and Blake Fryar with 113.

SCORE BY QUARTERS

Table with 5 columns: Quarter (1st, 2nd, 3rd, 4th), Total, NWC, HAS

OTR. TIME SCORING PLAY SCORE table with 4 columns

TEAM STATISTICS table with 3 columns: Stat, NWC, HAS



2022 GAME-BY-GAME

GAME 11



#17 DICKINSON STATE (8-3, 6-0) 7
#3 NORTHWESTERN (10-1, 9-1) 49

ORANGE CITY, Iowa - Jumping out to a commanding 35-0 lead early in the contest, No. 17-ranked Dickinson State (N.D.) proved to be no issue for the Red Raiders in the First Round of the NAIA Football Championship Series (FCS) as Northwestern rolled to a 49-7 victory.

Three first quarter touchdowns set the tone for the day as a pair of rushing scores from Jalyn Gramstad and Konner McQuillan, and a 47-yard strike from Gramstad to Cade Moser made it 21-0 after 15 minutes.

Another 21 combined points would be put on the board in the second quarter as the two teams put up a total of 42 points in the first half. Punching in his second rushing score of the day, Gramstad extended the Red Raider lead up to 28-0 not even a minute into the quarter. He would strike again with a 44-yard scamper to the end zone, as the Blue Hawks had no answer for the Red Raider ground game.

Dickinson State would put their lone touchdown on the board just before the half, with a 10-yard touchdown strike to cap off a seven-play, 38-yard drive. NWC took a 35-7 lead into the break.

The second half would be a lot less offense and a lot more working the clock. Northwestern would be the only team to put points on the board in the final half, putting a score up in both the third and fourth quarters.

The Red Raider defense held the North Star Athletic Association (NSAA) to just over 200 yards of offense (206) on the cold and windy November day. It marked the second-straight win over the Blue Hawks in the NAIA Playoffs.

SCORE BY QUARTERS

Table with 5 columns: 1st, 2nd, 3rd, 4th, Total. Rows for DSU and NWC.

Table with 4 columns: OTR., TIME, SCORING PLAY, SCORE. Lists game events from 07:19 to 12:50.

Table with 3 columns: TEAM STATISTICS, DSU, NWC. Lists stats like First Downs, Rushing, Passing, etc.

GAME 12



#7 MARIAN (9-2, 6-1) 27
#3 NORTHWESTERN (11-1, 9-1) 52

ORANGE CITY, Iowa - Meeting for the second-straight season in the NAIA FCS Quarterfinals, the 2022 edition proved to be all Northwestern in their dominant 52-27 win. NWC notches the 50-point mark for fifth -- and final -- time of the 2022 season in the rout.

In a tightly contested opening quarter from De Valois Stadium, it would be Northwestern holding a slim 7-0 lead thanks to a 17-yard rushing score from Jalyn Gramstad on their second possession of the day, midway through the quarter.

Then, in the second quarter, Michael Storey became the headline of the day for all Red Raider fans, snagging FOUR touchdown passes from Jalyn Gramstad as NWC defeated Marian for the second-straight time in the NAIA FCS Quarterfinals. To add to the impressive feat, all four receiving scores came in the second quarter as Northwestern took a commanding 35-0 lead into the halftime locker room.

The Knights would put points on the board in the second half, mainly on the Red Raiders second string defense in an attempt to make the score respectable.

The passing game exploded for the Red Raiders as Gramstad notched new career-highs in passing yards (297) and passing touchdowns (5) in the victory. He completed 21 of his 33 attempts for an average of 14.1 yards per completion and 9.0 yards per attempt.

Storey would end the day with seven receptions for 138 yards with a long of 44 yards. He tied a single-game record with his four receiving touchdowns. Teammate Cade Moser would be just under 100 yards receiving at the end of the day, having 93 yards on nine catches.

SCORE BY QUARTERS

Table with 5 columns: 1st, 2nd, 3rd, 4th, Total. Rows for MARIAN and NWC.

Table with 4 columns: OTR., TIME, SCORING PLAY, SCORE. Lists game events from 08:46 to 00:00.

Table with 3 columns: TEAM STATISTICS, MARIAN, NWC. Lists stats like First Downs, Rushing, Passing, etc.



2022 GAME-BY-GAME

GAME 13



#5 INDIANA WESLEYAN (11-2, 7-0) 7
#3 NORTHWESTERN (12-1, 9-1) 38

ORANGE CITY, Iowa - Facing back-to-back Mid-States Football Association (MSFA) opponents in the NAIA FCS proved not to bother the Red Raiders as they gallop past No. 5-ranked Indiana Wesleyan...

Jalyn Gramstad, once again, was the star of the show, combining for 252 yards of offense and responsible for four Red Raider touchdowns on the day.

Northwestern game out of the gates red hot, putting up the first 17 points of the game to take a 17-0 into the halftime break as neither team could muster any points in the second quarter.

The Raiders struck for a pair of touchdowns in the third quarter which effectively sealed the deal as Gramstad threw his second touchdown pass of the day with an 18-yard pass to Blake Anderson...

The fourth quarter saw the Wildcats avoid the shut out, as they would put the final points on the board with a rushing score with six minutes left in the game.

Indiana Wesleyan was the seventh team on the season Northwestern allowed under 200 yards of total offense to. Stifling a Wildcat offense that entered the day sitting second in the MSFA in points per game and fifth in total offense.

SCORE BY QUARTERS

Table with 5 columns: Quarter (1st, 2nd, 3rd, 4th), Total, IWU, NWC

Table with 4 columns: OTR., TIME, SCORING PLAY, SCORE

Table with 3 columns: TEAM STATISTICS, IWU, NWC

GAME 14



#12 KEISER (10-4, 6-0) 25
#3 NORTHWESTERN (13-1, 9-1) 35

DURHAM, N.C. - The No. 3-ranked Northwestern College football team (13-1, 9-1 GPAC) put an exclamation mark on the phenomenal 2022 season, winning the Battle of the Red Banner...

After a scoreless first quarter, the scoring began in the second as both teams put up a touchdown to make it 7-7 at the break.

"I'm just so happy for our guys. They've prepared and worked like champs all year. As a former player, it's awesome to bring a national championship back to Orange City," said head coach Matt McCarty.

Northwestern started the second half with the football and, again, it was Moser on a wide receiver sweep going 64 yards down the far sideline to give the Red Raiders their first lead of the afternoon at 14-7.

"It means the world to be able to bring the national championship trophy back to Orange City for the alumni, fans, and community of Northwestern supporters," noted Gramstad.


Coming back for his senior season, Van't Hof would seal the Red Raider win with his second interception of the day and ending his Northwestern career with that pick.

SCORE BY QUARTERS

Table with 5 columns: Quarter (1st, 2nd, 3rd, 4th), Total, KEISER, NWC

Table with 4 columns: OTR., TIME, SCORING PLAY, SCORE

Table with 3 columns: TEAM STATISTICS, KEISER, NWC



2022 STATISTICS

SCORE BY QUARTERS	1st	2nd	3rd	4th	Total
Northwestern	165	187	167	93	612
Opponents	20	47	26	68	161

Team Statistics	NWC	OPP
SCORING	612	161
Points Per Game	43.71	11.50
FIRST DOWNS	356	184
Rushing	174	71
Passing	167	98
Penalty	15	15
RUSHING YARDAGE	2913	891
Yards gained	3136	1274
Yards lost	223	383
Attempts	538	393
Avg Per Attempt	5.4	2.3
Avg Per Game	208.1	63.6
TDs Rushing	44	9
PASSING YARDAGE	3633	2282
Att-Comp-Int	388-262-6	379-213-20
Avg Per Attempt	9.36	6.02
Avg Per Catch	13.87	10.71
Avg Per Game	259.50	163.00
TDs Passing	38	11
TOTAL OFFENSE	6546	3173
Total Plays	926	772
Avg Per Play	7.1	4.1
Avg Per Game	467.6	226.6
KICK RETURNS: #-YARDS	23-346	59-1110
PUNT RETURNS: #-YARDS	27-248	9-38

Team Statistics (Cont.)	NWC	OPP
INT RETURNS: #-YARDS	20-201	6-88
KICK RETURN AVERAGE	15.04	18.81
PUNT RETURN AVERAGE	9.19	4.22
INT RETURN AVERAGE	10.05	14.67
FUMBLES-LOST	8-6	16-8
PENALTIES-YARDS	56-509	68-662
Avg Per Game	36.36	47.29
PUNTS-YARDS	37-1422	89-3217
Avg Per Punt	38.43	36.15
Net Punt Avg	35.24	33.13
KICKOFFS-YARDS	105-6068	39-2204
Avg Per Kick	57.79	56.51
Net Kick Avg	39.98	40.97
TIME OF POSSESSION	07:45:46	06:11:04
Per Game	33:16	26:30
3RD-DOWN CONVERSIONS	92-168	45-174
3rd-Down Pct	54.76 %	25.86 %
4TH-DOWN CONVERSIONS	12-23	16-27
4th-Down Pct	52.17 %	59.26 %
SACKS BY-YARDS	27-197	23-125
TOUCHDOWNS SCORED	86	20
FIELD GOALS-ATTEMPTS	4-8	6-6
ON-SIDE KICKS	0-0	0-0
RED-ZONE SCORES	56-70	21-29
RED-ZONE TOUCHDOWNS	54-70	15-29
PAT-ATTEMPTS	80-84	17-18

Offensive Statistics										
#	RUSHING	GP	ATT	GAIN	LOSS	NET	AVG	TD	LG	AVG/G
12	Gramstad, Jalyn	14	141	1121	97	1024	7.3	23	71	73.14
3	McQuillan, Konner	14	153	825	19	806	5.3	11	62	57.57
2	Meyer, Logan	11	110	560	17	543	4.9	9	45	49.36
20	Telford, Kole	10	44	186	12	174	4.0	0	17	17.40
11	Fryar, Blake	9	29	180	28	152	5.2	0	32	16.89
1	Moser, Cade	9	3	145	0	145	48.3	1	64	16.11
36	Packer, Garrett	10	28	72	8	64	2.3	0	9	6.40
4	Storey, Michael	14	4	23	0	23	5.8	0	12	1.64
17	Dykstra, Logan	8	2	7	1	6	3.0	0	7	0.75
31	Kamerman, Lane	1	1	3	0	3	3.0	0	3	3.00
3	Rice, Nate	11	3	3	0	3	1.0	0	2	0.27
47	Garcia, Andrew	1	1	1	0	1	1.0	0	1	1.00
8	Schouten, Tanner	13	2	2	2	0	0.0	0	2	0.00
0	Wynne, Reece	5	1	0	7	-7	-7.0	0	0	-1.40
7	Guggenmos, Luke	7	13	8	30	-22	-1.7	0	8	-3.14
	Total	14	538	3136	223	2913	5.4	44	71	208.07
	Opponents	14	393	1274	383	891	2.3	9	23	63.64
#	PASSING	GP	RATING	COMP-ATT-INT	PCT	YDS	TD	LG	AVG/G	
12	Gramstad, Jalyn	14	180.24	176-256-4	68.75%	2511	25	69	179.36	
11	Fryar, Blake	9	165.07	77-119-2	64.71%	998	12	82	110.89	
7	Guggenmos, Luke	7	171.45	8-11-0	72.73%	90	1	36	12.86	
6	Snyder, Jaden	14	385.60	1-1-0	100.0%	34	0	34	2.43	
20	Telford, Kole	10	0.00	0-1-0	0.00 %	0	0	0	0.00	
	Total	14	175.41	262-388-6	67.53 %	3633	38	82	259.50	
	Opponents	14	105.80	213-379-20	56.20 %	2282	11	60	163.00	




2022 STATISTICS

SCORE BY QUARTERS	1st	2nd	3rd	4th	Total
Northwestern	165	187	167	93	612
Opponents	20	47	26	68	161

Team Statistics	NWC	OPP
SCORING	612	161
Points Per Game	43.71	11.50
FIRST DOWNS	356	184
Rushing	174	71
Passing	167	98
Penalty	15	15
RUSHING YARDAGE	2913	891
Yards gained	3136	1274
Yards lost	223	383
Attempts	538	393
Avg Per Attempt	5.4	2.3
Avg Per Game	208.1	63.6
TDs Rushing	44	9
PASSING YARDAGE	3633	2282
Att-Comp-Int	388-262-6	379-213-20
Avg Per Attempt	9.36	6.02
Avg Per Catch	13.87	10.71
Avg Per Game	259.50	163.00
TDs Passing	38	11
TOTAL OFFENSE	6546	3173
Total Plays	926	772
Avg Per Play	7.1	4.1
Avg Per Game	467.6	226.6
KICK RETURNS: #-YARDS	23-346	59-1110
PUNT RETURNS: #-YARDS	27-248	9-38

Team Statistics (Cont.)	NWC	OPP
INT RETURNS: #-YARDS	20-201	6-88
KICK RETURN AVERAGE	15.04	18.81
PUNT RETURN AVERAGE	9.19	4.22
INT RETURN AVERAGE	10.05	14.67
FUMBLES-LOST	8-6	16-8
PENALTIES-YARDS	56-509	68-662
Avg Per Game	36.36	47.29
PUNTS-YARDS	37-1422	89-3217
Avg Per Punt	38.43	36.15
Net Punt Avg	35.24	33.13
KICKOFFS-YARDS	105-6068	39-2204
Avg Per Kick	57.79	56.51
Net Kick Avg	39.98	40.97
TIME OF POSSESSION	07:45:46	06:11:04
Per Game	33:16	26:30
3RD-DOWN CONVERSIONS	92-168	45-174
3rd-Down Pct	54.76 %	25.86 %
4TH-DOWN CONVERSIONS	12-23	16-27
4th-Down Pct	52.17 %	59.26 %
SACKS BY-YARDS	27-197	23-125
TOUCHDOWNS SCORED	86	20
FIELD GOALS-ATTEMPTS	4-8	6-6
ON-SIDE KICKS	0-0	0-0
RED-ZONE SCORES	56-70	21-29
RED-ZONE TOUCHDOWNS	54-70	15-29
PAT-ATTEMPTS	80-84	17-18

Offensive Statistics										
#	RUSHING	GP	ATT	GAIN	LOSS	NET	AVG	TD	LG	AVG/G
12	Gramstad, Jalyn	14	141	1121	97	1024	7.3	23	71	73.14
3	McQuillan, Konner	14	153	825	19	806	5.3	11	62	57.57
2	Meyer, Logan	11	110	560	17	543	4.9	9	45	49.36
20	Telford, Kole	10	44	186	12	174	4.0	0	17	17.40
11	Fryar, Blake	9	29	180	28	152	5.2	0	32	16.89
1	Moser, Cade	9	3	145	0	145	48.3	1	64	16.11
36	Packer, Garrett	10	28	72	8	64	2.3	0	9	6.40
4	Storey, Michael	14	4	23	0	23	5.8	0	12	1.64
17	Dykstra, Logan	8	2	7	1	6	3.0	0	7	0.75
31	Kammerman, Lane	1	1	3	0	3	3.0	0	3	3.00
3	Rice, Nate	11	3	3	0	3	1.0	0	2	0.27
47	Garcia, Andrew	1	1	1	0	1	1.0	0	1	1.00
8	Schouten, Tanner	13	2	2	2	0	0.0	0	2	0.00
0	Wynne, Reece	5	1	0	7	-7	-7.0	0	0	-1.40
7	Guggenmos, Luke	7	13	8	30	-22	-1.7	0	8	-3.14
	Total	14	538	3136	223	2913	5.4	44	71	208.07
	Opponents	14	393	1274	383	891	2.3	9	23	63.64
#	PASSING	GP	RATING	COMP-ATT-INT	PCT	YDS	TD	LG	AVG/G	
12	Gramstad, Jalyn	14	180.24	176-256-4	68.75%	2511	25	69	179.36	
11	Fryar, Blake	9	165.07	77-119-2	64.71%	998	12	82	110.89	
7	Guggenmos, Luke	7	171.45	8-11-0	72.73%	90	1	36	12.86	
6	Snyder, Jaden	14	385.60	1-1-0	100.0%	34	0	34	2.43	
20	Telford, Kole	10	0.00	0-1-0	0.00 %	0	0	0	0.00	
	Total	14	175.41	262-388-6	67.53 %	3633	38	82	259.50	
	Opponents	14	105.80	213-379-20	56.20 %	2282	11	60	163.00	



2022 STATISTICS

#	RECEIVING	GP	NO	YDS	AVG	TD	LG	AVG/G
4	Storey, Michael	14	79	1146	14.51	14	44	81.86
1	Moser, Cade	9	45	710	15.78	9	69	78.89
35	Anderson, Blake	14	42	537	12.79	6	29	38.36
8	Schouten, Tanner	13	31	423	13.65	3	47	32.54
3	McQuillan, Konner	14	21	273	13.00	1	64	19.50
20	Telford, Kole	10	6	121	20.17	2	82	12.10
25	Zeutenhorst, Brendan	13	10	105	10.50	1	22	8.08
89	Schafer, Ty	11	8	87	10.88	0	36	7.91
2	Meyer, Logan	11	6	64	10.67	0	17	5.82
43	Fryar, Parker	14	2	56	28.00	1	34	4.00
87	Vander Griend, Ben	8	6	46	7.67	1	16	5.75
88	Wiese, Dexter	4	2	23	11.50	0	13	5.75
87	Vander Griend, Ben	1	1	16	16.00	0	16	16.00
6	Nagel, Lucas	7	1	16	16.00	0	16	2.29
16	Hofland, Jackson	3	1	15	15.00	0	15	5.00
36	Packer, Garrett	10	2	11	5.50	0	8	1.10
	Total	14	263	3649	13.87	38	82	260.64
	Opponents	14	213	2282	10.71	11	60	163.00

#	TOTAL OFFENSE	G	PLAYS	RUSH	PASS	TOTAL	AVG/G
12	Gramstad, Jalyn	14	397	1024	2511	3535	252.50
11	Fryar, Blake	9	148	152	998	1150	127.78
3	McQuillan, Konner	14	153	806	0	806	57.57
2	Meyer, Logan	11	110	543	0	543	49.36
20	Telford, Kole	10	45	174	0	174	17.40
1	Moser, Cade	9	3	145	0	145	16.11
7	Guggenmos, Luke	7	24	-22	90	68	9.71
36	Packer, Garrett	10	28	64	0	64	6.40
6	Snyder, Jaden	14	1	0	34	34	2.43
4	Storey, Michael	14	4	23	0	23	1.64
17	Dykstra, Logan	8	2	6	0	6	0.75
31	Kammerman, Lane	1	1	3	0	3	3.00
3	Rice, Nate	11	3	3	0	3	0.27
47	Garcia, Andrew	1	1	1	0	1	1.00
0	Wynne, Reece	5	1	-7	0	-7	-1.40
	Total	14	924	2913	3633	6546	467.57
	Opponents	14	772	891	2282	3173	226.64

#	PUNTING	NO	YDS	AVG	LG	TB	FC	i20	50+	BLK
6	Snyder, Jaden	30	1274	42.47	62	3	5	16	4	0
10	Bosma, Clayton	3	28	9.33	38	0	1	0	0	1
2	Jeltema, Luke	3	88	29.33	47	1	0	1	0	0
9	Stader, Eli	1	32	32.00	32	0	0	0	0	0
	Total	37	1422	38.43	62	4	6	17	4	1
	Opponents	89	3217	36.15	72	1	28	16	9	0

#	KICK RETURNS	NO	YDS	AVG	TD	LG
26	Hines Jr., Brandon	6	109	18.17	0	29
20	Telford, Kole	6	88	14.67	0	20
8	Schouten, Tanner	3	55	18.33	0	26
4	Storey, Michael	3	46	15.33	0	23
28	Johnson, Parker	1	19	19.00	0	19
3	McQuillan, Konner	1	15	15.00	0	15
3	Rice, Nate	2	9	4.50	0	9
25	Zeutenhorst, Brendan	1	5	5.00	0	5
	Total	23	346	15.04	0	29
	Opponents	59	1110	18.81	0	45

#	PUNT RETURNS	NO	YDS	AVG	TD	LG
89	Schafer, Ty	21	171	8.14	0	23
8	Schouten, Tanner	3	43	14.33	0	34
20	Telford, Kole	2	26	13.00	0	16
12	Scheidegger, Chase	1	8	8.00	0	8
	Total	27	248	9.19	0	34
	Opponents	9	38	4.22	0	15



Northwestern College Raider Athletics

Rowenhorst Student Center
208 8th Street SW Orange City, Iowa 51041
nwcraiders.com