

## Game 6 // Northwestern vs. Nebraska // Saturday, Oct. 13, 2018

## KICKOFF



## NORTHWESTERN WILDCATS

2018 Record	2-3, 2-1 Big Ten
Rankings	n/a
Head Coach	Pat Fitzgerald
Record at NU (Yrs.)	89-68 (13th)
Home Record	48-36 (.571)
Big Ten Record	50-51 (.495)
vs. Nebraska	3-4 (.429)
Offensive Coordinator	Mick McCall
Defensive Coordinator	Mike Hankwitz

## NEBRASKA CORNHUSKERS

2018 Record	0-5, 0-3 Big Ten
Rankings	n/a
Head Coach	Scott Frost
Record at Nebraska (Yrs.)	0-5 (1st)
Away Record	0-2 (.000)
Big Ten Record	0-3 (.000)
vs. Northwestern	First Meeting
Offensive Coordinator	Troy Walters
Defensive Coordinator	Erik Chinander



📍	EVANSTON, ILL.
🕒	11 AM CT
🏟️	RYAN FIELD
📺	ABC
📻	WGN 720
🌐	NUSPORTS.COM

## A NORTHWESTERN WIN WOULD...

...Mark the second-straight win over Nebraska.

...Be the Wildcats' third win in the last four meetings versus the Cornhuskers.

...Give NU 10 victories in its last 11 Big Ten contests.

...Be the Wildcats' first win over Nebraska at home in program history.

...Earn head coach Pat Fitzgerald his 90th career victory.

## ON THE AIR



ABC

PBP: MARK JONES  
COLOR: DUSTY DVORACEK  
SIDELINE: MOLLY MCGRATH



WGN 720

PBP: DAVE EANET  
COLOR: TED ALBRECHT  
SIDELINE: ADAM HOGE

## 2018 SCHEDULE &amp; RESULTS

@ Purdue*	Duke	Akron	Michigan*	@ MSU*	Nebraska*	@ Rutgers*	Wisconsin*	Notre Dame	@ Iowa*	@ Minnesota*	Illinois*
Aug. 30	Sept. 8	Sept. 15	Sept. 29	Oct. 6	Oct. 13	Oct. 20	Oct. 27	Nov. 3	Nov. 10	Nov. 17	Nov. 24
ESPN	ESPNU	BTN	FOX	FS1	ABC	TBD	TBD	TBD	TBD	TBD	TBD
W, 31-27	L, 21-7	L, 39-35	L, 20-17	W, 29-19	11 AM	11 AM	TBD	TBD	TBD	TBD	TBD

## THE OPENING DRIVE

**BIG BOUNCE BACK** -- Northwestern snapped a three-game losing streak with a big time Big Ten road win at No. 20 Michigan State, 29-19. The victory was the Wildcats' third-straight over the Spartans and their second inside Spartan Stadium in the last three years. NU picked up its ninth win in its last 10 Big Ten contests and extended its road winning streak to five games.

**BIG TEN ROAD WARRIORS** -- The Wildcats have won five-straight Big Ten road contests dating back to last season. The Wildcats are averaging 34.0 points per game over their last five road games. NU's last road loss came over an entire calendar year ago at No. 10 Wisconsin on Sept. 30, 2017, 33-24.

**50 BIG TEN WINS** -- Dan and Susan Jones Family Head Football coach Pat Fitzgerald earned his 50th career Big Ten victory with the Wildcats defeating Michigan State. With a win over Nebraska, Fitzgerald would even his Big Ten record at 51-51.

**DON'T BLINK** -- The Wildcats opened up the offense in their victory over Michigan State, scoring three touchdowns in under a minute for the first time in 10 years.

**FOR THORSON, GREEN MEANS GO** -- Senior quarterback Clayton Thorson improved to 3-0 in his career versus Michigan State. Thorson averaged 336 yards and three eight touchdowns while completing 70 percent of his passes in his career versus the Spartans.

	Rushing Yards/GM	Passing Yards/GM	Total Offense	Scoring Offense	Rushing Defense	Total Defense	Turnover Margin	Penalty Yards/GM
	77.4	293.8	371.2	23.6	133.0	388.2	-0.40	34.2
	185.0	247.2	432.2	21.8	206.0	437.6	-1.20	97.4
	Rushing Yards/GM	Passing Yards/GM	Total Offense	Scoring Offense	Rushing Defense	Total Defense	Turnover Margin	Penalty Yards/GM

## LAST FIVE BIG TEN ROAD GAMES

Oct. 6, 2018 at No. 20 Michigan State	W, 29-19
August 30, 2018 at Purdue	W, 31-27
November 25, 2017 at Illinois	W, 42-7
November 4, 2017 at Nebraska	W, 31-24 (OT)
October 14, 2017 at Maryland	W, 37-21

## Games with 3-plus touchdown scoring drives under 1 minute

## Oct. 6, 2018 at Michigan State

Kyrice McGowan 77-yard reception	2 plays, 75 yards, 00:41
JJ Jefferson 34-yard reception	2 plays, 51 yards, 00:39
Clayton Thorson 2-yard run	3 plays, 11 yards, 00:18

## Oct. 18, 2008 vs. Purdue

Sidney Stewart 30-yard reception	2 plays, 52 yards, 00:29
Tyrell Sutton 9-yard reception	8 plays, 57 yards, 00:54
Brendan Mitchell 1-yard reception	3 plays, 12 yards, 00:44
C.J. Bachier 1-yard run	3 plays, 1 yard, 00:56
Omar Conteh 14-yard run	1 play, 19 yards, 00:36

## INSIDE THE NUMBERS

5

Northwestern extended its Big Ten road win streak to five games with a 29-19 win at MSU.

3

Senior quarterback Clayton Thorson matched his career high for the 10th time with three touchdown passes versus Michigan State.

44

Clayton Thorson has started 44-straight games at quarterback. He is second among active FBS quarterbacks behind Jake Browning.

23

Senior wide receiver Flynn Nagel's 23-game catch streak is the second longest in the Big Ten behind only Ohio State's KJ Hill.

14

Junior Joe Gaziano has registered 15 of his 17 career sacks during Big Ten play.

## FYI

- Northwestern uses the term "first year" to refer to its new student-athletes, abbreviated by "Fy."
- The correct abbreviation for Northwestern is "NU," not "NW" or "NWU" or the like.
- The correct logo for Northwestern is the "Block N." Please contact Kyle Kelley at kyle.kelley@northwestern.edu if you are in need.



TWITTER & INSTAGRAM: @NUFBFAMILY /// FACEBOOK: /NUFOOTBALL

## FIRST DOWN

**#FEEDFLYNN** – Senior wide receiver **Flynn Nagel** recorded his second double-digit catch performance of the season with 10 receptions for 11 yards at No. 20 Michigan State. Nagel consecutive games with a catch streak of 23 is second in the Big Ten behind only Ohio State's K.J. Hill. The senior enters this week's contest versus Nebraska ranked 12th nationally and second in the Big Ten with 7.2 receptions per game is fourth in the Big Ten in both receiving yards (402) and receiving yards per contests (80.4). Nagel is also just one of two Big Ten players with 10-plus catches in a pair of games this season (Rondale Moore, Purdue).

MOST RECEPTIONS THROUGH 5 GAMES (Northwestern Since 2000)	
Mark Philmore, 2004	41
Flynn Nagel, 2018	36
MOST RECEIVING YARDS THROUGH 5 GAMES (Northwestern Since 2000)	
Mark Philmore, 2004	496
Austin Carr, 2016	465
Jeremy Ebert, 2010	436
Flynn Nagel, 2018	402

**CHASING HISTORY** – With a two-yard quarterback sneak in the fourth quarter versus Michigan State, **senior quarterback Clayton Thorson** became just the third Big Ten player ever to pass for 8,500 yards and rush for 20 touchdowns. Thorson needs just 152 passing yards to join J.T. Barrett (Ohio State) as the only players in conference history to pass for 9,000 yards and score 20 touchdowns on the ground.

**AND FINALLY...** – **Thorson** has led the Wildcats to a 9-1 record over their last 10 Big Ten games, completing 61 percent of his passes (211-for-348) for 232.5 yards per game with 11 passing touchdowns and another eight on the ground.

**BIG TIME PLAYER** – **Junior defensive end Joe Gaziano** recorded a sack in the victory at Michigan State, giving him a team-high 3.5 this season. Gaziano moved into a tie with Dwayne Missouri (1997-2000) for sixth in program history with 17 career sacks. More impressively, of Gaziano has reached the mark in just 18 career sacks with 14 of them coming versus conference opponents. The Scituate, Massachusetts, native became just the fifth sophomore since 2000 to lead the Big Ten in sacks last season with nine, eight of which came during conference play.

**SOMETHING IN THE NUMBER** – **Sophomore linebacker Blake Gallagher**, who wears the same No. 51 made famous by head coach Pat Fitzgerald, recorded his second-straight double-digit tackle performance with a team-high 11 at Michigan State. Gallagher now leads the Big Ten with 9.8 tackles per game *[ranks 25th nationally]* and is second in total tackles with 49. He is one of only two players in the Big Ten with 10-plus tackles in three games this season (Mohamed Barry, Nebraska).

## 2018 SCHEDULE AND RESULTS

Aug. 30		<b>at Purdue*</b> Boilermakers (2-3)	West Lafayette, Ind. Roscoe-Stadium	ESPN	7 p.m. CT	W, 31-27	NU claimed its fifth-straight victory over Purdue
Sept. 8		<b>DUKE</b> Blue Devils (4-1)	Evanston, Ill. Ryan Field	ESPNU	11 a.m. CT	L, 21-7	The Wildcats and Blue Devils have split 20 meetings
Sept. 15		<b>AKRON</b> Zips (2-2)	Evanston, Ill. Ryan Field	BTN	6:30 p.m. CT	L, 39-35	NU is 19-12-1 all time versus current MAC programs
Sept. 29		<b>MICHIGAN*</b> Wolverines (5-1)	Evanston, Ill. Ryan Field	FOX	3:30 p.m. CT	L, 20-17	Four of the last five meetings have been decided by one score
Oct. 6		<b>at Michigan State*</b> Spartans (3-2)	East Lansing, Mich. Spartan Stadium	FS1	11 a.m. CT	W, 29-19	Wildcats have won three-straight versus MSU
Oct. 13		<b>NEBRASKA*</b> Cornhuskers (0-5)	Evanston, Ill. Ryan Field	ABC or ESPN2	11 a.m. CT	4-7-0	'Cats have won two of the last three meetings versus Nebraska
Oct. 20		<b>at Rutgers*</b> Scarlet Knights (1-5)	Piscataway, N.J. High Point Solution Stadium	TBD	11 a.m. CT	0-3-0	First meeting since 1991
Oct. 27		<b>WISCONSIN*</b> Badgers (5-1)	Evanston, Ill. Ryan Field	TBD	TBD	35-59-5	NU and UW have split the last four meetings
Nov. 3		<b>NOTRE DAME</b> Fighting Irish (6-0)	Evanston, Ill. Ryan Field	ABC ESPN/ESPN2	TBD	9-37-2	Notre Dame's first trip to Evanston since 1976
Nov. 10		<b>at Iowa*</b> Hawkeyes (4-1)	Iowa City, Iowa Kinnick Stadium	TBD	TBD	26-50-3	NU is 7-4 versus Iowa under Pat Fitzgerald
Nov. 17		<b>at Minnesota*</b> Gophers (3-2)	Minneapolis, Minn. TCF Bank Stadium	TBD	TBD	35-53-5	NU has shut out Minnesota in two of the last three meetings
Nov. 24		<b>ILLINOIS*</b> Fighting Illini (3-2)	Evanston, Ill. Ryan Field	TBD	TBD	51-55-2	The 'Cats have outscored Illinois the last three years, 108-42

## SECOND DOWN

**GREENER PASTURES** – Junior **superback Cameron Green** hauled in nine catches for 76 yards and his third touchdown of the season in the Wildcats' win at MSU. Green already has career highs this season with 26 catches, 259 yards and three scores. He ranks seventh in the Big Ten with 5.2 receptions per game is 10th in the league [2nd among tight ends] with three receiving scores.

**FOR THE FIRST TIME** – Sophomore **wide receiver Kyric McGowan** and **true first-year wideout JJ Jefferson** each hauled in the first touchdowns of their careers at MSU. McGowan caught a 77-yard touchdown pass from Clayton Thorson, marking the 'Cats longest score through the air since a 90-yard connection from Dan Persa to Jeremy Ebert against Rice in 2011. Jefferson made a diving catch in the end zone for a 34-yard score in the second quarter. The young wideouts have started to find their stride in the Wildcats' offense as of late, with McGowan recording 100-plus all-purpose yards in two of the last three games and Jefferson recording a catch of 34-plus yards in back-to-back games [36-yard catch versus Michigan].

**TAKE THE TOP OFF THE DEFENSE** – With McGowan's 77-yard touchdown and Jefferson's 34-yard score, Northwestern posted two-or-more touchdown passes of at least 30 yards for the first time since Nov. 12, 2016 at Purdue. [Austin Carr 33 yards and Garrett Dickerson 42 yards]

**NEXT MAN UP** – With **senior linebacker Nate Hall** out of the lineup, **sophomore walk-on linebacker Chris Bergin** earned his first career start at his dad's alma mater last weekend. Bergin matched his career high for the second-straight week with eight tackles, including a career-high tying five assisted stops.

**UNLOCKING THE VAULT** – After missing all of 2017 and the first three games of 2018 due to injury, **senior Solomon Vault** has transition back from wide receiver to running back. Vault made his first career start in the backfield at Michigan State. Vault, the program's all-time leader with four kick return touchdowns, returned to the backfield versus Michigan on Sept. 29 and finished with seven carries for 18 yards. His seven carries were his most since carrying the ball eight times versus Minnesota on Oct. 3, 2015. Vault's last kick return for a touchdown came at MSU on Oct. 15, 2016.

## WILDCATS COACHING STAFF

## ON THE FIELD

Head Coach .....	Pat Fitzgerald
Defensive Coordinator.....	Mike Hankwitz
Special Teams Coordinator .....	Jeff Genyk
Offensive Line .....	Adam Cushing
Defensive Line.....	Marty Long
Running Backs .....	Lou Ayeni
Wide Receivers.....	Dennis Springer
Graduate Assistant .....	Sean Pearson
Graduate Assistant .....	Kevin Koch
Undergraduate Assistant .....	Jeremy Larkin

## IN THE PRESS BOX

Offensive Coordinator/Quarterbacks.....	Mick McCall
Assistant Head Coach/DBs.....	Matt MacPherson
Linebackers .....	Tim McGarigle
Superbacks .....	Bob Heffner
Graduate Assistant .....	Deonte Gibson
Graduate Assistant .....	Traveon Henry

## DEPTH CHART (GAME 6 VS. NEBRASKA)

## FIRST TEAM OFFENSE

<b>LT</b>	72	Blake Hance	6-5, 310, Sr.
<b>LG</b>	66	Nik Urban	6-3, 293, So.
<b>C</b>	65	Jared Thomas	6-4, 294, Jr.
<b>RG</b>	71	Tommy Doles	6-4, 296, Sr.
<b>RT</b>	70	Rashawn Slater	6-3, 314, So.
<b>WR</b>	8	Kyric McGowan	5-10, 198, So.
<b>WR</b>	2	Flynn Nagel	5-11, 195, Sr.
<b>WR</b>	88	Bennett Skowronek	6-4, 211, Jr.
<b>QB</b>	18	Clayton Thorson	6-4, 226, Sr.
<b>RB</b>	4	Solomon Vault	5-10, 196, Sr.
<b>SB</b>	84	Cameron Green	6-3, 237, Jr.

## SECOND TEAM OFFENSE

<b>LT</b>	73	Gunnar Vogel	6-6, 286, So.
<b>LG</b>	59	J.B. Butler	6-3, 308, Sr.
<b>C</b>	66	Nik Urban	6-3, 293, So.
<b>RG</b>	78	Sam Stovall	6-4, 285, Fy.
<b>RT</b>	77	Jesse Meyler	6-4, 298, So.
<b>WR</b>	81	Ramaud Chiaokhiao-Bowman	6-2, 202, So.
<b>WR</b>	6	Jelani Roberts	5-8, 173, Sr.
<b>WR</b>	19	Riley Lees	6-0, 206, So.
<b>QB</b>	10	TJ Green	6-2, 215, Jr.
<b>RB</b>	20	John Moten IV	6-0, 209, Jr.
<b>SB</b>	44	James Prather	6-4, 256, Sr.

## FIRST TEAM DEFENSE

<b>DE</b>	97	Joe Gaziano	6-4, 275, Jr.
<b>DT</b>	99	Jordan Thompson	6-3, 292, Sr.
<b>DT</b>	92	Fred Wyatt	6-4, 288, Sr.
<b>DE</b>	91	Samdup Miller	6-3, 258, So.
<b>Will</b>	51	Blake Gallagher	6-1, 227, So.
<b>Mike</b>	42	Paddy Fisher	6-4, 241, So.
<b>Sam</b>	32	Nate Hall	6-2, 231, Sr.
<b>CB</b>	24	Montre Hartage	6-0, 195, Sr.
<b>CB</b>	29	Greg Newsome II	6-1, 182, Fy.
<b>S</b>	13	JR Pace	6-1, 200, So.
<b>S</b>	41	Jared McGee	6-1, 226, Sr.

## SECOND TEAM DEFENSE

<b>DE</b>	98	Earnest Brown IV	6-5, 254, So.
<b>DT</b>	95	Alex Miller	6-3, 268, Jr.
<b>DT</b>	94	Ben Oxley	6-6, 292, Sr.
<b>DE</b>	83	Trent Goens	6-3, 254, Jr.
<b>Will</b>	40	Peter McIntyre	6-2, 229, R-Fy.
<b>Mike</b>	45	Nathan Fox	6-2, 230, Jr.
<b>Sam</b>	28	Chris Bergin	5-11, 213, So.
<b>CB</b>	18	Cam Ruiz	5-11, 180, R-Fy.
<b>CB</b>	3	Trae Williams	6-0, 209, Jr.
<b>S</b>	47	Joe Bergin	5-11, 197, Jr.
<b>S</b>	22	Bryce Jackson	6-1, 190, R-Fy.

## SPECIALISTS

## Kicker

14	Charlie Kuhbander	6-0, 188, So.
38	Drew Luckenbaugh	6-1, 205, So.

## Punter

49	Jake Collins	6-1, 201, Gr.
37	Cody Gronewold	6-1, 180, R-Fy.

## Long Snapper

43	Tyler Gillikin	6-2, 217, So.
48	Peter Snodgrass	6-0, 208, R-Fy.

## Kick Returner

8	Kyric McGowan	5-10, 198, So.
2	Flynn Nagel	5-11, 195, Sr.

## Punt Returner

19	Riley Lees	6-0, 206, So.
2	Flynn Nagel	5-11, 195, Sr.

## Holder

49	Jake Collins	6-1, 201, Gr.
10	TJ Green	6-2, 215, Jr.

## Kickoff Specialist

14	Charlie Kuhbander	6-0, 188, So.
38	Drew Luckenbaugh	6-1, 205, So.

## THIRD DOWN

**NO DIRTY LAUNDRY** -- Chicago's Big Ten Team continues to be one of the least penalized teams in the country, entering week seven as the nation's leader with just 16 penalties through five games. The Wildcats rank second in the country in fewest penalties per game (3.20), sixth in fewest penalty yards (171) and sixth in fewest penalty yards per contest (34.20).

**FISHER IN RARE COMPANY** -- The first sophomore captain in the Fitzgerald era, **linebacker Paddy Fisher** is one of just seven sophomore captains in FBS entering the regular season. Fisher is one of just four Power 5 sophomore captains, including Louisville quarterback Jawon Pass, Virginia Tech quarterback Joshua Jackson and Ohio State linebacker Tuf Borland.

**PACE SETTER** -- **Sophomore safety JR Pace** continued to impress as a first-year starter with eight tackles, including a tackle for loss, in the Wildcats' 29-21 win at MSU. Pace and senior safety Jared McGee are tied for the team lead among defensive backs with 32 tackles, while Pace is second on the squad with five pass breakups. He recorded his third career interception in the Wildcats' season opener at Purdue.

**McGEE MAKING HIS MARK** -- **Senior safety Jared McGee** recorded his fourth career interception and second at Spartan Stadium last week at MSU. McGee is just four tackles shy of his career high of 36 set in 2016 and already has a career-high three tackles for loss this season. The Mansfield, Texas, native is just one of two Big Ten defensive backs [Justin Layne, Michigan State] to have at least five tackles in every game this season.

**NORTHWESTERN IN HIS BLOOD** -- **True first-year running back Drake Anderson** made his Northwestern debut at Michigan State, rushing five times for 12 yards with a long of 11. Anderson is the son of Damien Anderson, who ranks second in program history with 4,485 career rushing yards.

**SPREAD THE WEALTH** -- Northwestern features three of the top 12 receivers in the Big Ten in terms of receptions per game. In addition to **senior Flynn Nagel** ranking second at 7.2 catches per contest, **junior superback Cam Green** ranks seventh with 5.2 and **junior wide receiver Bennett Skowronek** is 12th with 4.4. Skowronek caught five passes for 60 yards in the win at MSU. **Senior quarterback Clayton Thorson** ranks 14th nationally and is second in the Big Ten with 23.6 completions per game.

**PINNED** -- **Graduate punter Jake Collins** posted his best game of the season at Michigan State, averaging 43.83 yards per punt with three punts inside the 20 and a pair of fair catches. Collins posted a pair of 50-plus yard punts, including a season-long 56 yarder.

**RETURN OF SOME 'CATS** -- The Northwestern coaching staff saw its first change in over seven years with the addition of three familiar names in the offseason. Former NU assistant Jeff Genyk returned to campus as the program's Special Teams Coordinator, while alumni Lou Ayeni (Running Backs) and Tim McGarigle (Linebackers) were named assistant coaches in January. Veteran coach Matt MacPherson was elevated to Associate Head Coach and will lead the defensive backs in 2018. Despite the changes, the Wildcats eight coaches who have at least 10 years experience at the institution, marking the second most in the country behind only Navy (9).

Sophomore Captains (FBS)	
<b>PADDY FISHER, NORTHWESTERN</b>	LB
Jawon Pass, Louisville	QB
Joshua Jackson, Virginia Tech	QB
Armoni Rogers, UNLV	QB
Collin Hill, Colorado State	QB
Adam Prentice, Colorado State	FB
Tuf Bulford, Ohio State	LB

## CLAYTON THORSON WATCH

## Active FBS Passing Leaders (Top 10)

1. Brett Rypien, Boise State	11,435
2. Jake Browning, Washington	10,612
3. Brent Stockstill, Middle Tennessee	10,250
4. Drew Lock, Missouri	10,182
<b>5. Clayton Thorson, Northwestern</b>	<b>8,848</b>
6. Ryan Finley, NC State	8,840
7. Trace McSorley, Penn State	8,418
8. Justin Hansen, Arkansas State	8,015
9. Eric Dungey, Syracuse	7,680
10. Mason Fine, North Texas	7,542

## Active FBS Passing Touchdown Leaders

1. Jake Browning, Washington	87
Brent Stockstill, Middle Tennessee	87
3. Drew Lock, Missouri	82
4. Brett Rypien, Boise State	72
5. Trace McSorley, Penn State	69
6. Justin Hansen, Arkansas State	67
7. Will Grier, West Virginia	65
8. McKenzie Milton, UCF	62
9. Ben Hicks, SMU	58
10. Stephen Calvert, Liberty	56
Andrew Ford, UMass	56
12. Mason Fine, North Texas	52
13. David Blough, Purdue	51
<b>14. Clayton Thorson, Northwestern</b>	<b>50</b>
Eric Dungey, Syracuse	50

## Big Ten Passing Yards Leaders (All-Time)

1. Drew Brees, Purdue (1997-2000)	11,792
2. Curtis Painter, Purdue (2005-08)	11,163
3. Adam Weber, Minnesota (2007-10)	10,917
4. Brett Basanez, Northwestern (2002-05)	10,580
5. Chuck Long, Iowa (1981-85)	10,461
6. Mark Herrmann, Purdue (1977-80)	9,946
7. Chad Henne, Michigan (2004-07)	9,715
8. J.T. Barrett, Ohio State (2014-17)	9,434
9. Kyle Orton, Purdue (2001-04)	9,337
10. Gary Nova, Rutgers (2011-14)	9,258
<b>... Clayton Thorson, Northwestern</b>	<b>8,848</b>

## EYES ON THE RECORD BOOK

Total Offense (Career)			Pass Attempts (Career)			Most Kickoff Returns (Career)			Most Interceptions (Career)		
1. Brett Basanez	2002-05	11,576	1. Brett Basanez	2002-05	1,584	1. Stephen Simmons	2006-10	84	1. Brett Whitley	1984-87	15
2. Clayton Thorson	2015-	9,291	2. Clayton Thorson	2015-	1,397	2. Venric Mark	2010-13	83	2. Tom Worthington	1946-49	14
<b>Most Plays (Career)</b>			<b>Touchdown Passes (Career)</b>			3. Todd Sheets	1976-80	72	3. Brian Peters	2008-11	11
1. Brett Basanez	2002-05	1,975	1. Clayton Thorson	2015-	50	4. Ricky Edwards	1979-83	71	Malcolm Hunter	1974-77	11
2. Clayton Thorson	2015-	1,705	<b>Rushing Touchdowns by a Quarterback (Career)</b>			5. Patrick Wright	1990-93	70	5. Ibraheem Campbell	2011-14	10
<b>Points Responsible For (Career)</b>			1. Kain Colter	2010-13	28	6. Jim Pooler	1973-75		Harold Blackmon	1997-2000	10
1. Clayton Thorson	2015-	420	2. Zak Kustok	1999-01	22	7. Solomon Vault	2014-	59	Eric Hutchinson	1969-71	10
<b>Passing Yards (Career)</b>			3. Clayton Thorson	2015-	20	Sherrick McManis	2006-09	59	8. Sherrick McManis	2006-09	9
1. Brett Basanez	2002-05	10,580	<b>Rushing Yards by a Quarterback (Career)</b>			<b>Most Kickoff Return Yards (Career)</b>			Willie Lindsey	1989-92	9
2. Clayton Thorson	2015-	8,848	1. Kain Colter	2010-13	2,180	1. Stephen Simmons	2007-10	1,995	<b>Montre Hartage</b>	<b>2015-</b>	<b>9</b>
<b>200-Yard Passing Games (Career)</b>			2. Zak Kustok	1999-01	1,294	2. Venric Mark	2010-13	1,909	<b>Most Forced Fumbles (Since 2000)</b>		
1. Brett Basanez	2002-05	26	3. Brett Basanez	2002-05	996	3. Solomon Vault	2014-	1,505	1. Brad Phillips	2006-09	8
2. C.J. Bachér	2005-08	23	4. Mike Greenfield	1984-87	904	<b>Most Kickoff Return Touchdowns (Career)</b>			Anthony Walker, Jr.	2014-16	8
3. Clayton Thorson	2015-	17	5. Mike Kafka	2006-09	887	1. Solomon Vault	2014-	4	3. Brian Peters	2008-11	6
Dan Persa	2009-11	17	6. Dan Persa	2008-11	716	<b>Sacks (Career)</b>			4. Ifeadi Odenigbo	2013-16	5
<b>300-Yard Passing Games (Career)</b>			7. Len Williams	1990-93	542	1. Casey Daily	1994-97	28	Ibraheem Campbell	2011-14	5
1. Brett Basanz	2002-05	10	8. Clayton Thorson	2015-	443	2. Ifeadi Odenigbo	2013-16	23.5	Tyler Scott	2010-13	5
2. Clayton Thorson	2015-	7				3. Steve Shine	1990-93	21	Quentin Davis	2007-10	5
<b>Pass Completions (Career)</b>						4. Corey Wootton	2006-09	19.5	Adam Kadela	2005-07	5
1. Brett Basanez	2002-05	913				5. Vince Browne	2008-11	19	<b>Paddy Fisher</b>	<b>2017-</b>	<b>5</b>
2. Clayton Thorson	2015-	810				6. Dwayne Missouri	1997-00	17	10. Joe Gaziano	<b>2016-</b>	<b>4</b>
						7. Joe Gaziano	2016-	17	5 others...		4



## FOURTH DOWN

**LARKIN MEDICALLY RETIRING FROM FOOTBALL** – Sophomore running back **Jeremy Larkin** announced his retirement from football on Monday, September 24 due to a recent diagnosis of cervical stenosis. Larkin led the Wildcats with 346 rushing yards and five touchdowns through the opening three games of the 2018 campaign, his first as the Wildcats' primary running back. The sophomore ranked first in the Big Ten in scoring (10 points/gm), second in the Big Ten in rushing touchdowns, third in receptions per game (6.3), fourth in rushing yards per game (115.3) and fifth in total rushing yards at the time of his retirement.

**FORMER NO. 1 QUARTERBACK JOINS WILDCATS PROGRAM** – Sophomore quarterback **Hunter Johnson**, the No. 1-rated quarterback in the Class of 2016 by ESPN, joined the 'Cats as a transfer from Clemson University in June. Johnson, the younger brother of former Wildcat Cole Johnson, appeared in seven games for the Tigers last season. He completed 21-of-27 passes for 234 yards and two touchdowns. The Brownsburg, Indiana, native will sit out the 2018 season due to NCAA transfer rules and will have three years of eligibility remaining beginning in 2019.



## AROUND THE LEAGUE

There are 14 #ProCats on 12 NFL teams, including the Arizona Cardinals, New Orleans Saints, New York Giants, Tampa Bay Buccaneers, Los Angeles Chargers, Denver Broncos, Green Bay Packers, Chicago Bears, Minnesota Vikings, Dallas Cowboys, Cleveland Browns and Indianapolis Colts.

## ODENIGBO MAKES NFL DEBUT

Defensive lineman Ifeadi Odenigbo, who was recently claimed on waivers by the Arizona Cardinals, made his NFL debut in week five versus the San Francisco 49ers. Odenigbo recorded his first career tackles in the contest.



## LANCASTER SIGNED TO ACTIVE ROSTER

Defensive tackle Tyler Lancaster was signed to the Green Bay Packers active roster off the practice squad last week. Lancaster, an Honorable Mention All-Big Ten selection last season, did not appear in the contest.

## WALKER AMONG LEAGUE LEADERS

Indianapolis Colts linebacker Anthony Walker, Jr., entered week five ranked 10th in the NFL in total tackles. Walker suffered an injury in the Colts' contest versus New England, finishing with three tackles. He still remains in the top 25 in the league ranking 24th with 36 total tackles in his second season.



## PAIR OF 'CATS MAKE NFL DEBUT

New York Giants tight end Garrett Dickerson and Los Angeles Chargers running back Justin Jackson both made their NFL debuts in week five. Dickerson and Jackson both appeared on special teams units.



## WILDCATS IN THE NFL ROUNDUP

Player	Pos.	Team	Week 5 Notes   Week 6 Opponent
Ibraheim Campbell	S	Dallas Cowboys	No stats recorded   vs. Jacksonville Jaguars, CBS, 3:25 p.m. CT
Austin Carr	WR	New Orleans Saints	MNF vs. Washington Redskins, ESPN, 7:15 p.m. CT
Garrett Dickerson	TE	New York Giants	No stats recorded   TNF vs. Philadelphia Eagles, FOX/NFL Network, 7:20 p.m. CT
Godwin Igwebuike	S	Tampa Bay Buccaneers	Practice Squad   at Atlanta Falcons, FOX, 12 p.m. CT
Justin Jackson	RB	Los Angeles Chargers	Made NFL debut; No stats   at Cleveland Browns, CBS, 12 p.m. CT
Joe Jones	LB	Denver Broncos	2 tackles   vs. Los Angeles Rams, FOX, 3:05 p.m. CT
Tyler Lancaster	DL	Green Bay Packers	Signed to active roster; DNP   MNF vs. San Francisco 49ers, ESPN, 7:15 p.m. CT
Dean Lowry	DE	Green Bay Packers	3 tackles   MNF vs. San Francisco 49ers, ESPN, 7:15 p.m. CT
Sherrick McManis	CB	Chicago Bears	Bye Week   at Miami Dolphins, FOX, 12 p.m. CT
Ifeadi Odenigbo	DE	Arizona Cardinals	Made NFL debut; 1 tackle   at Minnesota Vikings, FOX, 12 p.m. CT
Brian Peters	LB	Houston Texans	Inactive   vs. Buffalo Bills, CBS, 12 p.m. CT
Kyle Queiro	LB	Dallas Cowboys	Practice Squad   vs. Jacksonville Jaguars, CBS, 3:25 p.m. CT
Trevor Siemian	QB	Minnesota Vikings	DNP   vs. Arizona Cardinals, FOX, 12 p.m. CT
Anthony Walker, Jr.	LB	Indianapolis Colts	3 tackles (1 solo)   at New York Jets, CBS, 12 p.m. CT

## NORTHWESTERN

	Rank	B1G	Value
Total Offense	95	11	371.2
Rushing Offense	127	14	77.4
Passing Offense	22	3	293.8
Team Passing Efficiency	107	10	118.59
Scoring Offense	106	12	23.6
Total Defense	72	10	388.2
Rushing Defense	46	7	133.0
Passing Yards Allowed	102	11	255.2
Team Passing Efficiency Defense	77	12	134.07
Scoring Defense	60	8	25.2
Turnover Margin	93	11	-0.40
3rd Down Conversion Pct.	74	8	.388
4th Down Conversion Pct.	119	13	.308
3rd Down Conversion Pct. Defense	45	5	.351
4th Down Conversion Pct. Defense	9	3	.222
Red Zone Offense	121	13	.722
Red Zone Defense	109	14	.929
Net Punting	74	10	37.29
Punt Returns	97	12	5.79
Kickoff Returns	52	6	22.11
First Downs Offense	78	7	110
First Downs Defense	33	4	93
Fewest Penalties Per Game	2	1	3.20
Fewest Penalty Yards Per Game	6	1	34.20
Time of Possession	81	11	29:13

## NEBRASKA

	Rank	B1G	Value
Total Offense	47	5	432.2
Rushing Offense	58	7	185.0
Passing Offense	58	7	247.2
Team Passing Efficiency	75	9	131.88
Scoring Offense	114	13	21.8
Total Defense	105	12	437.6
Rushing Defense	109	13	206.0
Passing Yards Allowed	77	10	231.6
Team Passing Efficiency Defense	63	9	130.58
Scoring Defense	120	14	39.2
Turnover Margin	122	13	-1.20
3rd Down Conversion Pct.	122	14	.317
4th Down Conversion Pct.	129	14	.111
3rd Down Conversion Pct. Defense	85	13	.411
4th Down Conversion Pct. Defense	75	10	.571
Red Zone Offense	61	8	.857
Red Zone Defense	103	10	.917
Net Punting	108	14	34.04
Punt Returns	126	14	0.57
Kickoff Returns	103	12	18.19
First Downs Offense	67	6	116
First Downs Defense	70	10	113
Fewest Penalties Per Game	128	14	10.40
Fewest Penalty Yards Per Game	129	14	97.40
Time of Possession	114	14	27:04

## NORTHWESTERN FOOTBALL

## QUICK FACTS

Location	Evanston, Ill.
Enrollment	8,367
Founded	1851
Conference	Big Ten (West)
Color	Purple
Nickname	Wildcats
President	Morton Schapiro
Athletic Director	James J. Phillips, Ph.D.

## FOOTBALL HISTORY

First Season	1882
All-Time Record	537-664-44 (134 seasons)
Big Ten Championships	8
First Team All-Americans	13
First Team All-Conference	138
Bowl Appearances	13
Bowl Victories	4

## COACHING STAFF

Head Coach	Pat Fitzgerald
Alma Mater	Northwestern, 1997
Collegiate Career Record (Years)	89-68 (13th)
Northwestern Record (Years)	Same
Offensive Coordinator	Mick McCall
Alma Mater	Southern Colorado
Defensive Coordinator	Mike Hankwitz
Alma Mater	Michigan

## TEAM INFORMATION

2017 Overall Record	10-3
2017 Big Ten Record/Finish	7-2/Second (West)
2017 Bowl	Music City Bowl
Bowl Result	Northwestern 24, Kentucky 23

## ATHLETIC COMMUNICATIONS

Associate Athletic Director	Paul Kennedy
Email	pkennedy@northwestern.edu
Phone	847-467-2028
Associate Director	Kyle Kelley
Email	kyle.kelley@northwestern.edu
Phone	847-491-8800
Twitter	@NUFBfamily
Instagram	@nufbfamily
Facebook	Facebook.com/nufbfamily
Live Stats	NUSports.com
Real-Time Game Notes	bit.ly/NUFBNotes18

## 2018 BIG TEN STANDINGS

## WEST DIVISION

SCHOOL	BIG TEN	OVERALL	STREAK
Wisconsin	2-0	4-1	W2
NORTHWESTERN	2-1	2-3	W1
Iowa	1-1	4-1	W1
Illinois	1-1	3-2	W1
Purdue	1-1	2-3	W2
Minnesota	0-2	3-2	L2
Nebraska	0-3	0-5	L5

## EAST DIVISION

SCHOOL	BIG TEN	OVERALL	STREAK
Ohio State	3-0	6-0	W6
Michigan	3-0	5-1	W5
Penn State	1-1	4-1	L1
Maryland	1-1	3-2	L1
Michigan State	1-1	3-2	L1
Indiana	1-2	4-2	L1
Rutgers	0-3	1-5	L5



## DAN AND SUSAN JONES FAMILY HEAD FOOTBALL COACH

Year	Overall	.PCT	Big Ten	.PCT	Postseason
2006	4-8	.333	2-6	.250	-
2007	6-6	.500	3-5	.375	-
2008	9-4	.692	5-3	.625	Valero Alamo Bowl
2009	8-5	.615	5-3	.625	Outback Bowl
2010	7-6	.538	3-5	.375	TicketCity Bowl
2011	6-7	.667	3-5	.375	Meineke Car Care Bowl
2012	10-3	.769	5-3	.625	TaxSlayer.Com Gator Bowl Champions
2013	5-7	.416	1-7	.125	-
2014	5-7	.416	3-5	.375	-
2015	10-3	.769	6-2	.750	Outback Bowl
2016	7-6	.538	5-4	.556	Pinstripe Bowl Champions
2017	10-3	.727	7-2	.750	Music City Bowl Champions
2018	2-3	.400	2-1	.666	
<b>Total</b>	<b>89-68</b>	<b>.567</b>	<b>50-51</b>	<b>.495</b>	<b>7 Bowl Games</b>

Year	School	Position
2006-	Northwestern	Head Coach
2004-05	Northwestern	Linebackers/Recruiting Coordinator
2002-03	Northwestern	Linebackers
2001	Northwestern	Defensive Backs
2000	Idaho	Linebackers/Special Teams
1999	Colorado	Defensive Graduate Assistant
1998	Maryland	Defensive Graduate Assistant

Already the second-longest tenured Big Ten head coach at the age of 43, Pat Fitzgerald's 12 seasons at the helm of Northwestern have been spent building upon the tradition he helped establish as a Hall-of-Fame linebacker for the Wildcats in the mid-1990's. Characterized by his motivational skills, enthusiasm and passion for all things Northwestern, Fitzgerald has shaped Chicago's Big Ten Team into one that consistently achieves excellence in all three phases of the student-athlete experience: academics, athletics and community outreach.

Fitzgerald has led the Wildcats to eight bowl appearances in his 12 seasons and has guided the 'Cats to three of their four bowl wins in program history. Most recently, Chicago's Big Ten Team defeated Kentucky in the 2017 Franklin American Mortgage Music City Bowl, 24-23, giving Northwestern back-to-back bowl wins for the first time in program history. Northwestern finished the season ranked No. 17 in both the Associated Press and USA Today/Coaches Poll, as well as the College Football Playoff Poll.

The win over Kentucky capped off an eight-game winning streak for the Wildcats, who finished the 2017 season with 10 wins for the fifth time in program history and third time over the last six seasons. Northwestern has averaged nine victories over the last three seasons (27-12), setting a program record for wins during a three-year span. The previous high was 26 wins from 1903-05.

Away from the gridiron, Fitzgerald's players have achieved at the highest levels in the classroom, last fall placing a record 39 players on the Academic All-Big Ten team en route to posting a program-record 3.14 GPA for the 2015-16 academic year. In 2012, Northwestern collected top national honors in the AFCA Academic Achievement Award for the seventh time since 1998. Additionally, Fitzgerald's program ranked second among all FBS programs in the recently released multi-year Academic Progress Rating (APR), posting a score of 992 out of a possible 1,000 in the measure of player retention and eligibility.

NU also goes to great lengths to make a difference in the community. Fitzgerald, his family and his players partake in countless charitable events, impacting the NU and Evanston communities through their participation in Northwestern Dance Marathon, Special Olympics, Misericordia, the NU chapter of Uplifting Athletes, weekly school and children's hospital visits, and dozens of other organizations. Most recently, Fitzgerald was named the honorary coach of the 2017 Allstate AFCA Good Works Team.

As a player in 1995, Fitzgerald was the leader of a suffocating Wildcats defensive unit that led the nation in scoring defense and anchored NU's storybook run to the Big Ten championship and Rose Bowl. He capped the year by winning both the Nagurski and Bednarik Awards as the nation's top defensive player and also was the Big Ten, Chevrolet and Sports Illustrated-Defensive Player of the Year. Fitzgerald accomplished all of this despite suffering a broken leg in the penultimate regular-season game.

A graduate of Orland Park's (Ill.) Carl Sandburg High School and a 2003 inductee to the Northwestern Athletics Hall of Fame, Fitzgerald resides in Northfield with his wife, Stacy, and three sons, Jack, born in November 2004, Ryan, born in September 2006, and Brendan, born in February 2009.



- 2008 College Football Hall of Fame Class
- 1995 & 1996 Bednarik Award Winner
- 1995 & 1996 Nagurski Award Winner
- First two-time winner of both the Bednarik and Nagurski Awards
- 1995 & 1996 Big Ten Champion
- 1995 Big Ten Defensive Player of the Year
- 1995 Sports Illustrated Defensive Player of the Year
- Two-Time All-American
- 23 career starts
- 299 career tackles
- 20 career tackles for loss
- 5 forced fumbles
- 3 interceptions



WEEKLY SCHEDULE (WEEK 6 VS. NEBRASKA)

SUNDAY	MONDAY	TUESDAY	WEDNESDAY	THURSDAY	FRIDAY	SATURDAY
Practice No Media Availability	Practice Weekly Press Conference (~ 12:00 p.m. CT: Fitzgerald, Gaziano, Green)	Practice Media Availability for assistant coaches and players by request (~ 11:30 a.m.) Big Ten Teleconference (11:56 a.m.)	Practice No Availability	Practice No Availability	No Availability	Game 6 vs. Nebraska 11 a.m. CT • ABC Ryan Field • Evanston, Ill.

## NORTHWESTERN PRACTICE

Practices at Chap and Ethel Hutcheson Field and inside Ryan Fieldhouse are closed to all media members. Media members are asked to stay outside of the gates of Martin Stadium until the conclusion of practice. Media availability will be held inside the Walter Athletics Center.

## WEEKLY PRESS CONFERENCE

Coach Fitzgerald will hold a media briefing at 12:05 p.m. CT on Monday, October 1 in the Football Auditorium of the Walter Athletics Center. Fitzgerald will make comments and answer questions until approximately 12:30 p.m. Selected players will be on hand to meet with the press at approximately 12:35 p.m., class schedules permitting. The entire news conference is available on NUsports.com.

## BIG TEN WEEKLY TELECONFERENCE

Coach Fitzgerald takes part in the Big Ten Conference's Coaches Teleconference each Tuesday throughout the regular season. All 14 head coaches are available to answer questions for eight minutes. Fitzgerald's segment begins at 11:56 a.m. CT. Media members wishing to participate should call or email the Big Ten office (847-696-1010) for the call-in phone number. Playback of the teleconference is available for 24 hours following the completion of the original format.

## COACH/PLAYER AVAILABILITY

Coach Fitzgerald and student-athletes who did not participate in the Monday press conference are available after morning practice on Wednesday of the Nebraska week. No player interviews will be granted on Sunday, Tuesday, Thursday, Friday or Saturday. Depending on his schedule, Coach Fitzgerald may also be available during the late-afternoon hours on Monday and Tuesday. Please call in advance to set up an interview.

## WILDCATS ONLINE

The official web site of Northwestern Athletics is NUsports.com. Updated daily, the site includes releases and game notes as well as other football-related items: up-to-date roster, schedule, game times, etc. You may also follow Northwestern football on Twitter at these accounts: @NU\_Sports, @NU\_SportsLIVE, @NUFBFamily or @coachfitz51.

## GAME CREDENTIALS

For any media wishing to obtain a credential for any home game, please apply at [www.sportssystem.com/northwestern](http://www.sportssystem.com/northwestern).

## POSTGAME PROCEDURE

Following a cooling off period, head coach Pat Fitzgerald and select players will meet with the media in Anderson Hall, which is located adjacent to Ryan Field on the northeast side. Requests for student-athletes should be made to a Northwestern Athletic Communications contact at least five minutes prior to the end of the contest.

## NORTHWESTERN ATHLETIC COMMUNICATIONS

Contact: Paul Kennedy, Assistant Athletic Director for Athletic Communications  
Phone: Office - (847) 467-2028  
Email: [pkennedy@northwestern.edu](mailto:pkennedy@northwestern.edu)

Contact: Kyle Kelley, Associate Director of Athletic Communications  
Phone: Office - (847) 491-8800  
Email: [kyle.kelley@northwestern.edu](mailto:kyle.kelley@northwestern.edu)

### Northwestern Athletic Communications

#### Mailing Address

1501 Central St.  
Evanston, IL 60208



# PLAYER SPOTLIGHT: OFFENSE



## FLYNN NAGEL • 5-11 • 195 • SENIOR

- Ranks second in the Big Ten with 7.2 receptions per game
- Has caught at least one pass in 23-straight games

Statistics	REC	YDS	TD	LG	PR	YDS	TD	LG
	36	402	0	32	0	0	0	0

### Career Highs

Receptions	12 vs. Duke (Sept. 8, 2018)
Receiving Yards	133 vs. Duke (Sept. 8, 2018)
Long Reception	57 at Michigan State (Oct. 15, 2016)
Touchdowns	1 (4x), last vs. Michigan State (Oct. 28, 2017)
Punt Returns	5 vs. Duke (Sept. 17, 2016)
Punt Return Yards	47 at Iowa (Oct. 1, 2016)
Long Punt Return	47 at Iowa (Oct. 1, 2016)
Long Rush	4 vs. Kentucky (Dec. 29, 2017)




## KYRICE MCGOWAN • 5-18 • 198 • SOPHOMORE

- Scored first career touchdown on 77-yard catch at MSU
- Has 100-plus all-purpose yards in two of last three contests

Statistics	REC	YDS	TD	LG
	4	137	1	77

### Career Highs

Receptions	2 at Duke (Sept. 9, 2017)
Receiving Yards	77 at Michigan State (Oct. 6, 2018)
Long Reception	77 at Michigan State (Oct. 6, 2018)
Rushing Attempts	1 at Purdue (Aug. 30, 2018)
Rushing Yards	17 at Purdue (Aug. 30, 2018)
Long Rush	17 at Purdue (Aug. 30, 2018)



## BENNETT SKOWRONEK • 6-4 • 211 • JUNIOR

- Notched second game in 2018 with at least five catches at MSU
- Has at least two catches in 16 of last 18 contests

Statistics	REC	YDS	TD	LONG
	22	257	1	40

### Career Highs

Receptions	8 vs. Nevada (Sept. 2, 2017)
Receiving Yards	123 (Sept. 2, 2017)
Long Reception	58 vs. Bowling Green (Sept. 16, 2017)
Touchdowns	2 vs. Bowling Green (Sept. 16, 2017)



## CLAYTON THORSON • 6-4 • 226 • SENIOR

- Matched a career high with three touchdown passes at MSU
- Only Big Ten QB with two 350-yard passing games this season

Statistics	ATT	COMP	INT	PCT.	YDS	TD	LG	ATT	YDS	TD	LG
	145	163	5	88.9	1,300	6	77	24	-63	2	6

### Career Highs

Pass Attempts	52 (2x), last vs. Akron (Sept. 15, 2018)
Completions	33 (2x), last vs. Akron (Sept. 15, 2018)
Passing Yards	383 vs. Akron (Sept. 15, 2018)
Passing Touchdowns	3 (10x), last vs. Michigan State (Oct. 6, 2018)
Long Pass	77 vs. Michigan State (Oct. 6, 2018)
Rushing Attempts	12 (2x), last vs. Pittsburgh (Dec. 28, 2016)
Rushing Yards	126 at Nebraska (Oct. 24, 2015)
Rushing Touchdowns	2 (3x), last at Nebraska (Nov. 4, 2017)
Long Rush	68 at Nebraska (Oct. 24, 2015)



## SOLOMON VAULT • 5-10 • 196 • SENIOR

- Made second career start (first at RB) at Michigan State
- Missed all of 2017 and first three games of 2018 due to injury

Statistics	ATT	YDS	TD	LG	YPC	YPG	REC	YDS	TD	LG
	17	24	0	9	1.4	12.0	1	4	0	4

### Career Highs

Rushing Attempts	10 at Michigan State (Oct. 6, 2018)
Rushing Yards	36 vs. Ball State (Sept. 26, 2015)
Rushing Touchdowns	2 vs. Western Illinois (Sept. 20, 2014)
Long Rush	21 vs. Western Illinois (Sept. 20, 2014)
Receptions	2 (6x), last vs. Indiana (Oct. 22, 2016)
Receiving Yards	53 vs. Purdue (Nov. 14, 2015)
Touchdowns	1 (2x), last vs. Indiana (Oct. 22, 2016)
Long Reception	44 vs. Duke (Sept. 17, 2016)



## CAM GREEN • 6-3 • 237 • JUNIOR

- Caught his third touchdown of the season at Michigan State
- Ranks second among Big Ten tight ends with three touchdowns

2017 Stats	REC	YDS	TD	LONG
	26	259	3	21


### Career Highs

Receptions	11 vs. Akron (Sept. 15, 2018)
Receiving Yards	125 vs. Akron (Sept. 15, 2018)
Touchdowns	2 vs. Akron (Sept. 15, 2018)
Long Reception	25 vs. Michigan State (Oct. 28, 2017)



## BLAKE HANCE • 6-5 • 310 • SENIOR

- Returned to starting lineup versus Michigan State
- Two-time Academic All-Big Ten honoree
- Economics major



## NIK URBAN • 6-3 • 293 • SOPHOMORE

- Has started two games this season
- 2017 Academic All-Big Ten honoree



## JARED THOMAS • 6-4 • 294 • JUNIOR

- Has appeared in 27 games over last two-plus seasons
- Was primary backup center to senior Brad North in 2017
- Started first three games of 2017 at left tackle



## TOMMY DOLES • 6-4 • 296 • SENIOR

- Outland Trophy Watch List (Nation's Top Interior Lineman)
- Two-time All-Big Selection (2017: 3rd Team / 2016: HM)
- Three-time Academic All-Big Ten | 2016 Academic All-District



## RASHAWN SLATER • 6-3 • 314 • SOPHOMORE

- Has started 17-straight games at right tackle
- Started 12 games at right tackle as a true first year in 2017
- Rated as top freshman OL by Pro Football Focus last season
- Named to the Freshman All-Big Ten Team by the Big Ten Network

## SPECIALISTS



**#14 • CHARLIE KUHBANDER (Career Highs)**  
 FG Attempted: 3 (3x), last vs. Purdue (11/11/17)  
 FG Made: 3 (2x), last vs. Purdue (11/11/17)  
 Long Field Goal: 45 vs. Michigan (9/29/18)  
 Extra Points Attempted: 6 vs. BGSU (9/16/17)  
 Extra Points Made: 6 vs. BGSU (9/16/17)  
 Points Scored: 13 at Maryland (10/14/17)

Statistics	XPM	XPA	FGM	FGA	LONG	BLKD	PTS
	9	9	1	3	34	0	12



**#49 • JAKE COLLINS (Career Highs\*)**  
 Punts: 8 at Alabama (9/10/16)  
 Punting Average: 53.0 vs. Middle Tennessee (10/10/15)  
 Long Punt: 62 vs. Georgia State (12/16/17)  
 Punts Inside 20: 3 (6x), last vs. Michigan St (10/6/18)

Statistics	No.	YDS	AVG	LG	TB	FC	I20	50+
	15	559	37.3	48	0	10	7	0



**#8 • KYRICE MCGOWAN (Career Highs)**  
 Kick Returns: 4 vs. Akron (9/15/18)  
 Kick Return Yards: 101 vs. Akron (9/15/18)  
 Long Kick Return: 29 at Michigan State (10/6/18)

Statistics	KR	YDS	TD	LG	AVG/R	AVG/G.
	7	166	22.8	29	23.7	33.2



**#19 • RILEY LEES (Career Highs)**  
 Punt Returns: 4 (2x) last vs. Michigan (9/29/18)  
 Punt Return Yards: 346 vs. Michigan (9/29/18)  
 Long Punt Return: 39 vs. Purdue (11/11/17)  
 Kick Returns: 3 (2x), last at Maryland (10/14/17)  
 Kick Return Yards: 70 at Maryland (10/14/17)  
 Long Kick Return: 36 at Nebraska (11/4/17)

Statistics	PR	YDS	TD	LG	AVG/R	AVG/G.
	10	35	0	11	3.5	5.0



# PLAYER SPOTLIGHT: DEFENSE

DE 97



## JOE GAZIANO • 6-4 • 275 • JUNIOR

- 14 of 17 career sacks have come during Big Ten play
- Named to the Bronko Nagurski Watch List

Statistics	UT	AT	TT	SACK	YDS	TFL	YDS	FF-FR	QBH	PBU	INT
	8	7	15	3.5	29	6.5	35	0-0	6	0	0

### Career Highs

Tackles	6 (3x), last vs. Michigan (Sept. 29, 2018)
Solo Tackles	5 vs. Kentucky (Dec. 29, 2017)
Assisted Tackles	3 (2x) last vs. Michigan (Sept. 29, 2018)
Tackles for Loss	2 (3x), last vs. Duke (Sept. 8, 2018)
Sacks	2 (3x), last vs. Duke (Sept. 8, 2018)
Quarterback Hurries	4 vs. Nevada (Sept. 2, 2017)
Fumble Recoveries	1 at Michigan State (Oct. 15, 2016)
Pass Breakups	2 vs. Kentucky (Dec. 29, 2017)

DT 99



## JORDAN THOMPSON • 6-3 • 292 • SENIOR

- Has started 28-consecutive games at defensive tackle
- Had a sack in each of the first two games of the season

Statistics	UT	AT	TT	SACK	YDS	TFL	YDS	FF-FR	QBH	PBU	INT
	6	4	10	2.0	7	3.5	9	0-0	0	2	0

### Career Highs

Tackles	6 vs. Iowa (Oct. 21, 2017)
Solo Tackles	4 vs. Wisconsin (Nov. 5, 2016)
Assisted Tackles	6 vs. Iowa (Oct. 21, 2017)
Sacks	1 (4x), last vs. Duke (Sept. 8, 2018)
Tackles for Loss	2 at Purdue (Aug. 30, 2018)
Quarterback Hurries	1 (4x), last vs. Kentucky (Dec. 29, 2017)
Pass Breakups	1 (5x), last vs. Akron (Sept. 15, 2018)
Forced Fumbles	1 vs. Bowling Green (Sept. 16, 2017)

DT 92



## FRED WYATT • 6-4 • 288 • SENIOR

- Has made three of six career starts in senior campaign
- Tied a career high with four tackles versus No. 14 Michigan

Statistics	UT	AT	TT	SACK	YDS	TFL	YDS	FF-FR	QBH	PBU	INT
	2	8	10	0	0	0.5	0	0-0	0	0	0

### Career Highs

Tackles	4 vs. Akron (Sept. 15, 2018)
Solo Tackles	3 (2x), last at Purdue (Nov. 12, 2016)
Assisted Tackles	2 (3x), last vs. Akron (Sept. 15, 2018)
QBH	1 (2x), last vs. Kentucky (Dec. 29, 2017)
Tackles for Loss	1 (2x), last at Maryland (Oct. 14, 2017)
Pass Breakups	1 vs. Illinois State (Sept. 10, 2016)

DE 91



## SAMDUP MILLER • 6-3 • 258 • SOPHOMORE

- Led all FBS first-year defensive ends with 8.5 tackles for loss in 2017
- Had a career-high six tackles versus Akron

Statistics	UT	AT	TT	SACK	YDS	TFL	YDS	FF-FR	QBH	PBU	INT
	8	5	13	0	0	2.5	5	0-0	2	1	0

### Career Highs

Tackles	6 vs. Akron (Sept. 15, 2018)
Solo Tackles	4 vs. Akron (Sept. 15, 2018)
Assisted Tackles	4 at Nebraska (Nov. 4, 2017)
Sacks	1 (5x), last vs. Minnesota (Nov. 18, 2017)
Tackles for Loss	1.5 vs. Penn State (Oct. 7, 2017)
Quarterback Hurries	2 vs. Michigan (Sept. 29, 2018)
Pass Breakups	1 vs. Purdue (Nov. 11, 2017)
Fumble Recoveries	1 vs. Illinois (Nov. 25, 2017)

LB 51



## BLAKE GALLAGHER • 6-1 • 227 • SOPHOMORE

- Leads the Big Ten with 9.8 tackles per game
- One of two Big Ten players with three 10-plus tackle games

Statistics	UT	AT	TT	SACK	YDS	TFL	YDS	FF-FR	QBH	PBU	INT
	27	22	49	0	0	3.0	9	0-0	0	0	0

### Career Highs

Tackles	13 vs. Duke (Sept. 8, 2018)
Solo Tackles	9 vs. Duke (Sept. 8, 2018)
Assisted Tackles	6 vs. Michigan (Sept. 29, 2018)
Tackles for Loss	2 vs. Duke (Sept. 8, 2018)

LB 42



## PADDY FISHER • 6-4 • 241 • SOPHOMORE

- First sophomore team captain in Pat Fitzgerald era
- Posted fifth career double-digit tackle performance vs. Duke

Statistics	UT	AT	TT	SACK	YDS	TFL	YDS	FF-FR	QBH	PBU	INT
	18	21	39	0	0	1.5	2	1-0	0	1	0

### Career Highs

Tackles	19 vs. Michigan State (Oct. 28, 2017)
Solo Tackles	14 vs. Michigan State (Oct. 28, 2017)
Assisted Tackles	9 at Duke (Sept. 9, 2017)
Tackles for Loss	1.5 (2x), last at Illinois (Nov. 25, 2017)
Fumble Recoveries	1 at Duke (Sept. 9, 2017)
Forced Fumbles	2 vs. Michigan State (Oct. 28, 2017)
Pass Breakups	1 (4x), last at Michigan State (Oct. 6, 2018)
Quarterback Hurries	2 vs. Michigan State (Oct. 28, 2017)
Interceptions	1 at Illinois (Nov. 25, 2017)

LB 32



## NATE HALL • 6-2 • 231 • SENIOR


- Made a team-high 11 tackles at Purdue
- Named to the Dick Butkus Award Watch List

Statistics	UT	AT	TT	SACK	YDS	TFL	YDS	FF-FR	QBH	PBU	INT
	14	11	26	0	0	1.5	5	0-0	1	0	1

### Career Highs

Tackles	11 at Maryland (Oct. 14, 2017)
Solo Tackles	8 (2x), last at Maryland (Oct. 14, 2017)
Assisted Tackles	7 vs. Purdue (Nov. 14, 2015)
Tackles for Loss	3.5 at Maryland (Oct. 14, 2017)
Sacks	2.5 vs. Minnesota (Nov. 18, 2017)
Quarterback Hurries	2 (3x), last vs. Purdue (Nov. 11, 2017)
Fumble Recoveries	1 vs. Minnesota (Nov. 18, 2017)
Pass Breakups	2 (2x), last vs. Purdue (Nov. 11, 2017)
Interceptions	1 (3x), last at Purdue (Aug. 30, 2018)

CB 24



## MONTRE HARTAGE • 6-0 • 195 • SENIOR


- Has started 30-consecutive games at Cornerback
- Fifth among active FBS players with nine career interceptions

Statistics	UT	AT	TT	SACK	YDS	TFL	YDS	FF-FR	QBH	PBU	INT
	16	4	20	0	0	0	0	0-0	0	7	1

### Career Highs

Tackles	11 at Duke (Sept. 9, 2017)
Solo Tackles	9 vs. Illinois State (Sept. 10, 2016)
Assisted Tackles	3 at Duke (Sept. 9, 2017)
Tackles for Loss	1 (2x), last vs. Iowa (Oct. 21, 2017)
Forced Fumbles	1 vs. Bowling Green (Sept. 16, 2017)
Pass Breakups	3 at Michigan State (Oct. 6, 2018)
Interception	2 at Purdue (Nov. 12, 2016)

CB 29



## GREG NEWSOME II • 6-1 • 182 • FIRST YEAR


- Missed the Michigan State game due to injury
- Had a season-high five solo tackles in collegiate debut at Purdue

Statistics	UT	AT	TT	SACK	YDS	TFL	YDS	FF-FR	QBH	PBU	INT
	13	4	17	0	0	0	0	0-0	0	3	0

### Career Highs

Tackles	6 vs. Akron (Sept. 15, 2018)
Solo Tackles	5 at Purdue (Aug. 30, 2018)
Assisted Tackles	2 (2x) last vs. Michigan (Sept. 29, 2018)
Pass Breakups	1 (3x), last vs. Akron (Sept. 15, 2018)

S 13



## JR PACE • 6-1 • 200 • SOPHOMORE


- Made a career-high 11 tackles versus Michigan
- All three career interceptions have come in Big Ten play

Statistics	UT	AT	TT	SACK	YDS	TFL	YDS	FF-FR	QBH	PBU	INT
	19	13	32	0	0	3.0	10	0-0	0	5	1

### Career Highs

Tackles	11 vs. Michigan (Sept. 29, 2018)
Solo Tackles	7 vs. Michigan (Sept. 29, 2018)
Assisted Tackles	4 vs. Michigan (Sept. 29, 2018)
Interceptions	1 (3x), last at Purdue (Aug. 30, 2018)
Pass Breakups	2 (2x) last at Michigan State (Oct. 6, 2018)

S 41



## JARED MCGEE • 6-1 • 226 • SENIOR

- Three TFL versus Akron most by NU DB since at least 2000
- Recorded fourth career interception at Michigan State

Statistics	UT	AT	TT	SACK	YDS	TFL	YDS	FF-FR	QBH	PBU	INT
	23	9	32	0	0	3.0	13	0-0	1	1	1

### Career Highs

Tackles	10 vs. Nebraska (Sept. 24, 2016)
Solo Tackles	7 (2x) last vs. Michigan (Sept. 29, 2018)
Assisted Tackles	4 (2x), last vs. Duke (Sept. 17, 2016)
Tackles for Loss	3 vs. Akron (Sept. 15, 2018)
Quarterback Hurries	1 (2x) last vs. Michigan State (Oct. 6, 2018)
Forced Fumbles	1 at Wisconsin (Sept. 30, 2017)
Pass Breakups	1 (4x), last vs. Michigan State (Oct. 28, 2017)
Interceptions	1 (4x), last at Michigan State (Oct. 6, 2018)

## CAREER HIGHS

## #28 • CHRIS BERGIN • LB

Tackles: 8 (2x) last at Michigan State (Oct. 6, 2018)  
Solo Tackles: 3 (3x) last vs. Michigan State (Oct. 6 2018)  
Assisted Tackles: 5 (2x) last vs. Michigan St. (Oct. 6, 2018)  
TFL: 1.0 vs. Bowling Green (Sept. 16, 2017)  
Fumble Recovery: 1 vs. Akron (Sept. 15, 2018)

## #47 • JOE BERGIN • DB

Tackles: 2 (2x), last vs. Kentucky (Dec. 29, 2017)  
Solo Tackles: 1 (4x), last vs. Minnesota (Nov. 18, 2017)  
Assisted Tackles: 2 vs. Kentucky (Dec. 29, 2017)

## #36 • JESSE BROWN • RB

Rushing Attempts: 2 (2x), last at Illinois (Nov. 25, 2017)  
Rushing Yards: 27 at Illinois (Nov. 25, 2017)  
Rushing Touchdown: 1 (2x), last at Illinois (Nov. 25, 2017)  
Long Rush: 18 at Illinois (Nov. 25, 2017)  
Tackles: 1 (4x), last vs. Kentucky (Dec. 29, 2017)  
Solo Tackles: 1 (2x), last vs. Kentucky (Dec. 29, 2017)  
Assisted Tackles: 1 (2x), last at Illinois (Nov. 25, 2017)

## #98 • EARNEST BROWN IV • DL

Tackles: 2 at Michigan State (Oct. 6, 2018)  
Assisted Tackles: 1 (5x), last at Michigan St. (Oct. 6, 2018)  
QBH: 1 (2x), last vs. Duke (Sept. 8, 2018)  
Sacks: 0.5 vs. Michigan (Sept. 29, 2018)

## #26 • BRIAN BULLOCK • DB

Pass Breakup: 1 vs. Nevada (Sept. 2, 2017)

## #81 • RAMAUD CHIAOKHIAO-BOWMAN • WR

Receptions: 4 vs. Michigan (Sept. 29, 2018)  
Receiving Yards: 24 vs. Michigan (Sept. 29, 2018)  
Long Reception: 14 (2x), last vs. Duke (Sept. 8, 2018)  
Touchdown: 1 at Wisconsin (Sept. 30, 2017)

## #5 • CHARLIE FESSLER • WR

Receptions: 2 (2x), last vs. Akron (Sept. 15, 2018)  
Receiving Yards: 38 at Maryland (Oct. 14, 2017)  
Long Reception: 30 at Maryland (Oct. 14, 2017)  
Tackles: 1 at Iowa (Oct. 1, 2016)  
Solo Tackles: 1 at Iowa (Oct. 1, 2016)

## #45 • NATHAN FOX • LB

Tackles: 4 (2x), last vs. Bowling Green (Sept. 16, 2017)  
Solo Tackles: 3 vs. Bowling Green (Sept. 16, 2017)  
Assisted Tackles: 3 at Duke (Sept. 9, 2017)  
TFL: 0.5 vs. Nebraska (Sept. 24, 2016)  
QBH: 1 vs. Indiana (Oct. 22, 2016)

## #50 • JANGO GLACKIN • LB

Tackles: 1 at Duke (Sept. 9, 2017)  
Assisted Tackles: 1 at Duke (Sept. 9, 2017)

## #83 • TRENT GOENS • DL

Tackles: 4 (2x), last vs. Purdue (Nov. 11, 2017)  
Solo Tackles: 2 (5x), last at Michigan State (Oct. 6, 2018)  
Assisted Tackles: 3 vs. Purdue (Nov. 11, 2017)  
TFL: 2 (3x), last at Michigan State (Oct. 6, 2018)  
Sacks: 2 vs. Purdue (Nov. 11, 2017)  
Interceptions: 1 at Purdue (Nov. 12, 2016)  
QBH: 1 (2x), last vs. Michigan State (Oct. 28, 2017)

## #55 • MARK GOODEN • DL

Tackles: 3 at Duke (Sept. 9, 2017)  
Solo Tackles: 1 at Duke (Sept. 9, 2017)  
Assisted Tackles: 2 at Duke (Sept. 9, 2017)

## #10 • TJ GREEN • QB

Passing Attempts: 18 vs. Duke (Sept. 8, 2018)  
Completions: 11 vs. Duke (Sept. 8, 2018)  
Passing Yards: 84 vs. Duke (Sept. 8, 2018)  
Long Pass: 18 at Purdue (Aug. 30, 2018)  
Rush Attempts: 4 at Purdue (Aug. 30, 2018)  
Rushing Yards: 16 vs. Akron (Sept. 15, 2018)  
Long Rush: 12 vs. Akron (Sept. 15, 2018)  
Rushing Touchdowns: 1 at Purdue (Aug. 30, 2018)

## #11 • A.J. HAMPTON • CB

Tackles: 1 at Purdue (Aug. 30, 2018)  
Assisted Tackles: 1 at Purdue (Aug. 30, 2018)

## #22 • BRYCE JACKSON • DB

Tackles: 2 vs. Duke (Sept. 8, 2018)  
Solo Tackles: 2 vs. Duke (Sept. 8, 2018)  
Assisted Tackles: 1 (2x) last at Michigan St. (Oct. 6, 2018)

## #15 • JACE JAMES • WR

Receptions: 2 vs. Kentucky Dec. 29, 2017)  
Receiving Yards: 25 vs. Penn State (Oct. 7, 2017)  
Long Reception: 25 vs. Penn State (Oct. 7, 2017)

## #96 • TREVOR KENT • DL

Tackles: 1 at Purdue (Aug. 30, 2018)  
Assisted Tackles: 1 at Purdue (Aug. 30, 2018)  
Tackles for Loss: 0.5 at Purdue (Aug. 30, 2018)  
Sacks: 0.5 at Purdue (Aug. 30, 2018)

## #19 • RILEY LEES • WR

Receptions: 4 vs. Michigan State (Oct. 28, 2017)  
Receiving Yards: 49 at Wisconsin (Sept. 30, 2017)  
Long Reception: 25 vs. Michigan State (Oct. 28, 2017)  
Touchdowns: 1 (2x), last at Duke (Sept. 9, 2017)  
Rushing Attempts: 1 (3x), last at Maryland (Oct. 14, 2017)

## #10 • ALONZO MAYO • DB

Tackles: 8 vs. Purdue (Nov. 11, 2017)  
Solo Tackles: 7 vs. Purdue (Nov. 11, 2017)  
Asst. Tackles: 4 at Nebraska (Nov. 4, 2017)  
TFL: 1 at Maryland (Oct. 14, 2017)  
Pass Breakups: 1 (2x), last vs. BGSU (Sept. 16, 2017)

## #8 • KYRIC MCGOWAN • WR

Receptions: 2 at Duke (Sept. 9, 2017)  
Receiving Yards: 77 at Michigan State (Oct. 6, 2018)  
Long Reception: 77 at Michigan State (Oct. 6, 2018)  
Rushing Attempts: 1 at Purdue (Aug. 30, 2018)  
Rushing Yards: 17 at Purdue (Aug. 30, 2018)  
Long Rush: 17 at Purdue (Aug. 30, 2018)  
Tackles: 2 at Purdue (Aug. 30, 2018)  
Solo Tackle: 1 at Purdue (Aug. 30, 2018)  
Assisted Tackle: 1 (2x), last at Purdue (Aug. 30, 2018)  
Kick Returns: 2 vs. Duke (Sept. 8, 2018)  
Kick Return Yards: 36 vs. Duke (Sept. 8, 2018)  
Long Kick Return: 29 at Michigan State (Oct. 6, 2018)

## #95 • ALEX MILLER • DL

Tackles: 3 (4x), last vs. Michigna State (Oct. 28, 2017)  
Solo Tackles: 3 (2x), last vs. Michigan State (Oct. 28, 2017)  
Assisted Tackles: 3 vs. Iowa (Oct. 21, 2017)  
Sacks: 1 (2x), last vs. Minnesota (Nov. 18, 2017)  
TFL: 1 (3x), last vs. Minnesota (Nov. 18, 2017)  
Pass Breakups: 1 (5x), last vs. Purdue (Nov. 11, 2017)  
QBH: 1 (4x), last vs. Michigan State (Oct. 28, 2017)

## #20 • JOHN MOTEN • RB

Rushing Attempts: 16 at Purdue (Nov. 12, 2016)  
Rushing Yards: 128 vs. Illinois (Nov. 26, 2016)  
Rushing Touchdowns: 2 vs. Illinois (Nov. 26, 2016)  
Long Rush: 43 vs. Illinois (Nov. 26, 2016)  
Receptions: 2 (2x), last vs. Akron (Sept. 15, 2018)  
Receiving Yards: 25 at Purdue (Aug. 31, 2018)  
Long Reception: 20 at Purdue (Nov. 12, 2016)

## #35 • ERIK MUELLER • LB

Tackle: 1 (3x), last at Michigan State (Oct. 6, 2018)  
Assisted Tackle: 1 (3x), last at Michigan St. (Oct. 6, 2018)

## #46 • DEVIN O'ROURKE • DE

Tackles: 1 vs. Akron (Sept. 15, 2018)  
Solo Tackles: 1 vs. Akron (Sept. 15, 2018)

## #75 • BEN OXLEY • DL

Tackles: 3 vs. Minnesota (Nov. 18, 2017)  
Solo Tackles: 1 (3x), last vs. Kentucky (Dec. 29, 2017)  
Assisted Tackles: 2 vs. Minnesota (Nov. 18, 2017)  
QBH: 1 vs. Bowling Green (Sept. 16, 2017)

## #6 • JELANI ROBERTS • WR

Rushing Attempts: 5 vs. Eastern Illinois (Sept. 12, 2015)  
Rushing Yards: 23 vs. Bowling Green (Sept. 16, 2017)  
Long Rush: 15 at Duke (Sept. 9, 2017)  
Rushing Touchdown: 1 (2x), last at Illinois (Nov. 25, 2017)  
Receptions: 3 vs. Penn State (Nov. 7, 2015)  
Receiving Yards: 14 vs. Penn State (Nov. 7, 2015)  
Long Reception: 12 at Michigan (Oct. 10, 2015)  
Kick Returns: 1 at Michigan (Oct. 10, 2015)  
Kick Return Yards: 19 at Michigan (Oct. 10, 2015)  
Long Kick Return: 19 at Michigan (Oct. 10, 2015)

## #93 • JOE SPIVAK • DL

Tackle: 1 vs. Minnesota (Nov. 18, 2017)  
Assisted Tackle: 1 vs. Minnesota (Nov. 18, 2017)  
QBH: 1 vs. Bowling Green (Sept. 16, 2017)

## #85 • JACKSON TIRMONIA • WR

Receptions: 1 vs. Bowling Green (Sept. 16, 2017)  
Receiving Yards: 5 vs. Bowling Green (Sept. 16, 2017)  
Long Reception: 5 vs. Bowling Green (Sept. 16, 2017)

## #4 • SOLOMON VAULT • WR

Rushing Attempts: 10 at Michigan State (Oct. 6, 2018)  
Rushing Yards: 36 vs. Ball State (Sept. 26, 2015)  
Rushing Touchdowns: 2 vs. W. Illinois (Sept. 20, 2014)  
Long Rush: 21 vs. Western Illinois (Sept. 20, 2014)  
Receptions: 2 (6x), last vs. Indiana (Oct. 22, 2016)  
Receiving Yards: 53 vs. Purdue (Nov. 14, 2015)  
Touchdowns: 1 (2x), last vs. Indiana (Oct. 22, 2016)  
Long Reception: 44 vs. Duke (Sept. 17, 2016)  
Kick Returns: 5 (2x), last vs. Iowa (Oct. 17, 2015)  
Kick Return Yards: 119 vs. Penn State (Nov. 7, 2015)  
Long Kick Return: (8 at Duke (Sept. 9, 2015)  
Touchdowns: 1 (4x), last at Michigan (Oct. 15, 2016)

## #3 • TRAE WILLIAMS • DB

Tackles: 8 vs. Pittsburgh (Dec. 28, 2016)  
Solo Tackles: 7 vs. Duke (Sept. 17, 2016)  
Assisted Tackles: 3 vs. Pittsburgh (Dec. 28, 2016)  
Tackles for Loss: 1 (2x), last at Wisconsin (Sept. 30, 2017)  
Fumble Recoveries: 1 (2x), last at Wisconsin (Sept. 30, 2017)  
Forced Fumbles: 1 at Wisconsin (Sept. 30, 2017)  
Pass Breakups: 3 vs. Illinois (Nov. 26, 2016)  
Interceptions: 1 (2x), last at Illinois (Nov. 25, 2017)

## NORTHWESTERN RECORD WHEN

	2018	Fitz Career
When playing at home	0-3	48-36
When playing on road	2-0	37-27
When playing at a neutral site	0-0	4-5
When playing on grass	2-3	66-46
When playing on artificial surface	0-0	23-22
When scoring first	1-3	57-22
When opponent scores first	1-0	32-47
When leading after first quarter	1-3	49-18
When trailing after first quarter	0-0	22-36
When tied after first quarter	1-0	18-13
When leading at halftime	2-2	67-19
When trailing at halftime	0-1	15-41
When tied at halftime	0-0	7-8
When leading after three quarters	2-2	72-17
When trailing after three quarters	0-1	11-47
When tied after three quarters	0-0	6-4
When NU has more/equal rushing yards	0-1	68-18
When opponent has more rushing yards	2-2	22-49
When NU has more/equal passing yards	1-2	44-31
When opponent has more passing yards	1-1	46-36
When NU has more/equal total yards	0-2	64-22
When opponent has more total yards	2-1	25-48
When NU has more first downs	0-2	59-26
When opponent has more first downs	2-1	22-39
When first downs are equal	0-0	8-3
When NU forces more turnovers	1-0	55-16
When opponent forces more turnovers	1-2	18-40
When turnovers are equal	0-0	16-11
In games decided by three points or fewer	0-1	16-12
In games decided by seven points or fewer	1-1	35-20
In overtime games	0-0	6-5

## CAREER STARTS

2018	Career	
Clayton Thorson, Quarterback	5	44
Blake Hance, Offensive Lineman	4	39
Montre Hartage, Cornerback	5	31
Tommy Doles, Offensive Lineman	3	29
Nate Hall, Linebacker	4	29
Jordan Thompson, Defensive Lineman	5	29
Flynn Nagel, Wide Receiver	5	28
J.B. Butler, Offensive Lineman	5	23
Samdup Miller, Defensive line	5	18
Joe Gaziano, Defensive End	5	18
Bennett Skowronek, Wide Receiver	5	17
Paddy Fisher, Linebacker	5	17
Rashawn Slater, Offensive Line	5	17
Trae Williams, Cornerback	2	14
Jared McGee, Safety	5	10
Jared Thomas, Offensive Lineman	5	9
Cameron Green, Superback	5	8
Alonzo Mayo, Cornerback	0	5
Fred Wyatt, Defensive Lineman	3	6
Blake Gallagher, Linebacker	5	6
JR Pace, Safety	5	5
Ramaud Chiaokhiao-Bowman, Wide Receiver	3	4
Greg Newsome II, Cornerback	3	3
James Prather, Superback	0	2
Solomon Vault, Running Back	1	2
Alex Miller, Defensive Lineman	2	2
Nik Urban, Offensive Lineman	2	2
Jalen Brown, Wide Receiver	0	1
Jelani Roberts, Wide Receiver	0	1
Gunnar Vogel, Offensive Lineman	1	1
John Moten IV, Running Back	1	1
Chris Bergin, Linebacker	1	1
Kyric McGowan, Wide Receiver	1	1

## LAST TIME IT HAPPENED

## NORTHWESTERN WILDCATS

Scored 60+ Points  
 Scored 50-59 Points  
 Scored 40-49 Points  
 Rushed for 200-299 yards  
 Rushed for 300-399 yards  
 Rushed for 400+ yards  
 Passed for 400+ yards  
 Had 500-599 yards of total offense  
 Had 600+ yards of total offense  
 Won a game on final play (regulation)

Recorded a safety  
 Recorded a shutout  
 Played No. 1-ranked team  
 Beat No. 1-ranked team  
 Beat a Top-10 team  
 Beat a ranked team  
 Beat two ranked teams in a row

Ranked by AP (media)  
 Ranked by USA Today (coaches)  
 Ranked in College Football Playoff  
 Ranked No. 1 by AP  
 Sellout at home  
 Had consecutive sellouts

NU 61, Illinois 23 (11-18-00)  
 NU 54, Michigan State 40 (10-15-16)  
 NU 49, Bowling Green 7 (9-16-17)  
 277 vs. Minnesota (11-18-17)  
 303 vs. Bowling Green (9-16-17)  
 444 at Illinois (11-22-03)  
 405 vs. Akron (9-15-18)  
 531 at Maryland (10-14-17)  
 678 vs. Bowling Green (9-16-17)  
 vs. Michigan State, 47-yd FG  
 (9-29-01)  
 vs. Illinois (11-24-12)  
 NU 39, Minnesota 0 (11-18-17)  
 #1 Ohio State 54, NU 10 (11-11-06)  
 NU 12, #1 Miami (Fla.) (9-23-67)  
 NU 28, #9 Nebraska 25 (11-5-11)  
 NU 29, #20 Michigan State 19 (10-6-18)  
 NU 47, #7 Wisconsin 44 (9-23-00)  
 NU 37, #18 Michigan State 17 (9-30-00)  
 No. 17 (2017 FINAL)  
 No. 17 (2017 FINAL)  
 No. 21 (12-3-17)  
 1962  
 47,330, vs. Michigan (9-29-18)  
 vs. Iowa (11-13-10)  
 vs. Illinois (11-20-10) \*at Wrigley Field

## OPPONENTS

Wisconsin 70, NU 23 (11-27-10)  
 Ohio State 58, NU 7 (9-22-07)  
 Duke 41, NU 17 (9-9-17)  
 Purdue - 202 (8-30-18)  
 Indiana - 319 (10-29-11)  
 Illinois - 519 (11-20-10)  
 Michigan State - 445 (10-28-17)  
 Michigan State - 540 (10-28-17)  
 Arizona State - 773 (9-17-05)  
 Nebraska, 49-yard pass (11-2-13)  
 Wisconsin (9-30-17)  
 #18 Michigan 38, #13 NU 0 (10-10-15)  
 Wisconsin 37, #1 NU 6 (11-10-62)  
 Wisconsin 37, #1 NU 6 (11-10-62)

## INDIVIDUALS

Returned kickoff for a TD  
 Returned punt for a TD  
 Returned INT for a TD  
 Returned fumble for TD  
 Blocked an extra point  
 Blocked a FG attempt  
 Blocked a punt  
 Rushed for 3 or more TDs  
 Rushed for 100 yards  
 Two players rushed for 100 yards

Rushed for 200 yards  
 Completed 20-29 passes  
 Completed 30+ passes  
 Passed for 3+ TDs  
 Passed for 300-399 yards  
 Passed for 400-499 yards  
 Passed for 500+ yards  
 Scored 3 TDs in a game  
 Scored 4+ TDs in a game  
 2-point conversion  
 Caught 10+ passes  
 100-199 yards receiving  
 200+ yards receiving  
 Two players 100 receiving yards

Score 2 TDs Receiving

Scored 3+ TDs receiving  
 Kicked 3 FGs in one game  
 Kicked 4 FGs in one game  
 Kicked 5 FGs in one game  
 Kicked a 50-yard FG  
 Kicked a 70-79 yard punt  
 Kicked an 80-89-yard punt  
 Intercepted 2 passes  
 Intercepted 3 passes  
 Recovered two fumbles  
 Recorded 100+ kickoff return yards  
 Recorded 20+ tackles

Solomon Vault (95) at Michigan State (10-15-16)  
 Tony Jones (64) at Purdue (11-22-14)  
 Nick VanHoose (72) at Nebraska (10-24-15)  
 Samdup Miller (3) at Illinois (11-25-17)  
 Dean Lowry vs. Ball State (9-26-15)  
 Nick VanHoose vs. Michigan (11-8-14)  
 Keith Watkins II vs. Western Illinois (9-20-14)  
 Justin Jackson (3) vs. Bowling Green (9-16-17)  
 Jeremy Larkin (121) vs. Duke (9-8-18)  
 Justin Jackson (173) vs. Illinois (11-26-16)  
 John Moten IV (128) vs. Illinois (11-26-16)  
 Justin Jackson (224) vs. Pittsburgh (12-28-16)  
 Clayton Thorson (22) vs. Duke (9-8-18)  
 Clayton Thorson (31) at Michigan State (10-6-18)  
 Clayton Thorson (3) at Michigan State (10-6-18)  
 Clayton Thorson (373) at Michigan State (10-6-18)  
 Trevor Siemian (414) at Illinois (11-30-13)  
 Mike Kafka (532) vs. Auburn (1-1-10)  
 Justin Jackson (3 rushing) vs. Bowling Green (9-16-17)  
 Kain Colter (4 rushing) vs. Indiana (9-29-12)  
 Solomon Vault pass from Clayton Thorson at Michigan State (10-6-18)  
 Nagel Flynn (10) at Michigan State (10-6-18)  
 Nagel Flynn (111) at Michigan State (10-6-18)  
 Jeremy Ebert (208) vs. Rice (11-12-11)  
 Christian Jones (182) at Illinois (11-30-13)  
 Rashad Lawrence (112) at Illinois (11-30-13)  
 Cam Green (2) vs. Akron (9-15-18)  
 Austin Carr (3) at Iowa (10-1-16)  
 Charlie Kuhbender (3) vs. Purdue (11-11-17)  
 Jack Mitchell (4) at Notre Dame (11-15-14)  
 Jeff Budzien (5) vs. Boston College (9-5-12)  
 David Wasielewski (51) at Air Force (8-31-02)  
 Brandon Williams (77) vs. Minnesota (11-19-11)  
 Hunter Niswander (80) vs. Iowa (10-21-17)  
 Kyle Queiro at Nebraska (11-4-17)  
 Godwin Igwebuike (3) vs. Wisconsin (10-14-14)  
 Jimmy Hall (2) at Notre Dame (11-15-14)  
 Kyric McGowan (101) vs. Akron (9-15-18)  
 Tim McGarigle (21, 11-10) vs. Michigan (10-29-05)

Jehu Chesson (96), Michigan (10-10-15)  
 Ben Niemann (1), Iowa (11-1-14)  
 Alvin Davis (97 & 50), Akron (9-15-18)  
 Ulysees Gilbert (0), Akron (9-15-18)  
 Andrew Stelter, Minnesota (11-18-17)  
 Mike McGlinchey, Notre Dame (11-15-14)  
 Ricky Jones, Indiana (10-22-16)  
 Akrum Wadley (4), Iowa (10-17-15)  
 Karan Higdon (122), Michigan (9-29-18)  
 Melvin Gordon (172), Wisconsin (10-12-13)  
 James White (101), Wisconsin (10-12-13)  
 Akrum Wadley (204), Iowa (10-17-15)  
 Tanner Lee (21), Nebraska (11-4-17)  
 Brian Lewerke (31), Michigan State (10-6-18)  
 Tyler O'Connor (3), Michigan State (10-15-16)  
 Brian Lewerke (329), Michigan State (10-6-18)  
 Brian Lewerke (445), Michigan State (10-28-17)  
 -  
 William Fuller (3c), Notre Dame (11-15-14)  
 Akrum Wadley (4r), Iowa (10-17-15)  
 Alec Ingold (rush), Wisconsin (11-5-16)  
 Rondale Moore (11), Purdue (8-30-18)  
 Rondale Moore (109), Purdue (8-30-18)  
 D.J. Moore (210), Maryland (10-14-17)  
 Malik Turner (164), Illinois (11-26-16)  
 Justin Hardee (125), Illinois (11-26-16)  
 Cody White, Michigan State (10-28-17)  
 Felton Davis, Michigan State (10-28-17)  
 William Fuller (3), Notre Dame (11-15-14)  
 Ryan Lichtenstein (3), Syracuse (9-19-09)  
 Brendan Gibbons (4), Michigan (11-16-13)  
 -  
 Taylor Zalewski (51), Illinois (11-30-13)  
 Ryan Donahue (73), Iowa (11-13-10)  
 -  
 Alvin Davis, Akron (9-15-18)  
 Mike Rose (3), Purdue (9-27-97)  
 Marc Jackson (2), Illinois (11-23-02)  
 Dre Brown (125), Illinois (11-25-17)  
 J Leman (22, 11-11), Illinois (11-18-06)



## PLAYERS OF THE WEEK

Game	Offensive	Off. Big Playmaker	Off. Practice
Purdue	Jeremy Larkin, RB	Cam Green, SB	Hunter Johnson, QB
Duke	Flynn Nagel, WR	Jeremy Larkin, RB	Braeden Heald, WR
Akron	Jeremy Larkin, RB	Cam Green, SB	Eric Eshoo, SB
Michigan	n/a	JJ Jefferson, WR	Charlie Schmidt, OL
Michigan State	Clayton Thorson, QB	Flynn Nagel, WR	Jackson Tirmonia, WR
Nebraska			
Rutgers			
Wisconsin			
Notre Dame			
Iowa			
Minnesota			
Illinois			
Game	Defensive	Def. Big Playmaker	Def. Practice
Purdue	n/a	Alex Miller, DL	Joe Spivak, DL
Duke	Joe Gaziano, DE	n/a	Cam Ruiz, DB
Akron	Samdup Miller, DE	Jordan Thompson, DL	Travis Whillock, DB
Michigan	Joe Gaziano, DE	n/a	Khalid Jones, LB
Michigan State	Montre Hartage, CB	Joe Gaziano, DE	Eku Leota, DE
Nebraska			
Rutgers			
Wisconsin			
Notre Dame			
Iowa			
Minnesota			
Illinois			

Game	Special Teams	ST Practice Player of the Week
Purdue	Tyler Gillikin, LS	Ray Niro III, WR
Duke	Riley Lees, WR	Jackson Tirmonia, WR
Akron	Kyric McGowan, WR	Braeden Heald, WR
Michigan	Cam Ruiz, DB	Chad Hanaoka, RB
Michigan State	Jake Collins, P	Grayson Mann, LB
Nebraska		
Rutgers		
Wisconsin		
Notre Dame		
Iowa		
Minnesota		
Illinois		

## STARTING LINEUPS

## OFFENSE

Opponent	LT	LG	C	RG	RT	QB	WR	WR	WR	SB	RB
at Purdue	Hance	Butler	Thomas	Doles	Slater	Thorson	Nagel	Skowronek	Bowman	Green	Larkin
DUKE	Hance	Butler	Thomas	Doles	Slater	Thorson	Nagel	Skowronek	Bowman	Green	Larkin
AKRON	Vogel	Butler	Thomas	Urban	Slater	Thorson	Nagel	Skowronek	Bowman	Green	Larkin
MICHIGAN	Hance	Butler	Thomas	Urban	Slater	Thorson	Nagel	Skowronek	Bowman	Green	Moten
at Michigan State	Hance	Butler	Thomas	Doles	Slater	Thorson	Nagel	Skowronek	McGowan	Green	Vault

NEBRASKA

at Rutgers

WISCONSIN

NOTRE DAME

at Iowa

at Minnesota

ILLINOIS

## DEFENSE

Opponent	DE	DT	DT	DE	LB	LB	LB	CB	S	S	CB
at Purdue	Gaziano	Thompson	A. Miller	S. Miller	Gallagher	Fisher	Hall	Hartage	Pace	McGee	Williams
DUKE	Gaziano	Thompson	Wyatt	S. Miller	Gallagher	Fisher	Hall	Hartage	Pace	McGee	Newsome II
AKRON	Gaziano	Thompson	Wyatt	S. Miller	Gallagher	Fisher	Hall	Hartage	Pace	McGee	Newsome II
MICHIGAN	Gaziano	Thompson	A. Miller	S. Miller	Gallagher	Fisher	Hall	Hartage	Pace	McGee	Newsome II
at Michigan State	Gaziano	Thompson	Wyatt	S. Miller	Gallagher	Fisher	Bergin	Hartage	Pace	McGee	Williams

NEBRASKA

at Rutgers

WISCONSIN

NOTRE DAME

at Iowa

at Minnesota

ILLINOIS

## NATIONAL RANKINGS

AP TOP 25	RECORD	POINTS
1. Alabama (59)	6-0	1,522
2. Georgia	6-0	1,426
3. Ohio State (1)	6-0	1,420
4. Clemson (1)	6-0	1,331
5. <b>Notre Dame</b>	<b>6-0</b>	<b>1,315</b>
6. West Virginia	5-0	1,174
7. Washington	5-1	1,098
8. Penn State	4-1	1,097
9. Texas	5-1	956
10. UCF	5-0	917
11. Oklahoma	5-1	879
12. <b>Michigan</b>	<b>5-1</b>	<b>875</b>
13. LSU	5-1	794
14. Florida	5-1	719
15. <b>Wisconsin</b>	<b>4-1</b>	<b>710</b>
16. Miami	5-1	591
17. Oregon	4-1	505
18. Kentucky	5-1	485
19. Colorado	5-0	419
20. NC State	5-0	342
21. Auburn	4-2	335
22. Texas A&M	4-2	257
23. South Florida	5-0	144
24. Mississippi State	4-2	136
25. Cincinnati	6-0	114

Others Receiving Votes: **Iowa 87**, Stanford 59, Washington State 46, San Diego State 24, TCU 20, Appalachian State 11, Utah State 9, Utah 5, South Carolina 2, Hawai'i 1

COACHES POLL	RECORD	POINTS
1. Alabama (61)	6-0	1,597
2. Georgia	6-0	1,496
3. Ohio State (1)	6-0	1,476
4. Clemson (2)	6-0	1,433
5. <b>Notre Dame</b>	<b>6-0</b>	<b>1,348</b>
6. West Virginia	5-0	1,249
7. Washington	5-1	1,148
8. Penn State	4-1	1,136
9. UCF	5-0	932
10. <b>Wisconsin</b>	<b>4-1</b>	<b>916</b>
11. Oklahoma	5-1	903
12. LSU	5-1	858
13. <b>Michigan</b>	<b>5-1</b>	<b>846</b>
14. Texas	5-1	833
15. Miami	5-1	657
16. Florida	5-1	633
17. Oregon	4-1	558
18. Colorado	5-0	513
19. NC State	5-0	413
20. Kentucky	5-1	381
21. Auburn	4-2	357
22. Texas A&M	4-2	205
23. South Florida	5-0	185
24. Stanford	4-2	156
25. Cincinnati	6-0	133

Others Receiving Votes: Washington State 113, **Iowa 89**, Mississippi State 67, Appalachian State 38, TCU 33, San Diego State 25, Utah 12, Utah State 11, South Carolina 10, **Duke 8**, Troy 8, Syracuse 6, Hawai'i 6, Boise State 6, Virginia Tech 2, **Michigan State 1**, Army 1, UAB 1, Fresno State 1

## 2018 ROSTER

No.	Name	Pos.	Ht.	Wt.	Yr.	Hometown / High School / Last School
1	Chad Hanaoka	RB	5-6	180	Sr.	Honolulu, Hawaii / Iolani School
2	Flynn Nagel	WR	5-11	195	Sr.	Lemont, Ill. / Lemont
3	Trae Williams	DB	6-0	209	Jr.	The Plains, Ohio / Athens
4	Solomon Vault	WR	5-10	196	Sr.	Gaithersburg, Md. / Gaithersburg
5	Charlie Fessler	WR	6-3	217	Jr.	Erie, Pa. / Cathedral Prep
6	Jelani Roberts	WR	5-8	173	Sr.	Owings Mills, Md. / The Gilman School
7	Travis Whillock	DB	6-1	199	So.	Katy, Texas / Katy
7	Jason Whittaker	QB	6-5	208	Fy.	Rockford, Mich. / Rockford
8	Kyric McGowan	WR	5-10	198	So.	Dalton, Ga. / Dalton
9	Roderick Campbell	DB	6-0	187	Jr.	St. Louis, Mo. / Chaminade College Prep
10	TJ Green	QB	6-2	215	Jr.	Leawood, Kan. / Rockhurst
10	Alonzo Mayo	DB	5-11	186	Jr.	Baltimore, Md. / The Gilman School
11	A.J. Hampton	DB	5-11	166	Fy.	Warren, Ark. / Paul R Wharton (Tampa, Fla.)
11	Aidan Smith	QB	6-2	210	So.	Fort Wayne, Ind. / Carroll
12	JJ Jefferson	WR	5-10	167	Fy.	Houston, Texas / St. Pius X
13	Andrew Marty	QB	6-3	222	R-Fy.	Cincinnati, Ohio / Wyoming
13	JR Pace	DB	6-1	200	So.	College Park, Ga. / Woodward Academy
14	Charlie Kuhbender	K	6-0	188	So.	Springboro, Ohio / Springboro
15	Jace James	WR	6-0	201	So.	Carol Stream, Ill. / Glenbard North
15	Hunter Johnson	QB	6-2	208	So.	Brownsburg, Ind. / Brownsburg
16	Berkeley Holman	WR	5-11	191	R-Fy.	Irvine, Calif. / Saint John Bosco
17	Jalen Brown	WR	6-1	213	Sr.	Phoenix, Ariz. / Mountain Pointe
17	Daniel Kubiuk	P	6-1	213	Sr.	Barrington, Ill. / Barrington
18	Cameron Ruiz	DB	5-11	180	R-Fy.	Lake Villa, Ill. / Lakes Community
18	Clayton Thorson	QB	6-4	226	Sr.	Wheaton, Ill. / Wheaton North
19	Riley Lees	WR	6-0	206	So.	Libertyville, Ill. / Libertyville
20	John Moten IV	RB	6-0	209	Jr.	St. Louis, Mo. / John Burroughs School
21	Drake Anderson	RB	5-11	181	Fy.	Chandler, Ariz. / Chandler
22	Bryce Jackson	DB	6-1	190	R-Fy.	Lantana, Texas / John H. Guyer
23	Steven Reese	WR	6-2	212	Jr.	Buford, Ga. / Buford
24	Alex Bousky	K	5-11	193	Sr.	Peoria, Ill. / Peoria Notre Dame
24	Montre Hartage	CB	6-0	195	Sr.	Cordele, Ga. / Crisp County
25	Isaiah Bowser	RB	6-1	216	Fy.	Sidney, Ohio / Sidney
25	Austin Hiller	DB	6-2	201	R-Fy.	Lakeway, Texas / Lake Travis
26	Brian Bullock	DB	5-11	189	So.	Round Rock, Texas / Round Rock
27	Jeremiah McDonald	DB	6-3	200	Fy.	Slidell, La. / Northshore High
28	Chris Bergin	LB	5-11	213	So.	Bloomfield Hills, Mich. / Detroit Country Day
29	Greg Newsome II	DB	6-1	182	Fy.	Chicago, Ill. / IMG Academy (Fla.)
31	Jaylen Rivers	LB	6-2	211	Fy.	Dacula, Ga. / Grayson
32	Nate Hall	LB	6-2	231	Sr.	Toledo, Ohio / Southview
33	Grayson Mann	LB	6-0	220	Fy.	Fort Worth, Texas / Fort Worth All Saints
34	Chee Anyanwu	LB	6-2	211	R-Fy.	Buford, Ga. / Buford
35	Erik Mueller	LB	6-2	226	So.	Wheaton, Ill. / Wheaton North
36	Jesse Brown	RB	5-11	200	So.	Lilburn, Ga. / Brookwoods
37	Cody Gronewold	P	6-1	180	R-Fy.	Lincoln, Neb. / Northeast
37	Donovan Sermons	DB	5-11	205	R-Fy.	Pomona, Calif. / Damien
38	Drew Luckenbaugh	K/P	6-1	205	So.	Spring Grove, Pa. / Spring Grove
39	Trey Klock	SB	6-4	296	Sr.	Hummelstown, Pa. / Lower Dauphin
40	Peter McIntyre	LB	6-2	229	R-Fy.	Perrysburg, Ohio / Saint Johns' Jesuit
41	Jared McGee	S	6-1	226	Sr.	Mansfield, Texas / Mansfield Legacy
42	Paddy Fisher	LB	6-4	241	So.	Katy, Texas / Katy
43	Tyler Gillikin	LS	6-2	217	So.	Atlanta, Ga. / Westminster
44	Khalid Jones	LB	6-1	228	Fy.	Greenville, S.C. / Byrnes
44	James Prather	SB	6-4	256	Sr.	Memphis, Tenn. / Memphis University School
45	Nathan Fox	LB	6-2	227	Jr.	Houston, Texas / Clear Lake
46	Troy Hudetz	LB	6-2	220	So.	Naperville, Ill. / Naperville Central
46	Devin O'Rourke	DL	6-6	248	Fy.	Mokena, Ill. / Lincoln Way East
47	Joe Bergin	DB	5-11	197	Jr.	Bloomfield Hills, Mich. / Detroit Country Day
48	Brian Kaiser	SB	6-7	222	Fy.	Wilmette, Ill. / New Trier
48	Peter Snodgrass	LS	6-0	208	R-Fy.	Palo Alto, Calif. / Palo Alto
49	Jake Collins	P	6-1	210	Gr.	Louisville, Ky. / St. Xavier
50	Jango Glackin	LB	6-0	214	So.	Lebanon, Ohio / IMG Academy (Fla.)
51	Blake Gallagher	LB	6-1	227	So.	Raynham, Mass. / Saint Sebastian's
52	Sam Gerak	OL	6-3	295	R-Fy.	Avon, Ohio / Avon
53	Andrew Leota	DL	6-4	239	Fy.	Asheville, N.C. / Asheville
55	Mark Gooden	DE	6-1	253	So.	Reynoldsburg, Ohio / Reynoldsburg
57	Cam Kolwich	OL	6-5	298	So.	Beverly Hills, Mich. / Orchard Lake St. Mary's
59	J.B. Butler	OL	6-3	308	Sr.	Plainfield, Ill. / Joliet Catholic
61	Jason Goosen	OL	6-7	316	So.	Virginia Beach, Va. / Tallwood
65	Jared Thomas	OL	6-4	294	Jr.	Indianapolis, Ind. / Cathedral
66	Nik Urban	OL	6-3	293	So.	Willoughby, Ohio / Willoughby South

No.	Name	Pos.	Ht.	Wt.	Yr.	Hometown / High School / Last School
67	Willy Boatman	OL	6-2	267	Fy.	Denver, Colo. / Kent Denver School
68	Wyatt Blake	OL	6-4	299	Fy.	Crystal Lake, Ill. / Crystal Lake Central
69	Charlie Schmidt	OL	6-4	280	Fy.	Libertyville, Ill. / Libertyville
70	Rashawn Slater	OL	6-3	314	So.	Sugar Land, Texas / Clements
71	Tommy Doles	OL	6-4	296	Sr.	Grand Rapids, Mich. / Grand Rapids Christian
72	Blake Hance	OL	6-5	310	Sr.	Jacksonville, Ill. / Jacksonville
73	Gunnar Vogel	OL	6-6	286	So.	Columbus, Ohio / Westerville South
74	Payne He'Bert	OL	6-4	285	Fy.	Pearland, Texas / Dawson
76	Ethan Wiederkehr	OL	6-5	283	R-Fy.	Wading River, N.Y. / Shoreham-Wading River
77	Jesse Meyler	OL	6-4	298	So.	Toronto, Ontario / Episcopal (Va.)
78	Sam Stovall	OL	6-4	285	Fy.	Chattanooga, Tenn. / Notre Dame High School
80	Trey Pugh	SB	6-4	239	So.	Plain City, Ohio / Jonathan Adler
81	Ramaud Chiaokhiao-Bowman	WR	6-2	202	So.	Minneapolis, Minn. / Breck
82	Alex Oelsner	SB	6-4	234	R-Fy.	Niwot, Colo. / Niwot
83	Trent Goens	DL	6-3	265	Jr.	Chino Hills, Calif. / Chino Hills
83	Will Lansbury	WR	6-2	208	R-Fy.	Pebble Beach, Calif. / Stevenson
84	Cameron Green	SB	6-3	237	Jr.	Buffalo Grove, Ill. / Stevenson
85	Jackson Tirmonia	WR	6-3	198	So.	Canton, Ohio / Jackson
86	Cody Link	SB	6-3	249	So.	Madison, Wis. / Edgewood
86	Raymond Niro III	WR	5-10	183	Fy.	Barrington, Ill. / Barrington
87	Eric Eshoo	SB	6-4	235	So.	Chicago, Ill. / Loyola Academy
88	Bennett Skowronek	WR	6-4	211	Jr.	Fort Wayne, Ind. / Homestead
89	Charlie Mangieri	SB	6-4	233	Fy.	Peoria, Ill. / Dunlap
90	Jake Saunders	DT	6-2	300	So.	Loveland, Ohio / Loveland
91	Samdup Miller	DL	6-3	258	So.	Houston, Texas / Stratford
92	Fred Wyatt	DL	6-4	288	Sr.	Lawrence, Kan. / Free State
93	Joe Spivak	DL	6-0	293	So.	Darien, Ill. / Montini Catholic
94	Tommy Carnifax	DE	6-3	279	So.	Warren, Ohio / Howland
94	Ben Oxley	DL	6-6	292	Sr.	Avon Lake, Ohio / Avon Lake
95	Alex Miller	DL	6-3	285	Jr.	Houston, Texas / Stratford
96	Trevor Kent	DE	6-6	274	R-Fy.	Pittsburg, Kan. / Pittsburg
97	Joe Gaziano	DL	6-4	275	Jr.	Scituate, Mass. / Xaverian Brothers
98	Earnest Brown IV	DE	6-5	254	So.	Aubrey, Texas / Billy Ryan
99	Jordan Thompson	DL	6-3	292	Sr.	Cincinnati, Ohio / LaSalle

COACHING STAFF	Position	Season
Pat Fitzgerald	Dan and Susan Jones Family Head Football Coach	13th
Matt MacPherson	Assistant Head Coach (Defensive Backs)	13th
Mike Hankwitz	Defensive Coordinator	11th
Mick McCall	Offensive Coordinator / Quarterbacks	11th
Jeff Genyk	Special Teams Coordinator	1st
Lou Ayeni	Assistant Coach / Running Backs / Recruiting Coordinator	1st
Adam Cushing	Assistant Coach / Offensive Line	11th
Bob Heffner	Assistant Coach / Superbacks	10th
Marty Long	Assistant Coach / Defensive Line	11th
Tim McGarigle	Assistant Coach / Linebackers	1st
Dennis Springer	Assistant Coach / Wide Receivers	8th
Traveon Henry	Graduate Assistant / Offense	1st
Sean Pearson	Graduate Assistant / Offense	1st
Deonte Gibson	Graduate Assistant / Defense	2nd
Kevin Koch	Graduate Assistant / Defense	2nd
Jeremy Larkin	Undergraduate Assistant / Offense	1st

## PUNCIATION GUIDE

CHEE ANYANWU ..... (CHEE ahn-YAHN-woo)	Daniel KUBIUK ..... (KOO-bee-uhk)
RAMAUD CHIAOKHIAO-BOWMAN ..... (ruh-MAUD JOW-key-o BOW-man)	Charlie KUH BANDER ..... (KOO-ban-der)
Eric ESHOO ..... (EE-shoe)	Andrew LEOTA ..... (LEE-oh-tuh)
Joe GAZIANO ..... (gah-zee-AH-no)	Drew LUCKENBAUGH ..... (LUCK-en-baw)
Sam GERAK ..... (JEH-rack)	KYRIC McGowan ..... (KY-riek)
Tyler GILLIKIN ..... (GILL-uh-kin)	John MOTEN IV ..... (MOE-ten)
JANGO Glackin ..... (JAYNE-go)	SAMDUP Miller ..... (sahm-DOOP)
Trent GOENS ..... (GO-ins)	Raymond NIRO III ..... (NYE-row)
Cody GRONEWOLD ..... (GROAN-wohld)	Alex OELSNER ..... (OHLS-ner)
Chad HANAOKA ..... (Han-UH-OH-ka)	James PRATHER ..... (PRAY-ther)
MONTRE HARTAGE ..... (mon-TRAY HEART-age)	Trey PUGH ..... (PYOU)
Payne HE'BERT ..... (HAY-beer)	JELANI Roberts ..... (jeh-LAH-nee)
Berkeley HOLMAN ..... (HALL-man)	Bennett SKOWRONEK ..... (skuh-RAWN-ick)
Troy HUDETZ ..... (HOO-detz)	Joe SPIVAK ..... (SPEE-vack)
JACE James ..... (JAYCE)	Sam STOVALL ..... (STO-vul)
KHALID Jones ..... (kuh-LID)	Jackson TIRMONIA ..... (tur-MOAN-ee-ah)
Brian KAISER ..... (KY-zer)	Ethan WIEDERKEHR ..... (WHY-der-ker)
Cam KOLWICH ..... (COLE-wich)	Travis WHILLOCK ..... (WILL-lock)

# NORTHWESTERN FOOTBALL

Date	Opponent	Score	Overall Record	Conference Record	Time	Attend
----	-----	-----	-----	-----	----	-----
* Aug 30, 2018	at Purdue	W 31-27	1- 0- 0	1- 0- 0	3:47	47410
Sep 08, 2018	DUKE	7-21 L	1- 1- 0	1- 0- 0	3:05	40654
Sep 15, 2018	AKRON	34-39 L	1- 2- 0	1- 0- 0	3:49	40014
* Sep 29, 2018	#14 MICHIGAN	17-20 L	1- 3- 0	1- 1- 0	3:21	47330
* Oct 06, 2018	at #20 Michigan State	W 29-19	2- 3- 0	2- 1- 0	3:24	72850

\* indicates conference game

Opponent	Score	-----FIRST DOWNS-----				----RUSHING----		-----PASSING-----			--TOTAL OFFENSE--		Return	Turn-
-----	-----	Total	Rush	Pass	Pen	Number-Yards		Comp-Att-Int	Yards		Plays-Yards		Yards	Overs
-----	-----	--/--	--/--	--/--	--/--	-----/-----		-----/-----	--/--		----- / -----		--/--	--/--
Purdue.....	31-27	22/23	7/8	11/13	4/2	42-166 / 25-202		23-37- 0 / 30-46- 3	235/270		79-401 / 71-472		78/125	0/3
DUKE.....	7-21	24/15	5/6	16/8	3/1	32-99 / 39-97		31-56- 2 / 18-24- 0	282/204		88-381 / 63-301		45/36	2/0
AKRON.....	34-39	30/15	7/6	19/7	4/2	36-86 / 36-90		37-58- 2 / 17-28- 0	405/277		94-491 / 64-367		106/150	3/1
MICHIGAN.....	17-20	15/18	5/10	7/7	3/1	34-28 / 42-180		16-29- 0 / 15-24- 0	174/196		63-202 / 66-376		46/69	0/0
Michigan State.....	29-19	19/22	3/4	14/17	2/1	20-8 / 24-96		31-47- 2 / 31-52- 1	373/329		67-381 / 76-425		65/48	2/1
Totals.....	118-126	110/93	27/34	67/52	16/7	164-387 / 166-665		138-227- 6/111-174- 4	1469/1276		391-1856/ 340-1941		340/428	7/5

Note: Game totals are displayed in the format TEAM/OPPONENT for each category



Team Statistics	NU	OPP
SCORING	118	126
Points Per Game	23.6	25.2
Points Off Turnovers	28	36
FIRST DOWNS	110	93
Rushing	27	34
Passing	67	52
Penalty	16	7
RUSHING YARDAGE	387	665
Yards gained rushing	544	774
Yards lost rushing	157	109
Rushing Attempts	164	166
Average Per Rush	2.4	4.0
Average Per Game	77.4	133.0
TDs Rushing	10	5
PASSING YARDAGE	1469	1276
Comp-Att-Int	138-227-6	111-174-4
Average Per Pass	6.5	7.3
Average Per Catch	10.6	11.5
Average Per Game	293.8	255.2
TDs Passing	6	7
TOTAL OFFENSE	1856	1941
Total Plays	391	340
Average Per Play	4.7	5.7
Average Per Game	371.2	388.2
KICK RETURNS: #-Yards	9-199	12-223
PUNT RETURNS: #-Yards	14-81	8-33
INT RETURNS: #-Yards	4-60	6-172
KICK RETURN AVERAGE	22.1	18.6
PUNT RETURN AVERAGE	5.8	4.1
INT RETURN AVERAGE	15.0	28.7
FUMBLES-LOST	4-1	4-1
PENALTIES-Yards	16-171	44-426
Average Per Game	34.2	85.2
PUNTS-Yards	28-1097	31-1336
Average Per Punt	39.2	43.1
Net punt average	37.3	38.5
KICKOFFS-Yards	22-1222	28-1730
Average Per Kick	55.5	61.8
Net kick average	39.7	39.5
TIME OF POSSESSION/Game	29:14	30:46
3RD-DOWN Conversions	31/80	27/77
3rd-Down Pct	39%	35%
4TH-DOWN Conversions	4/13	2/9
4th-Down Pct	31%	22%
SACKS BY-Yards	8-47	13-91
MISC YARDS	0	0
TOUCHDOWNS SCORED	16	15
FIELD GOALS-ATTEMPTS	2-5	8-10
ON-SIDE KICKS	0-1	0-0
RED-ZONE SCORES	(13-18) 72%	(13-14) 93%
RED-ZONE TOUCHDOWNS	(11-18) 61%	(6-14) 43%
PAT-ATTEMPTS	(14-14) 100%	(12-12) 100%
ATTENDANCE	255996	240520
Games/Avg Per Game	6/42666	4/60130
Neutral Site Games		0/0

Score by Quarters	1st	2nd	3rd	4th	OT	Total
Northwestern	45	45	15	13	0	118
Opponents	17	37	49	23	0	126

<b>Rushing</b>	<b>gp</b>	<b>att</b>	<b>gain</b>	<b>loss</b>	<b>net</b>	<b>avg</b>	<b>td</b>	<b>lg</b>	<b>avg/g</b>
Larkin, Jeremy	3	72	353	7	346	4.8	5	46	115.3
Moten IV, John	5	25	62	5	57	2.3	2	9	11.4
Vault, Solomon	2	17	37	13	24	1.4	0	9	12.0
McGowan, Kyrice	5	2	17	4	13	6.5	0	17	2.6
Anderson, Drake	1	5	16	4	12	2.4	0	11	12.0
Green, TJ	3	9	24	12	12	1.3	1	12	4.0
Lees, Riley	5	2	8	0	8	4.0	0	4	1.6
Bowser, Isaiah	3	2	2	0	2	1.0	0	2	0.7
Nagel, Flynn	5	1	0	0	0	0.0	0	0	0.0
Green, Cameron	5	1	0	4	-4	-4.0	0	0	-0.8
TEAM	4	4	0	8	-8	-2.0	0	0	-2.0
Thorson, Clayton	5	24	25	100	-75	-3.1	2	6	-15.0
Total	0	164	544	157	387	2.4	10	46	0.0
Opponents	0	166	774	109	665	4.0	5	76	0.0

<b>Passing</b>	<b>gp</b>	<b>effic</b>	<b>comp-att-int</b>	<b>pct</b>	<b>yds</b>	<b>td</b>	<b>lg</b>	<b>avg/g</b>
Thorson, Clayton	5	124.74	118-190-5	62.1	1300	6	77	260.0
Green, TJ	3	91.99	20-35-1	57.1	169	0	18	56.3
TEAM	4	0.00	0-2-0	0.0	0	0	0	0.0
Total	0	118.59	138-227-6	60.8	1469	6	77	0.0
Opponents	0	134.07	111-174-4	63.8	1276	7	56	0.0

<b>Receiving</b>	<b>gp</b>	<b>no.</b>	<b>yds</b>	<b>avg</b>	<b>td</b>	<b>lg</b>	<b>avg/g</b>
Nagel, Flynn	5	36	402	11.2	0	32	80.4
Green, Cameron	5	26	259	10.0	3	21	51.8
Skowronek, Bennett	5	22	257	11.7	1	40	51.4
Larkin, Jeremy	3	19	127	6.7	0	17	42.3
Chiaokhiao-Bowman, R	5	10	76	7.6	0	14	15.2
Moten IV, John	5	6	48	8.0	0	18	9.6
Lees, Riley	5	5	33	6.6	0	11	6.6
McGowan, Kyrice	5	4	137	34.2	1	77	27.4
Jefferson, JJ	4	3	74	24.7	1	36	18.5
Fessler, Charlie	5	3	33	11.0	0	15	6.6
Prather, James	4	2	14	7.0	0	12	3.5
Roberts, Jelani	4	1	5	5.0	0	5	1.2
Vault, Solomon	2	1	4	4.0	0	4	2.0
Total	0	138	1469	10.6	6	77	0.0
Opponents	0	111	1276	11.5	7	56	0.0

<b>Punt Returns</b>	<b>no.</b>	<b>yds</b>	<b>avg</b>	<b>td</b>	<b>lg</b>
Lees, Riley	14	81	5.8	0	16
Total	14	81	5.8	0	16
Opponents	8	33	4.1	0	13

<b>Interceptions</b>	<b>no.</b>	<b>yds</b>	<b>avg</b>	<b>td</b>	<b>lg</b>
Hartage, Montre	1	17	17.0	0	17
Pace, JR	1	26	26.0	0	26
McGee, Jared	1	17	17.0	0	17
Hall, Nate	1	0	0.0	0	0
Total	4	60	15.0	0	26
Opponents	6	172	28.7	2	97

<b>Kick Returns</b>	<b>no.</b>	<b>yds</b>	<b>avg</b>	<b>td</b>	<b>lg</b>
McGowan, Kyrice	7	166	23.7	0	29
Moten IV, John	2	33	16.5	0	18
Total	9	199	22.1	0	29
Opponents	12	223	18.6	0	37

<b>Fumble Returns</b>	<b>no.</b>	<b>yds</b>	<b>avg</b>	<b>td</b>	<b>lg</b>
Total	0	0	0.0	0	0
Opponents	0	0	0.0	1	0

Scoring	td	fg	PAT				dxp	saf	pts
			kick	rush	rcv	pass			
Larkin, Jeremy	5	-	-	-	-	-	-	-	30
Kuhbänder, Charlie	-	2-5	14-14	-	-	-	-	-	20
Green, Cameron	3	-	-	-	-	-	-	-	18
Moten IV, John	2	-	-	-	-	-	-	-	12
Thorson, Clayton	2	-	-	-	-	1-2	-	-	12
Green, TJ	1	-	-	-	-	-	-	-	6
McGowan, Kyric	1	-	-	-	-	-	-	-	6
Skowronek, Bennett	1	-	-	-	-	-	-	-	6
Jefferson, JJ	1	-	-	-	-	-	-	-	6
Vault, Solomon	-	-	-	-	1	-	-	-	2
Total	16	2-5	14-14	-	1	1-2	-	-	118
Opponents	15	8-10	12-12	0-1	-	0-2	-	-	126

Total Offense	g	plays	rush	pass	total	avg/g
Thorson, Clayton	5	214	-75	1300	1225	245.0
Larkin, Jeremy	3	72	346	0	346	115.3
Green, TJ	3	44	12	169	181	60.3
Moten IV, John	5	25	57	0	57	11.4
Vault, Solomon	2	17	24	0	24	12.0
McGowan, Kyric	5	2	13	0	13	2.6
Anderson, Drake	1	5	12	0	12	12.0
Lees, Riley	5	2	8	0	8	1.6
Bowser, Isaiah	3	2	2	0	2	0.7
Green, Cameron	5	1	-4	0	-4	-0.8
TEAM	4	6	-8	0	-8	-2.0
Total	0	391	387	1469	1856	0.0
Opponents	0	340	665	1276	1941	0.0

Field Goals	fg	pct.	01-19	20-29	30-39	40-49	50-99	lg	blk
Kuhbänder, Charlie	2-5	40.0	0-0	0-0	1-3	1-2	0-0	45	0

FG Sequence	Northwestern	Opponents
Purdue	(34)	53,(38),(27)
Duke	-	-
AKRON	35,43	(37),(24),48
Michigan	(45)	(23),(24)
Michigan State	34	(27),(25)

Numbers in (parentheses) indicate field goal was made.

Punting	no.	yds	avg	lg	tb	fc	i20	50+	blk
Collins, Jake	28	1097	39.2	56	1	13	10	2	0
Total	28	1097	39.2	56	1	13	10	2	0
Opponents	31	1336	43.1	63	3	9	10	8	0

Kickoffs	no.	yds	avg	tb	ob	retn	net	ydln
Luckenbaugh, Drew	16	859	53.7	4	0			
Kuhbänder, Charlie	6	363	60.5	1	0			
Total	22	1222	55.5	5	0	18.6	39.7	25
Opponents	28	1730	61.8	17	0	22.1	39.5	25



<b>All Purpose</b>	<b>g</b>	<b>rush</b>	<b>rcv</b>	<b>pr</b>	<b>kr</b>	<b>ir</b>	<b>total</b>	<b>avg/g</b>
Larkin, Jeremy	3	346	127	0	0	0	473	157.7
Nagel, Flynn	5	0	402	0	0	0	402	80.4
McGowan, Kyric	5	13	137	0	166	0	316	63.2
Skowronek, Ben	5	0	257	0	0	0	257	51.4
Green, Cameron	5	-4	259	0	0	0	255	51.0
Moten IV, John	5	57	48	0	33	0	138	27.6
Lees, Riley	5	8	33	81	0	0	122	24.4
Chiaokhiao-Bow	5	0	76	0	0	0	76	15.2
Jefferson, JJ	4	0	74	0	0	0	74	18.5
Fessler, Charlie	5	0	33	0	0	0	33	6.6
Vault, Solomon	2	24	4	0	0	0	28	14.0
Pace, JR	5	0	0	0	0	26	26	5.2
Hartage, Montre	5	0	0	0	0	17	17	3.4
McGee, Jared	5	0	0	0	0	17	17	3.4
Prather, James	4	0	14	0	0	0	14	3.5
Anderson, Drake	1	12	0	0	0	0	12	12.0
Green, TJ	3	12	0	0	0	0	12	4.0
Roberts, Jelani	4	0	5	0	0	0	5	1.2
Bowser, Isaiah	3	2	0	0	0	0	2	0.7
TEAM	4	-8	0	0	0	0	-8	-2.0
Thorson, Clayto	5	-75	0	0	0	0	-75	-15.0
Total	0	387	1469	81	199	60	2196	0.0
Opponents	0	665	1276	33	223	172	2369	0.0

## 20-YARD PLUS PLAYS

Yds	Type	Player(s)	Opponent
77*	Pass	McGowan, Kyric from Thorson, Clayton	Michigan State
46	Rush	Larkin, Jeremy	Purdue
43	Pass	McGowan, Kyric from Thorson, Clayton	AKRON
40	Rush	Larkin, Jeremy	Duke
40	Pass	Skowronek, Bennett from Thorson, Clayton	Purdue
36	Pass	Jefferson, JJ from Thorson, Clayton	Michigan
34*	Pass	Jefferson, JJ from Thorson, Clayton	Michigan State
32	Pass	Nagel, Flynn from Thorson, Clayton	Duke
29	Pass	Skowronek, Bennett from Thorson, Clayton	Michigan State
29	KR	McGowan, Kyric	Michigan State
28	KR	McGowan, Kyric	AKRON
28	KR	McGowan, Kyric	AKRON
26	INT	Pace, JR	Purdue
24*	Pass	Skowronek, Bennett from Thorson, Clayton	AKRON
24	KR	McGowan, Kyric	AKRON
22	Pass	Skowronek, Bennett from Thorson, Clayton	AKRON
22	Pass	Nagel, Flynn from Thorson, Clayton	Duke
22	Pass	Nagel, Flynn from Thorson, Clayton	Purdue
21*	Pass	Green, Cameron from Thorson, Clayton	AKRON
21	KR	McGowan, Kyric	AKRON
21*	Pass	Green, Cameron from Thorson, Clayton	Michigan State
21	Pass	Skowronek, Bennett from Thorson, Clayton	Michigan State
20	Rush	Larkin, Jeremy	Purdue

\* touchdown scored on play

## LONG PLAYS BY THE NUMBERS

Long Plays By Yards	No.	TD
100+	0	0
90-99	0	0
80-89	0	0
70-79	1	1
60-69	0	0
50-59	0	0
40-49	4	0
30-39	3	1
20-29	15	3

Long Plays By Type	No.	TD
Rushing	3	0
Passing	14	5
Punt returns	0	0
Kick returns	5	0
Interceptions	1	0
Fumble returns	0	0
Other	0	0
TOTAL	23	5

## 20-YARD PLUS BY PLAYER

Player	No.	TD	R	P	KR	PR	IR	FR
McGowan, Kyric	7	1	0	2	5	0	0	0
Skowronek, Bennett	5	1	0	5	0	0	0	0
Larkin, Jeremy	3	0	3	0	0	0	0	0
Nagel, Flynn	3	0	0	3	0	0	0	0
Green, Cameron	2	2	0	2	0	0	0	0
Jefferson, JJ	2	1	0	2	0	0	0	0
Pace, JR	1	0	0	0	0	0	1	0
TOTAL	23	5	3	14	5	0	1	0

## LONGEST PLAYS OF THE YEAR

### Rushing

46 Larkin, Jeremy vs Purdue (8/30/2018)

### Rushing Touchdown

7 Larkin, Jeremy vs AKRON (9/15/2018)

### Passing

77 McGowan, Kyric from Thorson, Clayton vs Michigan State (10/6/2018)

### Passing Touchdown

77 McGowan, Kyric from Thorson, Clayton vs Michigan State (10/6/2018)

### Punt Return

16 Lees, Riley vs Michigan (9/29/2018)

### Kick Return

29 McGowan, Kyric vs Michigan State (10/6/2018)

### Interception Return

26 Pace, JR vs Purdue (8/30/2018)

### Fumble Return

None

### Punt

56 Collins, Jake vs Michigan State (10/6/2018)

### Field Goal

45 Kuhbander, Charlie vs Michigan (9/29/2018)

##	Defensive Leaders	gp	Tackles				Sacks	Pass defense			Fumbles		blkd	
			ua	a	tot	tfl/yds		int-yds	brup	qbh	rcv-yds	ff	kick	saf
51	Gallagher, Blake	5	27	22	49	3.0-9	.	.	.	.	.	.	.	.
42	Fisher, Paddy	5	18	21	39	1.5-2	.	.	1	.	.	1	.	.
13	Pace, JR	5	19	13	32	3.0-10	.	1-26	5	.	.	.	.	.
41	McGee, Jared	5	23	9	32	3.0-13	.	1-17	1	1	.	.	.	.
32	Hall, Nate	4	14	12	26	1.5-5	.	1-0	.	1	.	.	.	.
24	Hartage, Montre	5	16	4	20	.	.	1-17	7	.	.	.	.	.
2B	Bergin, Chris	5	7	10	17	.	.	.	.	1	1-0	.	.	.
29	Newsome II, Greg	4	13	4	17	.	.	.	3	.	.	.	.	.
97	Gaziano, Joe	5	8	7	15	6.5-35	3.5-29	.	.	6	.	.	.	.
91	Miller, Samdup	5	8	5	13	2.5-5	.	.	1	2	.	1	.	.
99	Thompson, Jordan	5	6	4	10	3.5-9	2.0-7	.	2	.	.	.	.	.
92	Wyatt, Fred	5	2	8	10	0.5-0	.	.	.	.	.	.	.	.
83	Goens, Trent	5	3	4	7	3.0-11	1.5-7	.	.	.	.	.	.	.
98	Brown IV, Earnest	5	2	4	6	0.5-2	0.5-2	.	1	2	.	.	.	.
22	Jackson, Bryce	5	3	2	5	.	.	.	.	.	.	.	.	.
1R	Ruiz, Cameron	3	2	1	3	.	.	.	1	.	.	.	.	.
3	Williams, Trae	5	.	3	3	.	.	.	.	.	.	.	.	.
95	Miller, Alex	3	2	1	3	.	.	.	1	.	.	.	.	.
45	Fox, Nathan	3	1	1	2	.	.	.	.	.	.	.	.	.
TM	TEAM	4	1	1	2	.	.	.	.	.	.	.	.	.
8	McGowan, Kyrice	5	1	1	2	.	.	.	.	.	.	.	.	.
46	O'Rourke, Devin	3	1	1	2	.	.	.	.	.	.	.	.	.
47	Bergin, Joe	5	.	2	2	.	.	.	.	.	.	.	.	.
84	Green, Cameron	5	1	.	1	.	.	.	.	.	.	.	.	.
96	Kent, Trevor	4	.	1	1	0.5-2	0.5-2	.	1	.	.	.	.	.
35	Mueller, Erik	5	.	1	1	.	.	.	.	.	.	.	.	.
81	Chiaokhiao-Bowman, R	5	1	.	1	.	.	.	.	.	.	.	.	.
43	Gillikin, Tyler	5	1	.	1	.	.	.	.	.	.	.	.	.
90	Saunders, Jake	2	.	1	1	.	.	.	.	.	.	.	.	.
11	Hampton, A.J.	2	.	1	1	.	.	.	.	.	.	.	.	.
72	Hance, Blake	4	1	.	1	.	.	.	.	.	.	.	.	.
Total		0	181	144	325	29-103	8-47	4-60	24	13	1-0	2	.	.
Opponents		0	210	166	376	32-132	13-91	6-172	31	24	1-0	1	.	.



## SEASON

## CAREER

Rushing	gp	att	gain	loss	net	avg	td	lg	avg/g	gp	att	gain	loss	net	avg	td	lg	avg/g
Larkin, Jeremy	3	72	353	7	346	4.8	5	46	115.3	16	156	863	14	849	5.4	10	64	53.1
Moten IV, John	5	25	62	5	57	2.3	2	9	11.4	30	99	475	23	452	4.6	4	43	15.1
Vault, Solomon	2	17	37	13	24	1.4	0	9	12.0	36	104	330	40	290	2.8	2	16	8.1
McGowan, Kyric	5	2	17	4	13	6.5	0	17	2.6	16	2	17	4	13	6.5	0	17	0.8
Anderson, Drake	1	5	16	4	12	2.4	0	11	12.0	1	5	16	4	12	2.4	0	11	12.0
Green, TJ	3	9	24	12	12	1.3	1	12	4.0	6	11	25	12	13	1.2	1	12	2.2
Lees, Riley	5	2	8	0	8	4.0	0	4	1.6	18	5	12	4	8	1.6	0	4	0.4
Bowser, Isaiah	3	2	2	0	2	1.0	0	2	0.7	3	2	2	0	2	1.0	0	2	0.7
Nagel, Flynn	5	1	0	0	0	0.0	0	0	0.0	36	2	4	0	4	2.0	0	4	0.1
Green, Cameron	5	1	0	4	-4	-4.0	0	0	-0.8	29	1	0	4	-4	-4.0	0	0	-0.1
TEAM	4	4	0	8	-8	-2.0	0	0	-2.0									
Thorson, Clayton	5	24	25	100	-75	-3.1	2	6	-15.0	44	308	1144	701	443	1.4	20	68	10.1
Total	5	164	544	157	387	2.4	10	46	77.4									
Opponents	5	166	774	109	665	4.0	5	76	133.0									

Passing	gp	effic	comp-att-int	pct	yds	td	lg	avg/g	gp	effic	comp-att-int	pct	yds	td	lg	avg/g
Thorson, Clayton	5	124.74	118-190-5	62.1	1300	6	77	260.0	44	117.98	810-1397-35	58.0	8848	50	77	201.1
Green, TJ	3	91.99	20-35-1	57.1	169	0	18	56.3	6	93.38	21-36-1	58.3	174	0	18	29.0
TEAM	4	0.00	0-2-0	0.0	0	0	0	0.0								
Total	5	118.59	138-227-6	60.8	1469	6	77	293.8								
Opponents	5	134.07	111-174-4	63.8	1276	7	56	255.2								

Receiving	gp	no.	yds	avg	td	lg	avg/g	gp	no.	yds	avg	td	lg	avg/g
Nagel, Flynn	5	36	402	11.2	0	32	80.4	36	128	1385	10.8	4	57	38.5
Green, Cameron	5	26	259	10.0	3	21	51.8	29	50	460	9.2	5	25	15.9
Skowronek, Bennett	5	22	257	11.7	1	40	51.4	18	67	901	13.4	6	58	50.1
Larkin, Jeremy	3	19	127	6.7	0	17	42.3	16	30	242	8.1	0	39	15.1
Chiaokhiao-Bowman, R	5	10	76	7.6	0	14	15.2	5	10	76	7.6	0	14	15.2
Moten IV, John	5	6	48	8.0	0	18	9.6	30	9	92	10.2	0	20	3.1
Lees, Riley	5	5	33	6.6	0	11	6.6	18	23	268	11.7	2	25	14.9
McGowan, Kyric	5	4	137	34.2	1	77	27.4	16	9	188	20.9	1	77	11.8
Jefferson, JJ	4	3	74	24.7	1	36	18.5	4	3	74	24.7	1	36	18.5
Fessler, Charlie	5	3	33	11.0	0	15	6.6	23	7	106	15.1	0	30	4.6
Prather, James	4	2	14	7.0	0	12	3.5	34	3	23	7.7	0	12	0.7
Roberts, Jelani	4	1	5	5.0	0	5	1.2	33	9	53	5.9	0	12	1.6
Vault, Solomon	2	1	4	4.0	0	4	2.0	36	33	294	8.9	2	44	8.2
Total	5	138	1469	10.6	6	77	293.8							
Opponents	5	111	1276	11.5	7	56	255.2							

Total Offense	g	plays	rush	pass	total	avg/g	g	plays	rush	pass	total	avg/g
Thorson, Clayton	5	214	-75	1300	1225	245.0	44	1705	443	8848	9291	211.2
Larkin, Jeremy	3	72	346	0	346	115.3	16	157	849	24	873	54.6
Green, TJ	3	44	12	169	181	60.3	6	47	13	174	187	31.2
Moten IV, John	5	25	57	0	57	11.4	30	99	452	0	452	15.1
Vault, Solomon	2	17	24	0	24	12.0	36	104	290	0	290	8.1
McGowan, Kyric	5	2	13	0	13	2.6	16	2	13	0	13	0.8
Anderson, Drake	1	5	12	0	12	12.0	1	5	12	0	12	12.0
Lees, Riley	5	2	8	0	8	1.6	18	6	8	0	8	0.4
Bowser, Isaiah	3	2	2	0	2	0.7	3	2	2	0	2	0.7
Green, Cameron	5	1	-4	0	-4	-0.8	29	1	-4	0	-4	-0.1
TEAM	4	6	-8	0	-8	-2.0						
Total	5	391	387	1469	1856	371.2						
Opponents	5	340	665	1276	1941	388.2						

## SEASON

## CAREER

Scoring			PAT									PAT						
	td	fg	kick	rush	rcv	pass	dxp	saf	pts	td	fg	kick	rush	rcv	pass	dxp	saf	pts
Larkin, Jeremy	5	-	-	-	-	-	-	-	30	10	-	-	-	-	-	-	-	60
Kuhbänder, Charlie	-	2-5	14-14	-	-	-	-	-	20	-	15-21	57-58	-	-	-	-	-	102
Green, Cameron	3	-	-	-	-	-	-	-	18	5	-	-	-	1	-	-	-	32
Moten IV, John	2	-	-	-	-	-	-	-	12	4	-	-	-	-	-	-	-	24
Thorson, Clayton	2	-	-	-	-	1-2	-	-	12	20	-	-	-	-	2-6	-	-	120
Skowronek, Bennett	1	-	-	-	-	-	-	-	6	6	-	-	-	-	-	-	-	36
Jefferson, JJ	1	-	-	-	-	-	-	-	6	1	-	-	-	-	-	-	-	6
McGowan, Kyric	1	-	-	-	-	-	-	-	6	1	-	-	-	-	-	-	-	6
Green, TJ	1	-	-	-	-	-	-	-	6	1	-	-	-	-	-	-	-	6
Vault, Solomon	-	-	-	-	1	-	-	-	2	8	-	-	-	1	-	-	-	50
Total	16	2-5	14-14	-	1	1-2	-	-	118									
Opponents	15	8-10	12-12	0-1	-	0-2	-	-	126									

Punt Returns	no.	yds	avg	td	lg	no.	yds	avg	td	lg
Lees, Riley	14	81	5.8	0	16	22	159	7.2	0	39
Total	14	81	5.8	0	16					
Opponents	8	33	4.1	0	13					

Kick Returns	no.	yds	avg	td	lg	no.	yds	avg	td	lg
McGowan, Kyric	7	166	23.7	0	29	7	166	23.7	0	29
Moten IV, John	2	33	16.5	0	18	11	184	16.7	0	27
Total	9	199	22.1	0	29					
Opponents	12	223	18.6	0	37					

Interceptions	no.	yds	avg	td	lg	no.	yds	avg	td	lg
Hartage, Montre	1	17	17.0	0	17	9	87	9.7	0	66
Hall, Nate	1	0	0.0	0	0	3	18	6.0	0	18
Pace, JR	1	26	26.0	0	26	3	49	16.3	0	26
McGee, Jared	1	17	17.0	0	17	4	42	10.5	0	25
Total	4	60	15.0	0	26					
Opponents	6	172	28.7	2	97					

Fumble Returns	no.	yds	avg	td	lg	no.	yds	avg	td	lg
Total	0	0	0.0	0	0					
Opponents	0	0	0.0	1	0					

All Purpose	g	rush	rcv	pr	kr	ir	total	avg/g	g	rush	rcv	pr	kr	ir	total	avg/g
Larkin, Jeremy	3	346	127	0	0	0	473	157.7	16	849	242	0	89	0	1180	73.8
Nagel, Flynn	5	0	402	0	0	0	402	80.4	36	4	1385	146	98	0	1633	45.4
McGowan, Kyric	5	13	137	0	166	0	316	63.2	16	13	188	0	166	0	367	22.9
Skowronek, Benn	5	0	257	0	0	0	257	51.4	18	0	901	0	0	0	901	50.1
Green, Cameron	5	-4	259	0	0	0	255	51.0	29	-4	460	0	0	0	456	15.7
Moten IV, John	5	57	48	0	33	0	138	27.6	30	452	92	0	184	0	728	24.3
Lees, Riley	5	8	33	81	0	0	122	24.4	18	8	268	159	224	0	659	36.6
Chiaokhiao-Bow	5	0	76	0	0	0	76	15.2	5	0	76	0	0	0	76	15.2
Jefferson, JJ	4	0	74	0	0	0	74	18.5	4	0	74	0	0	0	74	18.5
Fessler, Charlie	5	0	33	0	0	0	33	6.6	23	0	106	0	0	0	106	4.6
Vault, Solomon	2	24	4	0	0	0	28	14.0	36	290	294	0	1505	0	2089	58.0
Pace, JR	5	0	0	0	0	26	26	5.2	17	0	0	0	0	49	49	2.9
McGee, Jared	5	0	0	0	0	17	17	3.4	35	0	0	0	0	42	42	1.2
Hartage, Montre	5	0	0	0	0	17	17	3.4	44	0	0	0	0	87	87	2.0
Prather, James	4	0	14	0	0	0	14	3.5	34	0	23	0	0	0	23	0.7
Anderson, Drake	1	12	0	0	0	0	12	12.0	1	12	0	0	0	0	12	12.0
Green, TJ	3	12	0	0	0	0	12	4.0	6	13	0	0	0	0	13	2.2
Roberts, Jelani	4	0	5	0	0	0	5	1.2	33	130	53	0	19	0	202	6.1
Bowser, Isaiah	3	2	0	0	0	0	2	0.7	3	2	0	0	0	0	2	0.7
TEAM	4	-8	0	0	0	0	-8	-2.0								
Thorson, Clayton	5	-75	0	0	0	0	-75	-15.0	44	443	24	0	0	0	467	10.6
Total	5	387	1469	81	199	60	2196	439.2								
Opponents	5	665	1276	33	223	172	2369	473.8								

Total Tackles	UA-A	Total	PUR	DU	AKRON	MICH	MSU
Gallagher, B. LB	27-22	49	4-4	9-4	1-4	6-6	7-4
Fisher, Paddy LB	18-21	39	3-5	4-8	6-2	2-4	3-2
McGee, Jared S	23-9	32	4-1	4-2	6-2	7-1	2-3
Pace, JR DB	19-13	32	1-2	4-2	2-2	7-4	5-3
Hall, Nate LB	14-12	26	7-3	4-3	2-2	1-4	DNP
Hartage, Montre CB	16-4	20	5-1	1-0	3-1	4-1	3-1
Bergin, Chris LB	7-10	17	-	1-0	-	3-5	3-5
Newsome II, G. DB	13-4	17	5-0	2-0	4-2	2-2	DNP
Gaziano, Joe DL	8-7	15	-	4-1	0-2	3-3	1-1
Miller, Samdup DL	8-5	13	2-0	1-1	4-2	0-1	1-1
Wyatt, Fred DL	2-8	10	-	0-2	2-2	0-4	-
Thompson, J. DL	6-4	10	3-0	3-2	0-1	0-1	-
Goens, Trent DE	3-4	7	0-1	0-1	-	1-1	2-1
Brown IV, E. DE	2-4	6	0-1	1-0	0-1	0-1	1-1
Jackson, Bryce DB	3-2	5	0-1	2-0	1-0	-	0-1
Miller, Alex DL	2-1	3	1-1	DNP	DNP	1-0	-
Williams, Trae DB	0-3	3	-	-	0-1	-	0-2
Ruiz, Cameron DB	2-1	3	DNP	DNP	-	-	2-1
TEAM	1-1	2	-	-	-	-	1-1
O'Rourke, Devin DL	1-1	2	-	0-1	1-0	DNP	DNP
Bergin, Joe DB	0-2	2	0-1	-	-	-	0-1
McGowan, Kyric	1-1	2	1-1	-	-	-	-
Fox, Nathan LB	1-1	2	-	DNP	DNP	1-0	0-1
Kent, Trevor DE	0-1	1	0-1	-	DNP	-	-
Gillikin, Tyler	1-0	1	-	-	-	1-0	-
Saunders, Jake DT	0-1	1	DNP	0-1	-	DNP	DNP
Hampton, A.J. DB	0-1	1	0-1	-	DNP	DNP	DNP
Hance, Blake	1-0	1	-	-	DNP	-	1-0
Mueller, Erik LB	0-1	1	-	-	-	-	0-1
Chiaokhiao	1-0	1	-	-	-	-	1-0
Green, Cameron	1-0	1	-	1-0	-	-	-

#18 Thorson, C.	Comp	Att	Int	Pct	Yards	TD	Long	Sacked	Effic
Purdue	16	26	0	61.5	172	0	40	0-0	117.11
Duke	22	38	1	57.9	198	0	32	3-19	96.40
AKRON	33	52	2	63.5	383	3	43	2-12	136.68
Michigan	16	27	0	59.3	174	0	36	6-43	113.39
Michigan State	31	47	2	66.0	373	3	77	1-12	145.17
TOTALS	118	190	5	62.1	1300	6	77	12-86	124.74

#10 Green, TJ	Comp	Att	Int	Pct	Yards	TD	Long	Sacked	Effic
Purdue	7	11	0	63.6	63	0	18	0-0	111.75
Duke	9	18	1	50.0	84	0	18	1-5	78.09
AKRON	4	6	0	66.7	22	0	10	0-0	97.47
TOTALS	20	35	1	57.1	169	0	18	1-5	91.99

#TM TEAM	Comp	Att	Int	Pct	Yards	TD	Long	Sacked	Effic
Michigan	0	2	0	0.0	0	0	0	0-0	0.00
TOTALS	0	2	0	0.0	0	0	0	0-0	0.00

<b>RUSHING</b>	<b>No-Yds/TD</b>	<b>PUR</b>	<b>DU</b>	<b>AKRON</b>	<b>MICH</b>	<b>MSU</b>
Larkin, Jeremy RB	72-346/5	26-143/2	24-121/1	22-82/2	DNP	DNP
Moten IV, John RB	25-57/2	5-8/1	2-1/0	5-12/0	13-36/1	-
Vault, Solomon WR	17-24/0	DNP	DNP	DNP	7-18/0	10-6/0
McGowan, Kyrice WR	2-13/0	1-17/0	-	1-4/0	-	-
Anderson, Drake RB	5-12/0	DNP	DNP	DNP	DNP	5-12/0
Green, TJ QB	9-12/1	4-0/1	2-4/0	3-16/0	DNP	DNP
Lees, Riley WR	2-8/0	-	-	-	2-8/0	-
Bowser, Isaiah RB	2-2/0	-	DNP	1-0/0	1-2/0	DNP
Nagel, Flynn WR	1-0/0	-	1-0/0	-	-	-
Green, Cameron SB	1-4/0	1-4/0	-	-	-	-
TEAM	4-8/0	2-6/0	-	DNP	-	2-2/0
Thorson, C. QB	24-75/2	3-8/0	3-19/0	4-20/0	11-36/1	3-8/1

<b>RECEIVING</b>	<b>No-Yds/TD</b>	<b>PUR</b>	<b>DU</b>	<b>AKRON</b>	<b>MICH</b>	<b>MSU</b>
Nagel, Flynn WR	36-402/0	5-58/0	12-133/0	3-35/0	6-65/0	10-111/0
Green, Cameron SB	26-259/3	5-50/0	1-8/0	11-125/2	-	9-76/1
Skowronek, B. WR	22-257/1	3-47/0	4-37/0	7-88/1	3-25/0	5-60/0
McGowan, Kyrice WR	4-137/1	-	1-2/0	1-43/0	1-15/0	1-77/1
Larkin, Jeremy RB	19-127/0	4-20/0	7-55/0	8-52/0	DNP	DNP
Chiaokhiao WR	10-76/0	1-14/0	2-19/0	3-19/0	4-24/0	-
Jefferson, JJ WR	3-74/1	-	-	DNP	1-36/0	2-38/1
Moten IV, John RB	6-48/0	2-25/0	-	2-17/0	1-9/0	1-3/0
Fessler, C. WR	3-33/0	1-7/0	-	2-26/0	-	-
Lees, Riley WR	5-33/0	2-14/0	1-9/0	-	-	2-10/0
Prather, James SB	2-14/0	DNP	2-14/0	-	-	-
Roberts, Jelani WR	1-5/0	-	1-5/0	-	DNP	-
Vault, Solomon WR	1-4/0	DNP	DNP	DNP	-	1-4/0



## SEASON

## CAREER

Field Goals	att	good	long	blkd	att	good	long	blkd
Kuhbänder, Charlie	5	2	45	0	21	15	45	0
Total	5	2	45	0				
Opponents	10	8	38	0				

Punting	no.	yds	avg	lg	blk	no.	yds	avg	lg	blk
Collins, Jake	28	1097	39.2	56	0	28	1097	39.2	56	0
Total	28	1097	39.2	56	0					
Opponents	31	1336	43.1	63	0					

Kickoffs	no.	yds	avg	tb	ob	no.	yds	avg	tb	ob
Luckenbaugh, Drew	16	859	53.7	4	0	16	859	53.7	4	0
Kuhbänder, Charlie	6	363	60.5	1	0	6	363	60.5	1	0
Total	22	1222	55.5	5	0					
Opponents	28	1730	61.8	17	0					

##	Defensive Leaders	gp	ua	a	total	tfl	sack	int	pbu	fr	ff	blk	gp	ua	a	total	tfl	sack	int	pbu	fr	ff	blk
51	Gallagher, Blake	5	27	22	49	3.0	.	.	.	.	.	.	18	43	39	82	4.0	.	.	.	.	.	.
42	Fisher, Paddy	5	18	21	39	1.5	.	.	1	.	1	.	18	83	69	152	10.5	.	1	4	1	5	.
41	McGee, Jared	5	23	9	32	3.0	.	1	1	.	.	.	35	67	34	101	4.5	.	4	5	.	1	.
13	Pace, JR	5	19	13	32	3.0	.	1	5	.	.	.	17	22	14	36	3.0	.	3	7	.	.	.
32	Hall, Nate	4	14	12	26	1.5	.	1	.	.	.	.	43	133	101	234	26.5	5.0	3	10	1	.	.
24	Hartage, Montre	5	16	4	20	0.0	.	1	7	.	.	.	44	116	25	141	2.0	.	9	23	1	1	.
2B	Bergin, Chris	5	7	10	17	0.0	.	.	.	1	.	.	16	15	14	29	1.0	.	.	.	1	.	.
29	Newsome II, Greg	4	13	4	17	0.0	.	.	3	.	.	.	4	13	4	17	0.0	.	.	3	.	.	.
97	Gaziano, Joe	5	8	7	15	6.5	3.5	.	.	.	.	.	31	47	28	75	25.5	17.0	.	7	1	4	.
91	Miller, Samdup	5	8	5	13	2.5	.	.	1	.	1	.	18	24	21	45	11.0	5.5	.	2	1	1	.
92	Wyatt, Fred	5	2	8	10	0.5	.	.	.	.	.	.	31	19	20	39	3.5	.	.	1	.	.	.
99	Thompson, Jordan	5	6	4	10	3.5	2.0	.	2	.	.	.	43	29	42	71	10.5	4.5	.	5	.	1	.
83	Goens, Trent	5	3	4	7	3.0	1.5	.	.	.	.	.	26	15	12	27	9.5	5.5	1	.	.	.	.
98	Brown IV, Earnest	5	2	4	6	0.5	0.5	.	1	.	.	.	16	2	5	7	0.5	0.5	.	1	.	.	.
22	Jackson, Bryce	5	3	2	5	0.0	.	.	.	.	.	.	5	3	2	5	0.0	.	.	.	.	.	.
95	Miller, Alex	3	2	1	3	0.0	.	.	1	.	.	.	29	23	14	37	4.5	2.0	.	7	.	.	.
1R	Ruiz, Cameron	3	2	1	3	0.0	.	.	1	.	.	.	3	2	1	3	0.0	.	.	1	.	.	.
3	Williams, Trae	5	.	3	3	0.0	.	.	.	.	.	.	26	46	15	61	2.0	.	2	10	2	1	.
46	O'Rourke, Devin	3	1	1	2	0.0	.	.	.	.	.	.	3	1	1	2	0.0	.	.	.	.	.	.
45	Fox, Nathan	3	1	1	2	0.0	.	.	.	.	.	.	26	13	12	25	0.5	.	.	.	.	.	.
8	McGowan, Kyric	5	1	1	2	0.0	.	.	.	.	.	.	16	1	2	3	0.0	.	.	.	.	.	.
47	Bergin, Joe	5	.	2	2	0.0	.	.	.	.	.	.	20	4	10	14	0.0	.	.	.	.	.	.
TM	TEAM	4	1	1	2	0.0	.	.	.	.	.	.											
96	Kent, Trevor	4	.	1	1	0.5	0.5	.	1	.	.	.	5	.	1	1	0.5	0.5	.	1	.	.	.
43	Gillikin, Tyler	5	1	.	1	0.0	.	.	.	.	.	.	18	3	.	3	0.0	.	.	.	.	.	.
81	Chiaokhiao-Bowman, R	5	1	.	1	0.0	.	.	.	.	.	.	5	1	.	1	0.0	.	.	.	.	.	.
84	Green, Cameron	5	1	.	1	0.0	.	.	.	.	.	.	29	2	1	3	0.0	.	.	.	.	.	.
90	Saunders, Jake	2	.	1	1	0.0	.	.	.	.	.	.	3	.	1	1	0.0	.	.	.	.	.	.
72	Hance, Blake	4	1	.	1	0.0	.	.	.	.	.	.	42	1	.	1	0.0	.	.	.	.	.	.
44	Hunter, A.J.	2	.	1	1	0.0	.	.	.	.	.	.	2	.	1	1	0.0	.	.	.	.	.	.

## TEAM STATISTICS

Date	Opponent	Rushing				Receiving				Passing				Kick Returns				Punt Returns				tot off
		no.	yds	td	lg	no.	yds	td	lg	cmp-att-int	yds	td	lg	no.	yds	td	lg	no.	yds	td	lg	
Aug 30	at Purdue	42	166	4	46	23	235	0	40	23-37-0	235	0	40	2	33	0	18	1	2	0	2	401
Sep 08	DUKE	32	99	1	40	31	282	0	32	31-56-2	282	0	32	2	36	0	19	4	9	0	6	381
Sep 15	AKRON	36	86	2	12	37	405	3	43	37-58-2	405	3	43	4	101	0	28	2	5	0	6	491
Sep 29	MICHIGAN	34	28	2	9	16	174	0	36	16-29-0	174	0	36	0	0	0	0	4	46	0	16	202
Oct 06	at Michigan State	20	8	1	11	31	373	3	77	31-47-2	373	3	77	1	29	0	29	3	19	0	11	381
		164	387	10	46	138	1469	6	77	138-227-6	1469	6	77	9	199	0	29	14	81	0	16	1856
Opponents		166	665	5	76	111	1276	7	56	111-174-4	1276	7	56	12	223	0	37	8	33	0	13	1941

Games: 5 • Avg/rush: 2.4 • Avg/catch: 10.6 • Pass effic: 118.59 • KR avg: 22.1 • PR avg: 5.8 • All purpose avg/game: 439.2 • Total offense avg/gm: 371.2

		Tackles				Sacks	Fumble		Pass Defense			blkd	PAT Attempts			off		
Date	Opponent	ua	a	total	tfl-yds	no-yds	ff	fr-yds	int-yds	qbh	brup	kick	kick	rush	rcv	saf	t/o	pts
Aug 30	at Purdue	36	24	60	5.0-15	2.0-8	1	0-0	3-43	0	6	0	4-4	0	0	0	21	31
Sep 08	DUKE	41	28	69	9.0-34	3.0-23	0	0-0	0-0	3	3	0	1-1	0	0	0	0	7
Sep 15	AKRON	32	24	56	4.0-14	0.0-0	1	1-0	0-0	3	6	0	4-4	0	0	0	7	34
Sep 29	MICHIGAN	39	38	77	5.0-13	1.0-4	0	0-0	0-0	3	1	0	2-2	0	0	0	0	17
Oct 06	at Michigan State	33	30	63	6.0-27	2.0-12	0	0-0	1-17	4	8	0	3-3	0	1	0	0	29
		181	144	325	29.0-103	8.0-47	2	1-0	4-60	13	24	0	14-14	0	1	0	28	118
Opponents		210	166	376	32.0-132	13.0-91	1	1-0	6-172	24	31	0	12-12	0	0	0	36	126

		Punting										Field Goals			Kickoffs				
Date	Opponent	no.	yds	avg	long	blkd	tb	fc	50+	i20	md-att	long	blkd	no.	yds	avg	tb	ob	
Aug 30	at Purdue	7	265	37.9	48	0	0	6	0	2	1-1	34	0	6	363	60.5	1	0	
Sep 08	DUKE	5	181	36.2	47	0	0	1	0	3	0-0	0	0	2	126	63.0	1	0	
Sep 15	AKRON	3	113	37.7	40	0	0	3	0	2	0-2	0	0	5	218	43.6	1	0	
Sep 29	MICHIGAN	7	275	39.3	47	0	0	1	0	0	1-1	45	0	4	222	55.5	0	0	
Oct 06	at Michigan State	6	263	43.8	56	0	1	2	2	3	0-1	0	0	5	293	58.6	2	0	
		28	1097	39.2	56	0	1	13	2	10	2-5	45	0	22	1222	55.5	5	0	
Opponents		31	1336	43.1	63	0	3	9	8	10	8-10	38	0	28	1730	61.8	17	0	

## OPPONENT STATISTICS

Date	Opponent	Rushing				Receiving				Passing				Kick Returns				Punt Returns				tot off
		no.	yds	td	lg	no.	yds	td	lg	cmp-att-int	yds	td	lg	no.	yds	td	lg	no.	yds	td	lg	
Aug 30	at Purdue	25	202	2	76	30	270	1	32	30-46-3	270	1	32	5	125	0	37	0	0	0	0	472
Sep 08	DUKE	39	97	0	25	18	204	3	52	18-24-0	204	3	52	1	21	0	21	0	0	0	0	301
Sep 15	AKRON	36	90	0	21	17	277	2	56	17-28-0	277	2	56	1	3	0	3	0	0	0	0	367
Sep 29	MICHIGAN	42	180	2	30	15	196	0	36	15-24-0	196	0	36	3	45	0	18	6	24	0	13	376
Oct 06	at Michigan State	24	96	1	48	31	329	1	27	31-52-1	329	1	27	2	29	0	20	2	9	0	9	425
		166	665	5	76	111	1276	7	56	111-174-4	1276	7	56	12	223	0	37	8	33	0	13	1941
Northwestern		164	387	10	46	138	1469	6	77	138-227-6	1469	6	77	9	199	0	29	14	81	0	16	1856

Games: 5 • Avg/rush: 4.0 • Avg/catch: 11.5 • Pass effic: 134.07 • KR avg: 18.6 • PR avg: 4.1 • All purpose avg/game: 473.8 • Total offense avg/gm: 388.2

		Tackles				Sacks	Fumble		Pass Defense			blkd	PAT Attempts			off		
Date	Opponent	ua	a	total	tfl-yds	no-yds	ff	fr-yds	int-yds	qbh	brup	kick	kick	rush	rcv	saf	t/o	pts
Aug 30	at Purdue	47	20	67	3.0-3	0.0-0	0	0-0	0-0	0	4	0	3-3	0	0	0	0	27
Sep 08	DUKE	38	50	88	6.0-28	4.0-24	0	0-0	2-15	14	7	0	3-3	0	0	0	7	21
Sep 15	AKRON	54	38	92	5.0-18	2.0-12	1	1-0	2-147	3	10	0	3-3	0	0	0	19	39
Sep 29	MICHIGAN	44	16	60	10.0-53	6.0-43	0	0-0	0-0	2	5	0	2-2	0	0	0	0	20
Oct 06	at Michigan State	27	42	69	8.0-30	1.0-12	0	0-0	2-10	5	5	0	1-1	0	0	0	10	19
		210	166	376	32.0-132	13.0-91	1	1-0	6-172	24	31	0	12-12	0	0	0	36	126
Northwestern		181	144	325	29.0-103	8.0-47	2	1-0	4-60	13	24	0	14-14	0	1	0	28	118

		Punting										Field Goals			Kickoffs				
Date	Opponent	no.	yds	avg	long	blkd	tb	fc	50+	i20	md-att	long	blkd	no.	yds	avg	tb	ob	
Aug 30	at Purdue	4	169	42.2	50	0	0	3	1	0	2-3	38	0	6	384	64.0	4	0	
Sep 08	DUKE	9	382	42.4	56	0	2	3	2	2	0-0	0	0	4	241	60.2	2	0	
Sep 15	AKRON	5	193	38.6	47	0	0	1	0	1	2-3	37	0	8	486	60.8	3	0	
Sep 29	MICHIGAN	6	306	51.0	56	0	1	0	4	2	2-2	24	0	5	300	60.0	4	0	
Oct 06	at Michigan State	7	286	40.9	63	0	0	2	1	5	2-2	27	0	5	319	63.8	4	0	
		31	1336	43.1	63	0	3	9	8	10	8-10	38	0	28	1730	61.8	17	0	
Northwestern		28	1097	39.2	56	0	1	13	2	10	2-5	45	0	22	1222	55.5	5	0	