

GAME 29 • February 27, 2016 • Welsh-Ryan Arena • Evanston, Ill. • 1 P.M.

BROADCAST INFORMATION



720 WGN, Sirius 145, XM 195
 (Dave Eanet and Joey Meyer)



ESPNU
 (Clay Matvick and Sean Harrington)



@NU_SportsLIVE
@NUMensBball

2015-16 SCHEDULE & RESULTS

Overall: 17-11 | Home: 12-4 | Away: 4-6 | Neutral: 1-1

DATE	OPPONENT	TIME/RESULT
Nov. 13	UMass Lowell	W, 79-57
Nov. 18	Fairfield	W, 79-72
Nov. 20	Columbia	W, 83-80 (OT)
Nov. 23	vs. #9/8 North Carolina	✓ L, 80-69
Nov. 24	vs. Missouri	✓ W, 67-62
Nov. 28	New Orleans	W, 90-63
Dec. 1	at Virginia Tech	W, 81-79 (OT)
Dec. 5	SIU Edwardsville	W, 81-56
Dec. 13	Chicago State	W, 77-35
Dec. 15	Mississippi Valley State	W, 78-48
Dec. 19	at DePaul	W, 78-70 (OT)
Dec. 21	Sacred Heart	W, 103-67
Dec. 27	Loyola (Md.)	W, 74-59
Dec. 30	at Nebraska *	W, 81-72
Jan. 2	#4/4 Maryland *	L, 72-59
Jan. 6	Ohio State *	L, 65-56
Jan. 9	at Minnesota *	W, 77-52
Jan. 12	Wisconsin *	W, 70-65
Jan. 16	Penn State *	L, 71-62
Jan. 19	at #7/5 Maryland *	L, 62-56 (OT)
Jan. 23	at #25/23 Indiana *	L, 89-57
Jan. 28	#12/11 Michigan State *	L, 76-45
Jan. 31	at #3/4 Iowa *	L, 85-71
Feb. 4	Minnesota *	W 82-58
Feb. 9	at Ohio State *	L, 71-63
Feb. 13	Illinois *	W, 58-56
Feb. 16	at #17/16 Purdue *	L, 71-61
Feb. 24	at Michigan *	L, 72-63
Feb. 27	Rutgers *	1 p.m.
March 3	at Penn State *	8 p.m.
March 6	Nebraska *	1 p.m.
March 9-13	Big Ten Tournament	TBD

All times Central
 ✓ CBE Hall of Fame Classic; Kansas City, Mo.
 * Big Ten game
 Home games in bold

@NUMensBball
@coach_collins
@NU_Sports

facebook.com/northwesternmbb

numensbball
nu_sports

THE OPENING TIP...

- Northwestern is playing its fourth consecutive game against Big Ten teams that it is facing only once this season.
- The Wildcats are coming off a 72-63 loss at Michigan on Wednesday. Northwestern opened the game on a 17-4 run but wasn't able to hold on as Michigan finished the game on an 18-9 run over the last five minutes. **Alex Olah** paced NU with 19 points.
- Northwestern freshman **Aaron Falzon** hit four 3-pointers in the Wildcats' game at Michigan on Wednesday, raising his team-leading total to 56. In the process, he moved past Craig Moore and David Newman into second place among all freshmen in school history in the category. Only Sean Wink (86, 1997-98) has hit more triples as a Northwestern freshman than Falzon.
- **Tre Demps** is set to appear in the 129th game of his career Saturday which would move him into a tie with Michael Thompson for third place all-time at Northwestern. Only Drew Crawford (143) and John Shurna (130) have played in more games at NU.

NORTHWESTERN PREVIOUS GAME STARTERS



BRYANT McINTOSH
 So. • G • 6-3
 Greensburg, Ind.



TRE DEMPS
 R-Sr. • G • 6-3
 Concord, Calif.



AARON FALZON
 Fr. • F • 6-8
 Newton, Mass.



SANJAY LUMPKIN
 R-Jr. • F • 6-6
 Wayzata, Minn.



ALEX OLAH
 Sr. • C • 7-0
 Timisoara, Romania

Northwestern vs. Rutgers Series Information



Season Statistics

71.4	Points Per Game	67.6
66.6	Opponent Points Per Game	79.8
+4.8	Scoring Margin	-12.2
36.1	Rebounds Per Game	35.1
+1.0	Rebounding Margin	-6.1
.449	Field Goal Percentage	.418
.405	Opponent Field Goal Percentage	.454
.346	3-Pt FG Percentage	.309
.343	Opponent 3-Pt FG Percentage	.360
.662	Free Throw Percentage	.675
16.1	Assists Per Game	11.5
3.9	Blocks Per Game	3.6
3.9	Steals Per Game	6.1
+0.3	Turnover Margin	-1.9

Head Coaches

Chris Collins	Eddie Jordan
Duke, '96	Rutgers, '15
Third Year at NU	Third Year at RU
46-47 career (17-34 B1G)	28-65 career

Of Note:

- The Wildcats won last year's lone matchup, 51-47, on Dec. 30, 2014 in Piscataway in the Big Ten opener for both teams. **Bryant McIntosh** led the 'Cats with 17 points while **Tre Demps** added 16.
- Northwestern holds a 5-1 edge in the all-time series between the schools. NU won the only previous contest between the teams in Evanston, 72-55, on Nov. 30, 1987.



SCOUTING RUTGERS

The Scarlet Knights are still seeking their first win of the Big Ten season, most recently falling 83-61 at Minnesota on Tuesday. D.J. Foreman led Rutgers with 13 points and 11 rebounds while Bishop Daniels contributed 12 points. Corey Sanders paces the team with an average of 16.2 points per game, but he is not expected to play Saturday due to a violation of team rules. Mike Williams is averaging 11.9 points per contest and has hit a team-leading 40 3-point field goals. Eddie Jordan is in his third season as the head coach at his alma mater.

LAST TIME OUT

Michigan finished the game on an 18-9 run over the last five minutes to defeat Northwestern 72-63 in Ann Arbor on Wednesday. The Wildcats opened the game on a 17-4 run and led by nine early in the second half, but couldn't hold on. **Alex Olah** paced NU with 19 points.

MCINTOSH SETS NU SINGLE-SEASON ASSIST MARK

With an assist on a basket by **Tre Demps** with 11:48 remaining in the second half of a win over Minnesota on Feb. 4, **Bryant McIntosh** became Northwestern's single-season leader in assists. McIntosh currently has 185 assists, topping the previous school record of 157 set by Tim Doyle during the 2006-07 campaign.

A DISH TO PASS

Northwestern ranks ninth in the nation with a 1.54 assist-to-turnover ratio. The Wildcats have dished out 451 assists while committing only 293 turnovers. NU's average of 16.1 assists per game ranks 34th nationally. Individually, **Bryant McIntosh** is averaging 6.6 assists per game to rank 10th in the nation. He has handed out at least 8 assists in a game 12 times this season.

MCINTOSH'S STANDOUT SEASON

Bryant McIntosh is enjoying a tremendous sophomore season. On Nov. 20, McIntosh tallied 32 points on 11-of-17 shooting (5-of-6 from 3-point range) while dishing out 6 assists in an overtime win over Columbia. McIntosh then established a new career high with 33 points on 11-of-15 shooting to go along with 8 assists in a victory over Loyola (Md.) on Dec. 27. The 33 points are the most in a game by a Northwestern player since Drew Crawford scored 34 at 23rd-ranked Creighton on Dec. 22, 2011. McIntosh set a career best in assists by posting 11 against Minnesota on Jan. 9. He also posted 10 assists vs. Sacred Heart on Dec. 21 and 10 vs. Penn State Jan. 16, making him the first NU player in school history with multiple 10+ assist games in the same season.

McIntosh's Big Ten Ranks (All Games)

Assists—2nd (6.6 apg)
Assist-to-Turnover Ratio—3rd (2.80)
Free Throw Percentage—5th (.829)
Scoring—15th (14.0 ppg)

GASHING THE GOPHERS

Northwestern handled Minnesota in both of the teams' meetings this season. The Wildcats posted a 77-52 victory at Minnesota Jan. 9. The 25-point margin of victory was NU's largest in a Big Ten road game since a 77-20 win at Chicago Jan. 14, 1944 and its largest margin in a Big Ten game overall since a 78-47 home win over Ohio State on Jan. 25, 1997. Northwestern followed it up with an 82-58 win in Evanston on Feb. 4. The +49 scoring margin is the largest ever for the Wildcats in a season sweep of a current Big Ten team, topping a +43 margin against Michigan during the 1966-67 campaign.

WINNING WAYS

Northwestern put together a pair of impressive winning streaks this season. The team's 10-game winning streak from Nov. 24 through Dec. 30 was just the second double-figure winning streak in school history. NU won a school-record 12 in a row from Dec. 8, 1930 through Feb. 14, 1931. Also, dating back to last season, the Wildcats posted a school-record 13-game home winning streak. NU won its last four home games of the 2014-15 campaign before winning its first nine games at Welsh-Ryan Arena this season. The previous record was 12 in a row from 1933 through 1934.

AS LONG AS IT TAKES

With the Jan. 19 game at Maryland, Northwestern has played seven overtime games over the last two seasons. The Wildcats had won five straight overtime games prior to the 62-56 loss to the Terrapins. The team's four overtime games this season match the program record (1983-84).

20-20-20-20-20 VISION

Northwestern has one of its most balanced offensive attacks in recent history this season. Six different players (**Tre Demps**, **Aaron Falzon**, **Scottie Lindsey**, **Bryant McIntosh**, **Alex Olah**, **Dererk Pardon**) have scored 20 or more points in a game. Northern Colorado is the only Division I team with more 20-point scorers (7) than the Wildcats this season.

A LONG (AND SUCCESSFUL) DECEMBER

Northwestern finished the month of December with a perfect 8-0 record. The 'Cats last went undefeated in the month during the 2007-08 season when they won all four of their games. The only other time NU went 8-0 in December was 1968.

BOOSTS OFF THE BENCH

Northwestern has had a pair of players post huge performances off the bench this season. Sophomore **Scottie Lindsey** had the most productive game of his career against New Orleans Nov. 28. Coming off the bench, Lindsey's 26 points topped his previous career best of 12 points. His 6-for-7 effort from 3-point range marked the fourth-best performance in school history (min. 5 attempts). **Dererk Pardon** bested Lindsey by scoring 28 points in a non-starting role in just his second career game at Nebraska Dec. 30, hitting 11 of 14 field goal attempts.

Most Points by a Northwestern Non-Starter (Since 1983-84)

32—Jeff Grose vs. Rutgers (12/5/88)

29—Walker Lambiotte vs. UW-Green Bay (11/28/89)

28—*Dererk Pardon at Nebraska (12/30/15)*

26—*Scottie Lindsey vs. New Orleans (11/28/15)*

NOTEWORTHY VICTORY

Northwestern's win over Sacred Heart on Dec. 21 was noteworthy on many levels:

- The 30 assists were the most by the team in a game since it had 30 vs. Mississippi Valley State on Dec. 2, 2011. The total ranks as a tie for the second-best single-game effort in school history.
- The Wildcats' 103 points were their most in a game since a 103-94 double-overtime win over Dartmouth on Dec. 29, 1990 and ranks as a tie for the 10th-best single-game output in school history.
- The team's .610 field goal percentage was its best since shooting 64.6 percent in a win over Georgia Tech on Nov. 30, 2010.

OLAH TABBED BIG TEN PLAYER OF THE WEEK

Senior center **Alex Olah** was honored as the Big Ten Co-Player of the Week on Nov. 16 for his performance in the Wildcats' 79-57 win over UMass Lowell on Nov. 13. Olah posted 21 points and 12 rebounds, marking his ninth career double-double and his third career game with 20+ points and 10+ rebounds. Olah shot 7-of-11 from the field and 7-of-8 from the free throw line. He also had two blocked shots.

FALZON'S DAZZLING DEBUT

Aaron Falzon had a freshman debut like no other in Northwestern history in the Wildcats' win over UMass Lowell Nov. 13. The 20 points scored by Falzon in the contest are the most ever by an NU freshman in his collegiate debut. The previous record was 18 points by Michael Jenkins vs. Illinois Wesleyan on Nov. 30, 1979. Falzon went 8-of-11 from the field in the contest, including going a perfect 6-for-6 with 15 points in the second half. He went 4-for-6 from 3-point range in the win.

POSTSEASON HONOREES RETURN

A trio of Northwestern players picked up postseason honors from the Big Ten Conference. Redshirt junior guard **Tre Demps** was a consensus honorable mention All-Big Ten selection, earning the recognition from both the league's coaches and media. Junior center **Alex Olah** was named an honorable mention pick of the media. Additionally, guard **Bryant McIntosh** earned a selection to the five-member Big Ten All-Freshman Team. McIntosh is the fifth Northwestern player to receive the honor over the last 10 years.

TRIO NAMED TEAM CAPTAINS

Redshirt senior **Tre Demps**, senior **Alex Olah** and redshirt junior **Sanjay Lumpkin** are serving as team tri-captains for the 2015-16 season. Demps, a native of Concord, California, has appeared in 128 career games, including making 69 starts. A native of Timisoara, Romania, Olah has started 110 of the 118 contests that he has appeared in during his time at Northwestern. Lumpkin, a native of Wayzata, Minnesota, has seen action in 97 career contests while making 86 starts with the Wildcats.

WILDCATS TAKE EXHIBITION TOUR OF SPAIN

From August 22 through September 1, the Wildcats participated in a foreign tour of Spain. Along the way, the team visited Madrid, Valencia, Alicante and Barcelona. Northwestern posted a 4-1 record in its five games against professional teams.

BLOCK PARTY

Alex Olah already is the top shot blocker in Northwestern history. He currently has 176 career blocks, a mark that ranks second to only Purdue's A.J. Hammons among all current Big Ten players. Olah matched a career high when he blocked six shots in a win over New Orleans on Nov. 28. His 59 blocked shots last season are the most by a Wildcat since blocks became tracked as a statistic in the 1978-79 season. The total bested the 58 blocks he notched during the 2013-14 campaign. As a team, Northwestern swatted 11 shots in a Dec. 5 win over SIU Edwardsville. It was the third-best single-game total in school history and only one shy of the school record.

LAW TO MISS 2015-16 SEASON DUE TO SHOULDER INJURY

Sophomore forward **Vic Law** underwent surgery in November on a torn labrum in his left shoulder and will miss the 2015-16 season. Law appeared in all 32 games, including making 19 starts, as a freshman during the 2014-15 season. He averaged 7.0 points and 4.8 rebounds per game while ranking fifth in the Big Ten in conference play with a .442 3-point field goal percentage.

NEXT TIME OUT...

Northwestern hits the road for the final time during the regular season next Thursday when it travels to Penn State. Tip-off is set for 8 p.m. Central.

NORTHWESTERN SIGNS THREE TO NATIONAL LETTERS OF INTENT

Head coach Chris Collins signed three individuals to National Letters of Intent on Nov. 11. The trio will join the Wildcats for the 2016-17 season. Bios on the three signees follow.

Barret Benson

6-10 • 240

Center

Willowbrook, Ill./Hinsdale South

High School: Illinois Basketball Coaches Association (IBCA) 3A/4A third-team all-state selection as a junior ... Averaged 18.8 points, 10.4 rebounds and 3.0 blocks per game junior year ... Two-time all-area selection ... West Suburban Gold all-conference selection as a sophomore and junior ... Posted 36 points and 17 rebounds vs. Proviso East and 36 points and 14 rebounds vs. Addison Trail junior year ... Scored 31 of his team's 40 points in a win over Downers Grove South ... All-tournament team selection at Wheaton Warrenville South ... NBPA Top 100 Camp participant ... UA All-American Camp participant ... Helped team to tournament titles at Hinsdale Central Thanksgiving Tournament and DeKalb Christmas Tournament sophomore year ... Team captain ... Competed at AAU level for Illinois Wolves ... Coached in high school by Brett Moore and Tanner Mitchell ... Class president .. Dean's List ... National Honor Society.

Personal: Son of Joan Kacmar and Cliff Benson ... Father was a tight end in football collegiately at Purdue and in the NFL for four seasons ... Chose Northwestern over Illinois, Indiana, Purdue and Vanderbilt.

Isiah Brown

6-3 • 180

Guard

Lynnwood, Wash./Lakeside School

High School: Class 3A Associated Press first-team all-state selection as a junior ... Two-time first-team All-Metro 3A ... Seattle Times all-area pick ... Averaged 28.3 points in 2014-15, setting the school single-season scoring record with 867 points and scoring at least 30 points 13 times ... Led the Lions to a 3A fourth-place state finish ... Set 3A state tournament record with 27 field goals and tied another with 78 points over a three-day span, earning a selection to the all-tournament team ... Team MVP ... Two-time Metro League scoring champion ... Scored 53 points in a game vs. O'Dea as a sophomore ... Scored 38 second-half points to lead Lakeside back from a 20-point second-half deficit for the win ... Helped Lakeside to a state runner-up finish as a freshman ... Metro League Freshman of the Year and Seattle Times all-freshman team pick ... Played AAU ball in 2015 adidas Gauntlet for Northwest Panthers ... Coached in high school by Shea Robinson and Tavio Hobson.

Personal: Son of Yolanda and Gerald Brown ... Father played collegiate basketball at University of Alaska Anchorage and played professionally overseas ... Father coached Trajan Langdon and Mario Chalmers in Alaska ... Attends same high school as Microsoft founders Bill Gates and Paul Allen ... Chose Northwestern over Washington, Utah State, UC Irvine and Saint Mary's.

Rapolas Ivanauskas

6-9 • 220

Forward

Barrington, Ill./Brewster Acad. (N.H.)

High School: Ranked No. 64 recruit in the nation in class of 2016 by Rivals.com and No. 89 by Scout.com ... Illinois Basketball Coaches Association (IBCA) 3A/4A second-team all-state selection as a junior at Barrington High School ... Averaged 18 points and 8.3 rebounds per game junior year ... All-area selection ... Special mention all-state pick of Chicago Tribune ... Mid-Suburban West Conference player of the year ... Illinois Mr. Basketball nominee ... Named captain of Daily Herald's all-area team ... Named to all-tournament teams at Mundelein Thanksgiving Tournament and Jacobs Holiday Tournament ... Led the Broncos to the team's first Mid-Suburban League title since 1977, posting 24 points and 16 rebounds in the title game ... Posted 37 points and 14 rebounds in an overtime win over Zion Benton ... Coached at Barrington by Bryan Tucker ... Played AAU ball for Full Package ... Honor roll student ... Transferred to Brewster Academy (N.H.) prior to senior year.

Personal: Son of Tomas and Gintare Ivanauskas ... Father played basketball collegiately at UMass Lowell and professionally in Europe ... Chose Northwestern over UCLA, Virginia, Wisconsin, Purdue and Michigan.



NUMERICAL ROSTER

No.	Name	Pos	Ht.	Wt.	Yr.	Hometown/High School/Last School
1	Joey van Zegeren	C	6-10	235	Gr.	Hoogeveen, Netherlands/ Canarias Basketball Academy/Virginia Tech
4	Vic Law	F	6-7	200	So.	South Holland, Ill./St. Rita
5	Dererk Pardon	C	6-8	230	Fr.	Cleveland, Ohio/Villa Angela-St. Joseph
10	Charlie Hall	F	6-5	200	Fr.	Los Angeles, Calif./Crossroads
14	Tre Demps	G	6-3	202	R-Sr.	Concord, Calif./Ronald Reagan (San Antonio)
20	Scottie Lindsey	G/F	6-5	205	So.	Hillside, Ill./Fenwick
22	Alex Olah	C	7-0	275	Sr.	Timisoara, Romania/ Traders Point Christian Acad. (Zionsville, Ind.)
23	Jordan Ash	G	6-3	190	Fr.	Bolingbrook, Ill./St. Joseph
30	Bryant McIntosh	G	6-3	185	So.	Greensburg, Ind./Greensburg
32	Nathan Taphorn	F	6-7	215	Jr.	Pekin, Ill./Pekin
34	Sanjay Lumpkin	G/F	6-6	220	R-Jr.	Wayzata, Minn./Benilde-St. Margaret's
35	Aaron Falzon	F	6-8	213	Fr.	Newton, Mass./Northfield Mount Hermon
44	Gavin Skelly	F	6-8	225	So.	Westlake, Ohio/Westlake

ALPHABETICAL ROSTER

No.	Name	Pos	Ht.	Wt.	Yr.	Hometown/High School/Last School
23	Ash, Jordan	G	6-3	190	Fr.	Bolingbrook, Ill./St. Joseph
14	Demps, Tre	G	6-3	202	R-Sr.	Concord, Calif./Ronald Reagan (San Antonio)
35	Falzon, Aaron	F	6-8	213	Fr.	Newton, Mass./Northfield Mount Hermon
10	Hall, Charlie	F	6-5	200	Fr.	Los Angeles, Calif./Crossroads
4	Law, Vic	F	6-7	200	So.	South Holland, Ill./St. Rita
20	Lindsey, Scottie	G/F	6-5	205	So.	Hillside, Ill./Fenwick
34	Lumpkin, Sanjay	G/F	6-6	220	R-Jr.	Wayzata, Minn./Benilde-St. Margaret's
30	McIntosh, Bryant	G	6-3	185	So.	Greensburg, Ind./Greensburg
22	Olah, Alex	C	7-0	275	Sr.	Timisoara, Romania/ Traders Point Christian Acad. (Zionsville, Ind.)
5	Pardon, Dererk	C	6-8	230	Fr.	Cleveland, Ohio/Villa Angela-St. Joseph
44	Skelly, Gavin	F	6-8	225	So.	Westlake, Ohio/Westlake
32	Taphorn, Nathan	F	6-7	215	Jr.	Pekin, Ill./Pekin
1	van Zegeren, Joey	C	6-10	235	Gr.	Hoogeveen, Netherlands/ Canarias Basketball Academy/Virginia Tech

Head Coach: Chris Collins

Assistant Coach: Brian James

Assistant Coach: Pat Baldwin

Assistant Coach: Armon Gates

Director of Player Development: Ryan Humphrey

Director of Operations: Chris Lauten

BY ELIGIBILITY

SENIORS (3)

Tre Demps
Alex Olah
Joey van Zegeren

JUNIORS (2)

Sanjay Lumpkin
Nathan Taphorn

SOPHOMORES (4)

Vic Law
Scottie Lindsey
Bryant McIntosh
Gavin Skelly

FRESHMEN (4)

Jordan Ash
Charlie Hall
Aaron Falzon
Dererk Pardon

BY STATE/COUNTRY

CALIFORNIA (2)

Tre Demps
Charlie Hall

ILLINOIS (4)

Jordan Ash
Vic Law
Scottie Lindsey
Nathan Taphorn

INDIANA (1)

Bryant McIntosh

MASSACHUSETTS (1)

Aaron Falzon

MINNESOTA (1)

Sanjay Lumpkin

NETHERLANDS (1)

Joey van Zegeren

OHIO (2)

Dererk Pardon
Gavin Skelly

ROMANIA (1)

Alex Olah

PRONUNCIATION GUIDE

Aaron Falzon (35).....fal-ZONE
Sanjay Lumpkin (34).....SAHN-jay
Dererk Pardon (5).....DARE-ick

QUICK FACTS

NORTHWESTERN UNIVERSITY

Location: Evanston, Ill.
 Founded: 1851
 Enrollment: 8,688
 President: Morton O. Schapiro
 Home Facility: Welsh-Ryan Arena (8,117)
 Nickname: Wildcats
 Colors: Purple and White
 Conference: Big Ten
 Director of Athletics: Jim Phillips
 Senior Woman Administrator: Janna Blais
 Faculty Athletics Rep.: Robert Gundlach

MEN'S BASKETBALL FACTS

Head Coach: Chris Collins
 Alma Mater, Year: Duke, '96
 Record at NU (Years): 46-47 (3rd yr.)
 Overall Record (Years): 46-47 (3rd yr.)
 Assistant Coach: Brian James
 Alma Mater, Year: Illinois State, '77
 Assistant Coach: Pat Baldwin
 Alma Mater, Year: Northwestern, '94
 Assistant Coach: Armon Gates
 Alma Mater, Year: Kent State, '06
 Dir. of Player Development Ryan Humphrey
 Director of Operations: Chris Lauten
 Asst. Dir. of Operations: Tad Glibert
 Basketball Athletic Trainer: Jen Tymkew
 Sports Performance: Mike Schweigert
 Program Assistant Jenifer Marr

2014-15 Overall Record: 15-17
 Conference Record (Finish): 6-12 (t10th)
 Starters Returning/Lost: 5/0
 Letterwinners Returning/Lost: 8/3

ATHLETIC COMMUNICATIONS

Assoc. Dir./MBB Contact: Nick Brilowski
 Office Phone (847) 467-3831
 Cell Phone (847) 239-4127
 E-mail brilowski@northwestern.edu
 Fax (847) 491-8818
 Official Web Site NUSports.com
 Asst. AD for Athletic Comm. Paul Kennedy
 Dir. of Digital and Social Comm. Doug Meffley
 Assistant Director Kyle Kelley
 Assistant Director Mallory Majcher
 Assistant Director Ray O'Connell
 Director of Broadcast Ops Rob Coons
 Asst. Dir. of Broadcast Ops Dallas Abel
 Asst. Dir. of Broadcast Ops Cameron Good
 Asst. Dir. of Broadcast Ops Ben Rohde
 Program Assistant Jocelyn Serranilla

HEAD COACH CHRIS COLLINS

46-47 CAREER RECORD (THIRD SEASON)

Chris Collins was named the 24th head men's basketball coach at Northwestern University on March 27, 2013.

Collins' second season with the Wildcats saw the young team continue to improve throughout the season. Despite a stretch of heartbreaking losses, Northwestern showed the resilience to bounce back late in the year to post four straight Big Ten victories and five of six.

Despite being without the services of leading returning scorer JerShon Cobb for a good portion of the season, the 'Cats came together during their late-season surge. Three of the team's top six scorers were true freshmen, including point guard Bryant McIntosh who set the school freshman record with 150 assists to go along with an average of 11.4 points per game en route to being named to the five-member Big Ten All-Freshman Team. Juniors Tre Demps and Alex Olah both earned honorable mention All-Big Ten recognition.

In his first season at the helm, Collins led the Wildcats to an impressive string of road victories. Collins won his debut as a head coach, notching a 72-55 victory over Eastern Illinois Nov. 9. He traversed the 'Cats through a grinding Big Ten schedule, including earning his first conference triumph at home against 23rd-ranked Illinois Jan. 12.

Northwestern's string of road success began Jan. 18 at Indiana before the Wildcats earned a 65-56 win at 14th-ranked Wisconsin. The winning ways continued three days later when the 'Cats notched a one-point win at Minnesota, marking NU's first three-game road winning streak since 1960.

The Wildcats finished the season strong as they defeated Purdue on the road to wrap up the regular season before upsetting sixth-seeded Iowa in the opening round of the Big Ten tourney.

The Wildcats held four of their Big Ten opponents below 30 percent shooting in a game. NU allowed a mere 63.3 points per game in conference play to rank second in the league. Meanwhile, the team's .419 opponents field goal percentage ranked third in the Big Ten.

Collins came to Evanston after serving on the coaching staff at Duke since July 22, 2000. He was promoted to Associate Head Coach in the summer of 2008. During Collins' 13 seasons on the Blue Devils' staff, Duke posted an overall record of 385-77 while recording eight ACC tournament championships, four ACC regular season titles, eight in-season tournament titles and national championships in 2001 and 2010.

Collins worked primarily with backcourt players during his time at Duke and tutored All-Americans Jason Williams, Mike Dunleavy, Chris Duhon, J.J. Redick, Gerald Henderson, DeMarcus Nelson, Jon Scheyer, Nolan Smith and Austin Rivers, in addition to NBA draft picks Daniel Ewing, Kyrie Irving and Kyle Singler.

Before returning to his alma mater, Collins served as an assistant coach at Seton Hall for two years with Tommy Amaker. In 1999-2000, Collins was part of a staff that guided the Pirates to a 22-10 record and the Sweet 16 of the NCAA tournament. Prior to Seton Hall, Collins spent the 1997-98 season as an assistant with the WNBA's Detroit Shock.

As a player, Collins played professional basketball in Finland during the 1996-97 season, leading the league in scoring.

Collins also served as a court coach and scout for Mike Krzyzewski, assisting the USA Basketball Senior National Team staff with on-court duties as well as game preparation from 2006-12, including during the program's gold-medal performances at the 2008 Beijing Olympics, 2010 FIBA World Championships and 2012 London Olympics. During the summer of 2014, he served as the coach of the USA Select Team which consisted of a group of up-and-coming NBA players who practiced against the USA National Team in preparation for the National Team's participation in the FIBA World Cup.

Collins is the son of former NBA All-Star and coach, Doug Collins, who is currently an NBA television analyst for ESPN. A native of nearby Northbrook, Ill., Collins is a 1996 graduate of Duke with a bachelor's degree in sociology.

Collins and his wife, Kim, have two children: Ryan and Kate.



BIG TEN STANDINGS

	BIG TEN		OVERALL	
Indiana	13-3	.813	23-6	.793
Maryland	11-4	.733	23-5	.821
Iowa	11-4	.733	20-7	.741
Michigan State	10-5	.667	23-5	.821
Wisconsin	10-5	.667	18-10	.643
Michigan	10-6	.625	20-9	.690
Ohio State	10-6	.625	18-11	.621
Purdue	9-6	.600	21-7	.750
Penn State	6-9	.400	15-13	.536
Nebraska	6-10	.375	14-15	.483
Northwestern	5-10	.333	17-11	.607
Illinois	4-11	.267	12-16	.429
Minnesota	2-13	.133	8-19	.269
Rutgers	0-15	.000	6-22	.214



NATIONAL RANKINGS (FEB. 22)

ASSOCIATED PRESS

1.	Villanova (45)	24-3	1,604
2.	Kansas (20)	23-4	1,580
3.	Virginia	21-5	1,393
3.	Oklahoma	21-5	1,393
5.	Xavier	24-3	1,368
6.	Michigan State	22-5	1,346
7.	North Carolina	22-5	1,241
8.	Iowa	20-6	1,144
9.	Arizona	22-5	1,028
10.	Maryland	23-5	976
11.	Louisville	21-6	902
12.	Miami (Fla.)	21-5	851
13.	Oregon	21-6	842
14.	West Virginia	20-7	772
15.	Duke	20-7	674
16.	Kentucky	20-7	627
17.	Iowa State	19-8	616
18.	Indiana	22-6	571
19.	Baylor	20-7	521
20.	Purdue	21-7	357
21.	Texas A&M	20-7	283
22.	Utah	21-7	253
23.	Notre Dame	18-8	185
24.	SMU	22-4	154
25.	Texas	17-10	104

Others Receiving Votes: Dayton 80, Providence 48, California 34, Wichita St 33, Texas Tech 31, Wisconsin 27, Saint Joseph's 20, VCU 19, South Carolina 12, Hawaii 12, Saint Mary's 10, Valparaiso 3, Cincinnati 3, USC 2, San Diego State 2, UAB 1, Connecticut 1, Arkansas-Little Rock 1, Stephen F. Austin 1.

COACHES POLL

1.	Villanova (25)	24-3	792
2.	Kansas (7)	23-4	751
3.	Virginia	21-5	679
4.	Oklahoma	21-5	668
5.	Xavier	24-3	652
6.	North Carolina	22-5	639
7.	Michigan State	22-5	626
8.	Iowa	20-6	561
9.	Maryland	23-5	527
10.	Arizona	22-5	512
11.	Miami (Fla.)	21-5	466
12.	West Virginia	20-7	366
13.	Oregon	21-6	365
14.	Kentucky	20-7	333
15.	Indiana	22-6	317
16.	Baylor	20-7	305
17.	Iowa State	19-8	304
18.	Duke	20-7	303
19.	Purdue	21-7	245
20.	Notre Dame	18-8	176
21.	Texas A&M	20-7	172
22.	Dayton	21-5	121
23.	Utah	21-7	120
24.	Providence	19-8	102
25.	Texas	17-10	66

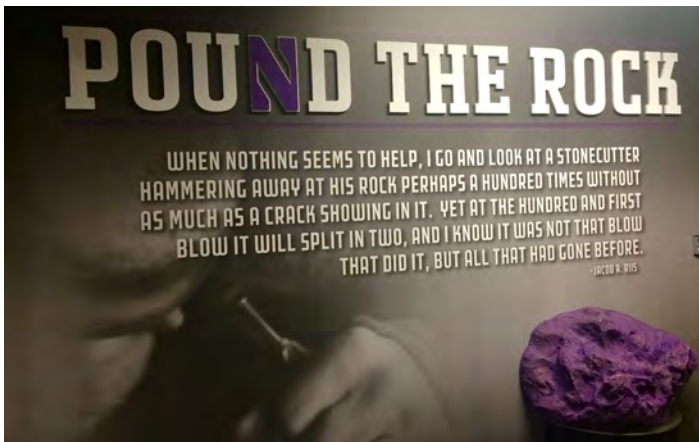
Others Receiving Votes: South Carolina 47, Saint Mary's 42, Wichita State 32, Texas Tech 30, Pittsburgh 18, Wisconsin 15, California 11, Saint Joseph's 10, Seton Hall 6, USC 6, VCU 6, Hawaii 3, LSU 3, Michigan 1, St Bonaventure 1, San Diego State 1.

"POUND THE ROCK" IS WILDCATS' MANTRA

Since head coach Chris Collins arrived in April 2013, the Wildcats have adopted the mantra of "Pound The Rock." The Wildcats have a rock in their locker room, and above it is a quote from Jacob A. Riis. The quote reads:

"When nothing seems to help, I go look at a stonemason hammering away at his rock perhaps a hundred times without as much as a crack showing in it. Yet at the hundred and first blow it will split in two, and I know it was not that blow that did it, but all that had gone before."

The mantra is one that also has been adopted by the NBA's San Antonio Spurs.



COACH/PLAYER AVAILABILITY

Interviews with Northwestern players and coaches are available to the media upon request throughout the season. To arrange an interview, please contact the athletic communications office. Please place your request at least 24 hours in advance. Interview availability is 30 minutes prior to the start of practice. All pre-practice interviews with players should be concluded well before the start of practice. As a Northwestern policy, players are not permitted to participate in live radio or television call-in shows. Player home telephone numbers will not be made available to media members, and they have been instructed not to conduct interviews when contacted without prior approval from the athletic communications office.

WILDCATS ONLINE

The official website of Northwestern Athletics is NUsports.com. Updated daily, the site includes NU's basketball releases and features many other basketball related information. Live in-game Twitter updates will be provided at [@NU_SportsLIVE](https://twitter.com/NU_SportsLIVE). The official Twitter account of the Northwestern men's basketball team is [@NUMensBball](https://twitter.com/NUMensBball), while the official Northwestern Athletics account is [@NU_Sports](https://twitter.com/NU_Sports). Head coach Chris Collins' Twitter handle is [@coach_collins](https://twitter.com/coach_collins). The official Facebook page of the Northwestern men's basketball team can be found at facebook.com/northwesternmbb. Northwestern's Athletics' official page is facebook.com/northwesternAthletics. The official Instagram account of the men's basketball program is [numensbball](https://instagram.com/numensbball) while the official main Northwestern Athletics Instagram is [nu_sports](https://instagram.com/nu_sports). Northwestern Athletics is also on YouTube at youtube.com/user/NUAthletics.

GAME CREDENTIALS

For any media wishing to obtain a credential for any home game, please apply at www.sportssystem.com/northwestern/basketball. Credentials may be picked up at the athletic communications office in Anderson Hall on game day. They can also be picked up at Will Call which is located at the east ticket office in the main lobby of Welsh-Ryan Arena. Doors open 90 minutes prior to game time.

POSTGAME PROCEDURE

Following a cooling off period after the conclusion of the game, Coach Collins, Northwestern players and the visiting coach will be available for a postgame news conference. Requests for Wildcats player interviews should be made to Northwestern SID Nick Brilowski prior to the end of the game. Requests for visiting players should be made to the visiting SID.

NORTHWESTERN ATHLETIC COMMUNICATIONS

Contact: Nick Brilowski, Associate Director of Athletic Communications

Phone: Office - (847) 467-3831 | Cell: (847) 239-4127

Email: brilowski@northwestern.edu

Northwestern Athletic Communications

Mailing Address

1501 Central St.
Evanston, IL 60208

2015-16 NORTHWESTERN SCHEDULE

DATE	OPPONENT	TIME/RESULT	RECORD/TV	NU High Scorer	NU High Rebounder	NU High Assists	Attend.
Nov. 5	Quincy (exhib.)	W, 80-64	—	15, Falzon	10, van Zegeren	6, Demps	—
Nov. 13	UMass-Lowell	W, 79-57	1-0, 0-0	21, Olah	12, Lumpkin/Olah	8, McIntosh	6,011
Nov. 18	Fairfield	W, 79-72	2-0, 0-0	20, McIntosh	7, Lumpkin	5, McIntosh	5,574
Nov. 20	Columbia	W, 83-80 (OT)	3-0, 0-0	32, McIntosh	7, Olah	6, Demps/McIntosh	6,117
Nov. 23	vs. #9/8 North Carolina ✓	L, 80-69	3-1, 0-0	21, Demps	5, Lumpkin	9, McIntosh	13,598
Nov. 24	vs. Missouri ✓	W, 67-62	4-1, 0-0	13, Demps/McIntosh	6, Falzon/Olah	7, Lindsey	13,189
Nov. 28	New Orleans	W, 90-63	5-1, 0-0	26, Lindsey	8, Olah	7, McIntosh	6,015
Dec. 1	at Virginia Tech	W, 81-79 (OT)	6-1, 0-0	19, McIntosh	7, Lumpkin	4, Demps/McIntosh	4,879
Dec. 5	SIU Edwardsville	W, 81-56	7-1, 0-0	21, Olah	9, Lumpkin	8, McIntosh	6,318
Dec. 13	Chicago State	W, 77-52	8-1, 0-0	23, Demps	9, Demps	6, McIntosh	6,621
Dec. 15	Mississippi Valley State	W, 78-48	9-1, 0-0	21, Olah	11, Olah	8, McIntosh	5,704
Dec. 19	at DePaul	W, 78-70 (OT)	10-1, 0-0	18, Demps	7, three players	8, McIntosh	6,351
Dec. 21	Sacred Heart	W, 103-67	11-1, 0-0	21, Olah	6, Taphorn	10, McIntosh	6,574
Dec. 27	Loyola (Md.)	W, 74-59	12-1, 0-0	33, McIntosh	8, Lumpkin	8, McIntosh	6,401
Dec. 30	at Nebraska *	W, 81-72	13-1, 1-0	28, Pardon	12, Pardon	8, McIntosh	14,924
Jan. 2	#4/4 Maryland *	L, 72-59	13-2, 1-1	17, McIntosh	6, Pardon	9, McIntosh	8,117
Jan. 6	Ohio State *	L, 65-56	13-3, 1-2	15, McIntosh	14, Pardon	6, McIntosh	7,439
Jan. 9	at Minnesota *	W, 77-52	14-3, 2-2	20, Falzon	10, Lumpkin	11, McIntosh	10,436
Jan. 12	Wisconsin *	W, 70-65	15-3, 3-2	28, McIntosh	5, Falzon/Lumpkin	5, McIntosh	7,264
Jan. 16	Penn State *	L, 71-62	15-4, 3-3	22, Demps	6, Lumpkin	10, McIntosh	7,512
Jan. 19	at #7/5 Maryland *	L, 62-56 (OT)	15-5, 3-4	13, Falzon	7, three players	4, Demps/McIntosh	17,144
Jan. 23	at #25/23 Indiana *	L, 89-57	15-6, 3-5	19, Olah	6, McIntosh	6, McIntosh	17,472
Jan. 28	#12/11 Michigan State *	L, 76-45	15-7, 3-6	14, McIntosh	6, Falzon	3, Demps	8,117
Jan. 31	at #3/4 Iowa *	L, 85-71	15-8, 3-7	30, Demps	6, Falzon/Pardon	6, McIntosh	15,400
Feb. 4	Minnesota *	W, 82-58	16-8, 4-7	23, Demps	6, McIntosh	8, Demps	7,015
Feb. 9	at Ohio State *	L, 71-63	16-9, 4-8	14, Demps/McIntosh	9, Olah	6, McIntosh	11,376
Feb. 13	Illinois *	W, 58-56	17-9, 5-8	18, Demps/Lindsey	7, Olah	9, McIntosh	8,117
Feb. 16	at #17/16 Purdue *	L, 71-61	17-10, 5-9	16, Demps	5, McIntosh	4, McIntosh	12,868
Feb. 24	at Michigan *	L, 72-63	17-11, 5-10	19, Olah	5, Olah	7, McIntosh	12,071
Feb. 27	Rutgers *	1 p.m.	ESPNU				
March 3	at Penn State *	8 p.m.	ESPNU				
March 6	Nebraska *	1 p.m.	BTN				
March 9-13	Big Ten Tournament	TBD	TBD				

All times Central

✓ CBE Hall of Fame Classic; Kansas City, Mo.

* Big Ten game

Home games in **bold**

2015-16 NORTHWESTERN SEASON STATISTICS



2015-16 Northwestern Basketball
 Northwestern Combined Team Statistics (as of Feb 24, 2016)
 All games



RECORD:	OVERALL	HOME	AWAY	NEUTRAL
ALL GAMES	17-11	12-4	4-6	1-1
CONFERENCE	5-10	3-4	2-6	0-0
NON-CONFERENCE	12-1	9-0	2-0	1-1

#	Player	gp-gs	min	Total			3-Point		F-Throw		Rebounds				pf	dq	a	to	blk	stl	pts	avg		
				avg	fg-fga	fg%	3fg-fga	3fg%	ft-fa	ft%	off	def	tot	avg										
14	Demps, Tre	28-28	1034	36.9	157-403	.390	56-185	.303	46-68	.676	13	83	96	3.4	24	0	97	37	1	16	416	14.9		
30	McIntosh, Bryant	28-28	996	35.6	143-337	.424	42-117	.359	63-76	.829	11	90	101	3.6	55	1	185	66	4	29	391	14.0		
22	Olah, Alex	22-17	514	23.4	94-180	.522	7-25	.280	47-71	.662	27	86	113	5.1	52	1	22	25	31	4	242	11.0		
35	Falzon, Aaron	28-25	689	24.6	80-205	.390	56-161	.348	29-42	.690	38	61	99	3.5	66	1	22	18	9	9	245	8.8		
5	Pardon, Dererk	16-2	282	17.6	45-68	.662	0-0	.000	23-43	.535	28	44	72	4.5	41	2	4	12	11	4	113	7.1		
20	Lindsey, Scottie	27-3	523	19.4	64-144	.444	35-85	.412	17-23	.739	11	48	59	2.2	56	2	37	25	6	15	180	6.7		
32	Taphorn, Nathan	22-0	251	11.4	33-75	.440	23-58	.397	9-15	.600	9	38	47	2.1	34	1	15	15	8	3	98	4.5		
34	Lumpkin, Sanjay	28-28	662	23.6	37-79	.468	12-34	.353	22-32	.688	41	104	145	5.2	83	3	36	31	6	15	108	3.9		
1	van Zegeren, Joey	24-9	285	11.9	31-52	.596	0-0	.000	23-51	.451	33	39	72	3.0	57	1	4	23	20	7	85	3.5		
44	Skelly, Gavin	26-0	312	12.0	31-48	.646	3-8	.375	24-37	.649	27	52	79	3.0	49	1	13	21	13	6	89	3.4		
23	Ash, Jordan	26-0	142	5.5	11-27	.407	4-15	.267	7-10	.700	2	9	11	0.4	13	0	16	6	0	2	33	1.3		
10	Hall, Charlie	7-0	10	1.4	0-0	.000	0-0	.000	0-0	.000	0	0	0	0.0	1	0	0	0	0	0	0	0.0		
Team											53	63	116											
Total.....		28	5700		726-1618	.449	238-688	.346	310-468	.662	293	717	1010	36.1	531	13	451	293	109	110	2000	71.4		
Opponents.....		28	5700		638-1575	.405	194-566	.343	395-550	.718	293	689	982	35.1	479	7	393	300	82	137	1865	66.6		

TEAM STATISTICS	NU	OPP	Date	Opponent	Score	Att.
SCORING	2000	1865	11/13/15	UMASS LOWELL	w 79-57	6011
Points per game	71.4	66.6	11/18/15	FAIRFIELD	w 79-72	5574
Scoring margin	+4.8	-	11/20/15	COLUMBIA	Wot 83-80	6117
FIELD GOALS-ATT	726-1618	638-1575	11/23/15	vs North Carolina	L 69-80	13598
Field goal pct	.449	.405	11/24/15	vs Missouri	w 67-62	13189
3 POINT FG-ATT	238-688	194-566	11/28/15	NEW ORLEANS	w 90-63	6015
3-point FG pct	.346	.343	12/01/15	at Virginia Tech	Wot 81-79	4879
3-pt FG made per game	8.5	6.9	12/05/15	SIU EDWARDSVILLE	w 81-56	6318
FREE THROWS-ATT	310-468	395-550	12/13/15	CHICAGO STATE	w 77-35	6621
Free throw pct	.662	.718	12/15/15	MISSISSIPPI VALLEY S	w 78-48	5704
F-Throws made per game	11.1	14.1	12/19/15	at DePaul	Wot 78-70	6351
REBOUNDS	1010	982	12/21/15	SACRED HEART	w 103-67	6574
Rebounds per game	36.1	35.1	12/27/15	LOYOLA (MD.)	w 74-59	6401
Rebounding margin	+1.0	-	* 12/30/15	at Nebraska	w 81-72	14924
ASSISTS	451	393	* 01/02/16	MARYLAND	L 59-72	8117
Assists per game	16.1	14.0	* 01/06/16	OHIO STATE	L 56-65	7439
TURNOVERS	293	300	* 01/09/16	at Minnesota	w 77-52	10436
Turnovers per game	10.5	10.7	* 01/12/16	WISCONSIN	w 70-65	7264
Turnover margin	+0.3	-	* 01/16/16	PENN STATE	L 62-71	7512
Assist/turnover ratio	1.5	1.3	* 01/19/16	at Maryland	Lot 56-62	17144
STEALS	110	137	* 01/23/16	at Indiana	L 57-89	17472
Steals per game	3.9	4.9	* 01/28/16	MICHIGAN STATE	L 45-76	8117
BLOCKS	109	82	* 01/31/16	at Iowa	L 71-85	15400
Blocks per game	3.9	2.9	* 02/04/16	MINNESOTA	w 82-58	7015
ATTENDANCE	108916	149708	* 02/09/16	at Ohio State	L 63-71	11376
Home games-Avg/Game	16-6807	10-12292	* 02/13/16	ILLINOIS	w 58-56	8117
Neutral site-Avg/Game	-	2-13394	* 02/16/16	at Purdue	L 61-71	12868
			* 02/24/16	at Michigan	L 63-72	12071

Score by Periods	1st	2nd	OT	Totals
Northwestern	883	1075	42	2000
Opponents	860	970	35	1865

* - Conference game



2015-16 Northwestern Basketball
 Northwestern Combined Team Statistics (as of Feb 24, 2016)
 Conference games



RECORD:	OVERALL	HOME	AWAY	NEUTRAL
ALL GAMES	5-10	3-4	2-6	0-0
CONFERENCE	5-10	3-4	2-6	0-0
NON-CONFERENCE	0-0	0-0	0-0	0-0

#	Player	gp-gs	min	avg	Total		3-Point		F-Throw		Rebounds					pts	avg					
					fg-fga	fg%	3fg-fga	3fg%	ft-fa	ft%	off	def	tot	avg	pf			dq	a	to	blk	stl
14	Demps, Tre	15-15	561	37.4	82-219	.374	31-108	.287	23-35	.657	7	42	49	3.3	13	0	43	23	1	9	218	14.5
30	McIntosh, Bryant	15-15	551	36.7	69-191	.361	17-64	.266	25-32	.781	8	51	59	3.9	32	0	96	33	2	13	180	12.0
22	Olah, Alex	10-5	192	19.2	36-83	.434	4-15	.267	13-24	.542	5	30	35	3.5	22	0	8	9	7	3	89	8.9
35	Falzon, Aaron	15-15	397	26.5	43-114	.377	28-85	.329	17-24	.708	26	32	58	3.9	36	1	9	14	4	6	131	8.7
05	Pardon, Dererk	15-2	259	17.3	42-65	.646	0-0	.000	23-41	.561	26	42	68	4.5	39	2	4	11	10	4	107	7.1
20	Lindsey, Scottie	14-0	276	19.7	30-69	.435	16-40	.400	7-8	.875	5	21	26	1.9	25	1	13	11	2	7	83	5.9
01	van Zegeren, Joey	15-8	159	10.6	17-29	.586	0-0	.000	12-25	.480	16	19	35	2.3	31	1	1	11	6	4	46	3.1
44	Skelly, Gavin	15-0	149	9.9	16-25	.640	3-7	.429	8-15	.533	12	23	35	2.3	29	1	6	8	4	3	43	2.9
32	Taphorn, Nathan	10-0	91	9.1	7-20	.350	5-14	.357	3-7	.429	2	12	14	1.4	6	0	2	5	1	2	22	2.2
34	Lumpkin, Sanjay	15-15	333	22.2	11-33	.333	4-16	.250	6-10	.600	22	43	65	4.3	43	2	14	20	3	8	32	2.1
23	Ash, Jordan	14-0	55	3.9	3-10	.300	0-4	.000	4-4	1.000	0	3	3	0.2	7	0	3	2	0	1	10	0.7
10	Hall, Charlie	2-0	2	1.0	0-0	.000	0-0	.000	0-0	.000	0	0	0	0.0	1	0	0	0	0	0	0	0.0
Team											31	30	61						11			
Total.....		15	3025		356-858	.415	108-353	.306	141-225	.627	160	348	508	33.9	284	8	199	158	40	60	961	64.1
Opponents.....		15	3025		351-804	.437	116-314	.369	219-295	.742	138	388	526	35.1	229	3	214	160	56	76	1037	69.1

TEAM STATISTICS	NU	OPP	Date	Opponent	Score	Att.
SCORING	961	1037	* 12/30/15	at Nebraska	W 81-72	14924
Points per game	64.1	69.1	* 01/02/16	MARYLAND	L 59-72	8117
Scoring margin	-5.1	-	* 01/06/16	OHIO STATE	L 56-65	7439
FIELD GOALS-ATT	356-858	351-804	* 01/09/16	at Minnesota	W 77-52	10436
Field goal pct	.415	.437	* 01/12/16	WISCONSIN	W 70-65	7264
3 POINT FG-ATT	108-353	116-314	* 01/16/16	PENN STATE	L 62-71	7512
3-point FG pct	.306	.369	* 01/19/16	at Maryland	Lot 56-62	17144
3-pt FG made per game	7.2	7.7	* 01/23/16	at Indiana	L 57-89	17472
FREE THROWS-ATT	141-225	219-295	* 01/28/16	MICHIGAN STATE	L 45-76	8117
Free throw pct	.627	.742	* 01/31/16	at Iowa	L 71-85	15400
F-Throws made per game	9.4	14.6	* 02/04/16	MINNESOTA	W 82-58	7015
REBOUNDS	508	526	* 02/09/16	at Ohio State	L 63-71	11376
Rebounds per game	33.9	35.1	* 02/13/16	ILLINOIS	W 58-56	8117
Rebounding margin	-1.2	-	* 02/16/16	at Purdue	L 61-71	12868
ASSISTS	199	214	* 02/24/16	at Michigan	L 63-72	12071
Assists per game	13.3	14.3				
TURNOVERS	158	160	* - Conference game			
Turnovers per game	10.5	10.7				
Turnover margin	+0.1	-				
Assist/turnover ratio	1.3	1.3				
STEALS	60	76				
Steals per game	4.0	5.1				
BLOCKS	40	56				
Blocks per game	2.7	3.7				
ATTENDANCE	53581	111691				
Home games-Avg/Game	7-7654	8-13961				
Neutral site-Avg/Game	-	0-0				

Score by Periods	1st	2nd	OT	Totals
Northwestern	415	538	8	961
Opponents	471	552	14	1037

2015-16 GAME-BY-GAME STATISTICS

Team	NU Starters	FG-A	Pct.	3FG-A	Pct.	FT-A	Pct.	Reb.	A	TO	B	S	PF	1st	2nd	OT	F
Northwestern	McIntosh, Demps,	29-64	.453	9-29	.310	12-22	.545	45	18	6	5	3	19	32	47	-	79
UMass Lowell	Lumpkin, Falzon, Olah	18-56	.321	8-21	.381	13-20	.650	37	10	12	2	4	22	34	23	-	57
Northwestern	McIntosh, Demps,	27-61	.443	7-26	.269	18-23	.783	33	17	7	2	5	22	39	40	-	79
Fairfield	Lumpkin, Falzon, Olah	24-59	.407	7-25	.280	17-21	.810	41	16	14	3	4	22	29	43	-	72
Northwestern	McIntosh, Demps,	31-59	.525	13-26	.500	8-14	.571	36	19	14	5	3	22	28	46	9	83
Columbia	Lumpkin, Falzon, Olah	26-55	.473	10-24	.417	18-28	.643	31	20	11	0	6	19	35	39	6	80
Northwestern	McIntosh, Demps,	22-52	.423	9-20	.450	16-19	.842	25	14	12	3	7	13	36	33	-	69
vs. North Carolina	Lumpkin, Falzon, Olah	28-62	.452	7-24	.292	17-19	.895	39	21	9	1	5	18	43	37	-	80
Northwestern	McIntosh, Demps,	21-45	.467	10-23	.435	15-23	.652	33	15	14	1	6	20	38	29	-	67
vs. Missouri	Lumpkin, Falzon, Olah	23-60	.383	5-18	.278	11-17	.647	33	15	9	1	7	23	24	38	-	62
Northwestern	McIntosh, Demps,	32-58	.552	12-26	.462	14-15	.933	40	22	16	10	6	22	48	42	-	90
New Orleans	Lumpkin, Falzon, Olah	18-48	.375	4-9	.444	23-33	.697	24	13	15	3	6	17	25	38	-	63
Northwestern	McIntosh, Demps,	32-67	.478	10-26	.385	7-11	.636	36	15	12	5	5	21	45	28	8	81
at Virginia Tech	Lumpkin, Lindsey, Olah	27-66	.409	7-17	.412	18-23	.783	42	10	12	2	4	15	36	37	6	79
Northwestern	McIntosh, Demps,	30-58	.517	9-22	.409	12-23	.522	45	24	10	11	2	20	35	46	-	81
SIU Edwardsville	Lumpkin, Lindsey, Olah	20-58	.345	5-12	.417	11-16	.688	31	14	7	5	2	24	26	30	-	56
Northwestern	McIntosh, Demps,	29-56	.518	15-36	.417	4-9	.444	41	24	8	8	3	11	31	46	-	77
Chicago State	Lumpkin, Lindsey, Olah	15-60	.250	1-19	.053	4-7	.571	35	6	13	1	4	11	15	20	-	35
Northwestern	McIntosh, Demps,	26-60	.433	7-28	.250	19-27	.704	53	21	11	10	4	19	37	41	-	78
Miss. Valley State	Lumpkin, Falzon, Olah	20-69	.290	2-13	.154	6-15	.400	42	11	10	4	8	22	27	21	-	48
Northwestern	McIntosh, Demps,	27-69	.391	6-27	.222	18-21	.857	46	16	5	2	1	24	29	32	17	78
at DePaul	Lumpkin, Falzon, Olah	23-66	.348	7-23	.304	17-25	.680	45	13	8	2	1	20	30	31	9	70
Northwestern	McIntosh, Demps,	36-59	.610	15-29	.517	16-19	.842	36	30	10	1	3	23	48	55	-	103
Sacred Heart	Lumpkin, Falzon, Olah	22-55	.400	10-24	.417	13-21	.619	26	14	13	0	3	18	32	35	-	67
Northwestern	McIntosh, Demps,	28-52	.538	8-17	.471	10-17	.588	33	17	10	6	2	9	22	52	-	74
Loyola (Md.)	Lumpkin, Falzon, van Zeg.	23-57	.404	5-23	.217	8-10	.800	30	16	7	2	7	19	33	26	-	59
Northwestern	McIntosh, Demps,	29-58	.500	10-23	.435	13-17	.765	40	14	7	1	3	11	35	46	-	81
at Nebraska	Lumpkin, Falzon, van Zeg.	27-60	.450	11-26	.423	7-8	.875	25	18	6	3	3	16	38	34	-	72
Northwestern	McIntosh, Demps,	22-59	.373	2-20	.100	13-22	.591	40	11	12	2	7	16	20	39	-	59
Maryland	Lumpkin, Falzon, van Zeg.	27-58	.466	11-31	.355	7-12	.583	37	21	11	9	9	20	40	32	-	72
Northwestern	McIntosh, Demps,	21-67	.313	6-25	.240	8-15	.533	44	11	10	7	2	20	27	29	-	56
Ohio State	Lumpkin, Falzon, van Zeg.	25-56	.446	5-18	.278	10-22	.455	44	18	12	6	7	14	26	39	-	65
Northwestern	McIntosh, Demps,	28-50	.560	11-25	.440	10-11	.909	33	18	13	3	6	13	32	45	-	77
at Minnesota	Lumpkin, Falzon, van Zeg.	18-46	.391	5-18	.278	11-14	.786	17	12	11	2	4	13	26	26	-	52
Northwestern	McIntosh, Demps,	22-46	.478	4-12	.333	22-34	.647	34	10	11	2	5	17	26	44	-	70
Wisconsin	Lumpkin, Falzon, van Zeg.	24-51	.471	7-21	.333	10-13	.769	25	19	12	1	8	21	24	41	-	65
Northwestern	McIntosh, Demps,	26-67	.388	3-26	.115	7-15	.467	34	14	4	1	5	27	23	39	-	62
Penn State	Lumpkin, Falzon, van Zeg.	19-44	.432	9-21	.429	24-33	.727	42	14	13	5	2	18	30	41	-	71
Northwestern	McIntosh, Demps,	23-66	.348	5-21	.238	5-12	.417	41	10	12	2	4	19	29	19	8	56
at Maryland	Lumpkin, Falzon, van Zeg.	21-48	.438	4-17	.235	16-19	.842	32	10	16	8	6	14	31	17	14	62
Northwestern	McIntosh, Demps,	25-55	.455	5-15	.333	2-8	.250	23	12	12	2	3	18	26	31	-	57
at Indiana	Lumpkin, Falzon, van Zeg.	30-57	.526	13-28	.464	16-20	.800	40	21	10	3	6	13	43	46	-	89
Northwestern	McIntosh, Demps,	12-58	.207	4-23	.174	17-19	.895	33	7	11	3	6	9	24	21	-	45
Michigan State	Lumpkin, Falzon, Olah	28-55	.509	16-26	.615	4-4	1.000	42	22	15	8	5	21	36	40	-	76
Northwestern	McIntosh, Demps,	26-62	.419	11-30	.367	8-14	.571	39	13	16	3	5	27	26	45	-	71
at Iowa	Lumpkin, Falzon, Olah	25-59	.424	7-19	.368	28-36	.778	40	10	10	4	12	11	42	43	-	85
Northwestern	McIntosh, Demps,	29-54	.537	12-27	.444	12-19	.632	30	16	9	6	6	24	37	45	-	82
Minnesota	Lumpkin, Falzon, Pardon	16-48	.333	4-18	.222	22-30	.733	30	8	10	1	2	13	23	35	-	58
Northwestern	McIntosh, Demps,	21-54	.389	12-27	.444	9-12	.750	38	15	14	1	2	23	33	30	-	63
at Ohio State	Lumpkin, Falzon, Pardon	23-56	.411	6-18	.333	19-23	.826	34	8	5	5	4	13	26	45	-	71
Northwestern	McIntosh, Demps,	22-52	.423	9-26	.346	5-10	.500	31	18	12	3	2	14	21	37	-	58
Illinois	Lumpkin, Falzon, Olah	21-57	.368	10-25	.400	4-8	.500	40	14	11	0	4	17	23	33	-	56
Northwestern	McIntosh, Demps,	25-56	.446	6-27	.222	5-8	.625	24	13	6	4	2	26	27	34	-	61
at Purdue	Lumpkin, Falzon, Olah	23-60	.383	4-13	.308	21-28	.750	45	11	9	1	2	14	35	36	-	71
Northwestern	McIntosh, Demps,	25-54	.463	8-26	.308	5-9	.556	24	17	9	0	2	20	29	34	-	63
Michigan	Lumpkin, Falzon, Olah	24-49	.490	4-15	.267	20-25	.800	33	8	9	0	2	11	28	44	-	72

SEASON HIGHS AND LOWS

NORTHWESTERN HIGHS

POINTS	103	Sacred Heart (12/21/15)
FIELD GOALS MADE	36	Sacred Heart (12/21/15)
FIELD GOAL ATTEMPTS	69	DePaul (12/19/15)
FIELD GOAL PERCENTAGE	.610 (36-59)	Sacred Heart (12/21/15)
3 PT FIELD GOALS MADE	15	Sacred Heart (12/21/15)
	15	Chicago State (12/13/15)
3 PT FG ATTEMPTS	36	Chicago State (12/13/15)
3 PT FG PERCENTAGE	.517 (15-29)	Sacred Heart (12/21/15)
FREE THROWS MADE	22	Wisconsin (1/12/16)
FREE THROW ATTEMPTS	34	Wisconsin (1/12/16)
FREE THROW PERCENTAGE	.933 (14-15)	New Orleans (11/28/15)
REBOUNDS	53	Miss. Valley State (12/15/15)
ASSISTS	24	Chicago State (12/13/15)
	24	SIU Edwardsville (12/5/15)
STEALS	7	Maryland (1/2/16)
	7	North Carolina (11/23/15)
BLOCKED SHOTS	11	SIU Edwardsville (12/5/15)
TURNOVERS	16	Iowa (1/31/16)
	16	New Orleans (11/28/15)
FOULS	27	Iowa (1/31/16)
	27	Penn State (1/16/16)

NORTHWESTERN LOWS

POINTS	45	Michigan State (1/28/16)
FIELD GOALS MADE	12	Michigan State (1/28/16)
FIELD GOAL ATTEMPTS	45	Missouri (11/24/15)
FIELD GOAL PERCENTAGE	.207 (12-58)	Michigan State (1/28/16)
3 PT FIELD GOALS MADE	2	Maryland (1/2/16)
3 PT FG ATTEMPTS	12	Wisconsin (1/12/16)
3 PT FG PERCENTAGE	.100 (2-20)	Maryland (1/2/16)
FREE THROWS MADE	2	Indiana (1/23/16)
FREE THROW ATTEMPTS	8	Purdue (2/16/16)
	8	Indiana (1/23/16)
FREE THROW PERCENTAGE	.250 (2-8)	Indiana (1/23/16)
REBOUNDS	23	Indiana (1/23/16)
ASSISTS	7	Michigan State (1/28/16)
STEALS	1	DePaul (12/19/15)
BLOCKED SHOTS	0	Michigan (2/24/16)
TURNOVERS	4	Penn State (1/16/16)
FOULS	9	Michigan State (1/28/16)
	9	Loyola (Md.) (12/27/15)

NORTHWESTERN PLAYER HIGHS

POINTS	33	Bryant McIntosh - Loyola (Md.) (12/27/15)
FIELD GOALS MADE	11	four times
FIELD GOAL ATTEMPTS	22	Tre Demps - Iowa (1/31/16)
FIELD GOAL PCT.	.833 (5-6)	three times
3 PT FG MADE	6	three times
3 PT FG ATTEMPTS	15	Tre Demps - Iowa (1/31/16)
3 PT FG PCT.	1.00 (3-3)	Scottie Lindsey - Loyola (Md.) (12/27/15)
	1.00 (3-3)	Bryant McIntosh - Sacred Heart (12/21/15)
FREE THROWS MADE	8	Bryant McIntosh - Loyola (12/27/15)
	8	Bryant McIntosh - N. Carolina (11/23/15)
FREE THROW ATT.	9	Bryant McIntosh - Loyola (12/27/15)
	9	Bryant McIntosh - N. Carolina (11/23/15)
FREE THROW PCT.	1.00 (5-5)	Gavin Skelly - Missouri (11/24/15)
REBOUNDS	14	Dererk Pardon - Ohio State (1/6/16)
ASSISTS	11	Bryant McIntosh - Minnesota (1/9/16)
STEALS	4	Bryant McIntosh - Fairfield (11/18/15)
BLOCKED SHOTS	6	Alex Olah - New Orleans (11/28/15)

OPPONENT HIGHS

POINTS	89	Indiana (1/23/16)
FIELD GOALS MADE	30	Indiana (1/23/16)
FIELD GOAL ATTEMPTS	69	Miss. Valley State (12/15/15)
FIELD GOAL PERCENTAGE	.526 (30-57)	Indiana (1/23/16)
3 PT FIELD GOALS MADE	16	Michigan State (1/28/16)
3 PT FG ATTEMPTS	31	Maryland (1/2/16)
3 PT FG PERCENTAGE	.464 (13-28)	Indiana (1/23/16)
FREE THROWS MADE	28	Iowa (1/31/16)
FREE THROW ATTEMPTS	36	Iowa (1/31/16)
FREE THROW PERCENTAGE	.895 (17-19)	North Carolina (11/23/15)
REBOUNDS	45	Purdue (2/16/16)
	45	DePaul (12/19/15)
ASSISTS	22	Michigan State (1/28/16)
STEALS	12	Iowa (1/31/16)
BLOCKED SHOTS	9	Maryland (1/2/16)
TURNOVERS	16	Maryland (1/19/16)
FOULS	24	SIU Edwardsville (12/5/15)

OPPONENT LOWS

POINTS	35	Chicago State (12/13/15)
FIELD GOALS MADE	15	Chicago State (12/13/15)
FIELD GOAL ATTEMPTS	44	Penn State (1/16/16)
FIELD GOAL PERCENTAGE	.250 (15-60)	Chicago State (12/13/15)
3 PT FIELD GOALS MADE	1	Chicago State (12/13/15)
3 PT FG ATTEMPTS	9	New Orleans (11/28/15)
3 PT FG PERCENTAGE	.053 (1-19)	Chicago State (12/13/15)
FREE THROWS MADE	4	three times
FREE THROW ATTEMPTS	4	Michigan State (1/28/16)
FREE THROW PERCENTAGE	.400 (6-15)	Miss. Valley State (12/15/15)
REBOUNDS	17	Minnesota (1/9/16)
ASSISTS	6	Chicago State (12/13/15)
STEALS	1	DePaul (12/19/15)
BLOCKED SHOTS	0	four times
TURNOVERS	5	Ohio State (2/9/16)
FOULS	11	three times

OPPONENT PLAYER HIGHS

POINTS	26	Peter Jok - Iowa (1/31/16)
	26	Cane Broome - Sacred Heart (12/21/15)
FIELD GOALS MADE	9	Cane Broome - Sacred Heart (12/21/15)
FIELD GOAL ATTEMPTS	20	Cane Broome - Sacred Heart (12/21/15)
FIELD GOAL PCT.	.714 (5-7)	Devon Friend - Chicago State (12/13/15)
3 PT FG MADE	5	seven times
3 PT FG ATTEMPTS	12	Melo Trimble - Maryland (1/2/16)
3 PT FG PCT.	1.00 (3-3)	Bryn Forbes - Michigan State (1/28/16)
FREE THROWS MADE	10	Peter Jok - Iowa (1/31/16)
FREE THROW ATT.	12	Peter Jok - Iowa (1/31/16)
FREE THROW PCT.	1.00 (8-8)	Derrick Walton Jr. - Michigan (2/24/16)
REBOUNDS	14	Robert Carter - Maryland (1/19/16)
ASSISTS	8	three times
STEALS	4	Maodo Lo - Columbia (11/20/15)
	4	Terrence Phillips - Missouri (11/24/15)
BLOCKED SHOTS	6	Deyonta Davis - Michigan State (1/28/16)

Game 1 NU 79, UMass Lowell 57 Nov. 13, 2015 • Evanston, Ill.

Alex Olah poured in 21 points and 12 rebounds, Aaron Falzon scored 20 points and Northwestern limited UMass Lowell to 32 percent shooting on the way to a 79-57 victory at Welsh-Ryan Arena. Sanjay Lumpkin matched a career high with 12 rebounds and Bryant McIntosh dished out a game-high eight assists. The Wildcats overcame a slow start, shooting 59 percent in the second half, including 8-of-16 from beyond the arc. After missing their first seven shots of the game, the River Hawks hit six straight field goal attempts and took a 25-16 lead as the 'Cats missed their first 11 3-point attempts. But NU battled back and when McIntosh hit a jumper as the half expired, the 'Cats headed into the break down 34-32. Just before the 18-minute mark, Tre Demps nailed his first 3-pointer of the game, giving the 'Cats a 38-35 lead. They extended their lead to 45-39 behind five quick points from McIntosh and a 3-pointer from Nathan Taphorn. Northwestern's 3-point barrage continued with Falzon's second of the game, then McIntosh and Taphorn knocked down threes on back-to-back plays to stretch Northwestern's lead to 61-50, its first double-digit advantage of the game. Falzon stayed red-hot, hitting a pair of threes, grabbing an offensive rebound for an easy putback layup and assisting on an Olah layup - all within a span of just over three minutes. Northwestern ended on a 24-7 run, scoring from all over the court. The 'Cats finished with a 38-14 advantage on points in the paint but scored more than half its second-half points—24 of 47—on 3-pointers. NU did a good job taking care of the basketball, committing only six turnovers while handing out 18 assists. Falzon's point total was the most ever by a Northwestern freshman in his collegiate debut.

UMass Lowell 57 • 0-1

#	Player	Total		3-Ptr		Rebounds		PF	TP	A	T	Blk	Stl	Min	
		FG	FGA	FG	FGA	Off	Def								Total
10	THOMAS, Jahad	4	13	0	0	0	0	2	8	3	4	1	0	28	
12	GANTZ, Josh	3	7	0	3	0	0	3	3	4	6	0	1	18	
1	HAYES II, Keith	0	5	0	2	4	6	4	4	1	4	1	0	1	
22	HARRIS, Matt	2	7	1	4	1	2	4	5	0	6	2	0	24	
4	JONES, Ryan	1	6	1	4	1	3	4	2	3	1	1	0	23	
11	WHITE, Isaac	3	5	3	5	6	7	0	2	3	15	1	0	25	
2	SHEA, Jordan	0	0	0	0	0	0	0	0	0	0	0	0	1	
23	MLACHNIK, DJ	0	0	0	0	0	2	2	1	0	1	0	0	9	
23	PRIMERANO, Logan	0	1	0	1	2	0	0	0	3	1	1	0	1	
24	LIVINGSTON, Tyler	3	5	3	4	0	0	1	2	3	9	1	2	10	
30	CORNELIUS, Mark	1	1	0	0	0	0	1	1	0	2	0	0	1	
5	SMITH, Dontavious	1	6	0	0	1	3	2	2	3	3	0	1	13	
Team		18-56		8-21		13-20		2		1		3		20	
Totals		18-56		8-21		13-20		2		1		3		20	

FG % 1st Half: 11-24 45.8% 2nd half: 7-32 21.9% Game: 18-56 32.1% Deadball Rebounds
 3FG % 1st Half: 5-13 38.5% 2nd half: 3-8 37.5% Game: 8-21 38.1%
 FT % 1st Half: 7-9 77.8% 2nd half: 6-11 54.5% Game: 13-20 65.0% 3.1

Northwestern 79 • 1-0

#	Player	Total		3-Ptr		Rebounds		PF	TP	A	T	Blk	Stl	Min	
		FG	FGA	FG	FGA	Off	Def								Total
34	Lumpkin, Sanjay	0	2	0	1	1	1	1	1	2	0	0	0	24	
35	Falzon, Aaron	8	11	4	4	2	1	3	4	20	1	0	0	22	
22	Olah, Alex	7	11	0	1	7	2	10	12	1	21	1	2	30	
14	Demps, Tre	3	9	1	5	3	4	0	1	1	10	3	0	36	
30	McIntosh, Bryant	5	13	2	6	0	0	2	2	1	12	8	2	0	
1	van Zegeren, Joey	0	1	0	0	1	5	2	4	2	1	0	1	10	
10	Hall, Charlie	0	0	0	0	0	0	0	0	0	0	0	0	1	
20	Lindsey, Scottie	3	9	0	4	1	4	2	3	3	7	1	1	21	
23	Ash, Jordan	0	0	0	0	0	0	0	0	0	0	0	0	2	
32	Taphorn, Nathan	3	7	2	6	0	0	2	1	3	4	8	1	1	
44	Skelly, Gavin	0	1	0	0	1	2	4	0	0	0	0	0	14	
Team		29-64		9-29		12-22		13		32		45		19	
Totals		29-64		9-29		12-22		13		32		45		19	

FG % 1st Half: 12-35 34.3% 2nd half: 17-29 58.6% Game: 29-64 45.3% Deadball Rebounds
 3FG % 1st Half: 1-13 7.7% 2nd half: 8-16 50.0% Game: 9-29 31.0%
 FT % 1st Half: 7-16 43.8% 2nd half: 5-6 83.3% Game: 12-22 54.5% 3.1

Officials: Lamont Simpson, Dan Dorian, Bobby Daw
 Technical fouls: UMass Lowell-None, Northwestern-Lindsey, Scottie.
 Attendance: 6011

Score by periods	1st	2nd	Total
UMass Lowell	34	23	57
Northwestern	32	47	79

Last FG - UML 2nd-01:20, NU 2nd-02:25.
 Largest lead - UML by 9 1st-05:00, NU by 27 2nd-02:25.
 UML led for 09:46, NU led for 25:52, Game was tied for 04:22.
 Score tied - 4 times.
 Lead changed - 2 times.

Game 2 NU 79, Fairfield 72 Nov. 18, 2015 • Evanston, Ill.

Bryant McIntosh scored a game-high 20 points, including 14 in the second half, and four Wildcats scored in double figures as Northwestern held off a second-half push by visiting Fairfield to secure a 79-72 victory at Welsh-Ryan Arena. The Wildcats jumped out to an early 13-6 lead behind three 3-pointers in as many attempts by freshman Aaron Falzon. The hot start gave Falzon seven consecutive makes from beyond the arch spanning two games. A 3-pointer by McIntosh pushed Northwestern's advantage to 27-14, but Fairfield went on an 8-0 run to cut their deficit to five. The 'Cats eventually took a 39-29 halftime lead as it forced 10 turnovers by the Stags that they converted into 16 points. The Wildcats stretched their lead to as much as 16 when Scottie Lindsey's 3-pointer pushed the score to 57-41 with 13 minutes remaining, but a 17-4 Fairfield run closed the gap to three. The Stags were within three points on four separate occasions, including trailing 68-65 with under three minutes remaining. However, McIntosh hit a jumper in the lane and then converted a three-point play with under a minute left to seal the win for NU. Tre Demps contributed 14 points and Falzon pitched in with 13 for the Wildcats to help them improve to 2-0. In addition to his 20-point performance, McIntosh contributed 5 rebounds, 5 assists and a career-best 4 steals. Northwestern committed only 7 turnovers in the contest while forcing Fairfield into 14 miscues that the 'Cats turned into 23 points.

Fairfield 72 • 0-3

#	Player	Total		3-Ptr		Rebounds		PF	TP	A	T	Blk	Stl	Min	
		FG	FGA	FG	FGA	Off	Def								Total
13	Kasibabu, Jonathan	3	5	1	2	5	6	4	1	5	4	12	1	2	
10	Gilbert, Marcus	7	14	2	4	2	2	1	10	11	3	18	1	5	
5	King Jr., Scott	1	4	1	3	0	0	0	0	1	3	1	2	0	
1	Segura, Jerome	3	8	0	2	0	1	0	4	4	3	6	5	3	
3	Nelson, Tyler	3	12	0	7	5	5	0	0	0	1	11	5	1	
33	Cobb, Curtis	5	9	3	5	0	1	2	5	7	3	13	3	1	
34	Millin, Matija	1	4	0	2	3	4	1	3	4	5	5	0	0	
36	Johnson, Coleman	1	3	0	0	2	2	3	1	4	2	4	0	1	
40	Degnan, Kevin	0	0	0	0	0	0	0	0	0	0	0	0	2	
Team		24-59		7-25		17-21		15		26		41		22	
Totals		24-59		7-25		17-21		15		26		41		22	

FG % 1st Half: 12-28 42.9% 2nd half: 12-31 38.7% Game: 24-59 40.7% Deadball Rebounds
 3FG % 1st Half: 5-13 38.5% 2nd half: 5-12 41.7% Game: 10-25 20.0%
 FT % 1st Half: 0-2 0.0% 2nd half: 17-19 89.5% Game: 17-21 81.0% 1

Northwestern 79 • 2-0

#	Player	Total		3-Ptr		Rebounds		PF	TP	A	T	Blk	Stl	Min	
		FG	FGA	FG	FGA	Off	Def								Total
34	Lumpkin, Sanjay	2	2	0	0	1	1	4	3	7	1	5	4	0	
35	Falzon, Aaron	5	10	3	7	0	0	1	2	3	1	13	1	0	
22	Olah, Alex	4	6	0	0	3	4	1	4	5	4	11	1	4	
14	Demps, Tre	4	16	0	2	6	8	0	2	2	14	3	1	0	
30	McIntosh, Bryant	8	13	2	4	2	0	5	5	4	20	5	1	0	
1	van Zegeren, Joey	2	3	0	0	2	2	0	2	4	6	0	0	1	
20	Lindsey, Scottie	2	7	2	4	2	0	3	3	1	8	2	0	0	
23	Ash, Jordan	0	0	0	0	0	0	0	0	0	0	0	0	0	
32	Taphorn, Nathan	0	3	0	3	2	0	1	1	3	2	1	0	0	
Team		27-61		7-26		18-23		10		23		33		22	
Totals		27-61		7-26		18-23		10		23		33		22	

FG % 1st Half: 13-30 43.3% 2nd half: 14-31 45.2% Game: 27-61 44.3% Deadball Rebounds
 3FG % 1st Half: 5-15 33.3% 2nd half: 2-11 18.2% Game: 7-26 26.9%
 FT % 1st Half: 8-10 80.0% 2nd half: 10-13 76.9% Game: 18-23 78.3% 3

Officials: Ted Valentine, Bill Ek, Eric Curry
 Technical fouls: Fairfield-None, Northwestern-TEAM.
 Attendance: 5574

Score by periods	1st	2nd	Total
Fairfield	29	43	72
Northwestern	39	40	79

Last FG - FFD 2nd-00:16, NU 2nd-00:52.
 Largest lead - FFD by 3 1st-16:18, NU by 16 2nd-14:40.
 FFD led for 00:23, NU led for 38:09, Game was tied for 01:17.
 Score tied - 1 time.
 Lead changed - 1 time.

Game 3 NU 83, Columbia 80 (OT) Nov. 20, 2015 • Evanston, Ill.

Sophomore guard Bryant McIntosh scored 32 points while handing out 6 assists to help lead Northwestern to an 83-80 comeback win in overtime over Columbia at Welsh-Ryan Arena. Tre Demps added 22 points and 6 assists to the Wildcats' charge. The visiting Lions were red-hot from 3-point range to start the game, hitting seven of their first 11 shots from behind the arch. Columbia surged out to a 17-5 lead and the advantage was still 12, 25-13, just beyond the midway point of the opening half. Down 11, Northwestern finally got things going offensively, tallying 11 straight points to tie the game but Columbia ended the half on a 9-2 run to take a 35-28 lead at halftime. The Lions seemed to have an answer every time that the 'Cats appeared primed to make a charge. Things didn't look good for NU trailing by eight, 71-63, following a layup by Maodo Lo with 3:39 remaining. However, the hosts weren't willing to go away. A basket by McIntosh followed by a 3-pointer Aaron Falzon got Northwestern within three with three minutes still remaining. Columbia went back up by six, but a jumper by Tre Demps and a dunk by Gavin Skelly preceded McIntosh's game-tying baseline jumper with 40 seconds remaining to force overtime. In the extra session, a free throw by Falzon with 3:36 to go gave Northwestern its first lead of the game. NU's advantage was 77-76 before Demps nailed a triple to stretch the lead to four with a minute left. Columbia had one last chance after taking a timeout with 2.8 seconds remaining, but Alex Rosenberg wasn't able to get off a potential game-tying 3-point attempt at the buzzer.

Columbia 80 • 1-2

#	Player	Total		3-Ptr		Rebounds		PF	TP	A	T	Blk	Stl	Min	
		FG	FGA	FG	FGA	Off	Def								Total
13	Rosenberg, Alex	6	13	2	5	3	2	5	0	17	4	1	0	41	
13	Petrasek, Luke	4	11	1	3	0	9	3	6	4	11	1	4	0	
12	Lo, Maodo	4	9	1	3	0	0	1	1	4	9	3	1	0	
2	Cohen, Isaac	2	4	0	2	0	1	2	3	1	4	1	3	0	
3	Mullins, Grant	6	10	4	7	6	6	4	4	5	22	6	2	0	
6	Castlin, Kyle	3	6	2	3	3	6	2	5	7	2	11	2	1	
1	Coby, Jeff	0	0	0	0	0	1	1	2	0	0	0	0	0	
10	Adlesh, Quinton	0	0	0	0	0	0	0	0	0	0	0	0	0	
32	McComber, Chris	0	1	0	1	0	0	0	0	0	3	0	0	0	
5	Davis, CJ	1	1	0	0	0	0	0	0	0	2	0	0	0	
52	Voss, Connor	0	0	0	0	0	0	0	0	0	0	0	0	0	
Team		1		2		1		2		2		2		25	
Totals		26-55		10-24		18-28		10		21		31		19	

FG % 1st Half: 13-27 48.1% 2nd half: 13-26 50.0% OT: 0-2 0.0% Game: 26-55 47.3% Deadball Rebounds
 3FG % 1st Half: 7-17 41.2% 2nd half: 3-6 50.0% OT: 0-1 0.0% Game: 10-24 41.7%
 FT % 1st Half: 2-4 50.0% 2nd half: 10-16 62.5% OT: 6-8 75.0% Game: 18-28 64.3% 5

Northwestern 83 • 3-0

#	Player	Total		3-Ptr		Rebounds		PF	TP	A	T	Blk	Stl	Min
		FG	FGA	FG	FGA	Off	Def							
34	Lumpkin, Sanjay	1	3	1	3	1	0	2	2	5	3	2	0	1

Game 4

#9/8 North Carolina 80, NU 69
Nov. 23, 2015 • Kansas City, Mo.

Northwestern gave No. 9/8 North Carolina all it could handle in the first half, but the Wildcats eventually succumbed to the Tar Heels, 80-69, at the CBE Hall of Fame Classic at Sprint Center. Tre Demps led NU with 21 points, while Bryant McIntosh dished out a career-high nine assists. The Wildcats got off to a good start offensively as they hit four of their first five field goal attempts and trailed only by a point, 9-8, three minutes into the contest. A 9-0 run by the Tar Heels extended their lead to 10, but three consecutive 3-pointers by Scottie Lindsey, Aaron Falzon and Demps got NU within one, 18-17. The Wildcats eventually tied the game at the 7:08 mark when Alex Olah hit a hook in the lane and was fouled. His free throw knotted the score at 27-27. Lindsey, who scored 9 first-half points off the bench, gave Northwestern its first lead of the game when he followed by drilling his second triple of the half. When Lindsey later converted a three-point play, the Wildcats increased their advantage to 35-29 with four minutes left in the half. However, the Tar Heels ended the stanza on a 14-1 run to take a 43-36 lead at the break. After being limited to 3 points in the first half, Demps caught fire early in the second stanza to keep the Wildcats in the game. He scored 10 points in the first 2:35 of the half as Northwestern closed to within 48-46. UNC would gain some cushion with a 12-2 run that extended its lead to 60-48 with 13 minutes remaining. The Tar Heels' lead eventually grew to 20 before the Wildcats attempted to mount a comeback. McIntosh's three-point play with 6:24 to go got NU within 71-58. A 3-pointer by Demps made it 75-64 with 3:39 remaining, but the 'Cats were unable to get closer than nine the rest of the way.

Northwestern 69 • 3-1

#	Player	FG	FGA	FG%	3-PT	3-PTA	3-PT%	Rebounds			PF	TP	A	T	Blk	Stl	Min
								FT	FTA	FT%							
34	Lumpkin, Sanjay	1	3	33.3%	0	2	0%	2	2	4	2	4	0	2	0	1	25
35	Falzon, Aaron	1	5	20.0%	1	3	33.3%	2	2	0	2	4	0	0	0	1	25
22	Olah, Alex	1	5	20.0%	1	1	100%	1	3	4	1	0	1	1	1	0	27
14	Demps, Tre	7	16	43.8%	4	7	57.1%	3	3	3	2	21	3	2	0	1	37
30	McIntosh, Bryant	3	15	20.0%	0	2	0%	8	9	0	2	14	9	4	0	1	36
01	van Zegeren, Joey	1	1	100%	0	0	0%	0	2	2	3	2	1	0	1	1	13
20	Lindsey, Scottie	4	5	80.0%	2	3	66.7%	1	1	1	2	11	0	2	1	1	25
23	Ash, Jordan	0	0	0%	0	0	0%	0	0	0	2	0	0	0	0	1	7
32	Taphorn, Nathan	1	1	100%	0	0	0%	0	0	0	2	3	0	0	0	0	5
Team								2		3		5					
Totals		22-52		42.3%	9-20		45.0%	16-19		6		19		25		13 69 14 12 3 7 200	
FG % 1st Half:		13-28		46.4%	2nd half:		9-24		37.5%		Game:		22-52		42.3%		Deadball
3FG % 1st Half:		5-11		45.5%	2nd half:		4-9		44.4%		Game:		9-20		45.0%		Rebounds
FT % 1st Half:		5-6		83.3%	2nd half:		11-13		84.6%		Game:		16-19		84.2%		

North Carolina 80 • 4-1

#	Player	FG	FGA	FG%	3-PT	3-PTA	3-PT%	Rebounds			PF	TP	A	T	Blk	Stl	Min	
								FT	FTA	FT%								
13	Kennedy Meeks	4	6	66.7%	0	0	0%	4	1	2	4	12	3	0	0	2	21	
11	Brice Johnson	4	6	66.7%	0	0	0%	2	2	9	11	1	10	1	0	0	29	
44	Justin Jackson	1	8	12.5%	1	3	33.3%	4	4	6	7	13	2	21	4	2	0	35
01	Theo Pinson	3	7	42.9%	3	7	42.9%	1	4	5	2	10	8	4	0	1	29	
02	Joel Berry II	5	12	41.7%	2	7	28.6%	0	2	2	12	3	0	0	0	1	34	
00	Nate Britt	1	7	14.3%	1	5	20.0%	0	1	2	5	1	1	0	1	0	17	
24	Isiah Hicks	3	6	50.0%	0	0	0%	4	2	2	4	1	10	1	2	1	23	
24	Kenny Williams	0	2	0%	0	0	0%	0	0	0	0	0	0	0	0	0	6	
32	Luke Maye	0	0	0%	0	0	0%	0	0	0	0	0	0	0	0	0	1	
42	Joel James	0	1	0%	0	0	0%	0	0	0	2	0	0	0	0	0	5	
Team								1		1		1						
Totals		28-62		45.2%	7-24		29.2%	17-19		13		26		39		18 80 21 9 1 5 200		
FG % 1st Half:		15-34		44.1%	2nd half:		13-28		46.4%		Game:		28-62		45.2%		Deadball	
3FG % 1st Half:		3-9		33.3%	2nd half:		4-15		26.7%		Game:		7-24		29.2%		Rebounds	
FT % 1st Half:		10-12		83.3%	2nd half:		7-7		100%		Game:		17-19		89.5%			

Officials: Mike Roberts, Gerry Pollard, Michael Stephens

Technical fouls: Northwestern-None. North Carolina-None.

Attendance: 13598

CBE Hall of Fame Semifinal #2

Score by periods	1st	2nd	Total
Northwestern	36	33	69
North Carolina	43	37	80

Points	In	Off	2nd	Fast	Bench
NU	Point	T/O	Chance	Break	
NU	30	15	10	12	15
NC	30	15	10	12	15

Last FG - NU 2nd-00:50, NC 2nd-03:29.

Largest lead - NU by 6:16-04:02, NC by 20:22-08:42.

NU led for 03:06, NC led for 34:55. Game was tied for 01:27.

Score tied - 2 times.

Lead changed - 2 times.

Game 5

NU 67, Missouri 62
Nov. 24, 2015 • Kansas City, Mo.

Northwestern put together a stellar first half and then held on late to defeat Missouri 67-62 at the CBE Hall of Fame Classic at Sprint Center. Bryant McIntosh and Tre Demps led the Wildcats with 13 points apiece, while Scottie Lindsey dished out a career-high 7 assists. McIntosh came out on fire as he scored each of Northwestern's first 11 points, including drilling each of his first three 3-point attempts in helping the Wildcats jump out to an 18-7 lead eight minutes into the contest. NU didn't let up, though. Jordan Ash, Aaron Falzon and Sanjay Lumpkin each knocked down triples of their own as the lead grew to 31-11 thanks to a 22-4 run. The Wildcats would eventually take a 38-24 halftime lead. Missouri continued to cut into the lead early in the second half as it scored the first five points of the period to trim the Northwestern lead to nine, 38-29. The 'Cats continued to shoot the ball well from 3-point range as triples by Lumpkin and Lindsey made it 44-31. The Tigers continued to battle back, however, closing to within six points on two free throws by Jakeenan Grant with 9:56 remaining. The lead was still six with just over eight minutes left when Demps completed a three-point play to extend the lead to nine. Missouri continued to chip away, getting within 60-55 on a three-point play by Terrence Phillips with 5:32 left. NU was up four when Lumpkin and Olah each hit one of two from the charity stripe before Olah hit a pair to put the 'Cats up 65-57 with 2:07 remaining. But again, Missouri charged back and had a chance to make it a two-point game with 33.6 seconds remaining. Kevin Puryear could only make one of two from the free throw line and Northwestern sealed the game from the line at the other end.

Northwestern 67 • 4-1

#	Player	FG	FGA	FG%	3-PT	3-PTA	3-PT%	Rebounds			PF	TP	A	T	Blk	Stl	Min
								FT	FTA	FT%							
34	Lumpkin, Sanjay	2	4	50.0%	2	3	66.7%	0	2	2	4	9	0	2	0	0	26
35	Falzon, Aaron	1	6	16.7%	1	6	16.7%	0	1	5	6	1	3	2	0	0	21
22	Olah, Alex	2	7	28.6%	1	2	50.0%	3	5	6	3	8	0	1	0	1	25
14	Demps, Tre	5	9	55.6%	0	0	0%	2	3	0	4	11	2	0	0	1	37
30	McIntosh, Bryant	5	8	62.5%	3	4	75.0%	0	3	3	5	13	3	0	0	2	28
01	van Zegeren, Joey	3	3	100%	0	0	0%	2	4	1	5	2	8	0	3	1	0
20	Lindsey, Scottie	1	6	16.7%	1	5	20.0%	0	0	1	1	3	7	1	0	0	25
23	Ash, Jordan	1	1	100%	0	0	0%	0	0	1	1	0	3	0	0	0	6
44	Skelly, Gavin	1	1	100%	0	0	0%	5	0	3	3	7	2	1	0	1	17
Team								1		2		2					
Totals		21-45		46.7%	10-23		43.5%	15-23		5		28		33		20 67 15 14 1 6 200	
FG % 1st Half:		13-25		52.0%	2nd half:		8-20		40.0%		Game:		21-45		46.7%		Deadball
3FG % 1st Half:		7-15		46.7%	2nd half:		3-8		37.5%		Game:		10-23		43.5%		Rebounds
FT % 1st Half:		5-7		71.4%	2nd half:		10-16		62.5%		Game:		15-23		65.2%		

Missouri 62 • 2-3

#	Player	FG	FGA	FG%	3-PT	3-PTA	3-PT%	Rebounds			PF	TP	A	T	Blk	Stl	Min
								FT	FTA	FT%							
24	PURYEAR, Kevin	6	11	54.5%	0	2	0%	4	1	3	4	1	14	1	2	0	0
44	ROSBURG, Ryan	4	9	44.4%	0	0	0%	0	3	6	9	3	8	0	1	0	29
01	PHILLIPS, Terrence	6	11	54.5%	3	6	50.0%	1	1	6	6	5	16	4	1	4	31
12	WRIGHT, Namon	2	6	33.3%	0	2	0%	4	1	2	0	8	3	1	0	0	31
15	CLARK, Wes	1	11	9.1%	1	3	33.3%	2	1	3	4	3	5	4	1	0	31
04	ISABELL, Tramaine	1	4	25.0%	0	1	0%	1	1	1	2	0	0	0	0	0	8
05	ALLEN, D'Angelo	1	1	100%	0	0	0%	0	0	0	0	2	1	0	0	0	5
10	WALTON, K.J.	0	1	0%	0	1	0%	0	0	0	1	1	14	3	1	0	5
23	GANT, Jakeenan	1	1	100%	0	0	0%	2	1	1	3	4	0	0	0	0	5
25	WOODS, Russell	0	0	0%	0	0	0%	0	0	1	1	3	0	0	0	0	12
33	VANLEER, Cullen	1	5	20.0%	1	4	25.0%	0	1	2	2	3	1	0	0	0	15
Team								2		2		3					
Totals		23-60		38.3%	5-18		27.8%	11-17		10		23		23		62 15 9 1 7 200	
FG % 1st Half:		9-24		37.5%	2nd half:		14-36		38.9%		Game:		23-60		38.3%		Deadball
3FG % 1st Half:		1-7		14.3%	2nd half:		4-11		36.4%		Game:		5-18		27.8%		Rebounds
FT % 1st Half:		5-8		62.5%	2nd half:		6-9		66.7%		Game:		11-17		64.7%		

Officials: John Higgins, Tom Eades, Kipp Kissingner

Technical fouls: Northwestern-None. Missouri-None.

Attendance: 13598

CBE Hall of Fame Classic Consolation Game

Score by periods	1st	2nd	Total
Northwestern	38	29	67
Missouri	24	38	62

Points	In	Off	2nd	Fast	Bench
NU	Point	T/O	Chance	Break	
NU	14	16	12	8	11
MU	14	16	12	8	11

Last FG - NU 2nd-05:41, MU 2nd-01:47.

Largest lead - NU by 20:14-07:51, MU by 2:18-00:29.

NU led for 29:11, MU led for 00:20. Game was tied for 00:29.

Score tied - 0 times.

Lead changed - 1 time.

Game 6

NU 90, New Orleans 63
Nov. 28, 2015 • Evanston, Ill.

Scottie Lindsey scored a career-high 26

Game 7 NU 81, Virginia Tech 79 (OT) Dec. 1, 2015 • Blacksburg, Va.

Bryant McIntosh scored 19 points, including hitting a game-winning layup in overtime, and four Wildcats scored in double figures as Northwestern came away with a hard-fought 81-79 victory at Virginia Tech in the Big Ten/ACC Challenge. Tre Demps added 17 points while Sanjay Lumpkin and Nathan Taphorn contributed a season-highs of 12 and 11 points, respectively. Demps had the hot hand early for the Wildcats, scoring the team's first nine points. NU surged out to an early nine-point lead, but the Hokies hung around and closed to within four on numerous occasions. Two free throws by Gavin Skelly gave Northwestern its largest lead of the half, 40-30, with 3:23 to go in the opening stanza. As time expired on the first half, Alex Olah banked in a 3-pointer from the top of the arch, sending the 'Cats into halftime with a 45-36 lead. The Hokies rallied back and tied the score at 58 with 8:45 left on a tip-in by Satchel Pierce, but Taphorn immediately responded with his third 3-pointer to put Northwestern back on top. A triple by McIntosh with 3:19 left put the Wildcats up by six, but Virginia Tech rallied back to tie the game. Demps had a chance to win the game at the end of regulation, but his runner in the lane was off the mark and the teams went into overtime tied 73-73. The Hokies opened overtime with a four-point run, but Lumpkin and McIntosh hit 3-pointers on back-to-back possessions to regain the lead. Then, with the score tied at 79, McIntosh drove in finished a contested layup with 27.4 seconds remaining, which proved to be the game-winner. Virginia Tech had one last chance, but following a scramble, Chris Clarke's rushed baseline jumper was off the mark.

Northwestern 81 • 6-1

#	Player	Total		3-Ptr		Rebounds		PF	TP	A	TO	Blk	Stl	Min			
		FG	FGA	FG	FGA	FT	FTA								Off	Def	
34	Sanjay Lumpkin	5	7	1	2	1	3	2	5	7	3	12	3	0	0	1	35
22	Alex Olah	2	5	1	1	0	1	1	2	3	1	5	1	0	3	0	30
14	Tre Demps	8	21	1	9	0	0	1	5	6	1	17	4	1	0	1	45
20	Scottie Lindsey	1	3	1	2	0	0	0	0	0	3	3	0	3	0	1	12
30	Bryant McIntosh	8	15	2	3	1	2	1	4	5	2	19	4	4	0	3	40
01	Joey van Zegeren	2	3	0	0	0	0	0	1	2	4	4	0	2	1	0	14
23	Jordan Ash	0	1	0	1	0	0	0	0	0	0	0	0	0	0	0	3
32	Nathan Taphorn	4	7	3	5	0	0	1	2	3	2	11	1	0	1	0	21
35	Aaron Falzon	1	3	1	3	3	3	0	5	5	2	6	0	1	0	0	15
44	Gavin Skelly	1	1	0	0	2	2	1	0	1	3	4	1	1	0	0	10
Team																	
Totals		32	67	10	26	7	11	18	28	36	21	81	15	12	5	5	225

FG % 1st Half:	17-30 56.7%	2nd half:	12-29 41.4%	OT:	3-8 37.5%	Game:	32-67 47.8%	Deadball	
3FG % 1st Half:	6-14 42.9%	2nd half:	2-9 22.0%	OT:	2-3 66.7%	Game:	10-26 38.5%	Rebounds	
FT % 1st Half:	5-7 71.4%	2nd half:	2-4 50.0%	OT:	0-0 0.0%	Game:	7-11 63.6%	2	

Virginia Tech 79 • 4-3

#	Player	Total		3-Ptr		Rebounds		PF	TP	A	TO	Blk	Stl	Min			
		FG	FGA	FG	FGA	FT	FTA								Off	Def	
06	Shane Henry	1	0	0	0	0	0	2	2	0	0	0	0	0	4	15	
15	Chris Clarke	4	14	0	0	3	5	7	6	13	1	11	0	2	0	1	25
32	Zach LeDay	0	4	0	1	2	2	0	1	1	2	2	0	1	1	0	17
05	Justin Robinson	0	4	0	1	0	0	1	1	1	1	0	2	1	0	0	8
10	Justin Bibbs	7	11	3	5	0	0	1	2	1	17	1	1	0	0	41	
11	Sevyn Allen	7	15	4	8	0	0	4	4	4	1	25	2	3	0	25	
11	Devlin Wilson	1	3	0	1	2	2	0	1	1	4	4	5	1	0	1	31
21	Satchel Pierce	2	2	0	0	2	2	2	5	7	1	6	0	0	0	0	19
22	Johnny Hamilton	0	0	0	0	0	0	0	0	0	0	0	0	0	0	2	
23	Jalen Hudson	3	6	0	0	2	4	2	4	6	2	4	1	0	0	0	25
24	Kerry Blackshear Jr.	3	7	0	0	0	1	2	3	2	6	0	2	1	0	18	
Team																	
Totals		27	66	7	17	18	23	14	28	42	15	79	10	12	2	4	225

FG % 1st Half:	12-33 36.4%	2nd half:	12-25 48.0%	OT:	3-8 37.5%	Game:	27-66 40.9%	Deadball	
3FG % 1st Half:	4-9 44.4%	2nd half:	3-5 60.0%	OT:	0-2 0.0%	Game:	7-17 41.2%	Rebounds	
FT % 1st Half:	8-10 80.0%	2nd half:	4-4 100%	OT:	0-0 0.0%	Game:	18-23 78.3%	2	

Officials: Tim Nestor, Roger Ayers, Tim Clougherty
Technical fouls: Northwestern-None, Virginia Tech-None.
Attendance: 4879

Score by periods	1st	2nd	OT	Total	Points	In	Off	2nd	Fast
	25	28	8	81	NU	14	16	16	8
Northwestern	45	28	8	81	NU	14	16	16	8
Virginia Tech	36	37	6	79	VT	28	16	16	8

Last FG - NU 0T-00:27, VT 0T-02:23.
Largest lead - NU by 10 10:23:23, VT by 4 0T-03:47.
NU led for 38:39, VT led for 02:27. Game was tied for 03:54.
Score tied - 3 times.
Lead changed - 4 times.

Game 8 NU 81, SIU Edwardsville 56 Dec. 5, 2015 • Evanston, Ill.

Alex Olah scored 21 points and grabbed eight rebounds, Aaron Falzon added 17 points and Northwestern outrebounded SIU Edwardsville 45-31 on the way to an 81-56 win at Welsh-Ryan Arena. The 'Cats nearly doubled up SIUE on points in the paint with a 40-22 advantage. NU finished with 11 blocked shots in the contest—one shy of the team single-game record—with Joey van Zegeren leading the way with five. Though the 'Cats missed their first six 3-point attempts, they led 18-13 with eight minutes left in the half. Eleven of those points came from Olah, who also added two first-half blocks. Falzon capped an 8-2 run with Northwestern's first triple of the game, extending the advantage to 29-15 with 4:25 remaining in the first half. However, the Cougars crept back within seven before eventually trailing 35-26 at the intermission. Consecutive 3-pointers by Falzon to open the second half helped the Wildcats extend their lead to a comfortable margin. SIUE hung around and was within 12 with 12:30 to go, but triples by Nathan Taphorn and Tre Demps ignited an 18-6 surge by the Wildcats over a seven and a half minute span that extended the advantage to 24 and put the game out of reach. Northwestern converted on 18 of its 27 second-half field goals (66.7 percent) to help it pull away. The Wildcats assisted on 24 of their 30 field goals in the contest paced by eight from Bryant McIntosh, while Demps matched a career high with seven assists. Sanjay Lumpkin led Northwestern's dominating edge on the boards by pulling down a game-high nine rebounds.

SIU Edwardsville 56 • 1-7

#	Player	Total		3-Ptr		Rebounds		PF	TP	A	TO	Blk	Stl	Min			
		FG	FGA	FG	FGA	FT	FTA								Off	Def	
45	SIMMONS, Keenan	3	5	0	0	2	4	4	3	7	4	8	0	0	1	29	
12	MAKANJUOLA, Yemi	1	4	0	0	0	0	2	2	2	5	2	1	2	0	9	
1	ESLIK, Burak	3	10	2	5	5	6	1	2	3	1	13	3	0	0	35	
10	ANDERSON, Carlos	3	8	1	2	0	0	1	2	3	3	7	2	0	0	27	
4	CARR, C.J.	3	8	0	2	0	0	3	3	3	2	6	1	0	0	25	
2	THORNTON, Devin	3	4	2	3	0	2	1	1	2	1	2	0	1	0	16	
3	WHEELER, Connor	1	3	0	0	0	0	4	2	4	2	2	0	1	0	18	
24	HENRY, Jalen	1	6	0	0	0	1	0	1	1	2	2	0	1	0	12	
5	FLORENTINOS, Grant	2	10	0	0	4	4	0	4	0	4	8	0	0	0	29	
Team																	
Totals		20	58	5	12	11	16	9	22	31	24	56	14	7	5	2	200

FG % 1st Half:	9-25 36.0%	2nd half:	11-33 33.3%	Game:	20-58 34.5%	Deadball	
3FG % 1st Half:	4-9 44.4%	2nd half:	3-7 42.9%	Game:	5-12 41.7%	Rebounds	
FT % 1st Half:	9-10 90.0%	2nd half:	6-6 100%	Game:	11-16 68.8%	2	

Northwestern 81 • 7-1

#	Player	Total		3-Ptr		Rebounds		PF	TP	A	TO	Blk	Stl	Min			
		FG	FGA	FG	FGA	FT	FTA								Off	Def	
20	Lindsey, Scottie	2	5	0	0	0	0	0	0	0	1	4	2	1	0	14	
34	Lumpkin, Sanjay	2	2	0	0	0	0	2	7	9	4	4	1	2	0	23	
22	Olah, Alex	9	15	0	1	3	6	3	5	8	2	21	1	0	2	23	
14	Demps, Tre	1	3	1	3	0	0	1	1	1	3	7	3	0	0	11	
30	McIntosh, Bryant	3	6	0	2	5	7	0	3	3	1	11	8	1	0	33	
1	van Zegeren, Joey	2	4	0	0	2	2	6	8	4	6	0	5	0	16		
23	Ash, Jordan	0	0	0	0	0	0	1	1	1	0	0	0	0	0	9	
32	Taphorn, Nathan	3	5	3	4	0	0	1	1	1	2	9	0	1	0	11	
25	Falzon, Aaron	5	10	2	2	1	2	3	2	17	2	17	2	1	2	24	
44	Skelly, Gavin	1	3	0	0	0	1	3	4	0	2	1	0	1	0	18	
Team																	
Totals		30	58	9	22	12	23	14	31	45	20	81	24	10	11	2	200

FG % 1st Half:	12-31 38.7%	2nd half:	18-27 66.7%	Game:	30-58 51.7%	Deadball	
3FG % 1st Half:	3-5 60.0%	2nd half:	7-13 53.8%	Game:	10-22 45.5%	Rebounds	
FT % 1st Half:	9-15 60.0%	2nd half:	3-3 100%	Game:	12-23 52.2%	2	

Officials: Lamont Simpson, Bobby Daw, Donnie Olson
Technical fouls: SIU Edwardsville-None, Northwestern-None.
Attendance: 6318

Score by periods	1st	2nd	Total	Points	In	Off	2nd	Fast
	26	30	56	SIUE	22	7	13	3
Northwestern	26	30	56	SIUE	22	7	13	3
Northwestern	35	46	81	NU	40	7	9	4

Last FG - SIUE 2nd-00:11, NU 2nd-01:25.
Largest lead - SIUE by 1 14:19:26, NU by 27 2nd-01:25.
SIUE led for 01:09, NU led for 38:33. Game was tied for 00:18.
Score tied - 0 times.
Lead changed - 2 times.

Game 9 NU 77, Chicago State 35 Dec. 13, 2015 • Evanston, Ill.

Tre Demps matched a career high with 23 points and established new bests with nine rebounds and five 3-pointers as Northwestern rolled to a 77-35 victory over Chicago State at Welsh-Ryan Arena. The Wildcats held the Cougars to 25 percent shooting from the field, including 1-of-19 from 3-point range. Meanwhile, Northwestern knocked down a season-high 15 triples in the contest. Playing their first game in eight days, the Wildcats got off to a slow start and held a slim 16-13 lead with eight minutes left in the first half. However, NU kicked things into gear and finished the half on a 15-2 run to lead 31-15 at the break. Demps finished the opening 20 minutes of play with 13 points and six rebounds. The intermission didn't do anything to slow the Wildcats down as they opened the second half by scoring 25 of the first 31 points, making it a 40-8 run spanning both halves. Northwestern would knock down 10 triples and shoot 60 percent following halftime as it pulled away for the easy win. Nathan Taphorn connected on a trio of 3-pointers in matching a season high with 11 points. The Wildcats assisted on 24 of their 30 made field goals with Bryant McIntosh leading the way with six helpers. Chicago State entered the game 10th in the nation forcing 18.2 turnovers per game, but NU coughed the ball up only eight times in the contest. The Cougars' 35 points matched a low for a Northwestern opponent under head coach Chris Collins and equaled the low for an NU foe in 17 years. The Wildcats posted a 15-2 edge in fastbreak points.

Chicago State 35 • 3-8

#	Player	Total		3-Ptr		Rebounds		PF	TP	A	TO	Blk	Stl	Min			
		FG	FGA	FG	FGA	FT	FTA								Off	Def	
0	Adekoya, Jawad	4	13	1	5	0	0	2	1	3	1	9	0	2	0	1	23
15	Palmer, Trayvon	1	6	0	2	0	0	2	5	7	1	2	0	5	0	0	28
0	Madrid-Andrews, J.	1	0	0	1	0	0	1	0	1	1	0	0	0	0	12	
21	Batson, Joshua	0	4	0	1	0	0										

Game 10 NU 78, Mississippi Valley State 48 Dec. 15, 2015 • Evanston, Ill.

Alex Olah scored a game-high 21 points and grabbed 11 rebounds for his 10th career double-double, and Northwestern picked up its ninth win of the season, beating Mississippi Valley State, 78-48, at Welsh-Ryan Arena. The Wildcats' 9-1 start matches the best 10-game stretch to open a season since 2011-12. Northwestern went to Olah early and often as the senior center scored 11 of the Wildcats' first 15 points. He shot 8-11 over the course of the game, including making all six of his first-half shots. Olah was joined in double figures by Bryant McIntosh (14), Tre Demps (13) and Aaron Falzon (12). McIntosh handed out eight assists to go along with four rebounds and two steals. Falzon hit four of Northwestern's seven three-pointers. Northwestern really asserted itself in the second half, outscoring Mississippi Valley State, 41-21 and proving especially dominant in the paint using a 36-22 advantage to build a comfortable lead in the second half. Chicago's Big Ten Team led by 10 at halftime despite shooting 48 percent and holding the Delta Devils to just 28 percent from the field. Mississippi Valley State put up 39 shots compared to only 25 from Northwestern in the first 20 minutes. Defense remained crucial for the Wildcats, as they held the Delta Devils to just 29 percent shooting for the game. Northwestern has held five of its first 10 opponents to under 30 percent from the field. A 28-5 run midway through the second half allowed the Wildcats to extend the lead to a game-high 30 and pull away from the Delta Devils for good. Northwestern pulled down 53 rebounds in the contest, their highest single-game total in 17 years. After turning the ball over nine times in the first half, the Wildcats coughed it up only two times following the intermission while assisting on 21 of their 26 field goals in the contest.

Mississippi Valley State 48 • 0-12

#	Player	Total		3-Ptr		Rebounds			PF	TP	A	TO	Blk	Stl	Min		
		FG	FGA	FG	FGA	FT	FTA	Off								Def	Tot
22	Michael Matlock	1	3	0	0	1	2	1	4	5	3	3	1	0	0	18	
23	Latrell Love	1	5	0	0	1	3	1	0	1	2	3	0	0	1	19	
3	Darnian Young	1	4	1	1	0	1	0	4	1	2	2	1	1	3	14	
1	Marcus Romain	6	19	0	1	2	6	2	6	8	1	14	2	1	1	34	
0	Isaac Williams	4	13	1	6	2	3	2	2	4	2	11	0	1	0	28	
0	Vacha Vaughn	0	4	0	0	0	0	1	5	2	0	2	0	0	0	14	
10	Ta'Jay Henry	1	3	0	0	0	0	1	2	3	4	2	0	0	1	14	
11	Kylan Phillips	4	8	0	2	0	0	1	1	2	8	3	1	0	2	22	
13	Jabari Alex	0	1	0	0	0	0	0	0	0	0	0	1	0	1	7	
15	Dwain Whitfield	0	0	0	0	0	0	0	0	0	0	0	0	0	0	6	
2	Ronald Strother, Jr.	0	1	0	1	0	0	2	2	0	0	0	0	1	0	6	
20	Dusan Langura	0	0	0	0	0	0	0	0	0	1	2	0	0	0	3	
31	Amir Savon	0	1	0	0	0	0	0	1	1	3	0	0	0	0	3	
5	Rashaan Surlis	1	1	1	1	0	0	1	1	1	3	0	0	0	1	10	
	Team					5	1	6				1					
	Totals	20	69	2	13	6	15	17	25	42	22	48	11	10	4	8	200
	FG % 1st Half:	11-39	28.2%	2nd half:	9-30	30.0%	Game:	20-69	29.0%								Deadball Rebounds
	3FG % 1st Half:	1-7	14.3%	2nd half:	1-6	16.7%	Game:	2-13	15.4%								2
	FT % 1st Half:	5-9	55.6%	2nd half:	2-4	50.0%	Game:	7-15	46.7%								

Northwestern 78 • 9-1

#	Player	Total		3-Ptr		Rebounds			PF	TP	A	TO	Blk	Stl	Min		
		FG	FGA	FG	FGA	FT	FTA	Off								Def	Tot
34	Lumpkin, Sanjay	2	4	0	2	2	2	4	4	8	4	6	2	2	2	23	
35	Falzon, Aaron	4	9	4	9	0	0	6	6	3	12	1	2	0	0	24	
22	Olah, Alex	8	11	0	1	5	7	2	9	11	3	21	2	2	3	26	
14	Demps, Tre	4	13	1	5	4	5	0	4	4	13	2	0	0	0	34	
20	McIntosh, Bryant	5	12	1	5	3	3	0	2	4	14	8	3	0	2	32	
20	Lindsey, Scottie	0	4	0	2	3	4	2	5	7	3	3	1	2	0	18	
23	Ash, Jordan	0	0	0	0	0	0	0	0	0	0	2	1	0	11		
33	Taphorn, Nathan	2	5	1	4	1	2	2	3	5	6	2	0	3	1	18	
44	Skelly, Gavin	1	2	0	0	1	2	1	2	3	3	0	1	2	0	14	
	Team					3	2	5									
	Totals	26	60	7	28	19	27	14	39	53	19	78	21	11	10	4	200
	FG % 1st Half:	12-25	48.0%	2nd half:	14-35	40.0%	Game:	26-60	43.3%								Deadball Rebounds
	3FG % 1st Half:	2-12	16.7%	2nd half:	5-16	31.3%	Game:	7-28	25.0%								3
	FT % 1st Half:	11-16	68.8%	2nd half:	11-11	72.7%	Game:	19-27	70.4%								

Officials: Gene Steratore, Lewis Garrison, Rob Kueneman
Technical fouls: Mississippi Valley State-None, Northwestern-None.
Attendance: 5704

Score by periods

	1st	2nd	Total
Mississippi Valley State	27	21	48
Northwestern	37	41	78

Last FG - MVSUMB 2nd-01:47, NU 2nd-02:36.
Largest lead - MVSUMB none, NU by 30 2nd-02:36.
MVSUMB led for 00:00, NU led for 37:18. Game was tied for 02:35.

Score tied - 2 times.
Lead changed - 0 times.

Game 11 NU 78, DePaul 70 (OT) Dec. 19, 2015 • Rosemont, Ill.

Aaron Falzon hit a pair of clutch 3-pointers in overtime as Northwestern improved to 3-0 in OT games this season with a 78-70 win over DePaul at Allstate Arena. Falzon was 0-of-6 from the field and 3-point range in the contest, but his triple with 3:33 remaining in the extra session gave NU the lead for good. His connected a second time from behind the arch with 38 seconds left to push the lead from five to eight and seal the victory. The 'Cats came into the game averaging 10.1 3-pointers per game but had hit on only four of their 25 attempts prior to Falzon's clutch baskets. Tre Demps led Northwestern with 18 points, 7 rebounds and 4 assists. Sanjay Lumpkin contributed 14 points and 7 rebounds apiece. Lumpkin scored the Wildcats' first seven points of the game but no one else on the team was able to get things going in the first half. DePaul led by as many as five in the opening stanza before taking a 30-29 lead at the break. The Blue Demons' advantage eventually grew to seven, 43-36, just over four minutes in to the second half. Demps led the NU comeback, scoring 13 points in the second period after posting only two in the first. The 'Cats were down six until Demps hit a big 3-pointer with 4:21 to cut the deficit in half. Northwestern still trailed by three with a minute and a half left before McIntosh scored on a layup and Lumpkin hit one of two from the free throw line with 47.4 seconds left to tie the game. The 'Cats had a chance to win it at the end of regulation, but jumpers by Scottie Lindsey and Demps were off the mark. However, Falzon's timely baskets in overtime helped Northwestern improve to 10-1.

Northwestern 78 • 10-1

#	Player	Total		3-Ptr		Rebounds			PF	TP	A	TO	Blk	Stl	Min		
		FG	FGA	FG	FGA	FT	FTA	Off								Def	Tot
35	Falzon, Aaron	2	8	2	8	0	0	5	5	1	6	0	1	0	0	21	
22	Olah, Alex	5	10	0	0	4	4	1	6	7	4	14	2	1	2	33	
14	Demps, Tre	7	20	1	6	3	4	2	5	7	0	18	4	0	1	43	
20	McIntosh, Bryant	4	14	1	5	4	4	1	4	5	2	13	8	0	0	45	
34	Lumpkin, Sanjay	5	7	1	3	4	3	7	4	14	1	1	1	0	0	35	
10	Hall, Charlie	0	0	0	0	0	0	0	0	0	0	0	0	0	0	0	
20	Lindsey, Scottie	2	6	1	4	0	0	4	4	5	1	0	0	0	0	17	
23	Ash, Jordan	0	0	0	0	0	0	0	0	0	0	0	0	0	0	0	
33	Taphorn, Nathan	2	5	1	4	1	2	1	1	2	4	3	0	1	0	14	
44	Skelly, Gavin	1	1	0	0	3	4	2	2	4	5	0	1	0	0	17	
	Team					2	3	5									
	Totals	27	69	6	27	18	21	13	33	46	24	78	16	5	2	1	225
	FG % 1st Half:	11-32	34.4%	2nd half:	11-30	36.7%	OT:	5-7	71.4%	Game:	27-69	39.1%					Deadball Rebounds
	3FG % 1st Half:	2-13	15.4%	2nd half:	1-13	7.7%	OT:	2-5	40.0%	Game:	3-27	11.1%					2
	FT % 1st Half:	5-5	100.0%	2nd half:	8-10	80.0%	OT:	5-6	83.3%	Game:	18-21	85.7%					

DePaul 70 • 5-6

#	Player	Total		3-Ptr		Rebounds			PF	TP	A	TO	Blk	Stl	Min		
		FG	FGA	FG	FGA	FT	FTA	Off								Def	Tot
04	Henry, Myke	7	16	2	4	8	10	2	6	8	2	24	2	1	0	36	
30	Ryckbosch, Peter	0	0	0	0	0	0	1	2	1	0	0	0	0	0	7	
05	Garrett, Billy	2	10	0	5	3	3	0	4	4	7	2	1	0	0	24	
11	Cain, Eli	1	2	1	1	0	0	1	1	3	3	0	1	0	0	8	
15	Simpson, Aaron	5	13	3	6	0	3	5	8	2	13	1	0	0	0	41	
01	Wood, Darriick	4	12	1	4	1	1	3	4	1	9	3	1	0	0	22	
02	Hamilton, Tommy	3	8	1	4	1	2	3	4	7	10	0	1	0	0	35	
03	Stimac, Rashaun	0	0	0	0	0	0	3	3	2	2	0	0	0	0	14	
23	Gazzi, Erten	0	2	0	2	2	2	3	5	4	2	5	2	0	0	38	
	Team					0	0	0	0	0	0	1					
	Totals	23	66	7	23	17	25	15	30	45	20	70	13	8	2	1	225
	FG % 1st Half:	10-28	35.7%	2nd half:	10-29	34.5%	OT:	3-9	33.3%	Game:	23-66	34.8%					Deadball Rebounds
	3FG % 1st Half:	6-11	54.5%	2nd half:	4-11	36.4%	OT:	1-6	16.7%	Game:	7-23	30.4%					3
	FT % 1st Half:	4-10	40.0%	2nd half:	11-13	84.6%	OT:	2-2	100.0%	Game:	17-25	68.0%					

Officials: John Gaffney, Bo Boroski, Earl Walton
Technical fouls: Northwestern-None, DePaul-None.
Attendance: 6351

Score by periods

	1st	2nd	OT	Total
DePaul	23	32	15	70
Northwestern	30	31	9	70

Last FG - NU OT-00:38, DePaul OT-00:04.
Largest lead - NU by 9 OT-00:14, DePaul by 7 2nd-15:47.
NU led for 10:37, DePaul led for 30:31. Game was tied for 03:52.

Score tied - 8 times.
Lead changed - 9 times.

Game 12 NU 103, Sacred Heart 67 Dec. 21, 2015 • Evanston, Ill.

Alex Olah scored a team-high 21 points and surpassed 1,000 for his career as Northwestern rolled to a 103-67 victory over Sacred Heart at Welsh-Ryan Arena. Tre Demps contributed 17 points while Bryant McIntosh posted a career-high 10 assists. The Wildcats' point total was their highest in a game in 25 years while their .610 field goal percentage was a season high. Meanwhile, the team's 15 3-point field goals matched a season high. Northwestern held a slim 18-15 lead eight minutes into the contest when it finally got things going on the offensive end. A 13-2 run over an eight-minute span extended the advantage to 34-17 with just under five minutes to go in the opening stanza. The Wildcats would eventually take a 48-32 halftime lead following McIntosh's buzzer-beating 3-pointer. Sacred Heart managed to hang around, trailing by 14—55-41—three minutes into the second half. However, Northwestern's offense exploded as it went on a 23-5 run over a seven-minute span to extend the lead to 32. The 'Cats eventually surpassed 100 points for the second time in head coach Chris Collins' three seasons when Jordan Ash hit a 3-pointer with 2:23 remaining. Northwestern assisted on 30 of its 36 field goals in the contest and posted a 40-4 advantage in bench points. Five different NU players scored in double figures while two others finished with nine. Northwestern connected on 21 of its 32 field goal attempts in the second half (65.6 percent) as it scored 55 points following the intermission.

Sacred Heart 67 • 1-9

#	Player	Total		3-Ptr		Rebounds			PF	TP	A	TO	Blk	Stl	Min
		FG	FGA	FG	FGA	FT	FTA	Off							

Game 13 NU 74, Loyola (Md.) 59 Dec. 27, 2015 • Evanston, Ill.

Northwestern shook off a slow start to wrap up the nonconference portion of its season with a victory as it defeated Loyola (Md.) 74-59 at Welsh-Ryan Arena. Playing without the services of senior center Alex Olah, the Wildcats got off to a slow start. The Greyhounds scored the first nine points of the game and were ahead 20-6 with under seven minutes remaining in the opening half. Bryant McIntosh kept Northwestern in the game as he scored 12 first-half points, but the Wildcats trailed 33-22 at the intermission as the team connected on only seven of its 20 field goal attempts over the opening 20 minutes of play. The deficit was 12 with 17 minutes remaining when the Wildcats finally were able to get things going. A second consecutive basket by freshman Dererk Pardon—who was appearing in his first collegiate game—got an 18-4 run started. Pardon's third basket of the half cut the deficit to three before fellow freshman Aaron Falzon tied the game, 42-42, with a 3-pointer with 13:08 remaining. Northwestern's advantage was one, 49-48, with under 10 minutes left when back-to-back triples by Scottie Lindsey and McIntosh gave the hosts some breathing room. The duo followed with consecutive layups to extend the cushion to 11, 59-48, with seven minutes to go and Northwestern never led by less than nine the rest of the way. McIntosh finished with a career-high 33 points to go along with 8 assists to pace the Wildcats. Lindsey contributed 14 points off the bench and NU shot 65.6 percent (21-32) from the field in the second half en route to tallying 52 points following the break. After missing their first six 3-point attempts in the contest, the 'Cats connected on eight of final 11 tries from behind the arch.

Loyola (Md.) 59 • 1-10

#	Player	Total		3-Ptr	Rebounds			PF	TP	A	TO	Blk	Stl	Min
		FG	FGA		FT	FTA	Off							
13	Rassman, Franz	f	5-10	1-4	0-0	1	5	6	4	11	0	1	0	25
21	Jones, Jarred	f	4-6	0-0	0-0	2	3	5	2	8	2	3	1	24
35	Barnard, Chancellor	f	1-5	0-0	0-2	2	1	3	2	4	0	0	1	23
2	Walker, Andre	g	5-12	2-6	3-4	0	5	5	2	15	7	1	0	35
23	Hubbard, Tyler	g	3-11	2-8	0-0	0	2	2	1	8	2	0	0	28
11	Gorski, Nick	g	1-1	0-0	0-0	0	0	0	1	2	0	0	0	15
11	Tuohy Jr., Sean	g	0-0	0-0	0-0	0	0	0	0	0	0	0	0	1
22	Gregory, Cam	g	2-3	0-0	3-4	1	0	1	1	7	3	1	0	19
25	Fives, James	g	0-3	0-2	0-0	0	2	2	3	0	0	0	0	12
4	Provo, Nevell	g	1-1	0-0	0-0	0	0	0	0	2	2	0	0	6
5	Laster, Eric	g	1-5	0-2	0-0	1	0	1	3	2	0	0	0	22
	Team													
	Totals		23-57	5-23	8-10	9	21	30	19	59	16	7	2	77

FG % 1st Half:	13-28	46.4%	2nd half:	10-29	34.5%	Game:	23-57	40.4%	Deat	
3FG % 1st Half:	4-13	30.8%	2nd half:	1-10	10.0%	Game:	5-23	21.7%	Rebound	1
FT % 1st Half:	3-4	75.0%	2nd half:	5-6	83.3%	Game:	8-10	80.0%		

Northwestern 74 • 1-21

#	Player	Total		3-Ptr	Rebounds			PF	TP	A	TO	Blk	Stl	Min
		FG	FGA		FT	FTA	Off							
34	Lumpkin, Sanjay	f	1-5	0-1	0-0	0	8	8	1	2	0	0	0	31
35	Falzon, Aaron	f	2-6	2-6	0-0	0	0	0	1	6	0	0	1	16
1	van Zegeren, Joey	c	3-5	0-0	0-3	3	2	5	1	6	1	1	3	17
14	Demps, Tre	g	3-9	0-1	1-2	0	3	3	0	7	7	1	0	37
30	McIntosh, Bryant	g	11-15	3-3	9-9	0	3	3	3	22	8	4	0	39
20	Lindsey, Scottie	g	5-6	3-3	1-1	2	2	4	1	14	1	1	0	22
23	Taphorn, Nathan	g	0-2	0-1	0-0	0	1	1	0	0	0	1	0	3
44	Skelly, Gavin	g	0-1	0-0	0-0	0	1	1	0	0	0	1	0	12
5	Pardon, Dererk	g	3-3	0-0	0-2	2	2	4	2	6	0	1	1	23
	Team													
	Totals		28-52	8-17	10-17	7	26	33	9	74	17	10	6	200

FG % 1st Half:	7-20	35.0%	2nd half:	21-32	65.6%	Game:	28-52	53.8%	Deat	
3FG % 1st Half:	1-7	14.3%	2nd half:	7-10	70.0%	Game:	8-17	47.1%	Rebound	3
FT % 1st Half:	7-12	58.3%	2nd half:	3-5	60.0%	Game:	10-17	58.8%		

Officials: Bill Ek, Brian Dorsey, Lewis Garrison
Technical fouls: Loyola (Md.)-None. Northwestern-None.
Attendance: 6401

Score by periods	1st	2nd	Total	Points	In	Off	2nd	Fast	Bench
				LOVOLA	Point	T/O	Chance	Break	
Loyola (Md.)	33	26	59	18	12	10	6	13	12
Northwestern	22	52	74	38	12	11	6	20	10

Last FG - LOVOLA 2nd-01:10, NU 2nd-00:41.
Largest lead - LOVOLA by 14 1st-09:12, NU by 15 2nd-03:13.
LOVOLA led for 25:20, NU led for 11:13. Game was tied for 03:27.
Score tied - 2 times.
Lead changed - 1 time.

Game 14 NU 81, Nebraska 72 Dec. 30, 2015 • Lincoln, Neb.

Northwestern earned its second double-digit winning streak in school history as it rallied back in the second half for an 81-72 victory at Nebraska in the Big Ten opener for both teams. The Wildcats trailed by as many as 12 points in the second half but surged back for the victory behind a 28-point, 12-rebound performance from freshman Dererk Pardon who was appearing in just his second collegiate game. The Wildcats trailed by as many as six in the first half before freshman Aaron Falzon led the visitors back as he hit three consecutive 3-pointers, the last of which put NU in front 26-22 with just under eight minutes left in the first half. Northwestern lead 35-30 with 2:46 to go following a triple by Tre Demps, but Nebraska scored the final eight points of the stanza to take a three-point lead at the break. The Cornhuskers knocked down seven 3-pointers over the opening 20 minutes of play, surpassing their season average for a game. Nebraska's lead grew to 12 points, 51-39, 2:17 into the second half before the Wildcats rallied back. NU chipped away and eventually tied the game, 60-60, on a Scottie Lindsey 3-pointer with 7:09 to go. Nebraska was up by three when Bryant McIntosh connected on a jumper and then Pardon followed with a putback slam that put Northwestern in front for good with 4:03 left. The lead was three when Pardon connected on a pair of free throws with 1:33 remaining. The Huskers hit one of two from the charity stripe on the other end before Pardon scored with a minute left to extend the lead to six and help seal the win. Pardon totaled 23 points and 11 rebounds after halftime and connected on 11 of 14 field goals in the contest in posting his first career double-double.

Northwestern 81 • 13-1, 1-0

#	Player	Total		3-Ptr	Rebounds			PF	TP	A	TO	Blk	Stl	Min
		FG	FGA		FT	FTA	Off							
34	Lumpkin, Sanjay	f	0-1	0-1	0-0	2	5	7	3	0	0	2	0	32
35	Falzon, Aaron	f	4-6	4-6	0-0	1	3	4	0	12	0	1	0	24
01	van Zegeren, Joey	c	1-3	0-0	0-0	1	2	3	1	2	0	1	0	11
14	Demps, Tre	g	6-16	3-7	2-4	0	4	4	0	17	4	0	0	36
30	McIntosh, Bryant	g	4-14	0-5	3-3	2	0	2	0	11	8	1	0	37
05	Pardon, Dererk	g	11-14	0-0	6-8	7	5	12	4	28	0	0	1	29
20	Lindsey, Scottie	g	3-4	3-4	0-0	0	3	3	1	9	1	1	0	20
23	Ash, Jordan	g	0-0	0-0	0-0	0	0	0	0	0	0	0	0	0+
32	Taphorn, Nathan	g	0-0	0-0	0-0	0	0	0	0	0	0	0	0	0+
44	Skelly, Gavin	g	0-0	0-0	0-0	0	1	1	2	0	1	0	0	8
	Team													
	Totals		29-58	10-23	13-17	14	26	40	11	81	14	7	1	31

FG % 1st Half:	13-29	44.8%	2nd half:	16-29	55.2%	Game:	29-58	50.0%	Deat	
3FG % 1st Half:	5-13	38.5%	2nd half:	5-10	50.0%	Game:	10-23	43.5%	Rebound	2
FT % 1st Half:	4-6	66.7%	2nd half:	9-11	81.8%	Game:	13-17	76.5%		

Nebraska 72 • 8-6, 0-1

#	Player	Total		3-Ptr	Rebounds			PF	TP	A	TO	Blk	Stl	Min
		FG	FGA		FT	FTA	Off							
12	Jacobson, Michael	f	3-4	0-0	1-1	3	1	4	5	7	0	0	1	18
13	Shields, Shavon	f	4-12	0-3	1-1	2	2	4	2	9	2	3	0	37
03	White III, Andrew	g	8-15	0-8	8-9	0	3	3	3	22	8	4	0	39
09	Watson Jr., Glynn	g	1-5	0-1	0-0	0	1	1	3	2	4	0	0	15
23	Parker, Benny	g	6-12	5-10	0-0	0	5	5	2	17	7	1	0	24
00	Webster, Tai	g	3-7	1-2	4-5	2	1	3	0	11	1	0	0	30
10	McVeigh, Jack	g	0-2	0-2	0-0	0	2	2	0	0	2	0	0	13
30	Falton, Nick	g	0-1	0-0	0-0	1	0	1	2	0	0	1	0	7
30	Morrow Jr., Ed	g	2-3	0-0	0-0	0	0	0	1	4	0	1	0	13
	Team													
	Totals		27-60	11-26	7-8	8	17	25	16	72	18	6	3	31

FG % 1st Half:	15-31	48.4%	2nd half:	12-29	41.4%	Game:	27-60	45.0%	Deat	
3FG % 1st Half:	7-15	46.7%	2nd half:	6-11	54.5%	Game:	11-26	42.3%	Rebound	0
FT % 1st Half:	1-1	100.0	2nd half:	6-7	85.7%	Game:	7-8	87.5%		

Officials: Gene Stratorone, Lamont Simpson, Chris Beaver
Technical fouls: Northwestern-None. Nebraska-None.
Attendance: 14924
Actual Attendance: 12,657

Score by periods	1st	2nd	Total	Points	In	Off	2nd	Fast	Bench
				NEB	Point	T/O	Chance	Break	
Northwestern	35	46	81	32	10	19	6	39	29
Nebraska	38	34	72	22	14	15	2	15	15

Last FG - NU 2nd-01:00, NEB 2nd-00:29.
Largest lead - NU by 9 2nd-00:18, NEB by 12 2nd-17:43.
NU led for 13:16, NEB led for 23:30. Game was tied for 03:14.
Score tied - 5 times.
Lead changed - 5 times.

Game 15 #4/4 Maryland 72, NU 59 Jan. 2, 2016 • Evanston, Ill.

Bryant McIntosh posted 17 points, 9 assists, 5 rebounds and 3 steals, but Northwestern couldn't overcome a cold shooting performance from 3-point range in dropping their Big Ten home opener to fourth-ranked Maryland 72-59 at Welsh-Ryan Arena. The Wildcats came into the game averaging 10.0 3-point field goals per contest, but connected on only two of their 20 attempts against the Terrapins. Uncharacteristic turnovers early in the contest allowed Maryland to jump out to an early advantage. Northwestern was within 17-11 just beyond the midway point of the opening half when the visitors went on a run to open up a big lead. A 21-5 surge by the Terrapins expanded their advantage to 22 points before eventually taking a 40-20 halftime lead. The Wildcats shot only 32 percent from the field over the opening 20 minutes of play and committed eight turnovers to only one for Maryland. Northwestern was much more effective following the intermission and appeared primed to make a charge on multiple occasions. The Wildcats got to within 14 on three occasions with plenty of time remaining, but each time a 3-pointer by the Terrapins helped quell the Northwestern surge and silence the large contingent in attendance. All-America candidate Melo Trimble posted 24 points, 8 assists and 8 rebounds to pace Maryland while Rasheed Sulaimon contributed 16 points, 6 assists and 6 rebounds. Northwestern managed to post a convincing 38-24 edge in points in the paint paced by centers Joey van Zegeren and Dererk Pardon who posted 8 points apiece.

Maryland 72 • 13-1, 2-0 BIG

#	Player	Total		3-Ptr	Rebounds			PF	TP	A	TO	Blk	Stl	Min
		FG	FGA		FT	FTA	Off							
10	Jake Layman	f	4-8	1-4	0-1	2	6	8	3	9	2	6	2	32
35	Darnotte Dodd	f	0-0	0-0	0-0	1	1	2	4	0	0	0	0	10
4	Robert Carter	f	3-12	0-3	2-6	2	3	5	3	17	9	3	0	29
0	Rasheed Sulaimon	g	6-9	4-6	0-0	0	6	6	1	16	6	1	1	34
2	Melo Trimble	g	8-16	5-12	3-3	0	8	8	3	24	8	0	1	28
11	Jaylen Brantley	g	1-1	0-0	0-0	0	0	0	0	1	2	0	0	6
11	Jared Nickens	g	1-8	1-6	0-0	0	2	2	1	3	2	0	0	22
13	Ivan Bender	g	0-0	0-0	0-0	0	0	0	0	0	0	0	0	1

Game 16

Ohio State 65, NU 56

Jan. 6, 2016 • Evanston, Ill.

Bryant McIntosh scored 15 points and Dererk Pardon pulled down 14 rebounds but Northwestern succumbed to a late Ohio State run in falling 65-56 at Welsh-Ryan Arena. The Wildcats trailed 51-50 following a 3-pointer by Aaron Falzon with 6:03 remaining, but the Buckeyes responded with a 14-3 run over the next four minutes to pull away. Four days after a cold shooting performance from 3-point range against Maryland (2 for 20), NU continued to struggle from behind the arch against Ohio State. Northwestern missed its first 11 3-point attempts during the first half vs. OSU. Despite the struggles, the 'Cats were in front 10-6 following a layup by Tre Demps six and a half minutes into the contest. With the game tied 17-17 with six minutes to go in the half, Ohio State rattled off nine straight points to go up 26-17 with four minutes remaining. A pair of buckets by Gavin Skelly helped spark a Northwestern comeback. A triple by Demps finally got the lid off for NU before Nathan Taphorn drilled a 3-pointer out of the corner in the closing seconds of the first half as the Wildcats closed the stanza on a 10-0 run to take a 27-26 lead at the break. The second period started well for Northwestern when Joey van Zegeren converted a three-point play to push the lead to four. The teams would battle back and forth throughout the majority of the stanza. Ohio State was up by three when McIntosh drilled a 3-pointer from the top of the key to tie the game for the 11th time, 44-44, with 9:10 left. The Buckeyes went up by five following Kam Williams' fifth triple of the game with 7:25 remaining, but NU got it to one on Falzon's trey with 6:03 left, but the Buckeyes made the key plays down the stretch to earn the victory.

Ohio State 65 • 11-5, 3-0 B1G

#	Player	Total		3-Ptr		Rebounds		PF	TP	A	TO	Blk	Stl	Min	
		FG	FGA	FG	FGA	FT	FTA								Off
1	Tate, Jae'Sean	f	4-8	0-0	1-6	1	3	4	1	9	1	2	0	0	30
2	Loving, Marc	f	4-10	0-4	2-5	2	5	7	1	10	2	3	0	1	34
33	Bates-Diop, Keita	f	0-3	0-2	0-0	0	2	2	0	2	0	1	0	0	13
32	Thompson, Trevor	c	5-9	0-0	2-3	3	7	10	4	12	1	0	1	1	22
13	Lyle, JaQuan	g	1-7	0-3	5-6	1	4	5	1	7	7	6	1	2	32
00	Mitchell, Mickey	g	1-2	0-0	0-0	0	2	2	3	2	3	0	0	1	11
12	Harris, A.J.	g	1-1	0-0	0-0	0	1	1	0	2	3	0	0	1	8
14	Lansie, Joey	g	0-0	0-0	0-0	0	0	0	0	0	0	0	0	0	0
15	Williams, Kam	g	1-3	5-9	0-0	1	2	2	0	21	1	0	1	2	32
4	Giddens, Daniel	g	8-13	0-0	0-2	1	2	1	2	0	0	3	0	1	18
	Team					2	6	8	1						
	Totals		25-56	5-18	10-22	11	33	44	14	65	18	12	6	7	200

FG % 1st Half: 11-27 40.7% 2nd half: 14-29 48.3% Game: 25-56 44.6%
 3FG % 1st Half: 2-10 20.0% 2nd half: 3-8 37.5% Game: 5-18 27.8%
 FT % 1st Half: 2-6 33.3% 2nd half: 8-16 50.0% Game: 10-22 45.5%

Northwestern 56 • 13-3, 1-2 B1G

#	Player	Total		3-Ptr		Rebounds		PF	TP	A	TO	Blk	Stl	Min	
		FG	FGA	FG	FGA	FT	FTA								Off
34	Lumpkin, Sanjay	f	0-2	0-2	0-0	2	5	7	4	0	1	2	2	0	21
35	Falzon, Aaron	f	3-11	1-7	1-2	1	6	7	3	8	0	1	0	1	30
1	van Zegeren, Joey	c	2-4	0-0	3-3	1	2	3	4	7	0	1	0	1	34
14	Demps, Tre	g	3-17	1-8	0-0	1	0	1	4	7	0	0	0	0	35
30	McIntosh, Bryant	g	5-15	2-4	3-4	0	2	2	2	15	6	5	0	1	39
20	Lindsey, Scottie	g	0-0	0-2	0-0	0	4	4	0	3	1	0	1	1	15
23	Ash, Jordan	g	0-0	0-0	0-0	0	0	0	0	0	0	0	0	0	1
32	Taphorn, Nathan	g	2-2	2-2	0-2	1	1	2	0	6	1	0	1	0	12
44	Skelly, Gavin	g	2-3	0-0	0-0	2	0	2	1	4	0	0	1	0	8
5	Pardon, Dererk	g	4-11	0-0	1-4	7	7	14	0	9	0	2	0	2	25
	Team					1	2								
	Totals		21-67	6-25	8-15	16	28	44	20	56	11	10	7	2	200

FG % 1st Half: 10-33 30.3% 2nd half: 11-34 32.4% Game: 21-67 31.3%
 3FG % 1st Half: 2-13 15.4% 2nd half: 4-12 33.3% Game: 6-25 24.0%
 FT % 1st Half: 5-9 55.6% 2nd half: 3-6 50.0% Game: 8-15 53.3%

Officials: Gene Steratore, Ted Valentine, Bo Borowski
 Technical fouls: Ohio State-TEAM; Northwestern-None.
 Attendance: 7439

Score by periods	1st	2nd	Total	Points	In	Off	2nd	Fast	Bench
	26	29	55	OSU	Point	T/O	Chance	Break	
Ohio State	26	29	55	NU	11	7	13	17	19
Northwestern	27	29	56	NU	30	11	7	16	19

Last FG - OSU 2nd-03:00, NU 2nd-00:40. Score tied - 11 times.
 Largest lead - OSU by 12 2nd-02:01, NU by 4 1st-13:30. Lead changed - 6 times.
 OSU led for 22:08. NU led for 06:53. Game was tied for 10:46.

Game 17

NU 77, Minnesota 52

Jan. 9, 2016 • Minneapolis, Minn.

Freshman Aaron Falzon matched a career high by scoring 20 points, including hitting six 3-pointers, as Northwestern rolled to a 77-52 road win over Minnesota at Williams Arena. Bryant McIntosh dished out a career-best 11 assists and the 25-point margin of victory was the Wildcats highest in a Big Ten road game since a 77-20 win at Chicago on Jan. 14, 1944. Trailing 9-5 early on, the 'Cats got things going behind Falzon as he hit a trio of triple during a 15-2 run that put the visitors in front 20-11. The Northwestern lead grew to as many as 11, 29-18, before Minnesota got back within striking distance at 32-26 at halftime. After Joey van Zegeren closed the Wildcats' first-half scoring with a pair of dunks, he started the second stanza with two more before a jumper by Falzon forced the Golden Gophers to burn an early timeout. Falzon hit his fifth triple of the game to stretch the lead to 15 before Nate Mason hit a pair of 3-pointers to get Minnesota back within nine. However, Falzon answered by draining his sixth trey and Northwestern led by double figures the rest of the way. Minnesota was still in contention trailing by 13, but a 14-5 Northwestern run increased the advantage to 60-38 with just over eight minutes remaining and the 'Cats cruised the rest of the way. NU shot 65.2 percent (15-23) from the field in the second half as it out-scored Minnesota 45-26. The victory margin was Northwestern best in a Big Ten game since a 78-47 win over Ohio State on Jan. 25, 1997. The win improved the Wildcats to 4-0 in true road games for the first time since the 1930-31 campaign.

Northwestern 77 • 14-3, 2-2

#	Player	Total		3-Ptr		Rebounds		PF	TP	A	TO	Blk	Stl	Min	
		FG	FGA	FG	FGA	FT	FTA								Off
35	Falzon, Aaron	f	7-10	6-9	0-0	0	3	3	0	20	1	2	1	1	29
01	van Zegeren, Joey	c	4-5	0-0	4-3	2	2	4	0	11	2	1	1	1	21
14	Demps, Tre	g	5-11	1-5	2-2	0	5	5	0	13	1	0	0	1	38
30	McIntosh, Bryant	g	3-9	1-5	0-0	1	3	4	2	7	11	2	0	0	32
34	Lumpkin, Sanjay	f	1-4	1-2	0-0	3	7	10	0	3	2	1	0	1	23
05	Pardon, Dererk	g	1-1	0-0	3-4	0	0	0	3	5	1	3	1	0	18
10	Hall, Charlie	g	0-0	0-0	0-0	0	0	0	0	0	0	0	0	0	1
20	Lindsey, Scottie	g	4-6	1-3	0-0	0	0	0	1	9	1	2	0	2	16
23	Ash, Jordan	g	1-1	0-0	2-2	0	2	2	2	4	0	0	0	0	8
32	Taphorn, Nathan	g	2-2	1-1	0-0	0	0	0	2	5	0	0	0	0	12
44	Skelly, Gavin	g	1-1	0-0	0-0	0	1	1	0	0	0	0	0	0	2
	Team					2	2	4							
	Totals		28-50	11-25	10-11	8	25	33	13	77	18	13	3	6	200

FG % 1st Half: 13-27 48.1% 2nd half: 15-23 65.2% Game: 28-50 56.0%
 3FG % 1st Half: 5-14 35.7% 2nd half: 6-11 54.5% Game: 11-25 44.0%
 FT % 1st Half: 1-1 100.0% 2nd half: 9-10 90.0% Game: 10-11 90.9%

Officials: Lamont Simpson, Steve McKinnis, John Garofalo
 Technical fouls: Northwestern-None. Minnesota-None.
 Attendance: 10436

Score by periods	1st	2nd	Total	Points	In	Off	2nd	Fast	Bench
	32	45	77	OSU	Point	T/O	Chance	Break	
Northwestern	32 <td>45 <td>77</td> <td>MIN</td> <td>10</td> <td>10</td> <td>11</td> <td>13</td> <td>17</td> </td>	45 <td>77</td> <td>MIN</td> <td>10</td> <td>10</td> <td>11</td> <td>13</td> <td>17</td>	77	MIN	10	10	11	13	17
Minnesota	26	26	52	MIN	24	16	4	0	13

Last FG - NU 2nd-00:14, MINN 2nd-00:07. Score tied - 1 time.
 Largest lead - NU by 27 2nd-02:04, MINN by 4 1st-16:11. Lead changed - 5 times.
 NU led for 34:28. MINN led for 04:44. Game was tied for 00:48.

Game 18

NU 70, Wisconsin 65

Jan. 12, 2016 • Evanston, Ill.

Bryant McIntosh posted 28 points, 5 assists and 4 rebounds and Northwestern used a late run to earn a 70-65 win over Wisconsin at Welsh-Ryan Arena. The Wildcats got off to a great start, surging out to an early 12-3 lead with McIntosh having a role in each of the team's first dozen points, scoring 8 with two assists. NU eventually cooled off and Wisconsin heated up as the visitors took an 18-16 lead with just under seven minutes remaining in the opening stanza. The Wildcats would eventually take a 26-24 advantage into halftime. The score was tied 30-30 when McIntosh hit a 3-pointer and Sanjay Lumpkin followed with two free throws to put the 'Cats up by five. The teams battled back and forth with Wisconsin taking a 47-45 lead with just under nine minutes left following a triple by Zak Showalter. However, Northwestern embarked on a decisive 16-6 run over the next six minutes. One free throw by Dererk Pardon and two more from Lumpkin gave the Wildcats the lead before McIntosh found Joey van Zegeren for an alley-oop dunk. A layup by McIntosh pushed the advantage to five before Bronson Koenig hit a three to cut the lead to two. McIntosh answered right back with a trey of his own, though, before Aaron Falzon hit two free throws to make it a seven-point game, 57-50, with 4:45 left. Wisconsin got back within four with four minutes to go, but consecutive buckets by McIntosh helped seal the win. Northwestern shot a whopping 32 free throws in the second half and McIntosh scored 20 points following the break en route to the team's second straight victory.

Wisconsin 65 • 9-9, 1-4 B1G

#	Player	Total		3-Ptr		Rebounds		PF	TP	A	TO	Blk	Stl	Min	
		FG	FGA	FG	FGA	FT	FTA								Off
10	Hayes, Nigel	f	5-10	1-3	6-7	2	4	6	4	17	6	2	0	1	38
22	Happ, Ethan	f	4-6	0-0	4-6	1	5	6	4	12	0	2	0	3	27
30	Brown, Vitto	f	2-5	0-0	0-0	0	1	1	1	4	0	0	0	14	
24	Koenig, Bronson	g	3-9	3-8	0-0	0	1	1	5	9	0	3	0	1	36
3	Showalter, Zak	g	3-7	2-5	0-0	0	3	3	8	7	1	1	0	35	
11	Hill, Jordan	g	1-6	1-4	0-0	0	1	1	1	3	3	1	0	0	21
21	Iverson, Khalil	g	3-4	0-0	0-0	2	0	2	1	6	2	0	0	2	8
25	Ilkkanen, Alex	g	3-4	0-1	0-0	1	0	1	2	6	1	0	1	1	21
	Team					1	3	4							
	Totals		24-51	7-21	10-13	7	18	25	21	65	19	12	1	8	200

FG % 1st Half: 11-23 47.8% 2nd half: 13-28 46.4% Game: 24-51 47.1%
 3FG % 1st Half: 2-8 25.0% 2nd half: 5-13 38.5% Game: 7-21 33.3%
 FT % 1st Half: 0-1 0.0% 2nd half: 10-12 83.3% Game: 10-13 76.9%

Officials: DJ Carstensen, Mike Eades, Larry Scrotto
 Technical fouls: Wisconsin-None. Northwestern-None.
 Attendance: 7264

Score by periods	1st	2nd	Total	Points	In	Off	2nd	Fast	Bench
	24	41	65	OSU	Point	T/O	Chance	Break	
Wisconsin	24 <td>41 <td>65</td> <td>NU</td> <td>18</td> <td>7</td> <td>4</td> <td>0</td> <td>15</td> </td>	41 <td>65</td> <td>NU</td> <td>18</td> <td>7</td> <td>4</td> <td>0</td> <td>15</td>	65	NU	18	7	4	0	15
Northwestern	26	44	70	NU	30	11	2	11	11

Last FG - WIS 2nd-00:01, NU 2nd-02:59. Score tied - 4 times.
 Largest lead - WIS by 2 1st-06:55, NU by 9 1st-16:02. Lead changed - 8 times.
 WIS led for 02:13. NU led for 35:55. Game was tied for 01:52.

Game 19 Penn State 71, NU 62 Jan. 16, 2016 • Evanston, Ill.

Northwestern's struggles from 3-point range cost the team in a 71-62 loss to Penn State at Welsh-Ryan Arena. The Wildcats entered the contest as one of the top 3-point shooting teams in the Big Ten, but connected on only three of 26 attempts from behind the arch in the contest. Meanwhile, the Nittany Lions—who came into the game shooting below 30 percent as a team from 3-point range—connected on nine of their 21 tries. The 'Cats held an early 8-5 lead before their cool shooting caught up to them. Donovan Jack's triple capped a 15-2 run as the visitors went in front 20-10. Northwestern managed to keep within striking distance as Scottie Lindsey's jumper with a little over a minute remaining in the opening half helped the Wildcats get within 30-23 at the break. NU trailed by nine five minutes into the second stanza before Penn State rattled off eight straight points to stretch their lead to 17 with just under 11 minutes left. The Wildcats misfired on their first 17 3-point attempts of the game before Tre Demps finally hit with 10:21 to go. Northwestern finally got things going offensively to make a late surge. Down 17 with four and a half minutes left, the Wildcats scored eight straight to make things interesting. Following a Penn State turnover, the 'Cats got a great look from behind the arch that would have trimmed the deficit to six with over two minutes still remaining, but they couldn't connect and Northwestern was unable to get closer than seven the rest of the way as the Nittany Lions clinched the game at the free throw line. Demps paced the Wildcats with a game-high 22 points while Brandon Taylor paced Penn State with 19.

Penn State 71 • 11-8, 2-4 B1G

#	Player	Total		3-Ptr		Rebounds		PF	TP	A	TO	Blk	Stl	Min	
		FG	FGA	FG	FGA	FT	FTA								Off
0	Banks, Payton	r	2-5	1-2	5-6	1	2	3	2	10	1	4	0	0	17
10	Taylor, Brandon	f	5-13	4-7	5-6	1	6	7	2	19	3	2	2	0	38
44	Moore, Julian	r	1-3	0-0	0-0	0	5	5	0	1	0	1	0	22	
23	Dickerson, Jordan	c	2-2	0-0	1-2	2	0	2	5	5	1	1	1	0	24
33	Garner, Shep	g	2-8	1-5	4-6	0	6	6	2	9	3	2	1	0	36
1	Zemgulis, Davis	g	1-2	1-2	0-0	0	0	0	1	3	1	0	0	0	13
21	Washington, Isaiah	g	0-0	0-0	0-0	0	0	0	0	0	0	0	0	0	6
23	Reaves, Josh	g	0-0	0-0	0-0	0	0	0	0	0	0	0	0	0	0
3	Foster, Devin	g	2-5	1-2	4-6	1	5	6	3	9	2	0	1	0	25
5	Jack, Donovan	g	4-6	1-3	5-7	1	8	9	1	14	0	1	0	1	19
Team						3	4	4							
Totals			19-44	9-21	24-33	7	35	42	18	71	14	13	5	2	200

Northwestern 62 • 15-4, 3-3 B1G

#	Player	Total		3-Ptr		Rebounds		PF	TP	A	TO	Blk	Stl	Min	
		FG	FGA	FG	FGA	FT	FTA								Off
34	Lumpkin, Sanjay	f	1-2	0-0	0-0	1	5	6	5	2	0	1	0	2	22
35	Falzon, Aaron	f	2-11	1-9	0-2	2	2	4	4	5	1	0	0	1	24
1	van Zegeren, Joey	c	1-1	0-0	0-0	1	0	1	3	2	0	0	0	1	13
14	Demps, Tre	g	9-20	2-8	2-3	0	2	2	1	22	3	0	0	0	40
30	McIntosh, Bryant	g	6-15	0-3	0-0	2	2	4	0	12	10	1	0	0	38
20	Lindsey, Scottie	g	1-1	0-0	0-0	1	2	3	5	2	0	0	0	0	17
22	Olah, Alex	g	1-4	0-0	3-4	0	2	2	1	5	0	0	0	0	7
23	Ash, Jordan	g	0-0	0-0	0-0	0	0	0	0	0	0	0	0	0	2
23	Taphorn, Nathan	g	0-2	0-2	0-1	0	1	1	0	0	0	1	0	0	14
44	Skelly, Gavin	g	0-1	0-1	0-0	0	0	0	3	0	0	0	0	0	3
5	Pardon, Dererk	g	5-6	0-0	2-5	1	4	5	1	12	0	0	0	2	20
Team						4	2	6							
Totals			26-67	3-26	7-15	12	22	34	27	62	14	4	1	5	200

Score by periods

Period	1st	2nd	OT	Total
Penn State	30	41		71
Northwestern	23	39		62

Points	In	Off	2nd	Fast
PSU	18	6	7	0
NU	38	12	11	3

Last FG - PSU 2nd-08:06, NU 2nd-00:12.
Largest lead - PSU by 18 2nd-08:06, NU by 3 1st-14:54.
PSU led for 37:32, NU led for 01:44. Game was tied for 00:44.

Officials: Bill Ek, Donnie Eppley, Chris Beaver
Technical fouls: Penn State-None, Northwestern-None.
Attendance: 7512

Score tied - 0 times.
Lead changed - 2 times.

Game 20 #7/5 Maryland 62, NU 56 (OT) Jan. 19, 2016 • College Park, Md.

Northwestern pushed No. 7/5 Maryland to the limit at Xfinity Center for the second straight season, but the Wildcats eventually suffered a 62-56 overtime defeat. The overtime loss was the first of the season for NU after three wins and the first true road defeat following four victories. Aaron Falzon paced Northwestern with 13 points. The Wildcats got off to a good start, surging out to a 16-9 lead seven and a half minutes into the contest. The lead was six, 27-21, following a layup by Bryant McIntosh with 4:35 left in the half, but Maryland closed the stanza on a 10-2 run to take a 31-29 advantage at the break. The Terrapins' lead grew to eight, 39-31, but the Wildcats scored 16 of the next 20 points over a nine-minute span to go up 47-43 following a dunk by Sanjay Lumpkin with 5:34 left. The offenses for both teams struggled down the stretch of regulation. A layup by Melo Trimble and a 3-pointer by Jake Layman put the hosts up 48-47 with 4:43 remaining, but the only other point the rest of the way was a free throw by McIntosh with 2:34 left as the game eventually went to overtime. Maryland took an early lead in the extra session on a three-point play by Trimble but Northwestern came back and took a 54-53 lead with 2:39 remaining following a layup by Joey van Zegeren. The game was tied 55-55 when Diamond Stone converted a three-point play with 1:13 left to give Maryland the lead for good. Northwestern forced 16 Maryland turnovers and finished with a 41-32 rebounding advantage, including 16-4 on the offensive glass.

Northwestern 56 • 15-5, 3-4

#	Player	Total		3-Ptr		Rebounds		PF	TP	A	TO	Blk	Stl	Min	
		FG	FGA	FG	FGA	FT	FTA								Off
34	Lumpkin, Sanjay	f	3-5	0-1	4-4	1	13	14	2	4	6	1	0	1	30
35	Falzon, Aaron	f	5-11	3-7	0-0	3	1	4	5	13	0	2	0	0	35
01	van Zegeren, Joey	c	1-3	0-0	3-6	5	2	7	3	5	0	2	1	1	25
14	Demps, Tre	g	3-14	0-6	0-2	2	5	7	0	6	4	2	0	1	41
30	McIntosh, Bryant	g	5-18	1-6	1-2	0	7	7	3	12	4	5	0	1	43
05	Pardon, Dererk	g	5-6	0-0	0-2	1	2	3	2	11	0	0	0	0	15
20	Lindsey, Scottie	g	1-3	1-2	0-0	1	2	3	0	3	1	1	0	0	18
22	Olah, Alex	g	0-5	0-0	0-0	0	1	1	1	0	0	0	1	0	13
44	Skelly, Gavin	g	0-1	0-0	0-0	0	0	0	1	0	0	0	0	0	5
Team						0									
Totals			23-66	5-21	5-12	16	25	41	19	56	10	12	2	4	225

Score by periods

Period	1st	2nd	OT	Total
Penn State	30	41		71
Northwestern	23	39		62

Points	In	Off	2nd	Fast
PSU	18	6	7	0
NU	38	12	11	3

Last FG - PSU 2nd-08:06, NU 2nd-00:12.
Largest lead - PSU by 18 2nd-08:06, NU by 3 1st-14:54.
PSU led for 37:32, NU led for 01:44. Game was tied for 00:44.

Officials: Gene Steratore, Lamont Simpson, Pat Driscoll
Technical fouls: Northwestern-None, Maryland-None.
Attendance: 17144

Score tied - 0 times.
Lead changed - 5 times.

Game 21 #25/23 Indiana 89, NU 57 Jan. 23, 2016 • Bloomington, Ind.

Northwestern suffered an 89-57 loss to No. 25/23 Indiana at Assembly Hall. Senior Alex Olah came off the bench and led all scorers with 19 points, connecting on 9 of 12 field goal attempts. Classmate Tre Demps chipped in 17 points. Yogi Ferrell paced the Hoosiers with 17 points. After the Hoosiers scored 10 straight points to begin the game, Northwestern used a 9-3 run of its own to bring it to 13-9, but were never able to gain the lead. The Wildcats turned to their veterans early as Demps and Olah accounted for the team's first 20 points. Northwestern was within 28-20 with just over five minutes remaining in the first half, but Indiana out-scored the Wildcats 15-6 over the remainder of the period to take a 17-point lead, 43-26, into the locker room. Indiana shot 46.7 percent (7-of-15) from behind the arc in the opening 20 minutes to distance itself from the 'Cats. Dererk Pardon provided a spark for the Wildcats in the second half, scoring eight points over a three-minute stretch, but NU never was able to mount a serious charge. Northwestern shot 52.0 percent (13-of-25) in the second half and finished the game shooting 45.5 percent (25-55) from the field. Sophomore Bryant McIntosh had six assists in the game, bringing him to 298 for his career and 148 on the season. The latter total is just nine shy of the program's single-season record set by Tim Doyle during the 2006-07 season.

Northwestern 57 • 15-6, 3-5

#	Player	Total		3-Ptr		Rebounds		PF	TP	A	TO	Blk	Stl	Min	
		FG	FGA	FG	FGA	FT	FTA								Off
34	Lumpkin, Sanjay	f	0-0	0-0	0-0	0	1	1	1	1	0	0	0	17	
35	Falzon, Aaron	f	2-3	1-2	0-0	0	1	1	4	5	0	1	0	0	24
01	van Zegeren, Joey	c	0-1	0-0	0-0	0	0	0	0	0	0	0	0	0	5
14	Demps, Tre	g	7-13	3-7	0-0	1	2	1	17	2	3	0	0	0	37
30	McIntosh, Bryant	g	2-12	0-2	0-0	1	5	6	4	6	4	0	1	1	33
05	Pardon, Dererk	g	4-5	0-0	1-2	0	4	4	1	9	0	0	1	0	18
20	Lindsey, Scottie	g	5-5	0-2	0-0	1	1	1	2	0	0	0	0	0	23
22	Olah, Alex	g	9-12	1-1	3-3	0	2	2	6	19	2	1	0	0	20
23	Ash, Jordan	g	0-2	0-1	0-0	0	0	0	0	1	0	0	0	0	7
23	Taphorn, Nathan	g	1-2	0-0	1-2	0	1	1	1	3	1	0	0	0	8
44	Skelly, Gavin	g	0-0	0-0	0-1	0	1	1	0	1	0	0	0	0	8
Team						2	4	4							
Totals			25-55	5-15	2-8	5	18	23	18	57	12	12	2	3	200

Score by periods

Period	1st	2nd	OT	Total
Penn State	30	41		71
Northwestern	23	39		62

Points	In	Off	2nd	Fast
PSU	18	6	7	0
NU	38	12	11	3

Last FG - NU 2nd-01:04, IND 2nd-00:08.
Largest lead - NU None, IND by 32 2nd-01:33.
NU led for 00:00, IND led for 39:41. Game was tied for 00:19.

Officials: Terry Wymmer, Paul Szelc, Lewis Garrison
Technical fouls: Northwestern-None, Indiana-None.
Attendance: 17472

Score tied - 0 times.
Lead changed - 0 times.

Indiana 89 • 17-3, 7-0

#	Player	Total		3-Ptr		Rebounds		PF	TP	A	TO	Blk	Stl	Min	
		FG	FGA	FG	FGA	FT	FTA								Off
05	Williams, Troy	f	3-6	0-1	3-5	2	5	7	2	9	4	3	1	0	25
30	Hartman, Collin	f	4-6	3-5	0-0	0	5	5	1	11	2	0	0	1	24
31	Bryant, Thomas	c	3-3	0-0	2-2	1	1	2	4	7	1	2	1	1	18
40	Johnson, Robert	g	3-9	3-5	0-0	1	5	6	2	9	3	0	0	0	30
11	Ferrell, Kevin Yogi	g	7-13	3-6	0-0	3	3	3	1	17	6	1	0	1	35
00	Blair, Max	g	2-12	0-2	0-0	1	5	6	4	6	4	0	0	0	16
02	Zeisloft, Nick	g	2-4	1-3	2-2	1	2	3	0	7	2	0	0	0	20
03	Anunoby, OG	g	1-5	0-2	1-1	1	2	3	0	3	2	0	0	0	12
10	Burton, Ryan</														

Game 22

#12/11 Michigan State 76, NU 45

Jan. 28, 2016 • Evanston, Ill.

Northwestern struggled to get things going offensively and No. 12/11 Michigan State was red-hot from 3-point range as the Wildcats dropped a 76-45 decision at Welsh-Ryan Arena. The Wildcats were within 12-10 just beyond the midway point of the first half when the Spartans rattled off eight straight points to extend their advantage to 10. Michigan State's shooting from behind the arch eventually helped it gain some distance from Northwestern as the visitors connected on seven of their first eight attempts from beyond the arch while the 'Cats missed their first seven 3-point tries. The Wildcats twice closed to within seven following triples from Bryant McIntosh and Aaron Falzon, but Michigan State answered with treys of their own on both occasions to stop Northwestern's charge. The Spartans eventually led 36-24 at the intermission with NU remaining in striking distance by forcing MSU into nine first-half turnovers. The Wildcats still were down by just 12 at the first media timeout of the second half, but their cold shooting eventually caught up to them. A 10-point run over a six-minute span extended Michigan State's lead to 22 and Northwestern was unable to recover. The Wildcats finished the contest shooting just 20.7 percent from the field. Northwestern did connect on 17 of 19 free throw attempts while preventing the Spartans from getting to the charity stripe until 1:29 remaining in the contest. McIntosh paced the Wildcats with 14 points while Falzon added 11. Denzel Valentine led Michigan State with 19 points while Matt McQuaid came off the bench to add 17 as the Spartans hit a season-high 16 3-pointers in the contest.

Michigan State 76 • 18-4, 5-4 BIG																	
#	Player	Total			3-Ptr			Rebounds			PF	TP	A	TO	Bk	Stl	Min
		FG	FGA	FG-FGA	FT	FTA	FT-FTA	Off	Def	Tot							
10	Costello, Matt	f	2-4	0-0	0-0	2	5	7	4	4	1	1	0	0	0	12	
23	Davis, Deyonta	f	4-7	0-0	0-0	2	9	11	2	8	3	3	6	0	0	22	
14	Harris, Eron	f	2-7	2-6	0-0	1	2	3	2	6	2	1	0	0	0	26	
45	Valentine, Denzel	g	7-11	5-7	0-0	1	3	4	2	6	7	6	0	0	0	30	
5	Forbes, Bryn	g	3-6	3-3	0-0	0	0	0	3	9	2	0	0	0	25		
0	Ahrens, Kyle		1-2	1-1	0-0	0	1	1	0	3	0	1	0	0	4		
15	Clark Jr., Marvin		0-0	0-0	0-0	1	1	1	0	3	0	1	0	0	6		
2	Bess, Javon		0-0	0-0	0-0	1	1	1	0	0	0	0	0	0	6		
20	McQuaid, Matt		6-10	5-8	0-0	1	1	1	1	7	2	1	0	0	21		
3	Goins, Kenny		2-2	0-0	0-0	1	4	5	0	4	0	1	1	1	15		
3	Ellis III, Alvin		0-3	0-1	2-2	0	1	1	1	2	1	0	0	2	12		
30	Van Dyk, Matt		1-1	0-0	0-0	0	0	0	2	0	0	0	0	0	13		
34	Schilling, Gavin		0-1	0-0	0-0	0	0	0	2	0	0	0	0	0	13		
41	Wollenman, Colby		0-0	0-0	0-0	0	0	0	1	0	0	0	0	0	5		
	Team					1	1	2							20		
	Totals		28-55	16-26	4-4	8	34	42	21	76	22	15	8	5	200		

Northwestern 45 • 15-7, 3-6 BIG																	
#	Player	Total			3-Ptr			Rebounds			PF	TP	A	TO	Bk	Stl	Min
		FG	FGA	FG-FGA	FT	FTA	FT-FTA	Off	Def	Tot							
34	Lumpkin, Sanjay	f	1-4	0-1	1-2	2	1	3	1	3	0	1	0	1	0	27	
35	Falzon, Aaron	f	3-9	2-6	3-4	3	3	6	2	11	2	0	1	1	35		
22	Olah, Alex	c	0-2	0-0	0-0	1	3	4	1	3	1	4	0	1	19		
14	Demps, Tre	g	2-14	0-7	0-0	4	4	1	4	4	3	0	0	0	29		
30	McIntosh, Bryant	g	4-15	2-5	4-4	0	1	1	0	14	2	2	1	1	31		
1	van Zegeren, Joey		0-0	0-0	0-0	0	1	1	0	0	0	0	0	0	3		
23	Ash, Jordan		1-2	0-1	2-2	0	1	1	1	4	0	1	0	1	14		
32	Taphorn, Nathan		0-5	0-3	0-0	0	4	4	0	0	0	0	0	0	18		
44	Skelly, Gavin		0-1	0-0	0-0	1	2	2	0	0	2	0	1	1	5		
5	Pardon, Derrek		1-2	0-0	3-3	1	2	3	1	5	0	1	0	1	19		
	Team					6									1		
	Totals		12-58	4-23	17-19	14	19	33	9	45	7	11	3	6	200		

FG % 1st Half:	7-31	22.6%	2nd half:	5-27	18.5%	Game:	12-58	20.7%	Rebounds:	
3FG % 1st Half:	3-14	21.4%	2nd half:	1-9	11.1%	Game:	4-23	17.4%	PF:	20
FT % 1st Half:	7-7	100.0%	2nd half:	10-12	83.3%	Game:	17-19	89.5%	TP:	8

Officials: Bo Borsuk, Mike Eades, Steve Munkins
 Technical fouls: Michigan State-None, Northwestern-None.
 Attendance: 8117

Score by periods				In	Off	2nd	Fast
	1st	2nd	Total	Points	Paint	Chance	Break
Michigan State	36	40	76	7	18	10	9
Northwestern	24	21	45	18	10	2	9

Game 23

#3/4 Iowa 85, NU 71

Jan. 31, 2016 • Iowa City, Iowa

The Demps scored a career-best 30 points with six 3-pointers but Northwestern was unable to keep up with No. 3/4 Iowa at Carver-Hawkeye Arena. The Wildcats got off to a good start in the contest. When Demps knocked down his second triple and NU's fourth of the game, it gave the Wildcats an 18-14 lead eight minutes into the contest. However, that's when Jarrod Uthoff and Iowa's defense took over. Uthoff, the Big Ten's leading scorer, tallied 19 first-half points and the Hawkeyes held Northwestern to two points over a span of nearly eight minutes as the hosts took a 16-point lead. Scottie Lindsey, who scored 15 points off the bench for NU, knocked down a 3-pointer and Demps converted a layup but the Wildcats trailed 42-26 at the intermission. Much like the first half, Northwestern started the second half on the right foot. Behind five points from Demps, the 'Cats started the second half on a 9-2 run to close to within 44-35 four minutes into the stanza. However, Peter Jok scored 14 consecutive points over Iowa over a span of just three minutes to expand the Hawkeyes' advantage to 20 with just over 12 minutes still remaining and Northwestern was unable to recover. The Wildcats finished the game strong, going on 15-2 run late in the contest but the deficit was too much to overcome. Jok paced Iowa with 26 points while Uthoff added 23. Northwestern knocked down 11 3-pointers in the game, paced by six from Demps while Lindsey added three. Demps connected on a career-best 11 field goals while tying another high with three steals.

Northwestern 71 • 15-8, 3-7																	
#	Player	Total			3-Ptr			Rebounds			PF	TP	A	TO	Bk	Stl	Min
		FG	FGA	FG-FGA	FT	FTA	FT-FTA	Off	Def	Tot							
34	Lumpkin, Sanjay	f	0-1	0-0	0-0	1	4	5	3	0	1	2	1	0	0	11	
35	Falzon, Aaron	f	0-8	0-0	0-0	2	4	6	2	11	4	0	0	1	19		
22	Olah, Alex	c	0-2	0-0	3-6	2	2	4	2	3	0	0	0	0	16		
14	Demps, Tre	g	11-22	6-15	2-3	0	3	3	2	30	4	3	0	3	36		
30	McIntosh, Bryant	g	2-6	0-1	0-0	0	2	2	4	6	1	0	0	0	36		
01	van Zegeren, Joey		0-1	0-0	0-0	1	2	3	2	0	1	0	1	3	5		
05	Pardon, Derrek		3-4	0-0	2-2	0	1	3	2	6	0	1	1	0	22		
20	Lindsey, Scottie		5-9	3-4	2-2	0	0	0	4	15	0	2	0	1	26		
23	Ash, Jordan		1-2	0-1	0-0	0	0	0	1	2	1	0	0	0	6		
32	Taphorn, Nathan		1-3	1-3	0-0	1	1	2	1	3	0	2	0	0	11		
44	Skelly, Gavin		1-4	1-1	1-1	3	5	8	0	1	0	1	0	1	12		
	Team					2	1	3							12		
	Totals		26-62	11-30	8-14	13	26	39	27	71	13	16	3	5	200		

FG % 1st Half:	9-31	29.0%	2nd half:	17-31	54.8%	Game:	26-62	41.9%	Rebounds:	
3FG % 1st Half:	5-17	29.4%	2nd half:	6-13	46.2%	Game:	11-30	36.7%	PF:	20
FT % 1st Half:	3-6	50.0%	2nd half:	5-8	62.5%	Game:	8-14	57.1%	TP:	3

Officials: Brian Dorsey, John Gaffney, Earl Walton
 Technical fouls: Northwestern-Lindsey, Scottie. Iowa-None.
 Attendance: 15400
 Fouled Out - Northwestern: Skelly (00:59)

Score by periods				In	Off	2nd	Fast
	1st	2nd	Total	Points	Paint	Chance	Break
Northwestern	26	45	71	15	6	24	34
Iowa	42	43	85	28	24	22	4

Last FG - NU 2nd-00:47, IOWA 2nd-00:20.
 Largest lead - NU by 4 1st-11:58, IOWA by 29 2nd-06:56.
 NU led for 04:12, IOWA led for 32:18. Game was tied for 03:11.

Score tied - 5 times.
 Lead changed - 4 times.

Game 24

NU 82, Minnesota 58

Feb. 4, 2016 • Evanston, Ill.

The Demps scored 23 points and handed out a career-best 8 assists to lead Northwestern to an 82-58 victory and a season sweep of Minnesota at Welsh-Ryan Arena. Bryant McIntosh added 20 points while becoming NU's single-season leader in assists in the contest. After handling the Golden Gophers by 25 points in the first meeting between the teams in Minneapolis on Jan. 9, the Wildcats got off to a hot start in the rematch. Northwestern opened the game on a 13-2 run over the first four minutes of the game and it never looked back. The 'Cats connected on five of their first six 3-point field goal attempts. The lead was 19-8 before Minnesota chipped away and closed to within 21-15 with 8:33 remaining in the opening stanza. A pair of triples by McIntosh helped push the lead back to 11 but Minnesota got back to within six on two occasions, including 29-23 with 3:32 left before halftime. However, Northwestern scored the final eight points of the period with Alex Olah scoring on a layup and then blocking a pair of shots to help the hosts take a 37-23 lead into halftime. NU picked up where it left off after the break, scoring the first five points to make it a 13-0 run spanning both halves as Minnesota took a timeout 54 seconds into the half trailing 42-23. The visitors were unable to get closer than 17 the rest of the way as the Wildcats' lead ballooned to as many as 29. McIntosh broke Tim Doyle's single-season assist record when he set up Demps' bucket with 11:48 remaining in the contest. Northwestern shot 53.7 percent from the field and set a season high for a Big Ten game with 12 3-pointers while limiting the Golden Gophers to 33.3 percent shooting.

Minnesota 58 • 6-17, 0-11 BIG																	
#	Player	Total			3-Ptr			Rebounds			PF	TP	A	TO	Bk	Stl	Min
		FG	FGA	FG-FGA	FT	FTA	FT-FTA	Off	Def	Tot							
23	Buggs, Charles	f	1-4	0-3	0-0	0	1	1	1	2	0	0	0	0	0	12	
3	Murphy, Jordan	f	4-5	0-1	6-8	3	2	5	4	14	0	0	0	0	0	17	
21	Konate, Bakary	c	0-1	0-0	0-0	0	7	7	2	6	0	1	0	0	35		
1	McBryer, Dupree	g	0-2	0-0	3-4	0	3	3	2	3	1	4	0	1	32		
2	Mason, Nate	g	3-12	2-6	0-0	0	2	2	0	8	2	2	0	0	33		
11	Morris, Carlos		2-7	1-4	2-2	0	3	3	0	7	1	0	0	0	26		
15	Sharp, Stephen		0-0	0-0	1-2	0	0	0	0	1	0	0	0	0	2		
24	King, Joey		1-3	1-3	2-2	0	2	2	2	5	2	0	0	0	23		
4	Dorsey, Kevin		5-14	0-1	1-4	2	1	3	2	11	2	1	0	1	28		
41	Diedhiou, Gaston		0-0	0-0	1-2	0	1	1	0	1	0	0	0	0	2		
	Team					3	0	3							20		
	Totals		16-48	4-18	22-30	9	21	30	13	58	8	10	1	2	200		

FG % 1st Half:	9-28	32.1%	2nd half:	7-20	35.0%	Game:	16-48	33.3%	Rebounds:	
3FG % 1st Half:	3-11	27.3%	2nd half:	3-7	42.9%	Game:	6-18	33.3%	PF:	20
FT % 1st Half:	2-4	50.0%	2nd half:	20-26	76.9%	Game:	22-30	73.3%	TP:	7

Northwestern 82 • 16-8, 4-7 BIG																	
#	Player	Total			3-Ptr			Rebounds			PF	TP	A	TO	Bk	Stl	Min
		FG	FGA	FG-FGA	FT	FTA	FT-FTA	Off	Def	Tot							
34	Lumpkin, Sanjay	f	1-1	1-1	1-2	1	1	2	4	2	3	0	0	0	0	22	
35	Falzon, Aaron	f	3-9	2-7	2-2	1	0	3	10	1	0	1	1	1	27		
5	Pardon, Derrek	c	1-4	0-0	2-4	2	2	4	3	4	0	1	1	0	18		
14	Demps, Tre	g	8-13	3-7	4-4	0	4	4									

Game 25

Ohio State 71, NU 63

Feb. 9, 2016 • Columbus, Ohio

Northwestern led most of the way, but a late surge by Ohio State helped lead the Buckeyes to a 71-63 win at Value City Arena. Tre Demps and Bryant McIntosh led the Wildcats with 14 points apiece and NU matched a Big Ten season high with 12 3-pointers in the contest. The 'Cats held a 16-14 lead with eight minutes remaining in the opening half when Alex Olah scored on a jumper and Aaron Falzon and Demps knocked down triples to extend the visitors' lead to 10, forcing Ohio State to burn a timeout. The Buckeyes closed to within five on two occasions, but baskets by Olah and Joey van Zegeren pushed NU's advantage back up to nine before Jae'Sean Tate ended the first half by banking in a jumper at the buzzer to make it 33-26 at the intermission. Northwestern was up nine early in the second half when Ohio State scored seven straight to get within two, but a 3-pointer and a bucket in the lane by Scottie Lindsey followed by two free throws by Demps pushed the lead back to nine. The Buckeyes scored eight straight to get within one before a triple by Marc Loving tied the game, 50-50, with 6:36 remaining. Ohio State went up by four, but Lindsey's second 3-pointer of the game evened the game at 56 with 3:54 to go. However, JaQuan Lyle answered with a three of his own on the ensuing possession and the Buckeyes hit 12 consecutive free throws down the stretch to pick up the victory. Northwestern committed 14 turnovers which Ohio State converted into 18 points, while the Buckeyes turned the ball over only five times. OSU made its final 16 free throw attempts and finished 19-of-23 from the charity stripe.

#	Player	Total		3-Ptr		Rebounds		PF	TP	A	T	Bk	Stl	Min
		FG	FGA	FG	FGA	FT	FTA							
05	Pardon, Derek	f	0-2	0-0	0-0	0	2	2	3	0	1	0	0	17
35	Falzon, Aaron	f	3-7	2-6	1-2	4	1	5	2	9	1	2	0	24
14	Demps, Tre	g	3-13	3-7	5-6	1	1	2	1	4	3	4	0	39
30	McIntosh, Bryant	g	5-13	4-10	0-0	0	2	2	3	14	6	1	0	39
34	Lumpkin, Sanjay	g	0-0	0-0	0-0	1	3	4	0	2	0	0	0	20
01	van Zegeren, Joey	g	1-2	0-0	0-0	1	0	1	1	2	0	0	0	1
20	Lindsey, Scottie	g	4-6	2-2	0-0	0	1	1	3	1	0	0	0	19
22	Olah, Alex	g	5-11	1-2	0-0	0	9	4	11	1	3	1	0	22
23	Ash, Jordan	g	0-0	0-0	0-0	0	0	0	0	0	0	0	0	0
44	Skelly, Gavin	g	0-0	0-0	3-4	2	5	7	2	3	1	1	0	19
Team						3	2	5						
Totals			21-54	12-27	9-12	12	26	38	23	63	15	14	1	2

FG % 1st Half:	6-14	42.9%	2nd half:	6-13	46.2%	Game:	12-27	44.4%	Deadball	
3FG % 1st Half:	2-10	20.0%	2nd half:	2-2	100.0%	Game:	9-12	75.0%	Rebounds	0
FT % 1st Half:	7-10	70.0%	2nd half:	2-2	100.0%	Game:	9-12	75.0%		

#	Player	Total		3-Ptr		Rebounds		PF	TP	A	T	Bk	Stl	Min
		FG	FGA	FG	FGA	FT	FTA							
01	Tate, Jae'Sean	f	5-9	0-0	0-1	3	4	7	1	10	1	1	0	28
02	Loving, Marc	f	4-11	3-8	4-6	0	2	2	0	15	5	1	1	35
33	Bates-Diop, Keita	f	4-7	1-3	2-2	1	7	8	1	11	0	1	2	30
32	Thompson, Trevor	c	4-8	0-0	4-4	5	9	3	12	0	1	0	0	29
13	Lyle, JaQuan	g	5-12	1-5	5-6	1	5	6	2	16	1	1	0	34
00	Mitchell, Mickey	g	0-0	0-0	0	0	0	0	1	0	0	0	0	2
04	Giddens, Daniel	g	0-0	0-0	0-0	0	0	0	3	2	0	0	0	2
12	Harris, A.J.	g	1-2	1-0	0-0	0	0	0	1	3	0	0	0	6
15	Williams, Kam	g	0-6	0-1	2-2	0	1	1	2	1	0	1	1	27
Team						1	0	1						
Totals			23-56	6-18	19-23	10	24	34	13	71	8	5	5	4

FG % 1st Half:	10-28	35.7%	2nd half:	13-28	46.4%	Game:	23-56	41.1%	Deadball	
3FG % 1st Half:	3-9	33.3%	2nd half:	3-9	33.3%	Game:	6-18	33.3%	Rebounds	1
FT % 1st Half:	3-6	50.0%	2nd half:	16-17	94.1%	Game:	19-23	82.6%		

Officials: Lamont Simpson, John Gaffney, Ray Perone
 Technical fouls: Northwestern-None. Ohio State-None.
 Attendance: 11376

Period	1st	2nd	Total
Northwestern	33	30	63
Ohio State	26	45	71

Points	26	45	71
In	10	8	3
Off	10	8	3
2nd	18	11	7
Fast	8	6	26
Chance	10	8	3
Break	18	11	7
Bench	8	6	26
Rebounds	10	8	3

Score tied - 4 times.
 Lead changed - 4 times.
 Largest lead - NU by 10 1st-06:03, OSU by 11 2nd-00:10.
 NU led for 28:50. OSU led for 06:56. Game was tied for 04:14.

Game 26

NU 58, Illinois 56

Feb. 13, 2016 • Evanston, Ill.

Tre Demps hit four consecutive 3-pointers over a span of 2:44 late in the second half to help lead Northwestern to a 58-56 victory over Illinois at Welsh-Ryan Arena. With the Wildcats trailing by four points with eight minutes remaining, Demps nailed a triple off an assist from Alex Olah to trim the deficit to one before hitting another to give NU the lead. After Illinois missed on the other end, Demps knocked down his third straight shot from behind the arch to make it 51-46. Kendrick Nunn answered with a three of his own on the other end before Demps responded with his fourth straight trey to push the lead back to five with 5:35 left. Illinois was within three with a minute to go when Scottie Lindsey knocked the ball away from Maverick Morgan as he was going up for a shot at the basket. The ball went to Demps who raced the length of the court to put NU up 58-53. Nunn hit a 3-pointer on the other end to keep Illinois alive. After Demps missed, Illinois had a chance to tie. With a foul to give, Northwestern used it with 2.7 seconds remaining. Malcolm Hill got the ball at the top of the key following the ensuing inbounds play, but Sanjay Lumpkin locked him down and Illinois was unable to get a shot off as time expired. Lindsey joined Demps in scoring 18 points, with both players hitting four 3-pointers. Neither team led by more than six points in the contest. The first half was a low-scoring affair that finished with Illinois leading 23-21 at the break. Neither team had an advantage larger than three points over the opening 11 minutes of the second half before Demps caught fire to lead the Wildcats to victory.

#	Player	Total		3-Ptr		Rebounds		PF	TP	A	T	Bk	Stl	Min
		FG	FGA	FG	FGA	FT	FTA							
22	Morgan, Maverick	c	6-12	0-0	0-0	3	4	7	2	12	1	1	0	32
21	Hill, Malcolm	g	2-8	0-2	3-4	4	9	13	2	7	8	5	0	36
25	Nunn, Kendrick	g	5-11	3-7	0-0	0	4	4	3	13	0	0	1	36
3	Lewis, Khalid	g	1-4	1-2	0-0	0	3	3	1	3	2	1	0	17
5	Coleman-Lands, Jalen	g	4-10	4-9	0-0	1	2	3	12	2	2	0	1	30
0	Williams, D.J.	g	2-5	2-3	0-2	3	0	3	1	6	1	2	0	20
1	Tate, Jaylon	g	0-0	0-0	0-0	0	0	0	0	0	0	0	0	3
23	Jordan, Aaron	g	0-4	0-1	0-0	0	2	2	0	0	0	0	0	6
43	Finke, Michael	g	1-2	0-0	1-2	2	2	4	2	3	0	0	0	16
44	Austin, Alex	g	0-1	0-1	0-0	0	1	1	1	0	0	0	0	4
Team						1	2	3						
Totals			21-57	10-25	4-8	14	26	40	17	56	14	11	0	4

FG % 1st Half:	8-28	28.6%	2nd half:	13-29	44.8%	Game:	21-57	36.8%	Deadball	
3FG % 1st Half:	3-12	25.0%	2nd half:	2-12	16.7%	Game:	5-27	18.5%	Rebounds	2
FT % 1st Half:	2-4	50.0%	2nd half:	2-4	50.0%	Game:	4-8	50.0%		

#	Player	Total		3-Ptr		Rebounds		PF	TP	A	T	Bk	Stl	Min
		FG	FGA	FG	FGA	FT	FTA							
34	Lumpkin, Sanjay	f	1-2	1-2	0-0	0	2	2	3	3	1	1	0	27
35	Falzon, Aaron	f	0-3	0-3	0-0	0	2	4	1	0	0	2	0	13
22	Olah, Alex	g	5-12	0-0	0-2	1	6	7	1	10	1	1	0	32
14	Demps, Tre	g	6-15	4-10	2-5	1	3	4	0	18	3	1	0	37
30	McIntosh, Bryant	g	2-7	0-4	0-0	0	5	3	4	9	2	0	1	38
01	van Zegeren, Joey	g	0-0	0-0	0-0	0	2	2	0	0	0	0	0	4
20	Lindsey, Scottie	g	6-10	4-7	2-2	0	1	1	0	18	2	1	2	30
23	Ash, Jordan	g	0-1	0-0	0-0	0	0	0	0	0	0	0	0	3
44	Skelly, Gavin	g	2-2	0-0	1-1	1	3	4	1	5	2	0	0	11
05	Pardon, Derek	g	0-0	0-0	0-0	0	1	1	3	0	0	3	0	5
Team						1	0	1						
Totals			22-52	9-26	5-10	7	24	31	14	58	18	12	3	2

FG % 1st Half:	9-24	37.5%	2nd half:	13-28	46.4%	Game:	22-52	42.3%	Deadball	
3FG % 1st Half:	2-11	18.2%	2nd half:	7-15	46.7%	Game:	9-26	34.6%	Rebounds	2
FT % 1st Half:	1-4	25.0%	2nd half:	4-6	66.7%	Game:	5-10	50.0%		

Officials: Gene Staterone, Paul Szekel, Rob Kueneman
 Technical fouls: Illinois-None. Northwestern-None.
 Attendance: 8117

Period	1st	2nd	Total
Illinois	23	33	56
Northwestern	21	37	58

Points	23	33	56
In	8	13	5
Off	24	8	9
2nd	8	9	23
Fast	13	5	9
Chance	24	8	9
Break	8	13	5
Bench	8	9	23
Rebounds	13	5	9

Score tied - 5 times.
 Lead changed - 14 times.
 Largest lead - ILL by 6 1st-10:06, NU by 5 2nd-06:27.
 ILL led for 19:46. NU led for 15:47. Game was tied for 04:17.

Game 27

#17/16 Purdue 71, NU 61

Feb. 16, 2016 • West Lafayette, Ind.

Despite a second-half surge, Northwestern fell to Purdue, 71-61, at Mackey Arena. Tre Demps led Northwestern with 16 points, while Bryant McIntosh and Alex Olah chipped in 14 and 12 points, respectively. Northwestern was 14-of-25 (56.0 percent) from the field in the second half to overcome its 35.8 shooting performance in the opening 20 minutes and finish the game hitting 44.6 percent (25-of-56) of its shots. The 'Cats managed to hold Purdue to 38.3 percent from the field, but the Boilermakers were able to get to the free throw line to score 21 of their 71 points. After missing its first eight shot attempts to begin the game, Northwestern hit on four of its next five shots to cut into Purdue's lead, 14-9. With the 'Cats trailing, 35-21, McIntosh and Demps combined to score six unanswered points for NU to go into the locker room down, 35-27. Northwestern's momentum carried over into the second stanza. The Wildcats used an 8-2 run to begin the period and make it a two-possession game, 39-35, with 14:17 left to play. Purdue took advantage of the Wildcats' foul trouble by hitting 10-of-12 free throws in the first 12 minutes of the half. Purdue was 3-of-12 from the field during that same stretch. With just over seven minutes to play, McIntosh found Joey van Zegeren for a dunk that brought the contest to 56-50. Back-to-back 3-point field goals from Ryan Cline and Johnny Hill and a layup by Hammons would stretch the Boilermakers lead to 64-50 with less than five minutes to play. Olah scored four consecutive points in the final stretch of the half and a pair of free throws from McIntosh after a Purdue basket brought the deficit to seven, 66-59, but that's as close as NU would get.

#	Player	Total		3-Ptr		Rebounds		PF	TP	A	T	Bk	Stl	Min
		FG	FGA	FG	FGA	FT	FTA							
35	Falzon, Aaron	f	3-6	1-4	0-0	1	0	1	4	7	0	0	0	17
22	Olah, Alex	g	5-10	1-5	1-2	1	1	2	4	12	1	1	0	27
14	Demps, Tre	g	7-13	2-6	0-0	1	2	3	0	16	2	0	1	40
30	McIntosh, Bryant	g	5-11	1-3	3-4	0	5	3	3	14	4	0	0	37
34	Lumpkin, Sanjay	g	0-3	0-3	0-0	1	0	1	3	0	1	1	0	11
01	van Zegeren, Joey	g	1-2	0-0	0-0	2	1	3	3	2	0	2	0	11

Game 28

Michigan 72, NU 63

Feb. 24, 2016 • Ann Arbor, Mich.

Michigan broke a tie score with five minutes remaining by closing the game on an 18-9 run to defeat Northwestern 72-63 at Crisler Center. Alex Olah led the Wildcats with 19 points. Northwestern got the game off to a tremendous start as it surged out to a 17-4 lead seven minutes into the contest. Aaron Falzon, who hit four 3-pointers in the game, knocked down a pair of triples during the opening surge. However, NU cooled off and the Wolverines got things going as a 9-0 run trimmed the Wildcats' lead to four. Northwestern took advantage of Olah's size advantage down low as the senior center scored 14 first-half points to lead the way. Michigan would close to within 29-28 at the intermission as Duncan Robinson hit a 3-pointer just before the buzzer, Michigan's first make in nine first-half attempts from beyond the arch. Northwestern started the second half similar to how it started the first as a bucket by Bryant McIntosh preceded back-to-back trey from Falzon, extending the NU lead back up to nine, 37-28. Michigan would rally back to tie the game at 44 following consecutive triples from Aubrey Dawkins. The teams battled back and forth and the game was knotted at 54 apiece with five minutes to go when the Wolverines took over. The hosts were up by six before Tre Demps nailed a big 3-pointer to cut the Wildcats' deficit in half with 2:32 remaining. However, Northwestern was unable to get enough defensive stops down the stretch to earn the victory. Demps and Falzon joined Olah in double figures with 14 points apiece. Muhammad-Ali Abdur-Rahkman paced Michigan with 19 points.

Northwestern 63 • 17-11, 5-10 B1G

#	Player	Total		3-Ptr		Rebounds			PF	TP	A	TO	Blk	Stl	Min
		FG	FGA	FG	FGA	FT	FTA	Off							
35	Falzon, Aaron	r	5-10	4-8	0-0	1	1	2	3	14	1	2	0	0	29
22	Olah, Alex	c	8-17	1-6	2-3	0	5	5	3	19	2	1	0	1	31
14	Demps, Tre	g	5-12	2-7	2-2	0	3	3	2	14	3	1	0	0	39
30	McIntosh, Bryant	g	2-7	0-3	0-1	0	4	4	3	4	7	0	0	1	36
34	Lumpkin, Sanjay	g	0-0	0-0	0-0	1	2	3	5	0	3	2	0	0	20
01	van Zegeren, Joey	g	0-0	0-0	0-0	0	0	0	0	0	0	0	0	0	1
05	Pardon, Derek	g	1-2	0-0	0-0	1	0	1	2	2	0	1	0	0	8
20	Lindsey, Scottie	g	1-3	0-1	0-0	1	1	2	1	2	1	0	0	0	13
23	Ash, Jordan	g	0-0	0-0	0-0	0	0	0	0	0	0	0	0	0	4
44	Skelly, Gavin	g	3-3	1-1	1-3	0	1	1	1	8	0	2	0	0	19
Team															
Totals			25-54	8-26	5-9	6	18	24	20	63	17	9	0	2	200

FG % 1st Half: 12-28 42.9% 2nd half: 13-26 50.0% Game: 25-54 46.3% Deadball
 3FG % 1st Half: 4-13 30.8% 2nd half: 4-13 30.8% Game: 8-26 30.8% Rebounds
 FT % 1st Half: 1-2 50.0% 2nd half: 4-7 57.1% Game: 5-9 55.6%

Michigan 72 • 20-9, 10-6 B1G

#	Player	Total		3-Ptr		Rebounds			PF	TP	A	TO	Blk	Stl	Min
		FG	FGA	FG	FGA	FT	FTA	Off							
34	Donnal, Mark	r	2-3	0-1	3-4	2	2	4	4	7	0	1	0	1	30
10	Walton Jr., Derrick	g	4-9	0-2	8-8	0	6	6	0	16	3	1	0	0	39
12	Abdur-Rahkman, M-A	g	8-14	0-2	3-3	2	1	3	2	19	2	2	0	0	36
21	Irvin, Zak	g	2-6	0-3	2-4	0	3	3	2	6	2	3	0	0	35
22	Robinson, Duncan	g	2-7	1-4	0-0	0	1	1	1	5	1	1	0	0	21
03	Chatman, Kameron	g	0-1	0-0	2-2	2	1	3	1	2	0	0	0	0	6
11	Dakich, Andrew	g	0-0	0-0	0-0	0	0	0	0	0	0	0	0	1	4
24	Dawkins, Aubrey	g	4-7	3-3	0-2	0	7	7	0	11	0	0	0	0	19
32	Doyle, Ricky	g	2-2	0-0	2-2	1	1	2	1	6	0	0	0	0	10
Team															
Totals			24-49	4-15	20-25	8	25	33	11	72	8	9	0	2	200

FG % 1st Half: 12-25 48.0% 2nd half: 12-24 50.0% Game: 24-49 49.0% Deadball
 3FG % 1st Half: 1-9 11.1% 2nd half: 3-6 50.0% Game: 4-15 26.7% Rebounds
 FT % 1st Half: 3-3 100.0% 2nd half: 17-22 77.3% Game: 20-25 80.0%

Officials: Terry Oglesby, Chris Beaver, Bo Boroski
 Technical fouls: Northwestern-None. Michigan-None.
 Attendance: 12071
 Game Duration 1:51

Score by periods	1st	2nd	Total
Northwestern	29	34	63
Michigan	28	44	72

	In	Off	2nd	Fast	Bench
Points	Point	T/O	Chance	Break	
Northwestern	18	14	4	0	12
Michigan	32	10	6	4	19

Last FG - NU 2nd-00:07, MICH 2nd-01:19
 Largest lead - NU by 13 1st-12:58, MICH by 11 2nd-00:30
 NU led for 27:51, MICH led for 07:17. Game was tied for 04:52.

Score tied - 4 times.
 Lead changed - 5 times.

INDIVIDUAL CAREER HIGHS

JORDAN ASH

Points 10 vs. Sacred Heart (12/21/15)
 Rebounds..... 3 vs. Sacred Heart (12/21/15)
 FG..... 3 (2x) last vs. Sacred Heart (12/21/15)
 3-pt FG 2 vs. Chicago St. (12/13/15)
 FT..... 3 vs. Sacred Heart (12/21/15)
 Assists..... 4 vs. New Orleans (11/28/15)
 Steals 1 (2x) last vs. Michigan St. (1/28/16)
 Minutes... 17 (2x) last vs. Sacred Heart (12/21/15)

TRE DEMPS

Points 30 at Iowa (1/31/16)
 Rebounds..... 9 vs. Chicago St. (12/13/15)
 FG..... 11 at Iowa (1/31/16)
 3-pt FG 6 at Iowa (1/31/16)
 FT..... 6 (2x) last at Michigan State (2/13/14)
 Assists..... 8 vs. Minnesota (2/4/16)
 Steals 3 (2x) last at Iowa (1/31/16)
 Minutes..... 46 vs. Michigan (3/3/15)

AARON FALZON

Points 20 (2x) last at Minnesota (1/9/16)
 Rebounds..... 7 vs. Ohio State (1/6/16)
 FG..... 8 vs. UMass Lowell (11/13/15)
 3-pt FG 6 at Minnesota (1/9/16)
 FT..... 6 vs. Maryland (1/2/16)
 Assists..... 3 vs. Chicago St. (12/13/15)
 Steals 1 (7x) last vs. Michigan St. (1/28/16)
 Minutes... 35 (2x) last vs. Michigan St. (1/28/16)

CHARLIE HALL

Points none
 Rebounds..... none
 FG..... none
 3-pt FG none
 FT..... none
 Assists..... none
 Steals none
 Minutes..... 4 vs. Sacred Heart (12/21/15)

VIC LAW

Points 17 vs. Penn State (2/21/15)
 Rebounds..... 11 vs. Penn State (2/21/15)
 FG..... 7 vs. Penn State (2/21/15)
 3-pt FG 3 (3x) last vs. Indiana (2/25/15)
 FT..... 8 vs. Elon (11/22/14)
 Assists..... 4 (2x) last vs. Elon (11/22/14)
 Steals 3 vs. Michigan State (2/10/15)
 Minutes..... 38 vs. Michigan (3/3/15)

SCOTTIE LINDSEY

Points 26 vs. New Orleans (11/28/15)
 Rebounds..... 7 vs. MVSU (12/15/15)
 FG..... 9 vs. New Orleans (11/28/15)
 3-pt FG 6 vs. New Orleans (11/28/15)
 FT..... 3 vs. MVSU (12/15/15)
 Assists..... 7 vs. Missouri (11/24/15)
 Steals 2 (5x) last vs. Sacred Heart (12/21/15)
 Minutes..... 38 vs. Iowa (2/15/15)

SANJAY LUMPKIN

Points 15 at Brown (11/17/14)
 Rebounds..... 12 (3x) last vs. UML (11/13/15)
 FG..... 5 (3x) last at DePaul (12/19/15)
 3-pt FG 3 (2x) last at Maryland (1/25/15)
 FT..... 4 (4x) last vs. Wisconsin (1/12/16)
 Assists..... 5 vs. MVSU (12/14/14)
 Steals 5 vs. Iowa (1/25/14)
 Minutes..... 43 vs. Purdue (1/21/14)

BRYANT McINTOSH

Points 33 vs. Loyola (Md.) (12/27/15)
 Rebounds..... 7 at Maryland (1/19/16)
 FG..... 11 (2x) last vs. Loyola (Md.) (12/27/15)
 3-pt FG 5 vs. Columbia (11/20/15)
 FT..... 8 (2x) last vs. Loyola (Md.) (12/27/15)
 Assists 11 at Minnesota (1/9/16)
 Steals 4 vs. Fairfield (11/18/15)
 Minutes..... 45 at DePaul (12/19/15)

ALEX OLAH

Points 25 vs. Michigan (3/3/15)
 Rebounds..... 13 vs. Iowa (2/15/15)
 FG..... 12 vs. Michigan (3/3/15)
 3-pt FG 3 at Nebraska (3/1/14)
 FT..... 8 vs. Houston Baptist (11/14/14)
 Assists 7 (2x) last vs. N. Kentucky (12/27/14)
 Steals 3 vs. Delaware St. (11/20/12)
 Minutes..... 44 vs. Michigan (3/3/15)

DERERK PARDON

Points 28 at Nebraska (12/30/15)
 Rebounds..... 14 vs. Ohio State (1/6/16)
 FG..... 11 at Nebraska (12/30/15)
 3-pt FG none
 FT..... 6 at Nebraska (12/30/15)
 Assists 2 vs. Wisconsin (1/12/16)
 Steals 2 vs. Penn State (1/16/16)
 Minutes..... 29 at Nebraska (12/30/15)

GAVIN SKELLY

Points 10 vs. New Orleans (11/28/15)
 Rebounds..... 8 vs. New Orleans (11/28/15)
 FG..... 4 vs. New Orleans (11/28/15)
 3-pt FG 1 (3x) last at Michigan (2/24/16)
 FT..... 5 vs. Missouri (11/24/15)
 Assists 3 vs. MVSU (12/14/14)
 Steals 3 vs. MVSU (12/14/14)
 Minutes..... 21 vs. Sacred Heart (12/21/15)

NATHAN TAPHORN

Points 16 vs. MVSU (12/14/14)
 Rebounds..... 6 vs. Sacred Heart (12/21/15)
 FG..... 7 vs. MVSU (12/14/14)
 3-pt FG 3 (5x) last vs. SIUE (12/5/15)
 FT..... 2 (5x) last vs. Sacred Heart (12/21/15)
 Assists 3 vs. MVSU (12/15/15)
 Steals 2 at Stanford (11/14/13)
 Minutes..... 27 vs. Missouri (11/28/13)

JOEY VAN ZEGEREN

Points 21 at Georgia Tech (3/8/14)
 Rebounds..... 10 (3x) last at Penn State (12/3/14)
 FG..... 9 (2x) last at Penn State (12/3/14)
 3-pt FG none
 FT..... 4 (3x) last vs. New Orleans (11/28/15)
 Assists 3 vs. Virginia (2/18/14)
 Steals 2 (3x) last vs. Presbyterian (12/27/14)
 Minutes..... 35 at Miami (Fla.) (12/8/13)

ACTIVE TEAM LEADERS

POINTS

Tre Demps..... 1,433
 Alex Olah..... 1,106
 Bryant McIntosh..... 757
 Joey van Zegeren 515
 Sanjay Lumpkin 376

REBOUNDS

Alex Olah..... 631
 Sanjay Lumpkin..... 427
 Joey van Zegeren 395
 Tre Demps..... 335
 Bryant McIntosh..... 180

ASSISTS

Bryant McIntosh..... 335
 Tre Demps..... 285
 Alex Olah..... 158
 Sanjay Lumpkin 105
 Scottie Lindsey 54

BLOCKED SHOTS

Alex Olah..... 176
 Joey van Zegeren 113
 Gavin Skelly 29
 Sanjay Lumpkin 28
 Scottie Lindsey 21

STEALS

Sanjay Lumpkin 73
 Alex Olah..... 51
 Tre Demps..... 43
 Bryant McIntosh..... 37
 Joey van Zegeren 32

3-POINT FIELD GOALS

Tre Demps..... 195
 Bryant McIntosh..... 82
 Nathan Taphorn..... 58
 Scottie Lindsey 58
 Aaron Falzon 56

GAMES PLAYED

Tre Demps..... 128
 Alex Olah..... 118
 Joey van Zegeren 103
 Sanjay Lumpkin 97
 Nathan Taphorn..... 72

GAMES STARTED

Alex Olah..... 110
 Sanjay Lumpkin 86
 Tre Demps..... 69
 Bryant McIntosh..... 58
 Joey van Zegeren 40

CURRENT PLAYERS ON NU CAREER LISTS**POINTS**

1.	John Shurna, 2009-12.....	2,038
2.	Drew Crawford, 2010-14.....	1,920
3.	Billy McKinney, 1974-77.....	1,900
4.	Evan Eschmeyer, 1995-99.....	1,805
5.	Michael Thompson, 2008-11.....	1,689
6.	Jim Stack, 1979-83.....	1,583
7.	Vedran Vukusic, 2002-06.....	1,581
8.	Kevin Rankin, 1991-94.....	1,575
9.	Cedric Neloms, 1992-95.....	1,533
10.	Jitim Young, 2001-04.....	1,521
11.	Tre Demps, 2012-present.....	1,433
24.	Frank Ehmann, 1952-55.....	1,145
25.	Hal Grant, 1952-55.....	1,123
26.	Tavaras Hardy, 1999-2002.....	1,122
27.	Mark Sibley, 1971-73.....	1,113
28.	Alex Olah, 2013-present.....	1,106

THREE-POINT FIELD GOALS

1.	Craig Moore, 2006-09.....	320
2.	Michael Thompson, 2007-11.....	276
3.	John Shurna, 2009-12.....	274
4.	Drew Crawford, 2010-14.....	232
5.	Vedran Vukusic, 2002-06.....	212
6.	Todd Leslie, 1990-94.....	203
7.	Winston Blake, 2000-03.....	200
8.	Tre Demps, 2012-present.....	195

ASSISTS

1.	Michael Thompson, 2008-11.....	528
2.	Patrick Baldwin, 1991-94.....	452
3.	Shawn Watts, 1984-87.....	379
4.	Michael Jenkins, 1980-83.....	342
5.	Tim Doyle, 2005-07.....	341
6.	Bryant McIntosh, 2015-present.....	335

BLOCKED SHOTS

1.	Alex Olah, 2013-present.....	176
2.	John Shurna, 2009-12.....	136
3.	Kevin Rankin, 1991-94.....	133
4.	Evan Eschmeyer, 1995-99.....	132

FREE THROW PERCENTAGE

1.	Jeff Grose, 1986-89.....	.862
2.	Dan Davis, 1967-69.....	.843
3.	Bryant McIntosh, 2014-present.....	.840
4.	Jerry Marifke, 1976-79.....	.839
5.	Jim Stack, 1979-83.....	.836

FIELD GOAL ATTEMPTS

1.	Billy McKinney, 1974-77.....	1,645
2.	Drew Crawford, 2010-14.....	1,575
3.	John Shurna, 2009-12.....	1,509
4.	Jim Stack, 1979-83.....	1,367
5.	Tre Demps, 2012-present.....	1,332

GAMES PLAYED

1.	Drew Crawford, 2010-14.....	143
2.	John Shurna, 2009-12.....	130
3.	Michael Thompson, 2007-11.....	129
4.	Tre Demps, 2012-present.....	128
	Alex Marcotullio, 2010-13.....	128
6.	Dave Sobolewski, 2012-15.....	123
7.	Craig Moore, 2006-09.....	121
8.	Alex Olah, 2013-present.....	118
	Tavaras Hardy, 1999-2002.....	118
	Sterling Williams, 2006-09.....	118

30+ POINT GAMES

	SEASON	CAREER
Bryant McIntosh	2	2
Tre Demps	1	1

20+ POINT SCORING GAMES

	SEASON	CAREER
Tre Demps	6	13
Alex Olah	4	9
Bryant McIntosh	5	7
Aaron Falzon	2	2
Scottie Lindsey	1	1
Dererk Pardon	1	1

10+ REBOUND GAMES

	SEASON	CAREER
Alex Olah	2	13
Sanjay Lumpkin	2	7
Dererk Pardon	2	2
Vic Law	0	1

10+ ASSIST GAMES

	SEASON	CAREER
Bryant McIntosh	3	3

DOUBLE-DOUBLES

	SEASON	CAREER
Alex Olah	2	10
Sanjay Lumpkin	0	3
Bryant McIntosh	1	1
Dererk Pardon	1	1
Vic Law	0	1



1

JOEY VAN ZEGEREN

6-10 • 235 • Gr. • Center
 Hoogeveen, Netherlands
 Canarias Basketball Academy/
 Virginia Tech

2015-16 SEASON NOTES

- Appeared in first game as a Wildcat vs. UMass Lowell (11/13), posting 4 rebounds with a blocked shot and a steal
- Grabbed 6 rebounds in 10 minutes of action in a win over Columbia (11/20)
- Connected on all three field goals en route to 8 points with 5 rebounds in a victory over Missouri (11/24)
- In his return to Virginia Tech (12/1), contributed a pair of dunks late in regulation to help lead the Wildcats to victory
- Blocked a season-high 5 shots to go along with 6 points and 8 rebounds in a win over SIUE (12/5)
- Missed four straight games from 12/13-21 due to a right foot injury
- Returned from injury to make first start as a Wildcat in a win over Loyola (Md.) (12/27), posting 6 points, 5 rebounds and 3 blocks
- Posted 8 points, including hitting a three field goal attempts, vs. No. 4 Maryland (1/2)
- Tallied a season-high 11 points, including nine consecutive for the team spanning both halves, in a victory at Minnesota (1/9)
- Grabbed 7 rebounds, including 5 offensive, to go along with 5 points at No. 7/5 Maryland (1/19)

VAN ZEGEREN'S GAME-BY-GAME STATISTICS

Opponent	GS	FG	3FG	FT	Reb	Pts	A	TO	B	S	Min
UMass Lowell	0-1	0-0	1-5	4	1	0	0	1	1	1	10
Fairfield	2-3	0-0	2-3	2	6	0	0	1	0	1	12
Columbia	1-1	0-0	0-0	6	2	1	4	0	1	10	10
vs. North Carolina	1-1	0-0	0-0	2	2	0	1	1	1	1	13
vs. Missouri	3-3	0-0	2-4	5	8	0	3	1	0	15	15
New Orleans	0-2	0-0	4-4	3	4	1	1	1	0	19	19
at Virginia Tech	2-3	0-0	0-0	2	4	0	2	1	0	14	14
SIU Edwardsville	2-4	0-0	2-7	8	6	0	0	5	0	16	16
Chicago State					DNP						
Miss. Valley State					DNP						
at DePaul					DNP						
Sacred Heart					DNP						
Loyola (Md.)	* 3-5	0-0	0-3	5	6	1	1	3	0	17	17
at Nebraska	* 1-3	0-0	0-0	3	2	0	1	0	1	11	11
Maryland	* 3-3	0-0	2-7	3	8	0	2	1	0	1	23
Ohio State	* 2-4	0-0	3-3	3	7	0	1	0	0	16	16
at Minnesota	* 4-5	0-0	3-3	4	11	1	2	1	1	21	21
Wisconsin	* 2-3	0-0	1-2	4	5	0	0	2	0	23	23
Penn State	* 1-1	0-0	0-0	1	2	0	0	1	0	13	13
at Maryland	* 1-3	0-0	3-6	7	5	0	2	1	1	25	25
at Indiana	* 0-1	0-0	0-0	0	0	0	0	0	0	5	5
Michigan State	0-0	0-0	0-0	1	0	0	0	0	0	3	3
at Iowa	0-1	0-0	0-2	3	0	0	1	0	1	5	5
Minnesota	1-1	0-0	0-2	0	2	0	0	0	0	6	6
at Ohio State	1-2	0-0	0-0	1	2	0	0	0	0	1	1
Illinois	0-0	0-0	0-0	2	0	0	0	0	0	4	4
at Purdue	1-2	0-0	0-0	3	2	0	2	0	0	11	11
at Michigan	0-0	0-0	0-0	0	0	0	0	0	0	1	1



5

DERERK PARDON

6-8 • 230 • Fr. • Center
 Cleveland, Ohio
 Villa Angela-St. Joseph

2015-16 SEASON NOTES

- Made collegiate debut in a comeback victory over Loyola (Md.) (12/27), connecting on all three field goal attempts in scoring 6 points with 4 rebounds and a blocked shot
- In just his second collegiate game, posted a double-double with 28 points and 12 rebounds (23 and 11 in the second half) in a stellar performance to key a comeback from a 12-point deficit in a victory over Nebraska (12/30) in the Big Ten opener
- Connected on four of five field goal attempts in posting 8 points with 6 rebounds vs. No. 4 Maryland (1/2)
- Recorded 9 points and a career-high 14 rebounds (7 offensive) with a pair of blocked shots vs. Ohio State (1/6)
- The 14 rebounds vs. Ohio State were the most by a Northwestern player in a game since Jared Swopshire had 16 at Nebraska Jan. 26, 2013
- Tallied 12 points of 5-of-6 shooting with 5 rebounds vs. Penn State (1/16)
- Hit on 5 of 6 field goal attempts in scoring 11 points at No. 7/5 Maryland (1/19)
- Connected on 4 of 5 field goals attempts, scoring 9 points at No. 25/23 Indiana (1/23)

PARDON'S GAME-BY-GAME STATISTICS

Opponent	GS	FG	3FG	FT	Reb	Pts	A	TO	B	S	Min
UMass Lowell											DNP
Fairfield											DNP
Columbia											DNP
vs. North Carolina											DNP
vs. Missouri											DNP
New Orleans											DNP
at Virginia Tech											DNP
SIU Edwardsville											DNP
Chicago State											DNP
Miss. Valley State											DNP
at DePaul											DNP
Sacred Heart											DNP
Loyola (Md.)	3-3	0-0	0-2	4	6	0	1	1	1	0	23
at Nebraska	11-14	0-0	6-8	12	28	0	0	1	1	1	29
Maryland	4-5	0-0	0-1	6	8	1	0	1	0	1	23
Ohio State	4-11	0-0	1-4	14	9	0	0	2	0	2	25
at Minnesota	1-1	0-0	3-4	0	5	1	2	0	2	18	18
Wisconsin	1-1	0-0	4-8	4	6	2	1	0	0	16	16
Penn State	5-6	0-0	2-5	5	12	0	0	0	2	20	20
at Maryland	5-6	0-0	1-2	3	11	0	0	0	0	15	15
at Indiana	4-5	0-0	1-2	4	9	0	0	1	0	18	18
Michigan State	1-2	0-0	3-3	3	5	0	0	1	0	19	19
at Iowa	3-4	0-0	0-0	6	6	0	1	1	0	22	22
Minnesota	* 1-4	0-0	2-4	4	4	0	1	1	0	18	18
at Ohio State	* 0-2	0-0	0-0	2	0	0	1	0	0	17	17
Illinois	0-0	0-0	0-0	1	0	0	3	0	0	5	5
at Purdue	1-2	0-0	0-0	3	2	0	0	1	0	6	6
at Michigan	1-2	0-0	0-0	1	2	0	1	0	0	8	8



10

CHARLIE HALL

6-5 • 200 • Fr. • Forward
Los Angeles, Calif.
Crossroads School

2015-16 SEASON NOTES

- Made collegiate debut in a season-opening victory over UMass Lowell (11/13)



14

TRE DEMPS

6-3 • 202 • R-Sr. • Guard
Concord, Calif.
Ronald Reagan (San Antonio)

2015-16 SEASON NOTES

- Got married during the summer of 2015 to his wife, Heather
- Average of 14.9 points per game ranks 12th in the Big Ten
- Ranks 11th in school history with 1,433 career points
- Eighth in school history with 195 3-point field goals
- Handed out 25 assists with only one turnover over a six-game stretch from Dec. 13-30
- Was one of the top 20 players in the nation to take part in the Nike Basketball Academy camp in California last August
- Tallied 10 points with 3 assists in a season-opening win over UMass Lowell (11/13)
- Scored 22 points with four 3-pointers and 6 assists in an overtime victory over Columbia (11/20)
- Accounted for the team's first 10 points of the game en route to posting 16 points with 5 assists and 3 steals in a win over New Orleans (11/28)
- Posted the team's first nine points of the game en route to scoring 17 in a victory at Virginia Tech (12/1)
- Matched a career high with 7 assists in a win over SIUE (12/5)
- Scored 23 points with five 3-pointers while posting new best of 9 rebounds in a victory over Chicago State (12/13)
- Recorded 18 points, 7 rebounds and 4 assists to earn the Waldo Fisher/Frank McGrath Award as the MVP of the Northwestern/DePaul game (12/19)
- Tallied 17 points with 5 assists in a win over Sacred Heart (12/21)
- Scored a game-high 22 points vs. Penn State (1/16)
- Hit three 3-pointers and scored 17 points at No. 25/23 Indiana (1/23)
- Posted career highs of 30 points, 11 field goals and six 3-pointers while matching another best with 3 steals at No. 3/4 Iowa (1/31)
- Set a career high with 8 assists to go along with a game-high 23 points on 8-of-13 shooting from the field in a victory over Minnesota (2/4)
- Tallied a team-high 14 points at Ohio State (2/9)
- Knocked down four consecutive 3-pointers over a span of 2:44 late in the game en route to scoring 18 points in a victory over Illinois (2/13)

HALL'S GAME-BY-GAME STATISTICS

Opponent	GS	FG	3FG	FT	Reb	Pts	A	TO	B	S	Min
UMass Lowell		0-0	0-0	0-0	0	0	0	0	0	0	1
Fairfield					DNP						
Columbia					DNP						
vs. North Carolina					DNP						
vs. Missouri					DNP						
New Orleans		0-0	0-0	0-0	0	0	0	0	0	0	1
at Virginia Tech					DNP						
SIU Edwardsville					DNP						
Chicago State		0-0	0-0	0-0	0	0	0	0	0	0	2
Miss. Valley State					DNP						
at DePaul		0-0	0-0	0-0	0	0	0	0	0	0	0+
Sacred Heart		0-0	0-0	0-0	0	0	0	0	0	0	4
Loyola (Md.)					DNP						
at Nebraska					DNP						
Maryland					DNP						
Ohio State					DNP						
at Minnesota		0-0	0-0	0-0	0	0	0	0	0	0	1
Wisconsin					DNP						
Penn State					DNP						
at Maryland					DNP						
at Indiana					DNP						
Michigan State					DNP						
at Iowa					DNP						
Minnesota		0-0	0-0	0-0	0	0	0	0	0	0	1
at Ohio State					DNP						
Illinois					DNP						
at Purdue					DNP						
at Michigan					DNP						

DEMPS' GAME-BY-GAME STATISTICS

Opponent	GS	FG	3FG	FT	Reb	Pts	A	TO	B	S	Min
UMass Lowell	*	3-9	1-5	3-4	1	10	3	0	0	0	36
Fairfield	*	4-16	0-7	6-8	2	14	3	1	0	0	39
Columbia	*	9-19	4-8	0-1	3	22	6	2	0	0	45
vs. North Carolina	*	7-16	4-7	3-4	3	21	3	2	0	1	37
vs. Missouri	*	5-9	1-2	2-3	4	13	2	3	0	1	37
New Orleans	*	7-14	2-6	0-0	1	16	5	1	0	3	28
at Virginia Tech	*	8-21	1-9	0-0	6	17	4	1	0	0	45
SIU Edwardsville	*	3-8	1-3	0-0	1	7	7	3	0	0	29
Chicago State	*	9-18	5-10	0-0	9	23	3	0	0	0	34
Miss. Valley State	*	4-13	1-5	4-5	4	13	2	0	0	0	34
at DePaul	*	7-20	1-6	3-4	7	18	4	0	0	1	43
Sacred Heart	*	6-12	4-8	1-2	3	17	5	0	0	0	29
Loyola (Md.)	*	3-9	0-1	1-2	3	7	7	1	0	1	37
at Nebraska	*	6-16	3-7	2-4	4	17	4	0	0	1	36
Maryland	*	4-16	1-6	0-0	1	9	0	3	0	0	37
Ohio State	*	3-17	1-8	0-0	1	7	0	0	0	0	35
at Minnesota	*	5-11	1-5	2-2	5	13	1	0	0	1	38
Wisconsin	*	3-10	0-2	2-4	4	8	3	2	0	1	39
Penn State	*	9-20	2-8	2-3	2	22	3	0	0	0	40-
at Maryland	*	3-14	0-6	0-2	7	6	4	2	0	1	41
at Indiana	*	7-13	3-7	0-0	2	17	2	3	0	0	37
Michigan State	*	2-14	0-7	0-0	4	4	3	3	0	0	29
at Iowa	*	11-22	6-15	2-3	3	30	4	3	0	3	36
Minnesota	*	8-13	3-7	4-4	4	23	8	1	0	2	38
at Ohio State	*	3-13	3-7	5-6	2	14	3	4	0	0	39
Illinois	*	6-15	4-10	2-5	4	18	3	1	0	0	37
at Purdue	*	7-13	2-6	0-0	3	16	2	0	1	0	40
at Michigan	*	5-12	2-7	2-2	3	14	3	1	0	0	30



20

SCOTTIE LINDSEY


6-5 • 205 • So. • Guard/Forward
Hillside, Ill.
Fenwick

2015-16 SEASON NOTES

- Ranks 11th in the Big Ten with a .417 3-point field goal percentage
- Scored 7 points, including throwing down a pair of dunks, with 3 rebounds and 2 steals in a season-opening victory vs. UMass Lowell (11/13)
- Hit two 3-pointers and scored 8 points in a win over Fairfield (11/18)
- Posted a season-high 11 points against No. 9/8 North Carolina (11/23)
- Dished out career-best 7 assists in a victory over Missouri (11/24)
- Came off the bench to tally a career-high 26 points on 9-of-12 shooting, including 6-of-7 from 3-point range, in a victory over New Orleans (11/28)
- Pulled down a career-high 7 rebounds off the bench in a win over Mississippi Valley State (12/15)
- Scored 11 points with 6 assists, 4 rebounds and 2 steals in a victory over Sacred Heart (12/21)
- Connected on 5 of 6 field goal attempts, including all three from 3-point range, in scoring 14 points with 4 rebounds in a win over Loyola (Md.) (12/27)
- Knocked down three 3-pointers, including one that tied the game to help erase a 12-point second-half deficit, in a win at Nebraska (12/30)
- Came off the bench to tally 15 points at No. 3/4 Iowa (1/31)
- Tallied 10 points at Ohio State (2/9)
- Hit four 3-pointers and scored 18 points off the bench in a season-high 30 minutes of action in a victory over Illinois (2/13)

LINDSEY'S GAME-BY-GAME STATISTICS

Opponent	GS	FG	3FG	FT	Reb	Pts	A	TO	B	S	Min
UMass Lowell		3-9	0-4	1-4	3	7	1	1	1	2	21
Fairfield		2-7	2-4	2-2	3	8	2	0	0	0	18
Columbia		0-1	0-1	0-0	0	0	0	1	1	0	7
vs. North Carolina		4-5	2-3	1-1	1	11	0	2	1	1	25
vs. Missouri		1-6	1-5	0-0	1	3	7	1	0	0	25
New Orleans		9-12	6-7	2-2	5	26	1	1	1	1	27
at Virginia Tech	*	1-3	1-2	0-0	0	3	0	3	0	1	12
SIU Edwardsville	*	2-5	0-2	0-1	0	4	2	1	0	1	14
Chicago State	*	1-4	0-3	0-0	1	2	2	1	0	0	17
Miss. Valley State		0-4	0-2	3-4	7	3	1	2	0	0	18
at DePaul		2-6	1-4	0-0	4	5	1	0	0	0	17
Sacred Heart		4-7	3-5	0-0	4	11	6	0	0	2	24
Loyola (Md.)		5-6	3-3	1-1	4	14	1	1	0	0	22
at Nebraska		3-4	3-4	0-0	3	9	1	1	0	0	23
Maryland		2-5	1-3	2-2	4	7	0	1	0	1	20
Ohio State		0-2	0-2	0-0	4	0	3	1	0	1	15
at Minnesota		4-6	1-3	0-0	0	9	1	2	0	2	16
Wisconsin		0-1	0-0	0-0	1	0	0	1	0	0	12
Penn State		1-5	0-3	0-0	3	2	0	0	0	0	17
at Maryland		1-3	1-2	0-0	3	3	1	1	0	0	18
at Indiana		0-5	0-2	0-0	1	0	0	0	0	0	23
Michigan State					DNP						
at Iowa		5-9	3-4	2-2	0	15	0	2	0	1	26
Minnesota		2-4	1-3	1-2	1	6	0	0	0	0	19
at Ohio State		4-6	2-2	0-0	1	10	1	0	0	1	19
Illinois		6-10	4-7	2-2	1	18	2	1	2	1	30
at Purdue		1-6	0-4	0-0	2	2	3	1	0	0	25
at Michigan		1-3	0-1	0-0	2	2	1	0	0	0	13



22

ALEX OLAH

7-0 • 275 • Sr. • Center
Timisoara, Romania
Traders Point Christian (Ind.)

2015-16 SEASON NOTES

- Northwestern's all-time leader with 176 blocked shots
- Named Big Ten Co-Player of the Week Nov. 16 for his efforts in a Nov. 13 win over UMass Lowell in which he posted 21 points, 12 rebounds and 2 blocked shots
- Matched a career high with 6 blocked shots in a victory over New Orleans (11/28)
- Tied a season high with 21 points to go along with 8 rebounds in a win over SIUE (12/5)
- Recorded a double-double in a victory over Mississippi Valley State (12/15), hitting his first seven field goal attempts in posting 21 points with 11 rebounds and 3 blocked shots
- Scored 14 points with 7 rebounds in an overtime victory at DePaul (12/19)
- Became 33rd player in school history to reach 1,000 career points, scoring at team-high 21 including hitting 8 of 10 field goal attempts in a win over Sacred Heart (12/21)
- Missed six straight games from Dec. 27-Jan. 12 due to a left foot injury
- Connected on 9 of 12 field goal attempts in scoring a game-high 19 points off the bench at No. 25/23 Indiana (1/23)
- Finished one rebound shy of a double-double, recording 11 points and 9 rebounds off the bench at Ohio State (2/9)
- Recorded 10 points and 7 rebounds in a victory over Illinois (2/13)
- Tallied 12 points at No. 17/16 Purdue (2/16)
- Scored 19 points, including 14 in the first half, at Michigan (2/24)

OLAH'S GAME-BY-GAME STATISTICS

Opponent	GS	FG	3FG	FT	Reb	Pts	A	TO	B	S	Min
UMass Lowell	*	7-11	0-1	7-8	12	21	1	1	2	0	30
Fairfield	*	4-6	0-0	3-4	5	11	1	4	1	0	27
Columbia	*	4-6	0-0	0-1	7	8	2	1	1	0	35
vs. North Carolina	*	4-5	1-1	1-1	4	10	1	1	1	0	27
vs. Missouri	*	2-7	1-2	3-5	6	8	0	1	0	1	25
New Orleans	*	1-4	0-0	2-2	8	4	1	4	6	0	21
at Virginia Tech	*	2-6	1-1	0-1	3	5	1	0	3	0	30
SIU Edwardsville	*	9-15	0-1	3-6	8	21	1	0	2	0	23
Chicago State	*	4-6	0-2	1-2	2	9	2	0	3	0	25
Miss. Valley State	*	8-11	0-1	5-7	11	21	2	2	3	0	26
at DePaul	*	5-10	0-0	4-4	7	14	2	1	2	0	33
Sacred Heart	*	8-10	0-0	5-6	5	21	0	1	0	0	20
Loyola (Md.)					DNP						
at Nebraska					DNP						
Maryland					DNP						
Ohio State					DNP						
at Minnesota					DNP						
Wisconsin					DNP						
Penn State		1-4	0-0	3-4	2	5	0	0	0	0	7
at Maryland		0-5	0-0	0-0	1	0	0	0	1	0	13
at Indiana		9-12	1-1	0-3	2	19	2	2	1	0	20
Michigan State	*	0-6	0-0	4-4	1	4	0	0	0	1	19
at Iowa	*	0-2	0-0	3-6	4	3	0	0	0	0	11
Minnesota		3-4	0-1	0-0	2	6	1	1	3	1	16
at Ohio State		5-11	1-2	0-0	9	11	1	3	1	0	22
Illinois	*	5-12	0-0	0-2	7	10	1	1	1	0	32
at Purdue		5-10	1-5	1-2	2	12	1	1	0	0	21
at Michigan	*	8-17	1-6	2-3	5	19	2	1	0	1	31



23

JORDAN ASH

6-3 • 190 • Fr. • Guard
Bolingbrook, Ill.
St. Joseph

2015-16 SEASON NOTES

- Made collegiate debut in a season-opening victory over UMass Lowell (11/13)
- Recorded a rebound, an assist and a steal against No. 9/8 North Carolina (11/23)
- Knocked down his first collegiate field goal—a 3-pointer—in a victory over Missouri (11/24)
- Handed out 4 assists in a season-high 17 minutes of action in a victory over New Orleans (11/28)
- Scored 8 points, including hitting a pair of 3-pointers, in a win over Chicago State (12/13)
- Posted a season-high 10 points with 3 rebounds and a pair of assists in a victory over Sacred Heart (12/21)

ASH'S GAME-BY-GAME STATISTICS

Opponent	GS	FG	3FG	FT	Reb	Pts	A	TO	B	S	Min
UMass Lowell	0-0	0-0	0-0	0-0	0	0	0	0	0	0	2
Fairfield	0-1	0-1	0-0	0-0	0	0	0	0	0	0	3
Columbia	0-0	0-0	0-0	0-0	0	0	0	0	0	0	0+
vs. North Carolina	0-1	0-1	0-0	0-0	1	0	1	0	0	1	7
vs. Missouri	1-1	1-1	0-0	0-0	1	3	0	0	0	0	6
New Orleans	1-2	0-1	0-0	0-0	1	2	4	1	0	0	17
at Virginia Tech	0-1	0-1	0-0	0-0	0	0	1	0	0	0	3
SIU Edwardsville	0-0	0-0	0-0	0-0	1	0	2	0	0	0	9
Chicago State	3-7	2-4	0-0	0-0	1	8	1	1	0	0	12
Miss. Valley State	0-0	0-0	0-2	0-0	0	0	2	1	0	0	11
at DePaul	0-0	0-0	0-0	0-0	0	0	0	0	0	0	0+
Sacred Heart	3-4	1-2	3-4	3-4	3	10	2	1	0	0	17
Loyola (Md.)					DNP						
at Nebraska	0-0	0-0	0-0	0-0	0	0	0	0	0	0	0+
Maryland	0-1	0-1	0-0	0-0	0	0	0	0	0	0	2
Ohio State	0-0	0-0	0-0	0-0	0	0	0	0	0	0	1
at Minnesota	1-1	0-0	2-2	2-2	2	4	0	0	0	0	8
Wisconsin	0-0	0-0	0-0	0-0	0	0	0	0	0	0	4
Penn State	0-0	0-0	0-0	0-0	0	0	0	0	0	0	2
at Maryland					DNP						
at Indiana	0-2	0-1	0-0	0-0	0	0	1	0	0	0	7
Michigan State	1-2	0-1	2-2	2-2	1	4	0	1	0	1	14
at Iowa	1-2	0-1	0-0	0-0	0	2	1	1	0	0	6
Minnesota	0-1	0-0	0-0	0-0	0	0	1	0	0	0	2
at Ohio State	0-0	0-0	0-0	0-0	0	0	0	0	0	0	0+
Illinois	0-1	0-0	0-0	0-0	0	0	0	0	0	0	3
at Purdue	0-0	0-0	0-0	0-0	0	0	0	0	0	0	2
at Michigan	0-0	0-0	0-0	0-0	0	0	0	0	0	0	4



32

NATHAN TAPHORN

6-7 • 215 • Jr. • Forward
Pekin, Ill.
Pekin

2015-16 SEASON NOTES

- Came off the bench score 8 points including knocking down a pair of 3-pointers in season-opening win over UMass Lowell (11/13)
- Hit a pair of 3-pointers and grabbed 4 rebounds with a pair of assists in an overtime win over Columbia (11/20)
- Knocked down two triples in a win over New Orleans (11/28)
- Tallied a season-high 11 points, hitting three 3-pointers, in a victory at Virginia Tech (12/1)
- Connected on three 3-point field goals in scoring 9 points in a win over SIUE (12/5)
- Matched a season high with 11 points—including hitting a trio of 3-pointers—while posting 5 rebounds with 3 assists and a pair of blocked shots in a victory over Chicago State (12/13)
- Posted a career-best 3 blocked shots while matching another with 5 rebounds to go along with 6 points in a win over Mississippi Valley State (12/15)
- Grabbed a career-high 6 rebounds to go along with 11 points in a victory over Sacred Heart (12/21)

TAPHORN'S GAME-BY-GAME STATISTICS

Opponent	GS	FG	3FG	FT	Reb	Pts	A	TO	B	S	Min
UMass Lowell	3-7	2-6	0-0	0-0	3	8	1	1	1	0	14
Fairfield	0-3	0-3	2-3	2-3	1	2	1	1	0	0	13
Columbia	2-3	2-3	0-0	0-0	4	6	2	0	0	0	14
vs. North Carolina	1-1	1-1	0-0	0-0	0	3	0	0	0	0	5
vs. Missouri					DNP						
New Orleans	2-5	2-5	0-0	0-0	2	6	1	1	0	0	14
at Virginia Tech	4-7	3-5	0-0	0-0	3	11	1	0	1	0	21
SIU Edwardsville	3-5	3-4	0-0	0-0	1	9	0	1	0	0	11
Chicago State	4-7	3-6	0-0	0-0	5	11	3	2	2	0	20
Miss. Valley State	2-5	1-4	1-2	1-2	5	6	3	0	3	1	18
at DePaul	1-3	0-2	1-1	1-1	2	3	0	1	0	0	14
Sacred Heart	4-7	1-4	2-2	2-2	6	11	1	2	0	0	13
Loyola (Md.)	0-2	0-1	0-0	0-0	1	0	0	1	0	0	3
at Nebraska	0-0	0-0	2-2	2-2	0	0	0	0	0	0	0+
Maryland	0-2	0-1	0-0	0-0	3	0	0	0	0	0	11
Ohio State	2-2	2-2	0-2	0-2	2	6	1	0	1	0	12
at Minnesota	2-2	1-1	0-0	0-0	0	5	0	0	0	0	12
Wisconsin	0-1	0-1	0-0	0-0	0	0	0	1	0	1	3
Penn State	0-2	0-2	0-1	0-1	1	0	0	1	0	0	14
at Maryland					DNP						
at Indiana	1-2	0-0	1-2	1-2	1	3	1	0	0	1	8
Michigan State	0-5	0-3	0-0	0-0	4	0	0	1	0	0	18
at Iowa	1-3	1-3	0-0	0-0	2	3	0	2	0	0	11
Minnesota	1-1	1-1	0-0	0-0	1	3	0	0	0	0	2
at Ohio State					DNP						
Illinois					DNP						
at Purdue					DNP						
at Michigan					DNP						



30

BRYANT McINTOSH

6-3 • 185 • So. • Guard
Greensburg, Ind.
Greensburg

2015-16 SEASON NOTES

- Ranks second in the Big Ten in assists (6.6 pg), fifth in free throw percentage (.829) and 15th in scoring (14.0 ppg)
- Average of 6.6 assists per game ranks 10th nationally
- Has handed out 8 or more assists in a game 11 times this season, including six in a row from Dec. 15-Jan. 2
- Has dished out 185 assists this season, a Northwestern single-season record
- Has posted 10 or more assists in a game three times, making him the first player in school history with multiple double-figure assists games in the same season
- Team leader with 29 steals after recording 8 all of last season
- Was one of four college players to participate in Stephen Curry's SC 30 Select Camp in California in August
- Scored 12 points and dished out 8 assists in a season-opening victory over UMass Lowell (11/13)
- Put together a solid all-around game in a win over Fairfield (11/18), posting 20 points, 5 assists, 5 rebounds and a season-high 4 steals
- Scored 32 points with five 3-pointers and 6 assists on his 21st birthday in an overtime win over Columbia (11/20)
- Handed out 9 assists to go along with 14 points against No. 9/8 North Carolina (11/23)
- Tallied the team's first 11 points of the game, including hitting three straight 3-point attempts, in a win over Missouri (11/24)
- Posted 13 points and dished out 6 of his 7 assists in the first half in a win over New Orleans (11/28)
- Scored a team-high 19 points, including hitting the game-winning layup with 27.4 seconds remaining in overtime, in a victory at Virginia Tech (12/1)
- Recorded 13 points and 8 assists in an overtime victory at DePaul (12/19)
- Dished out 10 assists in a win over Sacred Heart (12/21)
- Tallied a career-high 33 points—hitting 11 of 15 field goal attempts—with 8 assists in a comeback win over Loyola (Md.) (12/27)
- Posted team highs of 17 points, 9 assists and 3 steals to go along with 5 rebounds vs. No. 4 Maryland (1/2)
- Handed out a career-high 11 assists in a win at Minnesota (1/9)
- Scored 28 points with 5 assists and 4 rebounds in a victory over Wisconsin (1/12)
- Became Northwestern's single-season leader in assists and scored 20 points in a victory over Minnesota (2/4)
- Hit four 3-pointers and scored 14 points with 6 assists at Ohio State (2/9)
- Dished out 9 assists in a victory over Illinois (2/13)
- Tallied 14 points with team highs of 5 rebounds and 4 assists at No. 17/16 Purdue (2/16)

McINTOSH'S GAME-BY-GAME STATISTICS

Opponent	GS	FG	3FG	FT	Reb	Pts	A	TO	B	S	Min
UMass Lowell	*	5-13	2-6	0-0	2	12	8	2	0	0	36
Fairfield	*	8-13	2-4	2-2	5	20	5	1	0	4	31
Columbia	*	11-17	5-6	5-6	3	32	6	5	0	0	43
vs. North Carolina	*	3-15	0-2	8-9	2	14	9	4	0	1	36
vs. Missouri	*	5-8	3-4	0-0	3	13	2	3	0	2	28
New Orleans	*	5-9	1-3	2-2	3	13	7	1	1	1	27
at Virginia Tech	*	8-15	2-3	1-2	5	19	4	4	0	3	40
SIU Edwardsville	*	3-6	0-2	5-7	3	11	8	1	1	0	33
Chicago State	*	3-5	2-4	0-0	3	8	6	2	0	1	28
Miss. Valley State	*	5-12	1-5	3-3	4	14	8	3	0	2	32
at DePaul	*	4-14	1-6	4-4	5	13	8	0	0	0	45
Sacred Heart	*	3-4	3-3	0-0	1	9	10	3	0	1	27
Loyola (Md.)	*	11-15	3-5	8-9	3	33	8	4	0	1	39
at Nebraska	*	4-14	0-5	3-3	2	11	8	1	0	0	37
Maryland	*	7-16	0-3	3-4	5	17	9	3	0	3	39
Ohio State	*	5-15	2-4	3-4	2	15	6	5	0	1	39
at Minnesota	*	3-9	1-5	0-0	4	7	11	2	0	0	32
Wisconsin	*	10-19	2-3	6-8	4	28	5	5	0	1	37
Penn State	*	6-15	0-3	0-0	4	12	10	1	0	0	38
at Maryland	*	5-18	1-6	1-2	7	12	4	5	0	1	43
at Indiana	*	2-12	0-2	0-0	6	4	6	4	0	1	33
Michigan State	*	4-15	2-5	4-4	1	14	2	2	1	1	31
at Iowa	*	2-6	0-1	0-0	2	4	6	1	0	0	36
Minnesota	*	7-14	4-7	2-2	6	20	3	1	0	2	36
at Ohio State	*	5-13	4-10	0-0	2	14	6	1	0	1	39
Illinois	*	2-7	0-4	0-0	5	4	9	2	0	1	38
at Purdue	*	5-11	1-3	3-4	5	14	4	0	1	0	37
at Michigan	*	2-7	0-3	0-1	4	4	7	0	0	1	36

Northwestern Single-Season Assist Leaders

1. **Bryant McIntosh, 2016**185
2. Tim Doyle, 2007.....157
3. Patrick Baldwin, 1994.....154
4. **Bryant McIntosh, 2015**150
5. Michael Thompson, 2011.....147

Northwestern Career Assist Leaders

1. Michael Thompson, 2008-11528
2. Patrick Baldwin, 1991-94.....452
3. Shawn Watts, 1984-87.....379
4. Michael Jenkins, 1980-83.....342
5. Tim Doyle, 2005-07.....341
6. **Bryant McIntosh, 2015-present**.....335

Northwestern Career Free Throw Percentage

(Minimum 100 attempts)

1. Jeff Grose, 1986-89.....862
2. Dan Davis, 1967-69.....843
3. **Bryant McIntosh, 2015-present**.....840
4. Jerry Marifke, 1976-79839
5. Jim Stack, 1979-83.....836



34

SANJAY LUMPKIN

6-6 • 220 • R-Jr. • Guard/Forward
Wayzata, Minn.
Benilde-St. Margaret's

2015-16 SEASON NOTES

- Matched a career high with 12 rebounds in a season-opening victory over UMass Lowell (11/13)
- Posted a solid all-around game in a win over Fairfield (11/18), recording 5 points, 7 rebounds, 4 assists and a steal
- Scored 9 points in a victory over Missouri (11/24)
- Tallied 12 points—including hitting a clutch 3-pointer in overtime—to go along with 7 rebounds and 3 assists in a win at Virginia Tech (12/1)
- Pulled down a team-high 9 rebounds in a victory over SIUE (12/5)
- Enjoyed a solid game in an overtime win at DePaul (12/19), posting a season-high 14 points with 7 rebounds
- Grabbed a game-high 8 rebounds in a comeback victory over Loyola (Md.) (12/27)
- Posted a game-high 10 rebounds in a return to his home state, a victory at Minnesota (1/9)
- Scored 9 points with a team-high 5 rebounds in a victory over Wisconsin (1/12)

LUMPKIN'S GAME-BY-GAME STATISTICS

Opponent	GS	FG	3FG	FT	Reb	Pts	A	TO	B	S	Min
UMass Lowell	*	0-2	0-1	0-0	12	0	3	0	0	0	24
Fairfield	*	2-2	0-0	1-1	7	5	4	0	0	1	30
Columbia	*	1-3	1-3	0-0	2	3	2	0	1	1	24
vs. North Carolina	*	1-3	0-2	2-2	5	4	0	2	0	1	25
vs. Missouri	*	2-4	2-3	3-6	2	9	0	2	0	0	26
New Orleans	*	1-2	0-0	0-0	3	2	1	2	0	0	15
at Virginia Tech	*	5-7	1-2	1-3	7	12	3	0	0	1	35
SIU Edwardsville	*	2-2	0-0	0-0	9	4	1	2	0	0	23
Chicago State	*	2-2	2-2	2-2	6	8	3	0	0	2	21
Miss. Valley State	*	2-4	0-2	2-2	8	6	2	2	2	1	23
at DePaul	*	5-7	1-1	3-4	7	14	1	1	0	0	35
Sacred Heart	*	2-3	1-1	2-2	4	7	2	0	0	0	17
Loyola (Md.)	*	1-5	0-1	0-0	8	2	0	0	0	0	31
at Nebraska	*	0-1	0-1	0-0	7	0	0	2	0	0	32
Maryland	*	1-6	0-3	0-0	3	2	0	1	0	1	18
Ohio State	*	0-2	0-2	0-0	7	0	1	2	2	0	21
at Minnesota	*	1-4	1-2	0-0	10	3	2	1	0	1	23
Wisconsin	*	2-2	1-1	4-6	5	9	0	1	0	1	27
Penn State	*	1-2	0-0	0-0	6	2	0	1	0	2	22
at Maryland	*	3-5	0-0	0-0	6	6	1	0	0	1	30
at Indiana	*	0-0	0-0	0-0	1	0	0	1	0	1	17
Michigan State	*	1-4	0-1	1-2	3	3	0	1	0	1	27
at Iowa	*	0-1	0-0	0-0	5	0	1	2	1	0	16
Minnesota	*	1-1	1-1	1-2	2	4	2	3	0	0	22
at Ohio State	*	0-0	0-0	0-0	4	0	2	1	0	0	20
Illinois	*	1-2	1-2	0-0	2	3	1	1	0	0	27
at Purdue	*	0-3	0-3	0-0	1	0	1	1	0	0	11
at Michigan	*	0-0	0-0	0-0	3	0	3	2	0	0	20



35

AARON FALZON

6-8 • 213 • Fr. • Forward
Newton, Mass.
Northfield Mount Hermon

2015-16 SEASON NOTES

- Team leader with 56 3-point field goals
- Set a Northwestern record for a freshman in his collegiate debut by scoring 20 points (8-11 FG, 4-6 3-pt FG) in a win over UMass Lowell (11/13), including going 6-for-6 from the field and scoring 15 points in the second half
- Knocked down three 3-pointers in as many attempts over the first four minutes of the game—giving him seven makes in a row spanning two games—en route to 13 points in a victory over Fairfield (11/18)
- Recorded a season-high 6 rebounds in a victory over Missouri (11/24)
- Hit five of his first six 3-point field goal attempts on his way to scoring 17 points off the bench in a win over SIUE (12/5)
- Returned to the starting lineup to hit four 3-pointers in scoring 12 points while matching a season high with 6 rebounds in a win over Mississippi Valley State (12/15)
- Knocked down a pair of clutch 3-pointers in overtime to help give the Wildcats a win at DePaul (12/19)
- Hit four 3-pointers, including three consecutive in the first half, en route to 12 points in a victory at Nebraska (12/30)
- Matched a season-high with 20 points, including setting a personal best and equalling a team season high with six 3-pointers, in a win at Minnesota (1/9)
- Nailed three 3-pointers and scored a team-high 13 points at No. 7/5 Maryland (1/19)
- Scored 10 points in a victory over Minnesota (2/4)
- Knocked down four 3-pointers and scored 14 points at Michigan (2/24)

Most 3-Point Field Goals by Northwestern Freshmen

	3-pt FG	Year
1. Sean Wink	86	1997-98
2. Aaron Falzon	56	2015-16
3. David Newman	55	1998-99
4. Craig Moore	54	2005-06

FALZON'S GAME-BY-GAME STATISTICS

Opponent	GS	FG	3FG	FT	Reb	Pts	A	TO	B	S	Min
UMass Lowell	*	8-11	4-6	0-0	3	20	1	0	0	0	22
Fairfield	*	5-10	3-7	0-0	3	13	1	0	0	0	27
Columbia	*	1-7	1-5	2-5	3	5	0	1	0	0	32
vs. North Carolina	*	1-5	1-3	1-2	2	4	0	0	0	1	25
vs. Missouri	*	1-6	1-6	0-0	6	3	2	0	0	1	21
New Orleans	*	2-3	1-2	2-2	2	7	1	0	0	0	13
at Virginia Tech	*	1-3	1-3	3-3	5	6	0	1	0	0	15
SIU Edwardsville	*	5-10	5-10	2-2	3	17	2	1	2	1	24
Chicago State	*	2-6	1-5	1-3	2	6	3	0	2	0	24
Miss. Valley State	*	4-9	4-9	0-0	6	12	1	0	0	0	24
at DePaul	*	2-8	2-8	0-0	5	6	0	1	0	0	21
Sacred Heart	*	3-7	2-6	1-1	1	9	2	0	0	0	28
Loyola (Md.)	*	2-6	2-6	0-0	0	6	0	0	1	0	16
at Nebraska	*	4-6	4-6	0-0	4	12	0	1	0	0	24
Maryland	*	1-4	0-2	6-8	5	8	1	0	0	1	29
Ohio State	*	3-11	1-7	1-2	7	8	0	0	1	0	30
at Minnesota	*	7-10	6-9	0-0	3	20	1	2	1	1	29
Wisconsin	*	2-6	1-4	4-4	5	9	0	0	0	0	28
Penn State	*	2-11	1-9	0-2	4	5	1	0	0	1	24
at Maryland	*	5-11	3-7	0-0	4	13	0	2	0	0	35
at Indiana	*	2-3	1-2	0-0	1	5	0	1	0	1	17
Michigan State	*	3-9	2-6	3-4	6	11	2	0	1	1	35
at Iowa	*	0-8	0-5	0-0	6	0	1	2	0	0	19
Minnesota	*	3-9	2-7	2-2	1	10	1	0	1	1	27
at Ohio State	*	3-7	2-6	1-2	5	9	1	2	0	0	24
Illinois	*	0-3	0-3	0-0	4	0	0	2	0	0	13
at Purdue	*	3-6	1-4	0-0	1	7	0	0	0	1	27
at Michigan	*	5-10	4-8	0-0	2	14	1	2	0	0	29



44

GAVIN SKELLY

6-8 • 225 • So. • Forward
Westlake, Ohio
Westlake

2015-16 SEASON NOTES

- Contributed 4 rebounds off the bench in 4 minutes of action in a season-opening win over UMass Lowell (11/13)
- Provided a huge boost off the bench in the second half and overtime of a comeback win over Columbia (11/20), posting 5 points, 5 rebounds, 2 blocked shots and a steal
- Scored 7 points, including connecting on all five free throw attempts, in a victory over Missouri (11/24)
- Posted career bests of 10 points and 8 rebounds with a block and a steal in a win over New Orleans (11/28)
- Pulled down 6 rebounds in a victory over Chicago State (12/13)
- Recorded 8 points and 5 rebounds in a win over Sacred Heart (12/21)
- Contributed 5 points and 3 offensive rebounds in a victory over Wisconsin (1/12)
- Tallied 8 points, including hitting first collegiate 3-pointer, at No. 3/4 Iowa (1/31)
- Grabbed 5 rebounds and connected on both field goal attempts in a win over Minnesota (2/4)
- Hauled in 7 rebounds—all in the first half—at Ohio State (2/9)
- Scored 6 points with a pair of assists at No. 17/16 Purdue (2/16)
- Connected on all three field goal attempts and scored 8 points at Michigan (2/24)

SKELLY'S GAME-BY-GAME STATISTICS

Opponent	GS	FG	3FG	FT	Reb	Pts	A	TO	B	S	Min
UMass Lowell		0-1	0-0	0-1	4	0	0	1	0	0	4
Fairfield					DNP						
Columbia	2-2	0-0	1-1		5	5	0	0	2	1	15
vs. North Carolina					DNP						
vs. Missouri	1-1	0-0	5-5		3	7	2	1	0	1	17
New Orleans	4-5	0-1	2-3		8	10	0	3	1	1	18
at Virginia Tech	1-1	0-0	2-2		1	4	1	1	0	0	10
SIU Edwardsville	1-3	0-0	0-0		4	2	1	0	1	0	18
Chicago State	1-1	0-0	0-2		6	2	1	1	1	0	17
Miss. Valley State	1-2	0-0	1-2		3	3	0	1	2	0	14
at DePaul	1-1	0-0	3-4		4	5	0	1	0	0	17
Sacred Heart	3-5	0-0	2-2		5	8	2	3	1	0	21
Loyola (Md.)	0-1	0-0	0-0		1	0	0	1	1	0	12
at Nebraska	0-0	0-0	0-0		1	0	1	0	0	0	8
Maryland	0-1	0-1	0-0		2	0	0	1	0	0	5
Ohio State	2-3	0-0	0-0		2	4	0	0	1	0	8
at Minnesota	0-1	0-0	0-0		1	0	0	0	0	0	2
Wisconsin	2-3	0-1	1-2		3	5	0	0	0	1	11
Penn State	0-1	0-1	0-0		0	0	0	0	0	0	3
at Maryland	0-1	0-0	0-0		0	0	0	0	0	0	5
at Indiana	0-0	0-0	0-1		1	0	0	1	0	0	8
Michigan State	0-1	0-0	0-0		2	0	0	2	0	1	5
at Iowa	3-4	1-1	1-1		5	8	0	0	1	0	12
Minnesota	2-2	0-0	0-1		5	4	0	1	1	0	13
at Ohio State	0-0	0-0	3-4		7	3	1	1	0	0	19
Illinois	2-2	0-0	1-1		4	5	2	0	0	0	11
at Purdue	2-3	1-2	1-2		1	6	2	0	1	1	20
at Michigan	3-3	1-1	1-3		1	8	0	2	0	0	19



Northwestern Men's Basketball Individual Career History



Ash, Jordan

Season	gp-gs	min/avg	Total		3-Point		F-Throws		Rebounds				Scoring							
			fg-fga	pct	fg-fga	pct	ft-fta	pct	off	def	tot	avg	pf	fo	ast	to	blk	stl	pts	avg
2015-16	26-0	142/5.5	11-27	.407	4-15	.267	7-10	.700	2	9	11	0.4	13	0	16	6	0	2	33	1.3
TOTAL	26-0	142/5.5	11-27	.407	4-15	.267	7-10	.700	2	9	11	0.4	13	0	16	6	0	2	33	1.3

Demps, Tre

Season	gp-gs	min/avg	Total		3-Point		F-Throws		Rebounds				Scoring							
			fg-fga	pct	fg-fga	pct	ft-fta	pct	off	def	tot	avg	pf	fo	ast	to	blk	stl	pts	avg
2011-12	4-1	57/14.3	3-17	.176	2-8	.250	1-5	.200	0	5	5	1.3	0	0	5	2	0	1	9	2.3
2012-13	31-9	600/19.4	88-232	.379	34-100	.340	33-45	.733	19	35	54	1.7	27	0	26	24	1	11	243	7.8
2013-14	33-6	982/29.8	125-326	.383	48-140	.343	66-97	.680	17	66	83	2.5	45	0	73	37	2	6	364	11.0
2014-15	32-25	1043/32.6	149-354	.421	55-154	.357	48-73	.658	13	84	97	3.0	49	0	84	47	1	9	401	12.5
2015-16	28-28	1034/36.9	157-403	.390	56-185	.303	46-68	.676	13	83	96	3.4	24	0	97	37	1	16	416	14.9
TOTAL	128-69	3716/29.0	522-1332	.392	195-587	.332	194-288	.674	62	273	335	2.6	145	0	285	147	5	43	1433	11.2

Falzon, Aaron

Season	gp-gs	min/avg	Total		3-Point		F-Throws		Rebounds				Scoring							
			fg-fga	pct	fg-fga	pct	ft-fta	pct	off	def	tot	avg	pf	fo	ast	to	blk	stl	pts	avg
2015-16	28-25	689/24.6	80-205	.390	56-161	.348	29-42	.690	38	61	99	3.5	66	1	22	18	9	9	245	8.8
TOTAL	28-25	689/24.6	80-205	.390	56-161	.348	29-42	.690	38	61	99	3.5	66	1	22	18	9	9	245	8.8

Hall, Charlie

Season	gp-gs	min/avg	Total		3-Point		F-Throws		Rebounds				Scoring							
			fg-fga	pct	fg-fga	pct	ft-fta	pct	off	def	tot	avg	pf	fo	ast	to	blk	stl	pts	avg
2015-16	7-0	10/1.4	0-0	.000	0-0	.000	0-0	.000	0	0	0	0.0	1	0	0	0	0	0	0	0.0
TOTAL	7-0	10/1.4	0-0	.000	0-0	.000	0-0	.000	0	0	0	0.0	1	0	0	0	0	0	0	0.0

Law, Vic

Season	gp-gs	min/avg	Total		3-Point		F-Throws		Rebounds				Scoring							
			fg-fga	pct	fg-fga	pct	ft-fta	pct	off	def	tot	avg	pf	fo	ast	to	blk	stl	pts	avg
2014-15	32-19	780/24.4	74-191	.387	27-76	.355	49-64	.766	31	122	153	4.8	76	0	41	48	15	21	224	7.0
TOTAL	32-19	780/24.4	74-191	.387	27-76	.355	49-64	.766	31	122	153	4.8	76	0	41	48	15	21	224	7.0

Lindsey, Scottie

Season	gp-gs	min/avg	Total		3-Point		F-Throws		Rebounds				Scoring							
			fg-fga	pct	fg-fga	pct	ft-fta	pct	off	def	tot	avg	pf	fo	ast	to	blk	stl	pts	avg
2014-15	31-10	467/15.1	51-126	.405	23-65	.354	11-17	.647	13	57	70	2.3	60	0	17	20	15	10	136	4.4
2015-16	27-3	523/19.4	64-144	.444	35-85	.412	17-23	.739	11	48	59	2.2	56	2	37	25	6	15	180	6.7
TOTAL	58-13	990/17.1	115-270	.426	58-150	.387	28-40	.700	24	105	129	2.2	116	2	54	45	21	25	316	5.4

Lumpkin, Sanjay

Season	gp-gs	min/avg	Total		3-Point		F-Throws		Rebounds				Scoring							
			fg-fga	pct	fg-fga	pct	ft-fta	pct	off	def	tot	avg	pf	fo	ast	to	blk	stl	pts	avg
2012-13	4-0	26/6.5	1-5	.200	0-1	.000	2-2	1.000	1	3	4	1.0	2	0	2	2	1	0	4	1.0
2013-14	33-32	965/29.2	43-117	.368	13-49	.265	26-43	.605	48	110	158	4.8	118	9	41	55	12	37	125	3.8
2014-15	32-26	720/22.5	50-95	.526	13-35	.371	26-38	.684	33	87	120	3.8	91	2	26	27	9	21	139	4.3
2015-16	28-28	662/23.6	37-79	.468	12-34	.353	22-32	.688	41	104	145	5.2	83	3	36	31	6	15	108	3.9
TOTAL	97-86	2373/24.5	131-296	.443	38-119	.319	76-115	.661	123	304	427	4.4	294	14	105	115	28	73	376	3.9



Northwestern Men's Basketball Individual Career History



McIntosh, Bryant

Season	gp-gs	min/avg	Total		3-Point		F-Throws		Rebounds				Scoring							
			fg-fga	pct	fg-fga	pct	ft-fa	pct	off	def	tot	avg	pf	fo	ast	to	blk	stl	pts	avg
2014-15	32-30	1066/33.3	134-318	.421	40-110	.364	58-68	.853	10	69	79	2.5	34	0	150	79	6	8	366	11.4
2015-16	28-28	996/35.6	143-337	.424	42-117	.359	63-76	.829	11	90	101	3.6	55	1	185	66	4	29	391	14.0
TOTAL	60-58	2062/34.4	277-655	.423	82-227	.361	121-144	.840	21	159	180	3.0	89	1	335	145	10	37	757	12.6

Olah, Alex

Season	gp-gs	min/avg	Total		3-Point		F-Throws		Rebounds				Scoring							
			fg-fga	pct	fg-fga	pct	ft-fa	pct	off	def	tot	avg	pf	fo	ast	to	blk	stl	pts	avg
2012-13	31-29	687/22.2	76-183	.415	3-14	.214	35-60	.583	33	93	126	4.1	49	0	61	45	28	14	190	6.1
2013-14	33-32	974/29.5	112-220	.509	10-33	.303	66-97	.680	48	124	172	5.2	100	4	26	50	58	14	300	9.1
2014-15	32-32	941/29.4	135-278	.486	9-38	.237	95-127	.748	62	158	220	6.9	83	2	49	55	59	19	374	11.7
2015-16	22-17	514/23.4	94-180	.522	7-25	.280	47-71	.662	27	86	113	5.1	52	1	22	25	31	4	242	11.0
TOTAL	118-110	3116/26.4	417-861	.484	29-110	.264	243-355	.685	170	461	631	5.3	284	7	158	175	176	51	1106	9.4

Pardon, Dererk

Season	gp-gs	min/avg	Total		3-Point		F-Throws		Rebounds				Scoring							
			fg-fga	pct	fg-fga	pct	ft-fa	pct	off	def	tot	avg	pf	fo	ast	to	blk	stl	pts	avg
2015-16	16-2	282/17.6	45-68	.662	0-0	.000	23-43	.535	28	44	72	4.5	41	2	4	12	11	4	113	7.1
TOTAL	16-2	282/17.6	45-68	.662	0-0	.000	23-43	.535	28	44	72	4.5	41	2	4	12	11	4	113	7.1

Skelly, Gavin

Season	gp-gs	min/avg	Total		3-Point		F-Throws		Rebounds				Scoring							
			fg-fga	pct	fg-fga	pct	ft-fa	pct	off	def	tot	avg	pf	fo	ast	to	blk	stl	pts	avg
2014-15	29-0	210/7.2	16-33	.485	0-0	.000	9-17	.529	23	31	54	1.9	36	0	14	9	16	9	41	1.4
2015-16	26-0	312/12.0	31-48	.646	3-8	.375	24-37	.649	27	52	79	3.0	49	1	13	21	13	6	89	3.4
TOTAL	55-0	522/9.5	47-81	.580	3-8	.375	33-54	.611	50	83	133	2.4	85	1	27	30	29	15	130	2.4

Taphorn, Nathan

Season	gp-gs	min/avg	Total		3-Point		F-Throws		Rebounds				Scoring							
			fg-fga	pct	fg-fga	pct	ft-fa	pct	off	def	tot	avg	pf	fo	ast	to	blk	stl	pts	avg
2013-14	26-1	268/10.3	21-67	.313	15-54	.278	8-14	.571	5	21	26	1.0	23	0	8	22	1	6	65	2.5
2014-15	24-0	264/11.0	37-70	.529	20-40	.500	4-6	.667	9	17	26	1.1	25	0	12	12	1	5	98	4.1
2015-16	22-0	251/11.4	33-75	.440	23-58	.397	9-15	.600	9	38	47	2.1	34	1	15	15	8	3	98	4.5
TOTAL	72-1	783/10.9	91-212	.429	58-152	.382	21-35	.600	23	76	99	1.4	82	1	35	49	10	14	261	3.6

van Zegeren, Joey

Season	gp-gs	min/avg	Total		3-Point		F-Throws		Rebounds				Scoring							
			fg-fga	pct	fg-fga	pct	ft-fa	pct	off	def	tot	avg	pf	fo	ast	to	blk	stl	pts	avg
2011-12*	3-0	10/3.3	0-0	.000	0-0	.000	0-0	.000	0	0	0	0.0	2	0	0	0	1	0	0	0.0
2012-13*	32-4	459/14.3	41-79	.519	0-0	.000	22-51	.431	44	55	99	3.1	84	1	3	35	21	8	104	3.3
2013-14*	31-24	682/22.0	84-168	.500	0-1	.000	31-86	.360	69	86	155	5.0	92	6	10	44	53	12	199	6.4
2014-15*	13-3	265/20.4	57-95	.600	0-1	.000	13-41	.317	30	39	69	5.3	33	2	3	15	18	5	127	9.8
2015-16	24-9	285/11.9	31-52	.596	0-0	.000	23-51	.451	33	39	72	3.0	57	1	4	23	20	7	85	3.5
TOTAL	24-9	285/11.9	31-52	.596	0-0	.000	23-51	.451	33	39	72	3.0	57	1	4	23	20	7	85	3.5
All*	103-40	1701/16.5	213-394	.541	0-2	.000	89-229	.389	176	219	395	3.8	268	10	20	117	113	32	515	5.0

* Statistics from prior team/school



1

JOEY VAN ZEGREN

Gr. • C • 6-10
Hoogeveen, Netherlands
Virginia Tech



4

VIC LAW

So. • F • 6-7
South Holland, Ill.
St. Rita



5

DEREREK PARDON

Fr. • C • 6-8
Cleveland, Ohio
Villa Angela-St. Joseph



10

CHARLIE HALL

Fr. • F • 6-5
Los Angeles, Calif.
Crossroads School



14

TRE DEMPS

R-Sr. • G • 6-3
San Antonio, Texas
Ronald Reagan



20

SCOTTIE LINDSEY

So. • G/F • 6-5
Hillside, Ill.
Fenwick



22

ALEX OLAH

Sr. • C • 7-0
Timisoara, Romania
Traders Point Academy



23

JORDAN ASH

Fr. • G • 6-3
Bolingbrook, Ill.
St. Joseph



30

BRYANT MCINTOSH

So. • G • 6-3
Greensburg, Ind.
Greensburg



32

NATHAN TAPHORN


Jr. • F • 6-7
Pekin, Ill.
Pekin



34

SANJAY LUMPKIN

R-Jr. • F • 6-6
Wayzata, Minn.
Benilde-St. Margaret's



35

AARON FALZON

Fr. • F • 6-8
Newton, Mass.
Northfield Mount Hermon



44

GAVIN SKELLY

So. • F • 6-8
Westlake, Ohio
Westlake



HC

CHRIS COLLINS

Head Coach
Second Season
Duke, '96