









2016 SCHEDULE & RESULTS

Overall: 5-5 | Home: 2-4 | Away: 3-1 | Big Ten: 4-3

 L, 22-21 RYAN FIELD	 L, 9-7 RYAN FIELD
 W, 24-13 RYAN FIELD	 L, 24-13 RYAN FIELD
 W, 38-31 IOWA CITY, IOWA	 W, 54-40 EAST LANSING, MICH.
 W, 24-14 RYAN FIELD	 L, 24-20 COLUMBUS, OHIO
 L, 7 -21 RYAN FIELD	 W, 45-17 WEST LAFAYETTE, IND
 Nov. 19 • 2:30 p.m. MINNEAPOLIS, MINN. Big Ten Network Cory Provus, PxP Glen Mason, Analyst	 Nov. 26 • TBA RYAN FIELD WGN (720 AM) Dave Eanet, PxP Ted Albrecht, Analyst Adam Hoge, Sideline

ONE OF THE NATION'S BEST

Senior wide receiver Austin Carr was named one of 10 semifinalists for the 2016 Biletnikoff Award Monday morning after another stellar performance on the gridiron. Carr caught five passes for 92 yards and two touchdowns in the Wildcats 45-17 win at Purdue, tying D'Wayne Bates' single-season record with his 12th touchdown of the season. The argument for Carr being one of the best wide receivers in the country is below:

- Only player in the country with at least five catches and 73 yards receiving in every game this season.
- Has caught a touchdown in eight of 10 games, including a nation-best streak of six consecutive games from Sept. 10 to Oct. 22.
- Leads the Big Ten in receptions (75), receiving yards (1,102), yards per game (110.2), receptions per game (7.5) and touchdowns (12).
- Averaging 8.1 catches and 117 yards per game in Big Ten play.

Austin Carr's National Rankings		
PLAYER, SCHOOL	TOTAL	RANK
Touchdowns	12	6th
Receptions Per Game	7.5	9th
Receiving Yards	1,102	9th
Receiving Yards Per Game	110.2	10th

FOR THE FIRST TIME IN PROGRAM HISTORY

Junior running back Justin Jackson is the first player in program history to rush for 1,000 yards in three seasons. Jackson carried the ball 22 times for 127 yards and two touchdowns at Purdue and now has 1,037 yards rushing in 2016. He eclipsed 100 yards rushing for the fourth time this season and 18th time in his career and moved past Ron Burton (1957-59) and Zak Kustok (1999-2001) into seventh in program history with 23 career rushing touchdowns. Saturday marked the junior's sixth multi-touchdown game of his career.

DOUBLE THE DOSE

Junior running back Justin Jackson and **redshirt freshman running back John Moten IV** became the first pair of Wildcats to rush for 100 yards in the same game on Saturday since Trevyon Green (149) and Kain Colter (106) versus Western Michigan on Sept. 14, 2013. Jackson rushed for 127 yards and two touchdowns, while Moten had career highs with 16 carries and 119 yards to earn Big Ten Co-Freshman of the Week honors.

THORSON CONTINUES STELLAR SOPHOMORE CAMPAIGN

Sophomore quarterback Clayton Thorson threw for a career-high 352 yards and three touchdowns in the 'Cats' win at Purdue. Thorson eclipsed the 300-yard mark for the second time this season and added a rushing touchdown to account for four touchdowns for the fourth time in 2016. He ranks third in the Big Ten in passing yards (2,571), yards per game (257.1) and touchdowns (19). See below for more notes on Thorson's season thus far:

- Has thrown a touchdown pass in eight consecutive games.
- 19 touchdowns this season are tied with C.J. Bachér (2007 and 2008) and Zak Kustok (2000) for the third most in a season. Needs three touchdowns to set new record.
- Holds Northwestern single-season record for passing yards by a sophomore quarterback and ranks ninth on the single-season chart.
- Has thrown three touchdowns five times this season, becoming the first Northwestern quarterback to accomplish the feat since at least 2000.
- Already tied with Mitch Anderson (1972-74) for eighth in program history with 26 career touchdown passes.
- Improved to 7-2 in his career on the road.

TALE OF THE TAPE

N	Rushing Yards/GM	Passing Yards/GM	Total Offense	Scoring Offense	Rushing Defense	Passing Defense	Total Defense	Turnover Margin	Penalty Yards/GM
	140.2	257.5	397.7	25.3	145.2	260.5	405.7	+0.40	28.4
M	Rushing Yards/GM	Passing Yards/GM	Total Offense	Scoring Offense	Rushing Defense	Passing Defense	Total Defense	Turnover Margin	Penalty Yards/GM
	210.3	177.0	387.3	33.4	118.1	232.6	350.7	+1.10	65.2

LAST MEETING



OCTOBER 3, 2015 • RYAN FIELD • EVANSTON, ILL.

PAT FITZGERALD



>>> 11th Season

>>> 75-61 Overall Record

>>> Winningest Coach
in NU History

>>> 6 Bowl Games

FITZGERALD COACHING CAREER

Year	Overall	.PCT	Big Ten	.PCT	Postseason
2006	4-8	.333	2-6	.250	-
2007	6-6	.500	3-5	.375	-
2008	9-4	.692	5-3	.625	Valero Alamo Bowl
2009	8-5	.615	5-3	.625	Outback Bowl
2010	7-6	.538	3-5	.375	TicketCity Bowl
2011	6-7	.667	3-5	.375	Meineke Car Care Bowl
2012	10-3	.769	5-3	.625	TaxSlayer.Com Gator Bowl
2013	5-7	.416	1-7	.125	-
2014	5-7	.416	3-5	.375	-
2015	10-3	.769	6-2	.750	Outback Bowl
2016	5-5	.500	4-3	.571	-
Total	75-61	.551	40-47	.459	6 Bowl Games

Year	School	Position
2006-	Northwestern	Head Coach
2004-05	Northwestern	Linebackers/Recruiting Coordinator
2002-03	Northwestern	Linebackers
2001	Northwestern	Defensive Backs
2000	Idaho	Linebackers/Special Teams
1999	Colorado	Defensive Graduate Assistant
1998	Maryland	Defensive Graduate Assistant

DAN AND SUSAN JONES FAMILY HEAD FOOTBALL COACH

Already the second-longest tenured Big Ten head coach at the age of 40, Pat Fitzgerald's nine seasons at the helm of Northwestern have been spent building upon the tradition he helped establish as a Hall-of-Fame linebacker for the Wildcats in the mid-1990's. Characterized by his motivational skills, enthusiasm and passion for all things Northwestern, Fitzgerald has shaped Chicago's Big Ten Team into one that consistently achieves excellence in all three phases of the student-athlete experience: academics, athletics and community outreach.

Taking over as head coach in 2006 after the sudden passing of his friend and mentor, Randy Walker, Fitzgerald provided leadership and stability in a trying time and has continued Walker's legacy of producing winning football teams while preparing young men for long-term success in life.

Fitzgerald led the Wildcats to their sixth bowl under his guidance with an appearance in the New Year's Day Outback Bowl in Tampa, Florida. Behind one of the nation's stingiest defenses and a ground-and-pound offense in 2016, the Wildcats opened the season with a 16-6 victory over No. 21-ranked and 2016 Rose Bowl Champion Stanford. The victory sparked a 5-0 start for the 'Cats and led to Chicago's Big Ten Team matching a program record with 10-wins, including five straight to close the regular season. NU finished the season ranked in the top 25 in both the Associated Press and USA Today/Coaches Poll.

From 2008-12, Fitzgerald guided the Wildcats to five consecutive bowl berths, most recently in the 2012 campaign when NU capped a tremendous 10-win season with a landmark victory over Mississippi State in the TaxSlayer.com Gator Bowl. The 2012 'Cats, who played in a New Year's Day bowl game for the third time in five years, earned a No. 17 year-end ranking in the USA Today/Coaches Poll, the best positioning for any Big Ten team.

Consequently, four consecutive senior classes to graduate from the Northwestern football program during that timeframe set or tied the school record for most career wins by a five-year senior class, with the 2012 group going out as the winningest NU senior class in history with 40 victories to its credit. Likewise, Fitzgerald's Gator Bowl victory on Jan. 1, 2013, marked the 50th of his career, officially making him the winningest head coach in Northwestern Football history.

Away from the gridiron, Fitzgerald's players have achieved at the highest levels in the classroom, last fall placing a record 39 players on the Academic All-Big Ten team en route to posting a program-record 3.14 GPA for the 2015-16 academic year. In 2012, Northwestern collected top national honors in the AFCA Academic Achievement Award for the seventh time since 1998. Additionally, Fitzgerald's program ranked second among all FBS programs in the recently released multi-year Academic Progress Rating (APR), posting a score of 992 out of a possible 1,000 in the measure of player retention and eligibility.

NU also goes to great lengths to make a difference in the community. Fitzgerald, his family and his players partake in countless charitable events, impacting the NU and Evanston communities through their participation in Northwestern Dance Marathon, Special Olympics, Misericordia, the NU chapter of Uplifting Athletes, weekly school and children's hospital visits, and dozens of other organizations. Additionally, a Wildcat also has been selected to the prestigious Allstate AFCA Good Works Team® in seven of the last year years (only 11 players from FBS football claim the honor each season), most recently place-kicker Jeff Budzien in 2013.



- 2008 College Football Hall of Fame Class
- 1995 & 1996 Bendarik Award Winner
- 1995 & 1996 Nagurski Award Winner
- First two-time winner of both the Bednarik and Nagurski Awards
- 1995 & 1996 Big Ten Champion
- 1995 Big Ten Defensive Player of the Year
- 1995 Sports Illustrated Defensive Player of the Year
- Two-Time All-American
- 23 career starts
- 299 career tackles
- 20 career tackles for loss
- 5 forced fumbles
- 3 interceptions



SUNDAY

No
Availability

MONDAY

**Weekly
News Conference**
12:00 p.m., CT
Nicolet Football
Center
Pat Fitzgerald

TUESDAY

Post Practice
10:20 AM CT
Welsh-Ryan Arena
Coaches & Players
by request
B1G Teleconference
Pat Fitzgerald
11 a.m., CT

WEDNESDAY

Post Practice
10:20 a.m. CT
Welsh-Ryan Arena
Coaches & Players
by request

THURSDAY

No
Availability

5 p.m. CT
Injury Report

FRIDAY

No
Availability

SATURDAY

M
Postgame
Presser

WEEKLY MONDAY PRESS CONFERENCE

Coach Fitzgerald will hold a media briefing at 12:00 p.m. CT each Monday in the Nicolet Football Center. Fitzgerald will make comments and answer questions until approximately 12:30 p.m. Selected players will be on hand to meet with the press at approximately 12:35 p.m., class schedules permitting. The entire news conference is available on NUports.com (All-Access video site for a fee).

BIG TEN WEEKLY TELECONFERENCE

Coach Fitzgerald takes part in the Big Ten Conference's Coaches Teleconference each Tuesday throughout the regular season. All 14 head coaches are available to answer questions for eight minutes. Fitzgerald's segment begins at 11 a.m. CT. Media members wishing to participate should call or email the Big Ten office (847-696-1010) for the call-in phone number. Playback of the teleconference is available for 24 hours following the completion of the original format.

COACH/PLAYER AVAILABILITY

Coach Fitzgerald and student-athletes who did not participate in the Monday press conference are available after morning practices on Tuesdays and Wednesdays each week. Depending on class schedules, players may also be available in the afternoon on those two days. No player interviews will be granted on Sunday, Thursday or Friday. Depending on his schedule, Coach Fitzgerald may also be available during the late-afternoon hours on Tuesday and Wednesday. Please call in advance to set up an interview.

WILDCATS ONLINE

The official web site of Northwestern Athletics is NUports.com. Updated daily, the site includes releases and game notes as well as other football-related items: up-to-date roster, schedule, game times, etc. You may also follow Northwestern football on Twitter at these accounts: @NU_Sports, @NU_SportsLIVE, @NUFBFamily or @coachfitz51.

GAME CREDENTIALS

For any media wishing to obtain a credential for any home game, please apply at www.sportssystem.com/northwestern.

POSTGAME PROCEDURE

Following a cooling off period, head coach Pat Fitzgerald and select players will meet with the media in the Nicolet Football Center, which is located adjacent to Ryan Field on the north side. Requests for student-athletes should be made to a Northwestern Athletic Communications contact at least five minutes prior to the end of the contest.

NORTHWESTERN ATHLETIC COMMUNICATIONS

Contact: Paul Kennedy, Assistant Athletic Director for Athletic Communications
Phone: Office - (847) 467-2028 | Cell - (313) 497-5990
Email: pkennedy@northwestern.edu

Contact: Kyle Kelley, Assistant Director of Athletic Communications
Phone: Office - (847) 491-8800 | Cell: (989) 400-1705
Email: kyle.kelley@northwestern.edu

Northwestern Athletic Communications

Mailing Address

1501 Central St.
Evanston, IL 60208





CLAYTON
THORSON

RECAPPING THE WIN AT PURDUE

Northwestern finished with a season-high 605 total yards offensively, including 352 passing and 253 rushing. Saturday marked just the third time in the last 15 seasons the Wildcats have thrown for at least 350 and ran for at least 200 in a game. The Wildcats had a season-high four interceptions defensively and held the Big Ten's top-passing attack 50 yards below their season average with just 264 yards passing.

MORE ON JUSTIN JACKSON THE BALLCARRIER

The Carol Stream, Illinois, native continues to cement himself in the Northwestern record book and is on pace to become the Wildcats' all-time leading rusher and leader in all-purpose yards. Jackson moved up to No. 5 on the all-time all-purpose yards list with 135 (127 rushing/8 receiving) on Saturday. He is just 112 yards shy of passing Venric Mark (2010-13) for fourth on the all-time rushing list and with one season of eligibility remaining has Damien Anderson's (1998-2001) record of 4,485 in sight. See more notes below on Jackson's already stellar career:

- Big Ten's active leading rusher with 3,642 career yards
- Has rushed for over 100 yards 18 times in his career, including 13 times in Big Ten play.
- Has rushed for 2,608 yards in 23 career Big Ten games, averaging 113.4 yards per contest.
- Ranks seventh in school history with 23 career rushing touchdowns.

MONTRE CONTROLS THE SKIES

Sophomore cornerback and first-year starter Montre Hartage had a pair of interceptions in the 'Cats' win at Purdue. Hartage leads the Wildcats with four interceptions this season, just one shy of a tie for the fifth most in a season. He became the first Wildcat to have a pair of interceptions in a game since Matthew Harris versus Eastern Illinois on Sept. 12, 2015.

WALSH SHINING IN STARTING ROLE

Junior linebacker Brett Walsh became the 15th Wildcat to make their first career start when he stepped in for an injured Jaylen Prater versus Wisconsin and continued to play well with a career-high nine tackles at Purdue on Saturday. Walsh has racked up 22 tackles over his last three games (7.3/gm.)

ANDREW SCANLAN AKA 'THE BULL'

Senior wide receiver Andrew Scanlan has become one of Clayton Thorson's top targets this season. Scanlan had a career-high five catches for the second-straight week and set a new career high with 78 yards receiving at Purdue. He hauled in a career-long 31 yard reception in the first quarter. Scanlan entered his senior campaign with just one catch for five yards, but has totaled 20 receptions for 237 yards in 2016.

ANOTHER SUPER PERFORMANCE FROM THE SUPERBACK

Junior superback Garrett Dickerson found the end zone for the third time this season when he raced away from the defense on a 42-yard score at Purdue. The catch was a career-long for Dickerson and helped him finished with a career-best 44 yards receiving. Dickerson enters the week with 23 catches for 226 yards.

EYES ON THE CHARTS (CAREER RUSHING YARDS)		
PLAYER	YEARS	YARDS
#1 Damien Anderson	1998-2001	4,485
#2 Tyrell Sutton	2005-08	3,886
#3 Darnell Autry	1994-96	3,793
#4 Justin Jackson	Active	3,642

EYES ON THE CHARTS (CAREER ALL-PURPOSE YARDS)		
PLAYER	YEARS	YARDS
#1 Damien Anderson	1998-2001	5,271
#2 Tyrell Sutton	2005-08	5,138
#3 Darnell Autry	1994-96	4,609
#4 Venric Mark	2010-13	4,271
#5 Justin Jackson	Active	4,159

CLAYTON THORSON at PURDUE

ATT-COMP
23-36

YARDS
352

TOUCHDOWNS
3



YOU GET AN INTERCEPTION AND YOU GET AN INTERCEPTION AND YOU GET AN INTERCEPTION...

Northwestern had a season-high four interceptions in its win at Purdue, holding Purdue to just 264 yards passing. In addition to sophomore Montre Hartage's two interceptions, **junior linebacker Anthony Walker, Jr.**, picked off his first pass of the season and fourth of his career. **Redshirt freshman defensive end Trent Goens** capped the day with his first career interception in the fourth quarter. Saturday marked the first time the Wildcats had four interceptions in a game since Oct. 4, 2014 versus Wisconsin.

GAZIANO GETTIN' SACKS

Redshirt freshman Joe Gaziano continued his stellar rookie season with a career-high two sacks at Purdue. Gaziano picked up his third sack of the season in the second quarter and put an exclamation point on the day with his second sack in the fourth quarter. The Scituate, Massachusetts, native is second on the team with four sacks this season.

THROUGH THE UPRIGHTS

Senior kicker Jack Mitchell made a 23-yard field goal and was a perfect 6-for-6 on extra points at Purdue to become just the fourth player in program history to score 200 points kicking. Mitchell has made six consecutive field goal attempts and 24 straight extra points since Oct. 1. He is now tied with Ira Adler (1987-90) and Sam Valenzisi (1992-95) for fourth in program history with 39 career field goals. He also moved up to No. 3 on the career kick scoring list, tying John Duvic (1983-86) with 200 career points.

EYES ON THE CHARTS (CAREER FIELD GOALS)		
PLAYER	YEARS	FGM/FGA
#1 Brian Gowings	1995-98	58-85
#2 Jeff Budzien	2010-13	48-55
#3 John Duvic	1983-86	46-70
#4 Ira Adler	1987-90	39-54
Sam Valenzisi	1992-95	39-53
Jack Mitchell	Active	39-55

EYES ON THE CHARTS (CAREER KICK SCORING)				
PLAYER	YEARS	XP	FG	POINTS
#1 Jeff Budzien	2010-13	136	48	280
#2 Brian Gowings	1995-98	88	58	262
#3 John Duvic	1983-86	62	46	200
#4 Jack Mitchell	Active	77	38	191

TRIO OF WILDCATS NAMED COSIDA ACADEMIC ALL-DISTRICT

Senior Austin Carr (Philosophy/3.53), **junior Justin Jackson** (Economics/3.31) and **redshirt sophomore Tommy Doles** (Political Science/3.72) were named to the CoSIDA Academic All-District 5 team and are now eligible for Academic All-American honors.

CARR NAMED BURLSWORTH TROPHY SEMIFINALIST

Senior Austin Carr was one of 10 semifinalist selected for the 2016 Burlsworth Trophy on Tuesday. The Burlsworth Trophy is awarded to the most outstanding player in American that started their collegiate career as a walk-on. Oklahoma's Baker Mayfield won the award in 2015.

A FEW MORE CAREER HIGHS FROM THE WIN AT PURDUE

- **Junior wide receiver Macan Wilson** had a career-high four catches for 46 yards.
- **Junior linebacker Josh Roberts** entered in the fourth quarter and had a career-high three tackles.
- **True freshman wide receiver Bennett Skowronek** finished with a season-high 28 yards receiving.
- **Sophomore defensive tackle Fred Wyatt** and **true freshman defensive tackle Alex Miller** each finished with a career-high three tackles.

JOHN
MOTEN IV

JOHN MOTEN IV at PURDUE

CARRIES


16

YARDS

119

AVERAGE

7.4



No.	Name	Pos.	Ht.	Wt.	Cl./Elig.	Hometown/High School/Last College
25	Corey Acker	RB	5-9	175	Sr./Jr.	Ballston Lake, N.Y./Shenendehowa Central
7	Matt Alviti	QB	6-0	200	Sr./Jr.	Park Ridge, Ill. (Maine South)
37	Moe Almasri	DB	5-11	170	Gt./Jr.	Mokena, Ill. (Lincoln-Way East)
12	Auston Anderson	RB	5-9	190	Jr./So.	Plano, Texas (Plano West)
16	Quinn Baker	WR	5-11	195	Jr./So.	Trout Valley, Ill. (Cary-Grove)
47	Joe Bergin	DB	5-11	190	So./Fr.	Bloomfield Hills, Mich. (Detroit Country Day)
36	Jesse Brown	RB	5-11	192	Fr./Fr.	Liburn, Ga. (Brookwood)
74	Graham Bullmore	OL	6-7	295	Sr./Jr.	Kenosha, Wis. (Bradford)
26	Brian Bullock	DB	5-11	185	Fr./Fr.	Round Rock, Texas (Round Rock)
59	J.B. Butler	OL	6-3	300	Jr./So.	Plainfield, Ill. (Joliet Catholic)
27	Roderick Campbell	DB	6-0	180	Fr./Fr.	St. Louis, Mo. (Chaminade College Prep)
94	Tommy Carnifax	DE	6-4	253	Fr./Fr.	Warren Ohio (Howland)
80	Austin Carr	WR	6-1	200	Sr./Sr.	Benicia Calif. (Benicia)
81	Ramaud					
	Chiaokhiao-Bowman	WR	6-2	193	Fr./Fr.	Minneapolis, Minn. (Breck)
79	Sam Coverdale	OL	6-7	305	Sr./Jr.	Chagrin Falls, Ohio (Kenston)
9	Garrett Dickerson	SB	6-3	240	Jr./Jr.	Englewood, N.J. (Bergen Catholic)
71	Tommy Doles	OL	6-6	295	Jr./So.	Grand Rapids, Mich. (Grand Rapids Christian)
87	Eric Eshoo	SB	6-4	225	Fr./Fr.	Chicago, Ill. (Loyola Academy)
5	Charlie Fessler	WR	6-4	215	So./Fr.	Erie, Pa. (Cathedral Prep)
40	Paddy Fisher	LB	6-3	235	Fr./Fr.	Katy, Texas (Katy)
52	Chris Fitzpatrick	LS	6-2	235	Sr./Sr.	Lawrenceburg, Ky. (Anderson County)
45	Nathan Fox	LB	6-2	245	So./Fr.	Houston, Texas (Clear Lake)
97	Joe Gaziano	DL	6-4	265	So./Fr.	Scituate, Mass. (Xavierian Brothers)
43	Tyler Gillikin	LS	6-3	205	Fr./Fr.	Atlanta, Ga. (Westminster)
50	Jango Glackin	LB	6-2	210	Fr./Fr.	Lebanon, Ohio (IMG Academy (Fla.))
54	Trent Goens	DL	6-3	250	So./Fr.	Chino Hills, Calif. (Chino Hills)
55	Mark Gooden	DE	6-2	230	Fr./Fr.	Reynoldsburg, Ohio (Reynoldsburg)
61	Jason Goosen	OL	6-8	305	Fr./Fr.	Virginia Beach, Va. (Tallwood)
84	Cameron Green	SB	6-3	210	So./Fr.	Buffalo Grove, Ill. (Stevenson)
10	TJ Green	QB	6-2	199	So./Fr.	Leawood, Kan. (Rockhurst)
32	Nate Hall	LB	6-2	230	Jr./So.	Toledo, Ohio (Southview)
26	Chad Hanaoka	RB	5-10	175	Jr./Jr.	Honolulu, Hawaii (Iolani School)
72	Blake Hance	OL	6-5	305	Jr./So.	Jacksonville, Ill. (Jacksonville)
11	Matthew Harris	CB	5-11	184	Sr./Sr.	LaGrange Highlands, Ill. (Lyons Township)
24	Montre Hartage	CB	6-0	190	So./So.	Cordele, Ga. (Crisp County)
35	Tom Hruby	LB	6-3	240	Sr./Sr.	Crown Point, Ind. (Andrean)
16	Godwin Igwebuike	S	6-0	205	Sr./Jr.	Pickerington, Ohio (Pickerington North)
21	Justin Jackson	RB	5-11	193	Jr./Jr.	Carol Stream, Ill. (Glenbard North)
89	Cole Johnson	WR	6-1	201	Sr./Jr.	Avon, Ind. (Avon)
42	Joe Jones	LB	6-1	235	Sr./Sr.	Plano, Ill. (Plano)
57	Cameron Kolwich	OL	6-4	265	Fr./Fr.	Beverly Hills, Mich. (Orchard Lake St. Mary's)
17	Daniel Kubiuk	QB	6-1	200	Jr./So.	Barrington, Ill. (Barrington)
93	Greg Kuhar	DL	6-3	309	Sr./Sr.	Concorn Township, Ohio (St. Edward)
67	Tyler Lancaster	DL	6-3	310	Sr./Jr.	Romeoville, Ill. (Plainfield East)
28	Jeremy Larkin	RB	5-10	175	Fr./Fr.	Cincinnati, Ohio (LaSalle)
86	Riley Lees	WR	6-0	190	Fr./Fr.	Libertyville, Ill. (Libertyville)
78	Adam Lemke-Bell	OL	6-5	285	So./Fr.	Oak Park, Ill. (Oak Park-River East)
48	Cody Link	LB	6-5	206	Fr./Fr.	Madison, Wis. (Edgewood)
13	Warren Long	RB	6-0	210	Sr./Sr.	Union City, Calif. (James Logan)
38	Drew Luckenbaugh	K/P	6-1	200	Fr./Fr.	Spring Grove, Pa. (Spring Grove)
46	Eric Lutzen	SB	6-6	235	Jr./So.	Pewaukee, Wis. (Pewaukee)
68	Connor Mahoney	OL	6-4	285	Sr./Sr.	Malvern, Pa. (Malvern)
28	Alonzo Mayo	DB	5-11	170	So./Fr.	Baltimore, Md. (The Gilman School)
41	Jared McGee	S	6-1	215	Jr./So.	Mansfield, Texas (Mansfield Legacy)
17	Marcus McShepard	WR	5-11	200	Sr./Jr.	University Heights, Ohio (Cleveland Heights)
70	Shane Mertz	OL	6-8	300	Sr./Sr.	Hazlet, N.J. (Raritan)
77	Jesse Meyler	OL	6-5	290	Fr./Fr.	Torton, Ontario (Episcopal (Va.))
33	Matt Micucci	PK/P	5-11	190	Sr./Jr.	Lake Zurich, Ill. (Stevenson)
95	Alex Miller	DL	6-3	260	Fr./Fr.	Houston, Texas (Stratford)
8	Jack Mitchell	K	6-3	210	Sr./Sr.	San Diego, Calif. (Torrey Pines)
20	John Moten IV	RB	6-0	202	So./Fr.	St. Louis, Mo. (John Burroughs School)
14	Jake Murray	DB	6-3	205	So./Fr.	Coppell, Texas (Coppell)
2	Flynn Nagel	WR	5-11	181	So./So.	Lemont, Ill. (Lemont)
96	Hunter Niswander	P	6-5	252	Sr./Jr.	Peninsula, Ohio (Woodridge)
69	Brad North	OL	6-2	290	Sr./Jr.	Allen, Texas (Allen)
48	Tommy Odell	S	5-11	196	Sr./Jr.	River Forest, Ill. (Oak Park-River East)
7	Ifeadi Odenigbo	DL	6-3	260	Sr./Sr.	Centerville, Ohio (Centerville)
76	Eric Olson	OL	6-6	305	Sr./Sr.	Sudbury, Mass. (Buckingham Browne & Nicholes)
64	Andrew Otterman	OL	6-5	295	So./Fr.	Morristown, N.J. (Delbarton)
75	Ben Oxley	OL	6-6	291	Jr./So.	Avon Lake, Ohio (Avon Lake)
63	Ian Park	OL	6-4	305	Sr./Sr.	Pittsburgh, Pa. (Upper St. Clair)
51	Jaylen Prater	LB	6-0	230	Sr./Sr.	Hamden, Ohio (Wellston)
44	James Prather	SB	6-4	230	Jr./So.	Memphis, Tenn. (Memphis University School)
53	Cameron Queiro	LB	6-1	237	Jr./So.	Verona, N.J. (Bergen Catholic)
21	Kyle Queiro	S	6-3	200	Sr./Jr.	Verona, N.J. (Bergen Catholic)
23	Steven Reese	WR	6-2	200	So./Fr.	Buford, Ga. (Buford)
83	Heath Reineke	DL	6-3	235	Jr./So.	Ashland, Ohio (Ashland)
90	C.J. Robbins	DL	6-5	305	Sr./Sr.	Peru, Ill. (LaSalle-Peru)
6	Jelani Roberts	WR	5-8	166	So./So.	Owings Mills, Md. (The Gilman School)
49	Josh Roberts	LB	6-1	215	Sr./Jr.	Wamego, Kan. (Rock Creek)
98	Jake Saunders	DT	6-3	296	Fr./Fr.	Loveland, Ohio (Loveland)
82	Andrew Scanlan	WR	6-2	215	Sr./Sr.	Royersford, Pa. (Spring Ford)
88	Bennett Skowronek	WR	6-4	210	Fr./Fr.	Fort Wayne, Ind. (Homestead)
11	Aidan Smith	QB	6-2	200	Fr./Fr.	Fort Wayne, Ind. (Carroll)
58	Trevor Stroebel	LS	6-4	218	Sr./Jr.	Saukville, Wis. (Cedarburg) (Georgia Tech)
19	Jayne Taylor	SB	6-4	235	Jr./So.	The Woodlands, Texas (The Woodlands)
65	Jared Thomas	OL	6-4	290	So./Fr.	Indianapolis, Ind. (Cathedral)
99	Jordan Thompson	DL	6-3	290	So./So.	Cincinnati, Ohio (LaSalle)
18	Clayton Thorson	QB	6-4	220	Jr./So.	Wheaton, Ill. (Wheaton North)
85	Jack Tirmonia	WR	6-3	190	Fr./Fr.	Canton, Ohio
66	Nik Urban	OL	6-3	291	Fr./Fr.	Willoughby, Ohio (Willoughby South)
4	Solomon Vault	WR	5-10	190	Jr./Jr.	Gaithersburg, Md. (Gaithersburg)
31	Tommy Vitale	LB	6-3	220	So./So.	Wheaton, Ill. (Wheaton Warrenville South)
73	Gunnar Vogel	OL	6-6	286	Fr./Fr.	Columbus, Ohio (Westerville South)
1	Anthony Walker Jr.	LB	6-1	245	Sr./Jr.	Miami, Fla. (Monsignor Edward Place)
10	Brett Walsh	LB	6-1	215	Sr./Jr.	Monrovia, Calif. (Monrovia)
56	Xavier Washington	DE	6-1	243	Jr./Jr.	Cedar Hill, Texas (Cedar Hill)
3	Keith Watkins II	CB	5-11	187	Sr./Jr.	Cincinnati, Ohio (Moeller)
39	Mason Weissenhofer	PK	6-2	185	So./Fr.	Plainfield, Ill. (Montini Catholic)
22	Parrker Westphal	DB	6-1	198	Jr./So.	Bolingbrook, Ill. (Bolingbrook)
33	Travis Whillock	DB	6-0	180	Fr./Fr.	Katy, Texas (Katy)
29	Trae Williams	DB	5-11	200	So./Fr.	The Plains, Ohio (Athens)
15	Macan Wilson	WR	6-0	186	Sr./Jr.	Houston, Texas (Kinkaid)
92	Fred Wyatt	DL	6-4	285	Jr./So.	Larence, Kan. (Free State)
14	Lloyd Yates	QB	6-2	207	So./Fr.	Oak Park, Ill. (Oak Park-River East)

No.	Name	Pos.
1	Anthony Walker, Jr.	LB
2	Flynn Nagel	WR
3	Keith Watkins II	CB
4	Solomon Vault	WR
5	Charlie Fessler	WR
6	Jelani Roberts	WR
7	Matt Alviti	QB
7	Ifeadi Odenigbo	DE
8	Jack Mitchell	K
9	Garrett Dickerson	SB
10	TJ Green	QB
11	Matthew Harris	CB
11	Aidan Smith	QB
12	Auston Anderson	RB
13	Warren Long	RB
14	Jacob Murray	DB
14	Lloyd Yates	QB
15	Macan Wilson	WR
16	Godwin Igwebuike	S
16	Quinn Baker	WR
17	Dan Kubiuk	QB
17	Marcus McShepard	WR
18	Clayton Thorson	QB
19	Jayne Taylor	SB
20	John Moten IV	RB
21	Justin Jackson	RB
21	Kyle Queiro	S
22	Parrker Westphal	DB
23	Steven Reese	WR
24	Montre Hartage	DB
25	Corey Acker	RB
26	Chad Hanaoka	RB
26	Brian Bullock	DB
27	Roderick Campbell	DB
28	Jeremy Larkin	RB
28	Alonzo Mayo	DB
29	Trae Williams	DB
31	Tommy Vitale	LB
32	Nate Hall	LB
33	Matt Micucci	K
33	Travis Whillock	DB
35	Tom Hruby	LB
36	Jesse Brown	RB
37	Moe Almasri	DB
38	Andrew Luckenbaugh	K/P
39	Mason Weissenhofer	PK
40	Paddy Fisher	LB
41	Jared McGee	S
42	Joe Jones	LB
43	Tyler Gillikin	LS
44	James Prather	SB
45	Nathan Fox	SB
46	Eric Lutzen	LB
47	Joe Bergin	DB
48	Cody Link	LB
48	Tommy Odell	DB
49	Josh Roberts	LB
50	Jango Glackin	LB
51	Jaylen Prater	LB
52	Chris Fitzpatrick	LS
53	Cam Queiro	LB
54	Trent Goens	DL
55	Mark Gooden	DL
56	Xavier Washington	DE
57	Cameron Kolwich	OL
58	Trevor Stroebel	LS
59	JB Butler	OL
61	Jason Goosen	OL
63	Ian Park	OL
64	Andrew Otterman	OL
65	Jared Thomas	OL
66	Nik Urban	OL
67	Tyler Lancaster	DL
68	Connor Mahoney	OL
69	Brad North	OL
70	Shane Mertz	OL
71	Tommy Doles	OL
72	Blake Hance	OL
73	Gunnar Vogel	OL
74	Graham Bullmore	OL
75	Ben Oxley	OL
76	Eric Olson	OL
77	Jesse Meyler	OL
78	Adam Lemke-Bell	OL
79	Sam Coverdale	OL
80	Austin Carr	WR
81	Ramaud Bowman	WR
82	Andrew Scanlan	WR
83	Heath Reineke	DL
84	Cam Green	SB
85	Jack Tirmonia	WR
86	Riley Lees	WR
87	Eric Eshoo	SB
88	Bennett Skowronek	WR
89	Cole Johnson	WR
90	CJ Robbins	DL
92	Fred Wyatt	DL
93	Greg Kuhar	DL
94	Tommy Carnifax	DL
95	Alex Miller	DL
96	Hunter Niswander	P
97	Joe Gaziano	DL
98	Jake Saunders	DL
99	Jordan Thompson	DL



Game	Offensive	Off. Big Playmaker	Off. Practice
W. Michigan	Justin Jackson	Tommy Doles	Jesse Meyler
Illinois State	Austin Carr	Macan Wilson	Nik Urban
Duke	Garrett Dickerson	Austin Carr	Cole Johnson
Nebraska	Austin Carr	Justin Jackson	Steven Reese
Iowa	Austin Carr	Justin Jackson	Cole Johnson
Michigan State	Justin Jackson	Clayton Thorson	Eric Lutzen
		Austin Carr	
Indiana	Austin Carr	Macan Wilson	Nik Urban
Ohio State	Clayton Thorson	Austin Carr	Jesse Brown
Wisconsin	Austin Carr		Cole Johnson
Purdue	Justin Jackson	Austin Carr	Chad Hanaoka
Minnesota			
Illinois			

Game	Defensive	Def. Big Playmaker	Def. Practice
W. Michigan	n/a	n/a	Tommy Odell
Illinois State	C.J. Robbins	Xavier Washington	Paddy Fisher
Duke	Trae Williams	Xavier Washington	Cam Queiro
Nebraska	Tyler Lancaster	Godwin Igwebuike	Trent Goens
Iowa	Ifeadi Odenigbo	Joe Jones	Joe Bergin
Michigan State	Joe Gaziano	Ifeadi Odenigbo	Travis Whillock
Indiana	Anthony Walker	Montre Hartage	Gunnar Vogel
Ohio State	Tyler Lancaster	Godwin Igwebuike	Brian Bullock
Wisconsin	Tyler Lancaster	Jordan Thompson	Trent Goens
			Mark Gooden
Purdue	Montre Hartage	Anthony Walker, Jr.	Dan Kubiak
Minnesota			
Illinois			

Game	Special Teams	ST Practice Player of the Week
W. Michigan	Hunter Niswander	Cole Johnson
Illinois State	Auston Anderson	Josh Roberts
Duke	Flynn Nagel	Chad Hanaoka
Nebraska	Flynn Nagel	Josh Roberts
Iowa	Flynn Nagel	Paddy Fisher
Michigan State	Solomon Vault	Eric Eshoo
Indiana	Chris Fitzpatrick	Mark Gooden
Ohio State	Jared McGee	Moe Almasri
Wisconsin	Corey Acker	Paddy Fisher
Purdue	Trae Williams	Jesse Brown
Minnesota		
Illinois		

ANTHONY WALKER, JR.

ANTHONY WALKER, JR. at PURDUE

TACKLES

12

SOLO

7

INTERCEPTION

1



FIRST TEAM

	#	Name	Height	Weight	Year
LT	72	Blake Hance	6-5	305	So.
LG	59	J.B. Butler	6-3	300	So.
C	69	Brad North	6-2	290	Jr.
RG	71	Tommy Doles	6-6	295	So.
RT	76	Eric Olson	6-6	305	Sr.
WR	80	Austin Carr	6-1	200	Sr.
WR	2	Flynn Nagel	5-11	181	So.
WR	4	Solomon Vault	5-10	190	Jr.
QB	18	Clayton Thorson	6-4	220	So.
RB	21	Justin Jackson	5-11	195	Jr.
SB	9	Garrett Dickerson	6-3	245	Jr.
LE	90	C.J. Robbins	6-5	305	Gr.
DT	99	Jordan Thompson	6-3	290	So.
DT	67	Tyler Lancaster	6-3	310	Jr.
RE	56	Xavier Washington	6-1	243	Jr.
Will	10	Brett Walsh	6-1	215	Jr.
Mike	1	Anthony Walker, Jr.	6-1	245	Jr.
Sam	32	Nate Hall	6-2	230	So.
CB	24	Montre Hartage	6-0	190	So.
CB	29	Trae Williams	5-11	200	R-Fr.
S	16	Godwin Igwebuike	6-0	205	Jr.
S	21	Kyle Queiro	6-3	200	Jr.

SPECIALISTS

Pos.	#	Name	Height	Weight	Year
PK	8	Jack Mitchell	6-3	210	Sr.
	33	Matt Micucci	5-11	190	Sr.
P	96	Hunter Niswander	6-5	240	Jr.
	33	Matt Micucci	5-11	190	Sr.
LS	52	Chris Fitzpatrick	6-2	230	Jr.
H	33	Matt Micucci	5-11	190	Sr.
KR	4	Solomon Vault	5-10	190	So.
PR	2	Flynn Nagel	5-11	181	So.
KO	8	Jack Mitchell	6-3	210	Sr.
	33	Matt Micucci	5-11	190	Sr.

SECOND TEAM

	#	Name	Height	Weight	Year
LT	79	Sam Coverdale	6-7	305	Jr.
LG	68	Connor Mahoney	6-4	285	Sr.
C	65	Jared Thomas	6-4	290	R-Fr.
RG	64	Andrew Otterman	6-5	295	R-Fr.
RT	75	Ben Oxley	6-6	291	So.
WR	82	Andrew Scanlan	6-2	215	Sr.
WR	15	Macan Wilson	6-0	186	Jr.
WR	88	Bennett Skowronek	6-4	210	Fr.
QB	7	Matt Alviti	6-0	200	Jr.
RB	20	John Moten IV	6-0	202	R-Fr.
SB	84	Cameron Green	6-3	210	R-Fr.
LE	97	Joe Gaziano	6-4	265	R-Fr.
DT	92	Fred Wyatt	6-4	285	So.
DT	95	Alex Miller	6-3	260	Fr.
RE	7	Ifeadi Odenigbo	6-3	265	Sr.
Will	51	Jaylen Prater	6-0	230	Sr.
Mike	45	Nathan Fox	6-2	245	R-Fr.
Sam	42	Joseph Jones	6-1	235	Sr.
CB	27	Roderick Campbell	6-0	180	Fr.
CB	17	Marcus McShepard	5-11	200	Jr.
S	48	Tommy Odell	5-11	196	Jr.
S	41	Jared McGee	6-1	215	So.

PRONUNCIATION GUIDE

Matt Alviti	(AL-vee-tee)
Ramaud Chiaokhia-Bowman	(CHOW-key-o)
Eric Eshoo	(E-shoe)
Joe Gaziano	(gah-ZEE-ah-no)
Trent Goens	(GO-ins)
Montre Hartage	(mon-TRAY)
Tom Hruby	(ROO-bee)
Godwin Igwebuike	(ig-weh-BYU-kay)
Greg Kuhar	(KOO-har)
Matt Micucci	(mi-KOO-chee)
Hunter Niswander	(NICE-wander)
Ifeadi Odenigbo	(if-AH-dee o-DEN-uh-bo)
Cameron/Kyle Queiro	(KAY-ro)
Jelani Roberts	(juh-lah-NEE)
Bennett Skowronek	(skuh-RON-ek)
Tommy Vitale	(vuh-TAL-ee)

BIG TEN STANDINGS					
WEST DIVISION	BIG	.PCT	OVERALL	.PCT	STREAK
Wisconsin	5-2	.714	8-2	.800	W4
Nebraska	5-2	.714	8-2	.800	W1
Minnesota	4-3	.571	7-3	.700	L1
Iowa	4-3	.571	6-4	.600	W1
Northwestern	4-3	.571	5-5	.500	W1
Illinois	2-5	.286	3-7	.300	L1
Purdue	1-6	.143	3-7	.300	L5
EAST DIVISION	BIG	.PCT	OVERALL	.PCT	STREAK
Michigan	6-1	.857	9-1	.900	L1
Ohio State	6-1	.857	9-1	.900	W3
Penn State	6-1	.857	8-2	.800	W6
Indiana	3-4	.429	5-5	.500	L1
Maryland	2-5	.286	5-5	.500	L3
Michigan State	1-6	.143	3-7	.300	W1
Rutgers	0-7	.000	2-8	.200	L7

BIG TEN SCHEDULE

Saturday, November 19

#5 Ohio State at Michigan State	ESPN/WatchESPN	11 a.m.
Iowa at Illinois	BTN/BTN2Go	11 a.m.
Maryland at #19 Nebraska	ESPNNews/WatchESPN	11 a.m.
#7 Wisconsin at Purdue	ABC/WatchESPN	11 a.m.
Indiana at #3 Michigan	ESPN/WatchESPN	2:30 p.m.
Northwestern at Minnesota	BTN/BTN2Go	2:30 p.m.
#10 Penn State at Rutgers	BTN/BTN2Go	7 p.m.

NATIONAL RANKINGS (WEEK 12)					
ASSOCIATED PRESS			COACHES POLL		
1. Alabama (61)	10-0	1525	1. Alabama (63)	10-0	1575
2. Ohio State	9-1	1455	2. Ohio State	9-1	1495
3. Louisville	9-1	1357	3. Louisville	9-1	1418
4. Michigan	9-1	1323	4. Michigan	9-1	1332
5. Clemson	9-1	1304	5. Clemson	9-1	1318
6. Wisconsin	8-2	1214	6. Wisconsin	8-2	1231
7. Washington	9-1	1150	7. Washington	9-1	1190
8. Oklahoma	8-2	1064	8. Oklahoma	8-2	1147
9. Penn State	8-2	961	9. West Virginia	8-1	994
10. West Virginia	8-1	920	10. Penn State	8-2	923
11. Utah	8-2	807	11. Utah	8-2	909
12. Colorado	8-2	797	12. Colorado	8-2	861
13. Oklahoma State	8-2	659	13. Oklahoma State	8-2	745
14. Western Michigan 10-0	8-2	634	14. LSU	6-3	572
15. USC	7-3	584	15. Florida State	7-3	559
16. LSU	6-3	582	16. Auburn	7-3	542
17. Florida State	7-3	569	17. Nebraska	8-2	541
18. Auburn	7-3	543	18. Florida	7-2	538
19. Nebraska	8-2	504	19. USC	7-3	473
20. Washington State	8-2	501	20. Washington State	8-2	438
21. Florida	7-2	435	21. Western Michigan 10-0	10-0	431
22. Boise State	9-1	315	22. Texas A&M	7-3	396
23. Texas A&M	7-3	238	23. Boise State	9-1	355
24. San Diego State	9-1	97	24. North Carolina	7-3	114
25. Troy	8-1	63	25. San Diego State	9-1	112
Others Receiving Votes: Houston 49, North Carolina 40, Virginia Tech 36, Tennessee 21, Navy 20, Stanford 16, Western Kentucky 11, Pittsburgh 9, South Florida 8, Arkansas 7, Iowa 4 , Ole Miss 2, Minnesota 1			Others Receiving Votes: Houston 60, Navy 43, South Florida 43, Virginia Tech 39, Troy 28, Tennessee 20, Stanford 16, Pittsburgh 6, Arkansas 5, Toledo 3, Baylor 2, Iowa 1		

BY THE NUMBERS			
NORTHWESTERN			

	Rank	B1G	Value
Total Offense	76	8	397.7
Rushing Offense	106	13	140.2
Passing Offense	42	3	257.5
Team Passing Efficiency	77	9	125.92
Scoring Offense	89	10	25.3
Total Defense	62	10	405.7
Rushing Defense	42	6	145.2
Passing Yards Allowed	97	14	260.5
Team Passing Efficiency Defense	36	5	120.68
Scoring Defense	27	5	21.5
Turnover Margin	33	7	0.40
3rd Down Conversion Percentage	60	7	.408
4th Down Conversion Percentage	79	8	.476
3rd Down Conversion Percentage Defense	44	6	.372
4th Down Conversion Percentage Defense	87	11	.571
Red Zone Offense	119	11	.733
Red Zone Defense	26	6	.769
Net Punting	105	11	35.45
Punt Returns	69	9	7.38
Kickoff Returns	18	3	24.74
First Downs Offense	64	5	211
First Downs Defense	86	13	222
Fewest Penalties Per Game	3	2	3.50
Fewest Penalty Yards Per Game	3	2	28.40
Time of Possession	126	14	24:51

MINNESOTA			
	Rank	B1G	Value
Total Offense	99	11	375.1
Rushing Offense	41	5	197.8
Passing Offense	107	11	177.3
Team Passing Efficiency	104	11	117.41
Scoring Offense	49	4	31.8
Total Defense	22	4	353.0
Rushing Defense	24	4	122.0
Passing Yards Allowed	68	12	231.0
Team Passing Efficiency Defense	37	6	121.15
Scoring Defense	38	7	23.2
Turnover Margin	6	2	1.10
3rd Down Conversion Percentage	52	6	.417
4th Down Conversion Percentage	66	6	.500
3rd Down Conversion Percentage Defense	86	11	.417
4th Down Conversion Percentage Defense	54	8	.500
Red Zone Offense	42	5	.867
Red Zone Defense	119	13	.926
Net Punting	61	6	37.56
Punt Returns	77	10	7.00
Kickoff Returns	40	5	22.41
First Downs Offense	87	9	200
First Downs Defense	40	7	191
Fewest Penalties Per Game	94	14	6.90
Fewest Penalty Yards Per Game	87	13	60.20
Time of Possession	32	5	31:54



#1 • ANTHONY WALKER, JR. • LB
Tackles: 19, at Duke, 9/19/15
Solo Tackles: 10 (2x), last vs. Indiana, 10/22/16
Assisted Tackles: 12, at Duke, 9/19/15
TFL: 3.5, at Illinois, 11/28/15
Sacks: 1.5, at Purdue, 11/22/14
QB Hurries: 2 (2x), last at Michigan State, 10/15/16
Interceptions: 1 (4x), last at Purdue, 11/12/16
Pass Breakups: 2, vs. Stanford, 9/5/15
Fumble Recoveries: 1 (5x), last vs. Duke, 9/17/16
Forced Fumbles: 1 (5x), last vs. Duke, 9/17/16

Tackles	Solo	TFL-Yds	Sacks
80	47	6.0-25	2.0-13



#2 • FLYNN NAGEL • WR
Receptions: 6, vs. Indiana, 10/22/16
Receiving Yards: 81, at MSU, 10/15/16
Long Reception: 57, at MSU, 10/15/16
Punt Returns: 5, vs. Duke, 9/17/16
Return Yards: 47, at Iowa, 10/1/16
Long Punt Return: 47, at Iowa, 10/1/16

Catches	Yds	Avg.	TD
28	319	11.4	1



#4 • SOLOMON VAULT • WR
Rushing Yards: 36, vs. Ball State, 9/26/15
Attempts: 9, vs. Eastern Illinois, 9/12/15
Rushing TDs: 2 (3x), last vs. Illinois, 11/29/14
Long Run: 21, vs. W. Illinois, 9/20/14
Receptions: 2 (6x), last vs. Indiana, 10/22/16
Rec. Yards: 53, vs. Purdue, 11/14/15
Touchdowns: 1 (2x), last vs. Indiana, 10/22/16
Long Reception: 37, vs. Purdue, 11/14/15
Kick Return: 98, at Duke, 9/19/15
Kick Return Touchdown: 1 (4x), last at MSU, 10/15/16

Catches	Yds	TD	KR Avg.
14	148	10.6	28.4



#7 • IFEADI ODENIGBO • DE
Tackles: 5, at Iowa, 10/1/16
Solo Tackles: 4, at Iowa, 10/1/16
Assisted Tackles: 2 (4x), last vs. W. Michigan, 9/3/16
TFL: 4.0, at Iowa, 10/1/16
Sacks: 4.0, at Iowa, 10/1/16
QB Hurries: 4, vs. W. Michigan, 9/3/16
Forced Fumbles: 3, vs. W. Illinois, 9/20/14
Fumble Recoveries: 1 (2x), vs. W. Illinois, 9/20/14
Pass Breakups: 1, at Illinois, 11/30/13

Tackles	Solo	Sacks-Yds	QBH
20	14	8.0-61	5



#9 • GARRETT DICKERSON • SB
Receptions: 8, at Ohio State, 10/29/16
Yards: 44, at Purdue, 11/12/16
Long Reception: 42, at Purdue, 11/12/16
Touchdowns: 1 (3x), last at Purdue, 11/12/16

Catches	Yds	Avg.	TD
23	226	9.8	3



#15 • MACAN WILSON • WR
Receptions: 4, at Purdue, 11/12/16
Yards: 57, vs. Duke, 9/17/16
Long Reception: 35, vs. Duke, 9/17/16
Touchdown: 1, vs. Indiana, 10/22/16

Catches	Yds	Avg.	TD
18	245	13.6	1



#16 • GODWIN IGWEBUIKE • S
Tackles: 15, vs. Nebraska, 9/24/16
Solo Tackles: 13, vs. Nebraska, 9/24/16
Assisted Tackles: 7, at Illinois, 11/28/15
TFL: 2.0 (3x), last vs. Nebraska, 9/24/16
Interceptions: 3, vs. Wisconsin, 10/4/14
Forced Fumble: 1 (2x), last vs. Nebraska, 9/24/16
Fumble Recovery: 1, at Duke, 9/19/15
Pass Breakups: 2 (2x), last vs. Duke, 9/17/16

Tackles	Solo	TFL-Yds	PBU
87	67	5.5-7	6



#18 • CLAYTON THORSON • QB
Pass Attempts: 52, vs. Wisconsin, 11/5/16
Completions: 28, vs. Wisconsin, 11/5/16
Percentage: 77.1, at MSU, 10/15/22
Passing Yards: 352, at Purdue, 11/12/16
Passing TDs: 3 (6x), last at Purdue, 11/12/16
Long Pass: 66, vs. Ball State, 9/26/15
Rushing Attempts: 12, vs. Ill. State, 9/10/16
Rushing Yards: 126, at Nebraska, 10/24/15
Rushing TDs: 2, vs. Minnesota, 10/3/15
Long Rush: 68, at Nebraska, 10/24/15

C-A-I	Yards	Pct.	TD	Rush TD
216-377-8	2571	57.3	19	5



#21 • JUSTIN JACKSON • RB
Rushing Yards: 188, at MSU, 10/15/22
Rushing Attempts: 37, at Illinois, 11/28/15
Rushing TDs: 3, vs. W. Michigan, 9/3/16
Long Run: 68, at Purdue, 11/22/14
Receptions: 5 (2x), last vs. Indiana, 10/22/16
Receiving Yards: 55, at Nebraska, 10/24/15
Long Reception: 37, vs. W. Michigan, 9/3/16
Receiving TDs: 1, at Minnesota, 10/11/14

Carries	Yards	YPC	TD
223	1037	4.7	8



#24 • MONTRE HARTAGE • DB
Tackles: 15, vs. Nebraska, 9/24/16
Solo Tackles: 9, vs. Illinois State, 9/10/16
Assisted Tackles: 2, vs. Indiana, 10/22/16
Pass Breakup: 2 (2x), last at Purdue, 11/12/16
Interceptions: 2, at Purdue, 11/12/16

Tackles	Solo	INT	PBU
46	39	4	8



#24 • TRAE WILLIAMS • DB
Tackles: 7 (2x), last vs. Wisconsin, 11/5/16
Solo Tackles: 7, vs. Duke, 9/17/16
Assisted Tackles: 2, vs. Wisconsin, 11/5/16
TFL: 1.0, vs. Wisconsin, 11/5/16
Pass Breakup: 2, vs. Duke, 9/17/16
Interceptions: 1, at Iowa, 10/1/16

Tackles	Solo	INT	PBU
29	25	1	4



#32 • NATE HALL • LB
Tackles: 10 (2x), last at Illinois, 11/28/15
Solo Tackles: 7, vs. PSU, 11/7/15
Assisted Tackles: 7, vs. Purdue, 11/14/15
QB Hurries: 2 (2x), last vs. Indiana, 10/22/16
Pass Breakup: 1 (3x), last at Ohio State, 10/29/16
TFL: 1.5, vs. Illinois State, 9/10/16

Tackles	Solo	TFL-Yds	QBH
50	31	5.5-16	2



#51 • JAYLEN PRATER • LB
Tackles: 18, vs. W. Michigan, 9/3/16
Solo Tackles: 9, vs. W. Michigan, 9/3/16
Assisted Tackles: 9, vs. W. Michigan, 9/3/16
TFL: 1 (2x), last at MSU, 10/15/16
Sacks: 1, vs. Iowa, 10/17/15
Pass Breakup: 1 (3x), last vs. Duke, 9/17/16
QB Hurries: 1, vs. Nebraska, 9/24/16

Tackles	Solo	TFL-Yds	PBU
61	31	2.0-3	1



#80 • AUSTIN CARR • WR
Receptions: 12, vs. Wisconsin, 11/5/16
Receiving Yards: 185, at Ohio State, 10/29/16
Long Reception: 58, vs. Duke, 9/17/16
Touchdowns: 3, at Iowa, 10/1/16

Catches	Yards	YPC	TD
75	1102	14.7	12



#96 • HUNTER NISWANDER • P
Punts: 10, at Duke, 9/19/15
Longest Punt: 62 (2x), last at MSU, 10/15/16
Punt Average: 45.3, vs. Illinois State, 9/10/16

No.	Yds	Avg.	Long	FC	Inside 20
58	2428	41.9	62	17	17



CAREER HIGHS

#25 • COREY ACKER • RB

Rushing Yards: 57, vs. Eastern Illinois, 9/12/15
Rushing Attempts: 5, vs. Eastern Illinois, 9/12/15
Long Run: 31, vs. Eastern Illinois, 9/12/15

#7 • MATT ALVITI • QB

Passing Attempts: 3 (2x), last at Michigan, 10/10/15
Completions: 1 (4x), last at Ohio State, 10/29/16
Yards: 12, at Michigan, 10/10/15
Long Pass: 12, at Michigan, 10/10/15
Rushing Attempts: 4, at Purdue, 11/22/14
Yards: 7, at Purdue, 11/12/16
Long Run: 7, at Purdue, 11/12/16
Touchdown: 1, at Notre Dame, 11/15/14

#12 • AUSTON ANDERSON • RB

Rushing Yards: 56, vs. Eastern Illinois, 9/12/15
Rushing Attempts: 8, vs. Eastern Illinois, 9/12/15
Long Run: 22, vs. Eastern Illinois, 9/12/15

#27 • RODERICK CAMPBELL • DB

Tackles: 1 (2x), last at Purdue, 11/12/16
Solo Tackles: 1, at Purdue, 11/12/16
Assisted Tackles: 1, at Ohio State, 10/29/16
Pass Breakups: 1, at Purdue, 11/12/16

#45 • NATHAN FOX • LB

Tackles: 2 (2x), last at Purdue, 11/12/16
Solo Tackles: 2, vs. Duke, 9/17/16
Assisted Tackles: 1, at Purdue, 11/12/16
TFL: 0.5, vs. Nebraska, 9/24/16

#97 • JOE GAZIANO • DL

Tackles: 4, at Michigan State, 10/15/16
Solo Tackles: 3, at Michigan State, 10/15/16
Assisted Tackles: 2, vs. W. Michigan, 9/3/16
TFL: 2, at Purdue, 11/12/16
Sacks: 2, at Purdue, 11/12/16
Fumble Recovery: 1, at Michigan State, 10/15/16
QB Hurries: 1, vs. W. Michigan, 9/3/16
Pass Breakup: 1 (2x), last vs. Wisconsin, 11/5/16

#54 • TRENT GOENS • DL

Tackles: 3, at Michigan State, 10/15/16
Solo Tackles: 2, vs. Illinois State, 9/10/16
Assisted Tackles: 2, at Michigan State, 10/15/16
TFL: 1, vs. Illinois State, 9/10/16
Interceptions: 1, at Purdue, 11/12/16

#84 • CAMERON GREEN • SB

Receptions: 2, at Ohio State, 10/29/16
Yards: 23, at Ohio State, 10/29/16
Long Reception: 13, at Ohio State, 10/29/16

#42 • JOSEPH JONES • LB

Tackles: 8, vs. Wisconsin, 11/5/16
Solo Tackles: 6, vs. Wisconsin, 11/5/16
Assisted Tackles: 3 (2x), last vs. Nebraska, 9/24/16
TFL: 2.0, vs. Minnesota, 10/3/15
Sacks: 1.0 (2x), last at Iowa, 10/1/16
Fumble Recovery: 1, vs. Nebraska, 9/24/16
Pass Breakup: 1, at Iowa, 10/1/16

#93 • GREG KUJAR • DT

Tackles: 8, at Minnesota, 10/11/14
Solo Tackles: 3 (2x), last at Minnesota, 10/11/14
Assisted Tackles: 5, at Minnesota, 10/11/14
TFL: 1.0 (2x), at Minnesota, 10/11/14
QB Hurries: 1, vs. Cal, 8/30/14
Fumble Recoveries: 1, vs. W. Illinois, 9/20/14

#67 • TYLER LANCASTER • DL

Tackles: 8, vs. Wisconsin, 11/5/16
Solo Tackles: 5, vs. Wisconsin, 11/5/16
Assisted Tackles: 3 (4x), last vs. Wisconsin, 11/5/16
TFL: 2.0 (2x), last vs. Wisconsin, 11/5/16
QB Hurry: 1, vs. Eastern Illinois, 9/12/15
Sack: 1.0, at Wisconsin, 11/21/15
Forced Fumbles: 1 (2x), last at Wisconsin, 11/21/15
Pass Breakup: 1, at Duke, 9/9/15

#28 • ALONZO MAYO • DB

Tackles: 5, at Iowa, 10/1/16
Solo Tackles: 3, at Iowa, 10/1/16
Assisted Tackles: 2, at Iowa, 10/1/16
TFL: 0.5, at Iowa, 10/1/16

#41 • JARED MCGEE • S

Tackles: 10, vs. Nebraska, 9/24/16
Solo Tackles: 7, vs. Nebraska, 9/24/16
Assisted Tackles: 4 (2x), last vs. Duke, 9/17/16
TFL: 0.5, vs. Nebraska, 9/24/16
QB Hurries: 1, vs. Nebraska, 9/24/16
Interceptions: 1 (2x), last at Michigan State, 10/15/16
Pass Breakups: 1, vs. Duke, 9/17/16

#17 • MARCUS MCSHEPARD • DB

Tackles: 8, at Ohio State, 10/29/16
Solo Tackles: 7, vs. Indiana, 10/22/16
Assisted Tackles: 3, at Ohio State, 10/29/16
Pass Breakups: 2, vs. Indiana, 10/22/16

#95 • ALEX MILLER • DL

Tackles: 3, at Purdue, 11/12/16
Solo Tackles: 2, at Purdue, 11/12/16
Assisted Tackles: 1 (3x), last at Purdue, 11/12/16
Pass Breakups: 1, vs. Nebraska, 9/24/16

#8 • JACK MITCHELL • K

FGM: 4, vs. Notre Dame, 11/15/14
FGA: 5, vs. Notre Dame, 11/15/14
Longest FG: 49, vs. Stanford, 9/5/15
Touchbacks: 4 (3x), last at Purdue, 11/12/16

#20 • JOHN MOTEN IV • RB

Rushing Attempts: 16, at Purdue, 11/12/16
Rushing Yards: 119, at Purdue, 11/12/16
Long Run: 26, at Purdue, 11/12/16
Receptions: 1 (2x), last at Iowa, 10/1/16
Receiving Yards: 15, at Iowa, 10/1/16
Long Reception: 15, at Iowa, 10/1/16

#53 • CAMERON QUEIRO • LB

Tackles: 1 (5x), last vs. Nebraska, 9/24/16
Solo Tackles: 1 (5x), last vs. Nebraska, 9/24/16
TFL: 1, vs. Eastern Illinois, 9/12/15

#21 • KYLE QUEIRO • DB

Tackles: 8, at Ohio State, 10/29/16
Solo Tackles: 4 (2x), last vs. Indiana, 10/22/16
Assisted Tackles: 5, at Ohio State, 10/29/16
TFL: 1, vs. Wisconsin, 11/5/16
Interception: 1 (2x), last vs. Indiana, 10/22/16
Pass Breakup: 1 (3x), last vs. Wisconsin, 11/5/16

#90 • C.J. ROBBINS • DT

Tackles: 5, vs. Illinois State, 9/10/16
Solo Tackles: 4, vs. Illinois State, 9/10/16
Assisted Tackles: 3, at Minnesota, 10/11/14
TFL: 2, vs. Illinois State, 9/10/16
Sacks: 1 (2x), last at Ohio State, 10/29/16
Pass Breakups: 1 (3x), last vs. Wisconsin, 11/5/16
Blocked Kicks: 1, at PSU, 9/27/14
Fumble Recoveries: 1, at Wisconsin, 11/21/15

#6 • JELANI ROBERTS • WR

Rushing Yards: 9, vs. Eastern Illinois, 9/12/15
Rushing Attempts: 5, vs. Eastern Illinois, 9/12/15
Long Run: 8, vs. Eastern Illinois, 9/12/15
Receptions: 3, vs. PSU, 11/7/15
Yards: 14, vs. PSU, 11/7/15
Long Reception: 12, at Michigan, 10/10/15

#82 • ANDREW SCANLAN • WR

Receptions: 5 (2x), last at Purdue, 11/12/16
Yards: 78, at Purdue, 11/12/16
Long Reception: 31, at Purdue, 11/12/16

#88 • BENNETT SKOWRONEK • WR

Receptions: 2 (2x), last at Purdue, 11/12/16
Receiving Yards: 28, at Purdue, 11/12/16
Long Reception: 14 (2x), at Purdue, 11/12/16

#99 • JORDAN THOMPSON • DT

Tackles: 5, vs. Wisconsin, 11/5/16
Solo Tackles: 4, vs. Wisconsin, 11/5/16
Assisted Tackles: 3, vs. Duke, 9/17/16
TFL: 1, vs. Wisconsin, 11/5/16
Pass Breakup: 1 (2x), last at Ohio State, 10/29/16

#31 • TOMMY VITALE • LB

Tackles: 1, vs. E. Illinois, 9/12/15
Assisted Tackles: 1, vs. E. Illinois, 9/12/15

#10 • BRETT WALSH • LB

Tackles: 9, at Purdue, 11/12/16
Solo Tackles: 6 (2x), at Purdue, 11/12/16
Assisted Tackles: 3, at Purdue, 11/12/16
TFL: 1, vs. Western Michigan, 9/3/16
Sacks: 1, vs. Western Michigan, 9/3/16

#56 • XAVIER WASHINGTON • DE

Tackles: 5 (3x), last vs. Wisconsin, 11/5/16
Solo Tackles: 4 (2x), last at Iowa, 10/1/16
Assisted Tackles: 4, vs. Wisconsin, 11/5/16
TFL: 2.0, at Iowa, 10/1/16
Sacks: 1.0 (5x), last at Purdue, 11/12/16
QB Hurries: 3, vs. Purdue, 11/14/15
Forced Fumbles: 1, at PSU, 9/27/14
Pass Breakup: 1, vs. PSU, 11/7/15

#92 • FRED WYATT • DL

Tackles: 4, vs. W. Michigan, 9/3/16
Solo Tackles: 3, at Purdue, 11/12/16
Assisted Tackles: 2 (2x), last at Michigan State, 10/15/16
TFL: 1, at Purdue, 11/12/16
Pass Breakup: 1, vs. Illinois State, 9/10/16

NORTHWESTERN RECORD WHEN...

	2016	Fitz Career
When playing at home	2-4	41-32
When playing on road	3-1	32-24
When playing at a neutral site	0-0	2-5
When playing on grass	4-4	55-41
When playing on artificial surface	1-1	20-20
When scoring first	3-1	50-17
When opponent scores first	2-4	25-45
When leading after first quarter	3-1	46-15
When trailing after first quarter	2-0	17-32
When tied after first quarter	0-3	12-13
When leading at halftime	3-1	56-16
When trailing at halftime	1-4	13-37
When tied at halftime	1-0	6-8
When leading after three quarters	5-0	62-15
When trailing after three quarters	0-4	10-42
When tied after three quarters	0-1	3-4
When NU has more/equal rushing yards	4-1	57-17
When opponent has more rushing yards	1-4	19-43
When NU has more/equal passing yards	2-3	37-27
When opponent has more passing yards	3-2	39-33
When NU has more/equal total yards	5-0	55-19
When opponent has more total yards	0-5	20-44
When NU has more first downs	4-0	50-22
When opponent has more first downs	1-5	19-36
When first downs are equal	0-0	6-3
When NU forces more turnovers	4-1	45-15
When opponent forces more turnovers	0-3	15-35
When turnovers are equal	1-1	15-11
In games decided by three points or fewer	0-2	15-11
In games decided by seven points or fewer	1-1	31-19
In overtime games	0-0	3-5

2016 HONORARY CAPTAINS

Each home game, Pat Fitzgerald and the Wildcats are fortunate to be joined in the pursuit of victory by an honorary captain. The honorary captain traditionally delivers a message to the team following the squad's Friday afternoon walk-through, joins the team for dinner and on Saturday walks with NU's season-long captains to midfield for the pregame coin toss. Below is a look at those individuals who have served in this role so far in 2016:

2016 Northwestern Honorary Captains

W. Michigan: Steve Green, NU Deputy Director of Athletics

Illinois State: Jeff Budzien, Northwestern Kicker (2010-13)

Duke: Dan and Susan Jones, NU Alumni and Benefactors


Nebraska: Randy Walker's Family

Indiana: Justin Chabot, NU Offensive Lineman (1993-96)

Wisconsin: Brian Peters, Safety (2008-11)

Illinois:





STARTING LINEUPS

OFFENSE

Opponent	WR	WR	LT	LG	C	RG	RT	WR	QB	SB	RB
W. MICHIGAN	Carr	Nagel	Hance	Mahoney	North	Doles	Olson	Scanlan	Thorson	Dickerson	Jackson
ILL. STATE	Carr	Nagel	Hance	Mahoney	North	Doles	Olson	Scanlan	Thorson	Dickerson	Jackson
DUKE	Carr	Nagel	Hance	Mahoney	North	Doles	Olson	Scanlan	Thorson	Dickerson	Jackson
NEBRASKA	Carr	Nagel	Hance	Mahoney	North	Doles	Olson	Scanlan	Thorson	Dickerson	Jackson
at Iowa	Carr	Nagel	Hance	Mahoney	North	Doles	Olson	Scanlan	Thorson	Dickerson	Jackson
at Michigan St.	Prather (SB)	Green (SB)	Hance	Butler	North	Doles	Olson	Thomas (OL)	Thorson	Dickerson	Jackson
INDIANA	Carr	Nagel	Hance	Butler	North	Doles	Olson	Vault	Thorson	Prather	Jackson
at Ohio State	Carr	Wilson	Hance	Butler	North	Doles	Olson	Scanlan	Thorson	Dickerson	Jackson
at Minnesota	Carr	Nagel	Hance	Butler	North	Doles	Olson	Scanlan	Thorson	Dickerson	Jackson
at Purdue	Carr	Nagel	Hance	Butler	North	Doles	Olson	Scanlan	Thorson	Dickerson	Jackson
ILLINOIS											

DEFENSE

Opponent	DE	DT	DT	DE	OLB	MLB	OLB	CB	S	S	CB
W. MICHIGAN	Washington	Wyatt	Lancaster	Odenigbo	Prater	Walker, Jr.	Jones	Harris	Igwebuike	K. Queiro	Hartage
ILL. STATE	Washington	Wyatt	Lancaster	Robbins	Prater	Walker, Jr.	Hall	Harris	Igwebuike	K. Queiro	Hartage
DUKE	Washington	Wyatt	Lancaster	Robbins	Prater	Walker, Jr.	Jones	Williams	Igwebuike	McGee	Hartage
NEBRASKA	Washington	Thompson	Lancaster	Robbins	Prater	Walker, Jr.	Hall	Williams	Igwebuike	McGee	Hartage
at Iowa	Washington	Thompson	Lancaster	Robbins	Prater	Walker, Jr.	Jones	Williams	Igwebuike	K. Queiro	Hartage
at Michigan St.	Odenigbo	Thompson	Lancaster	Robbins	Prater	Walker, Jr.	Hall	Williams	Igwebuike	K. Queiro	Hartage
INDIANA	Odenigbo	Thompson	Lancaster	Robbins	Prater	Walker, Jr.	Hall	Mayo	Igwebuike	K. Queiro	Hartage
at Ohio State	Odenigbo	Thompson	Lancaster	Robbins	Prater	Walker, Jr.	Hall	McShepard	Igwebuike	K. Queiro	Hartage
at Minnesota	Odenigbo	Thompson	Lancaster	Robbins	Walsh	Walker, Jr.	Hall	Williams	Igwebuike	K. Queiro	Hartage
at Purdue	Washington	Thompson	Lancaster	Robbins	Walsh	Walker, Jr.	Jones	Williams	Igwebuike	McGee	Hartage
ILLINOIS											

CAREER STARTS

	2016	Career
Eric Olson, Offensive Lineman	10	31
Matthew Harris, Cornerback	2	30
Anthony Walker, Jr., Linebacker	10	30
C.J. Robbins, Defensive Lineman	9	29
Godwin Igwebuike, Safety	10	28
Justin Jackson, Running Back	10	28
Clayton Thorson, Quarterback	10	23
Tyler Lancaster, Defensive Lineman	10	23
Blake Hance, Offensive Lineman	10	19
Ian Park, Offensive Lineman	-	17
Jaylen Prater, Linebacker	8	17
Brad North, Offensive Lineman	10	15
Austin Carr, Wide Receiver	9	13
Connor Mahoney, Offensive Lineman	5	11
Nate Hall, Linebacker	6	10
Garrett Dickerson, Superback	9	10
Montre Hartage, Defensive Back	10	10
Tommy Doles, Offensive Lineman	10	10
Kyle Queiro, Safety	7	9
Andrew Scanlan, Wide Receiver	8	9
Greg Kuhar, Defensive Lineman	-	8
Shane Mertz, Offensive Lineman	-	8
Flynn Nagel, Wide Receiver	8	8
Jordan Thompson, Defensive Lineman	7	8
Xavier Washington, Defensive Lineman	6	6
Trae Williams, Cornerback	6	6
Ifeadi Odenigbo, Defensive Lineman	5	5
J.B. Butler, Offensive Line	5	5
Joseph Jones, Linebacker	4	4
Fred Wyatt, Defensive Lineman	3	3
Jared McGee, Safety	3	3
James Prather, Superback	2	2
Marcus McShepard, Cornerback	1	2
Brett Walsh	2	2
Jared Thomas, Offensive Lineman	1	1
Cameron Green, Superback	1	1
Alonzo Mayo, Cornerback	1	1

EYE ON THE RECORD BOOKS

CAREER RUSHING

1. Damien Anderson (1998-2001)	4,485
2. Tyrell Sutton (2005-08)	3,886
3. Darnell Autry (1994-96)	3,793
4. Justin Jackson (2014-)	3,642

CAREER RUSHING TOUCHDOWNS

1. Damien Anderson (1998-2001)	38
2. Darnell Autry (1994-96)	35
3. Jason Wright (2000-03)	32
4. Tyrell Sutton (2005-08)	31
5. Kain Colter (2010-13)	28
6. Noah Herron (2001-04)	26
7. Justin Jackson (2014-)	23

CAREER SACKS	Total
1. Casey Dailey (1994-97)	28.0
2. Ifeadi Odenigbo (2012-)	21.5

CAREER FIELD GOAL LEADERS

1. Brian Gowings (1995-98)	58-85
2. Jeff Budzien (2010-13)	48-55
3. John Duvic (1983-86)	46-70
4. Ira Adler (1987-90)	39-54
Sam Valenzisi (1992-95)	39-53
Jack Mitchell (2014-)	39-55

CAREER KICK SCORING LEADERS

	Points
1. Jeff Budzien (2010-13)	280 (136 XP/48 FG)
2. Brian Gowins (1995-98)	262 (88 XP/58 FG)
3. John Duvic (1983-86)	200 (62 XP/46 FG)
Jack Mitchell (2014-)	200 (83 XP/39 FG)

CAREER TACKLE-FOR-LOSS LEADERS

1. Casey Dailey (1994-97)	53 (274 yds)
2. Dwayne Missouri (1997-2000)	45 (190 yds)
3. Matt Rice (1993-96)	42 (148 yds)
4. Corey Wootton (2006-09)	38 (162 yds)
5. Keith Cruise (1981-84)	37 (146 yds)
6. Anthony Walker, Jr. (2014-)	35.5 (115 yds)

CAREER RECEIVING TOUCHDOWNS

1. D'Wayne Bates (1995-98)	26
2. Richard Buchana (1987-90)	22
3. Jeremy Ebert (2008-11)	21
4. Sam Simmons (1998-2001)	14
Drake Dunsmore (2007-11)	14
Austin Carr (2013-)	14

CAREER PASSING TOUCHDOWNS

1. Brett Basanez (2002-05)	44
Len Williams (1990-93)	44
3. C.J. Bachér (2005-08)	43
4. Zak Kustok (1999-2001)	42
5. Dan Persa (2009-11)	34
6. Steve Schnur (1993-96)	32
7. Trevor Siemian (2011-14)	27
8. Mitch Anderson (1972-74)	26
Clayton Thorson (2015-)	26

SINGLE-SEASON PASSING TOUCHDOWNS

1. Brett Basanez (2005)	21
2. Zak Kustok (2001)	20
3. C.J. Bachér (2007)	19
Zak Kustok (2000)	19
C.J. Bachér (2008)	19
Clayton Thorson (2016)	19

SINGLE-SEASON RECEIVING TOUCHDOWNS

1. D'Wayne Bates (1996)	12
Austin Carr (2016)	12

SINGLE-SEASON RECEIVING YARDS

1. D'Wayne Bates (1998)	1,245
2. D'Wayne Bates (1996)	1,196
3. Richard Buchanan (1989)	1,115
4. Austin Carr (2016)	1,102

SINGLE-SEASON RECEPTIONS

1. Richard Buchanan (1989)	94
2. D'Wayne Bates (1998)	83
3. Shaun Herbert (2005)	79
4. D'Wayne Bates (1996)	75
Jeremy Ebert (2011)	75
Austin Carr (2016)	75

SINGLE-SEASON PASSING YARDS

1. C.J. Bachér (2007)	3,656
2. Brett Basanez (2006)	3,622
3. Mike Kafka (2009)	3,430
4. Brett Basanez (2004)	2,838
5. Sandy Schwab (1982)	2,735
6. Zak Kustok (2001)	2,692
7. Steve Schnur (1996)	2,632
8. Dan Persa (2010)	2,581
9. Clayton Thorson (2016)	2,571

MOST PASSING YARDS BY A SOPHOMORE QUARTERBACK

1. Zak Kustok (2000)	2,389
2. Clayton Thorson (2016)	2,219

THE LAST TIME...

Scored 60+ Points	NU 61, Illinois 23 (11-18-00)
Scored 50-59 Points.....	NU 54, Michigan State 40 (10-15-16)
Scored 40-49 Points	NU 45, Purdue 17 (11-12-16)
Rushed for 200-299 yards	253 at Purdue (11-12-16)
Rushed for 300-399 yards	344 vs. Eastern Illinois (9-12-15)
Rushed for 400+ yards	444 at Illinois (11-22-03)
Passed for 400+ yards.....	532 vs. Auburn (1-1-10)
Had 500-599 yards of total offense.....	546 vs. Ball State (9-26-15)
Had 600+ yards of total offense.....	605 at Purdue (11-12-16)
Won a game on final play (regulation)	vs. Michigan State, 47-yd FG (9-29-01)
Record a safety	at Michigan State (10-15-16)
Record a shutout	NU 27, Minnesota 0 (10-3-15)
Played No. 1-ranked team.....	#1 Ohio State 54, NU 10 (11-11-06)
Beat No. 1-ranked team	NU 12, #1 Miami (Fla.) (9-23-67)
Beat a Top-10 team	NU 28, #9 Nebraska 25 (11-5-11)
Beat a ranked team	#20 NU 13, #25 Wisconsin 7 (11-21-15)
Beat two ranked teams in a row	NU 47, #7 Wisconsin 44 (9-23-00)
	NU 37, #18 Michigan State 17 (9-30-00)
Ranked by AP (media).....	No. 17 (11-22-15)
Ranked by USA Today (coaches).....	No. 17 (11-22-15)
Ranked in College Football Playoff	No. 20 (11-17-15)
Ranked No. 1 by AP	1962
Sellout at home.....	47,330, vs. Nebraska (10-18-14)
Had consecutive sellouts.....	2 games
	vs. Iowa (11-13-10)
	vs. Illinois (11-20-10) *at Wrigley Field

INDIVIDUALS

Returned kickoff for a TD.....	Solomon Vault (95) at Michigan State (10-15-16)
Returned punt for a TD	Tony Jones (64) at Purdue (11-22-14)
Returned INT for a TD	Nick VanHoose (72) at Nebraska (10-24-15)
Returned fumble for TD	Anthony Walker (13) vs. Minnesota (10-3-15)
Blocked an extra point	Dean Lowry vs. Ball State (9-26-15)
Blocked a FG attempt	Nick VanHoose vs. Michigan (11-8-14)
Blocked a punt	Keith Watkins II vs. Western Illinois (9-20-14)
Rushed for 3 or more TDs	Justin Jackson (3) vs. Western Michigan (9-3-16)
Rushed for 100 yards.....	Justin Jackson (127) & John Moten IV (119) at Purdue (11-12-16)
Two players rushed for 100 yards	Justin Jackson (127) at Purdue (11-12-16)
	John Moten IV at Purdue (11-12-16)
Rushed for 200 yards	Mike Kafka (217) at Minnesota (11-1-08)
Completed 20-29 passes	Clayton Thorson (23) at Purdue (11-12-16)
Completed 30+ passes	Trevor Siemian (30) at Notre Dame (11-15-14)
Passed for 3+ TDs	Clayton Thorson (3) at Purdue (11-12-16)
Passed for 300-399 yards.....	Clayton Thorson (352) at Purdue (11-12-16)
Passed for 400-499 yards.....	Trevor Siemian (414) at Illinois (11-30-13)
Passed for 500+ yards.....	Mike Kafka (532) vs. Auburn (1-1-10)
Scored 3 TDs in a game.....	Austin Carr (3 receiving) vs. Iowa (10-1-16)
Scored 4+ TDs in a game.....	Kain Colter (4 rushing) vs. Indiana (9-29-12)
2-point conversion	Tony Jones pass from Zack Oliver vs. Illinois (11-29-14)
	Cameron Dickerson pass from Zack Oliver vs. Illinois (11-29-14)
Caught 10+ passes.....	Austin Carr (12) vs. Wisconsin (11-5-16)
100-199 yards receiving	Austin Carr (132) vs. Wisconsin (11-5-16)
200+ yards receiving	Jeremy Ebert (208) vs. Rice (11-12-11)
Two players 100 receiving yards.....	Christian Jones (182) at Illinois (11-30-13)
	Rashad Lawrence (112) at Illinois (11-30-13)
Scored 3+ TDs receiving.....	Austin Carr (3) vs. Iowa (10-1-16)
Kicked 3 FGs in one game	Jack Mitchell (3) at Nebraska (10-24-15)
Kicked 4 FGs in one game.....	Jack Mitchell (4) at Notre Dame (11-15-14)
Kicked 5 FGs in one game	Jeff Budzien (5) vs. Boston College (9-5-12)
Kicked a 50-yard FG.....	David Wasielewski (51) at Air Force (8-31-02)
Kicked a 70-79 yard punt	Brandon Williams (77) vs. Minnesota (11-19-11)
Kicked an 80-89-yard punt	Merlin Norenberg (80) vs. Minnesota (10-12-63)
Intercepted 2 passes.....	Montre Hartage (2) at Purdue (11-12-16)
Intercepted 3 passes.....	Godwin Igwebuike (3) vs. Wisconsin (10-14-14)
Recovered two fumbles	Jimmy Hall (2) at Notre Dame (11-15-14)
Recorded 100+ kickoff return yards	Solomon Vault (115) vs. Western Michigan (9-3-16)
Recorded 20+ tackles	Tim McGarigle (21, 11-10) vs. Michigan (10-29-05)

N

Wisconsin 70, NU 23 (11-27-10)
 Ohio State 58, NU 7 (9-22-07)
 Iowa 40, NU 10 (10-17-15)
 Ohio State - 208 (10-29-16)
 Nebraska - 310 (9-24-16)
 Illinois - 519 (11-20-10)
 California - 455 (8-31-13)
 Nebraska - 556 (9-24-16)
 Arizona State - 773 (9-17-05)
 Illinois State, 33 yd FG (9-10-16)


Team, Indiana (10-22-16)
 #18 Michigan 38, #13 NU 0 (10-10-15)
 Wisconsin 37, #1 NU 6 (11-10-62)
 Wisconsin 37, #1 NU 6 (11-10-62)

OPPONENTS

Jehu Chesson (96), Michigan (10-10-15)
 Ben Niemann (1), Iowa (11-1-14)
 Jourdan Lewis (37), Michigan (10-10-15)
 Austin Collinsworth (32), Notre Dame (11-15-14)
 J.J. Watt, Wisconsin (11-27-10)
 Mike McGlinchey, Notre Dame (11-15-14)
 Ricky Jones, Indiana (10-22-16)
 Akrum Wadley (4), Iowa (10-17-15)
 Corey Clement (106), Wisconsin (11-5-16)

James White (101), Wisconsin (10-12-13)
 Akrum Wadley (204), Iowa (10-17-15)
 David Blough (21), Purdue (11-12-16)
 Richard Lagow (35), Indiana (10-22-16)
 Tyler O'Connor (3), Michigan State (10-15-16)
 Richard Lago (319), Indiana (10-22-16)
 Jared Goff (445), California (8-31-13)
 -
 William Fuller (3c), Notre Dame (11-15-14)
 Akrum Wadley (4r), Iowa (10-17-15)
 Alec Ingold (rush), Wisconsin (11-5-16)

Nick Westbrook (10), Indiana (10-22-16)
 Bilal Marshall (102), Purdue (11-12-16)
 A.J. Jenkins (268), Illinois (10-1-11)
 Jeff Fuller (119), Texas A&M (12-31-11)
 Ryan Swope (105), Texas A&M (12-31-11)
 William Fuller (3), Notre Dame (11-15-14)
 Butch Hampton (3), Western Michigan (9-3-16)
 Brendan Gibbons (4), Michigan (11-16-13)
 -
 Taylor Zalewski (51), Illinois (11-30-13)
 Ryan Donahue (73), Iowa (11-13-10)
 -
 Darwin Adams (2), Auburn (1-1-10)
 T'Sharvan Bell (2), Auburn (1-1-10)
 Mike Rose (3), Purdue (9-27-97)
 Marc Jackson (2), Illinois (11-23-02)
 Amir Carlisle (122), Notre Dame (11-15-14)
 J Leman (22, 11-11), Illinois (11-18-06)



SEP. 3, 2016

RYAN FIELD

ATTENDANCE: 30,365

WESTERN MICHIGAN
NORTHWESTERN

22
21

EVANSTON, Ill. – Junior running back Justin Jackson posted 171 all-purpose yards and a career-high three rushing touchdowns but Northwestern came up just short in its season-opener at Ryan Field Saturday afternoon, falling 22-21 to Western Michigan.

With 124 rushing yards, Jackson recorded his 14th career 100-yard game. Redshirt sophomore quarterback Clayton Thorson completed 15 of 22 passes for 196 yards for the Wildcats. On the defensive end, linebacker Jaylen Prater and safety Godwin Igwebuike both had career highs, with 18 tackles and nine solo tackles, respectively.

Having won nine of their last 10 season openers, head coach Pat Fitzgerald and the Wildcats rolled the dice on an aggressive first drive, attempting two fourth-down conversions. The latter was a one-yard plunge from Jackson to give Northwestern the early lead. Jackson, who started the game in sixth on Northwestern's all-time rushing charts, Jackson moved into fourth all-time rushing for Northwestern with a 4-yard rush with four minutes left in first half.

After being held to just three first downs in the first quarter, Western Michigan gleaned seven in the second en route to

scoring a pair of field goals to go into the half trailing 7-6.

The Broncos took the opening possession of the second half right down the field, capped by a 13-yard touchdown pass from Zach Terrell to D'Wayne Eskridge that gave the visitors a 13-7 lead.

Jackson again soothed the nerves of the Ryan Field faithful, taking a sweep to the right and bursting through with a 46-yard touchdown rush to regain 14-13 lead halfway through the third.

A third field goal by Butch Hampton – this time a 30-yarder, put the Broncos back in front 16-14 with 17 seconds remaining in the third quarter. However, Jackson again found space on the outside at the start of the fourth, receiving a swing pass and going 37 yards to the WMU 2. Jackson's touchdown rush on the next play reclaimed lead for the #BIGCats, 21-16.

WMU drove down field for a one-yard touchdown run by Jamuauri Bogan to take the lead with 5:38 left in the contest, but Northwestern stopped the two-point conversion to keep the deficit at one, 22-21.

Needing a score, Northwestern charged 66 yards down the field in five plays. On first-and-goal from the 6, Thorson kept the ball for himself and ran towards the east corner of the end zone, where he was met by a Bronco defender on the goal line. The ball popped out, and Western Michigan recovered it in the end zone for a touchback. Western Michigan was able to run out the final 2:54 to preserve the win.

SCORING SUMMARY

WESTERN MICHIGAN	0	6	10	6	—	22
NORTHWESTERN	7	0	7	7	—	21

First Quarter: 9:54 NU—Jackson 1 run (Mitchell kick)

Second Quarter: 5:28 WMU—Hampton 47 FG; 00:13 WMU—Hampton 27 FG

Third Quarter: 12:31 WMU—Eskridge 13 catch (Hampton kick); 7:39 NU—Jackson 46 run (Mitchell kick); 00:17 WMU—Hampton 30 FG

Fourth Quarter: 12:13 NU—Jackson 1 run (Mitchell kick); 5:38 WMU—Bogan 1 run (2 pt failed)

GAME STATISTICS

WMU	NU
27.....	First Downs.....15
48.....	Rushing Attempts.....31
210.....	Yards Gained Rushing.....146
12.....	Yards Lost Rushing.....23
198.....	Net Yards Rushing.....123
218.....	Net Yards Passing.....196
36.....	Passes Attempted.....22
26.....	Passes Completed.....15
0.....	Had Intercepted.....0
84.....	Total Offensive Plays.....53
416.....	Total Net Yards.....319
0-0.....	Fumbles-Lost.....1-1
3-30.....	Penalties-Yards.....2-20
0-0-0.....	Interceptions-Yards-TD.....0-0-0
2-87.....	Punts-Yards.....3-153
43.5.....	Avg. Yard/Punt.....51.0
0-0-0.....	Punt Return-Yards-TD.....0-0-0
1-13-0.....	Kickoff Return-Yards-TD.....4-115-0
39:04.....	Possession Time.....20:56
7/17.....	Third-Down Conversions.....4/10
4/4.....	Fourth-Down Conversions.....2/3
3-16.....	Sacks By-Yards.....1-8

RUSHING:

WMU—Bogan 22-103-1
NU—Jackson 23-124-3

INDIVIDUAL LEADERS


PASSING:

WMU—Terrell 26-36-218-1
NU—Thorson 15-22-196-0

RECEIVING:

WMU—Davis 7-70-0
NU—Carr 5-75-0





SEP. 10, 2016

RYAN FIELD

ATTENDANCE: 30,748

ILLINOIS STATE
NORTHWESTERN

9
7

EVANSTON, Ill. — Austin Carr pulled down seven catches for 73 yards and a touchdown, and Northwestern's defense picked off a pair of Illinois State passes, but the Redbirds nailed a 33-yard field goal as time expired to defeat the Wildcats, 9-7, Saturday at Ryan Field.

Montre Hardage snared his first-career interception in the end zone as well as wrapping up a career high nine solo tackles. Jared McGee also picked off a pass deep with Illinois State deep in Northwestern territory.

The loss moves Northwestern to 0-2, while Illinois State remains perfect at 2-0.

After a first quarter of jostling for field position, Indiana State looked poised to score first, getting to the Northwestern 8 yard-line after a 69-yard drive, when Hartage grabbed an interception to keep the game scoreless.

Illinois State's George Moreira punched in a six-yard run to break the deadlock 32 seconds before the half, with the extra-point going wide left to keep it at 6-0. Northwestern's defense was keeping points off the board, allowing just the one score on three Redbird trips to the red zone in the first

half.

Punter Hunter Niswander set a personal best for the second straight game when he blasted a career long 62-yard punt in the second quarter.

Defenses dominated the third quarter, as Northwestern held ISU to just 62 yards in the quarter on four first downs, while NU put together a 76-yard drive, but their fourth-down attempt from the 22 came up empty.

The Wildcats burst out of the stagnant third quarter on the first drive of the fourth. After receiving a punt to open the quarter, Northwestern picked up two quick first downs to move to the ISU 28.

Quarterback Matt Alviti entered for two plays, rushing for three himself, and handing off to Auston Anderson for four yards and a crucial fourth down conversion. On fourth-and-five from the 10-yard line, Thorson found Carr in the corner for the #BIGCats' first score of the day, and Jack Mitchell's extra point split the uprights, giving Northwestern a 7-6 lead with 9:10 to play.

ISU reclaimed possession on their own 13-yard line with 3:11 remaining. Over 10 plays, they drove 68 yards to the Northwestern 16-yard line, taking a timeout with three seconds remaining to set up a 33-yard game winning-field goal attempt. After missing both a 49-yard field goal and an extra point in the first half, Sean Slattery hit the top of the left upright as time expired, giving Illinois State a 9-7 victory.

SCORING SUMMARY

ILLINOIS STATE	0	6	0	3	—	9
NORTHWESTERN	0	0	0	7	—	7
First Quarter: n/a						
Second Quarter: 00:32 ISU—Moreira 6 run (Slattery missed PAT)						
Third Quarter: n/a						
Fourth Quarter: 9:10 NU—Carr 10 catch (Mitchell PAT); 00:00 ISU—Slattery 33 FG						

GAME STATISTICS

ISU	NU
25..... First Downs.....	16
30..... Rushing Attempts.....	31
106..... Yards Gained Rushing.....	105
21..... Yards Lost Rushing.....	19
85..... Net Yards Rushing.....	86
287..... Net Yards Passing.....	191
41..... Passes Attempted.....	41
30..... Passes Completed.....	17
2..... Had Intercepted.....	0
71..... Total Offensive Plays.....	72
372..... Total Net Yards.....	277
1-0..... Fumbles-Lost.....	1-0
9-89..... Penalties-Yards.....	6-70
0-0-0..... Interceptions-Yards-TD.....	2-25-0
6-291..... Punts-Yards.....	7-317
48.5..... Avg. Yard/Punt.....	45.3
1-6-0..... Punt Return-Yards-TD.....	1--2-0
1-17-0..... Kickoff Return-Yards-TD.....	1-30-0
34:18..... Possession Time.....	25:42
3/13..... Third-Down Conversions.....	5/18
1/1..... Fourth-Down Conversions.....	3/4
3-13..... Sacks By-Yards.....	3-14

INDIVIDUAL LEADERS

RUSHING:
ISU—Moreira 12-56-1
NU—Jackson 12-32-0

PASSING:
ISU—Kolbe 30-41-2-287-0
NU—Thorson 17-41-0-191-1

RECEIVING:
ISU—Warrum 9-116-0
NU—Carr 7-73-1





SEP. 17, 2016

RYAN FIELD

ATTENDANCE: 34,464

DUKE
NORTHWESTERN

13
24

EVANSTON, Ill. — Clayton Thorson threw for a career high 320 yards and connected on a trio of long touchdown tosses to Garrett Dickerson, Solomon Vault and Austin Carr as Northwestern defeated the Duke Blue Devils, 24-13, Saturday night at Ryan Field.

Justin Jackson gained 94 yards on the ground and Carr's six receptions netted a career high 135-yards. Anthony Walker, Jr. had five tackles, including two for loss, moving him into 10th in program history with 32, while Jared McGee led the game with nine total tackles, more than double his previous career high.

Jackson started the game by tearing out 36 yards rushing on the first drive. Thorson sealed the drive with a 26-yard pass to Dickerson for the receiver's first-career touchdown. Jackson's 69 yards in the first quarter tied the most he has registered in a quarter in his career.


Both offenses were looking to the air for early yardage, with 298 of the 422 yards gained in the first half from passes. With the Blue Devils driving late in the first quarter, Godwin Igwebuike stepped into a pass at the Northwestern 22, his first interception preserving the Wildcats' advantage.

Duke looked poised to christen the second half with a score on their opening drive, having reached the Northwestern 17-yard line. Duke quarterback Daniel Jones then rolled right, where Walker met him at the line of scrimmage, popping the ball out with his right fist for his both his fifth-career forced fumble and recovery.

With 5:52 left in the third, Duke looked to punt from the NU 47-yard line when their punter could not handle the snap, gifting Northwestern the ball on the 44. For the second-straight season, Solomon Vault gave Northwestern a lead over Duke early in the second half, snaring a 44-yard pass from Thorson to take a 14-7 lead. (Vault returned the second half kickoff to paydirt in the 2015 meeting between these teams.)

Mitchell added a 40-yard field goal seconds from the end of the third quarter, moving Northwestern's advantage to 17-7. It was Mitchell's 33rd career field goal, the seventh most in program history.

The game opened up in the fourth quarter, with 215 total yards gained in the period. Duke had a chance to pull back within one score with 10 minutes left, but their 34-yard field goal attempt missed wide right. Carr sealed the victory with a career-long 56-yard touchdown reception with five minutes to play. Duke was able to pull back a late touchdown, but missed the extra point and was able to do no



SCORING SUMMARY


DUKE	0	7	0	6	—	13
NORTHWESTERN	7	0	10	7	—	24
First Quarter: 11:30 NU—Dickerson 26 catch (Mitchell kick)						
Second Quarter: 3:03 DU—Duncan 4 run (Reed kick)						
Third Quarter: 5:44 NU—Vault 44 catch (Mitchell kick); 00:12 NU—Mitchell 40 FG						
Fourth Quarter: 4:56 NU—Carr 58 catch (Mitchell kick); 00:51 DU—Wilson 1 run (Reed missed XP)						

GAME STATISTICS

DUKE	NU
23..... First Downs	22
34..... Rushing Attempts.....	44
146..... Yards Gained Rushing.....	132
29..... Yards Lost Rushing	46
117..... Net Yards Rushing.....	86
279..... Net Yards Passing.....	320
49..... Passes Attempted.....	39
27..... Passes Completed	18
1..... Had Intercepted	2
83..... Total Offensive Plays.....	83
396..... Total Net Yards	406
2-1..... Fumbles-Lost	0-0
7-62..... Penalties-Yards	5-37
2-0-0..... Interceptions-Yards-TD	1-3-0
8-368..... Punts-Yards.....	8-343
46.0..... Avg. Yard/Punt	42.9
2-20-0..... Punt Return-Yards-TD	5-44-0
1-25-0..... Kickoff Return-Yards-TD	2-26-0
27:07..... Possession Time.....	32:53
5/17..... Third-Down Conversions.....	8/19
1/3..... Fourth-Down Conversions.....	0/0
5-28..... Sacks By-Yards.....	2-13

INDIVIDUAL LEADERS

RUSHING:	PASSING:	RECEIVING:
DU—Duncan 11-53-1	DU—Jones 27-48-1-279-0	DU—Rahming 8-70-0
NU—Jackson 28-94-0	NU—Thorson 18-39-2-320-3	NU—Carr 6-135-1



SEP. 24, 2016

RYAN FIELD

ATTENDANCE: 40,284

#20 NEBRASKA
NORTHWESTERN

24
13

EVANSTON, Ill. — Aiming for its second-straight victory under the lights at Ryan Field Saturday night, Northwestern was unable to stymie No. 20 Nebraska in a 24-13 loss to the Huskers to kick off Big Ten play.

Austin Carr set a career-high for receptions for the second-straight week and Clayton Thorson threw for 249 yards on 24 completions. Justin Jackson rushed for 84-yards on 20 rushes, while Godwin Igwebuike led the game with 15 total tackles.

Northwestern moves to 1-3 (0-1 BIG), while Nebraska is now 4-0 (1-0 BIG).

Both offenses shifted up a gear in the second quarter, gaining a combined 307 yards. Northwestern gave their response to Nebraska's score four minutes later when Clayton Thorson ripped off a 42-yard touchdown run for a 7-3 lead. It was Thorson's first scoring run since October 24, 2015, at Nebraska.

Despite giving up yardage, the Wildcats defense was bending but not breaking. With the Cornhuskers again looking ready to score, Igwebuike forced a fumble at the goal

line, which Joseph Jones recovered for Northwestern's second touchback off of a fumble in the game.

Northwestern received the ball with just 101 seconds left in the half after Nebraska scored to reclaim a 10-7 lead. Starting from their own 22, the Wildcats drove 57 yards to the Nebraska 23, with 19 seconds remaining. Jack Mitchell lined up for the 40-yarder, but the Wildcats opted for a fake field-goal, which garnered just two yards and sent the game into the half at 10-7.

The offensive floodgates burst in the second half, with the first three drives all going for touchdowns. After Nebraska's opening score, Northwestern went 52-yards in just five plays, with Carr hauling in a 24-yard touchdown to cut NU's deficit to 17-13. It was Carr's third straight game with a touchdown reception, the first Wildcat to do so since Jeremy Ebert in 2011. But the game would again shift back Nebraska's direction, as Mitchell missed a PAT and the Cornhuskers found the end zone once more, taking a 24-13 lead to the end of the quarter.

Needing stops in the fourth quarter, the Wildcats defense pinned the Cornhuskers behind the NU 41 for the final 15 minutes. While Northwestern was able to gain 70-yards in the quarter, including a thrust to the Nebraska 27, but couldn't put more points on the board, falling 24-13.

SCORING SUMMARY

#20 NEBRASKA	0	10	14	0	—	24
NORTHWESTERN	0	7	6	0	—	13

First Quarter: n/a

Second Quarter: 13:40 NEB—Brown 23 FG; 9:09 NU—Thorson 42 run (Mitchell kick); 1:41 NEB—Newby 4 run (Brown kick)

Third Quarter: 9:00 NEB—Carter 4 catch (Brown kick); 7:29 NU—Carr 24 catch (Mitchell missed XP); 3:06 NEB—Westerkamp 10 run (Brown kick)

Fourth Quarter: n/a

GAME STATISTICS

NEB	NU
26..... First Downs	23
47..... Rushing Attempts.....	32
329..... Yards Gained Rushing.....	159
19..... Yards Lost Rushing.....	22
310..... Net Yards Rushing.....	137
246..... Net Yards Passing.....	251
29..... Passes Attempted.....	38
18..... Passes Completed	25
0..... Had Intercepted	2
76..... Total Offensive Plays.....	70
556..... Total Net Yards	388
2-2..... Fumbles-Lost.....	0-0
4-60..... Penalties-Yards.....	4-36
2-0-0..... Interceptions-Yards-TD	0-0-0
5-193..... Punts-Yards.....	6-243
38.6..... Avg. Yard/Punt.....	40.5
0-0-0..... Punt Return-Yards-TD	1-5-0
1-21-0..... Kickoff Return-Yards-TD.....	3-84-0
35:23..... Possession Time.....	24:37
7/14..... Third-Down Conversions.....	5/14
1/1..... Fourth-Down Conversions.....	0/2
4-17..... Sacks By-Yards.....	0-0

INDIVIDUAL LEADERS

RUSHING:

NEB—Armstrong Jr. 13-132-0
NU—Jackson 20-79-0

PASSING:

NEB—Armstrong Jr. 18-29-0-246-1
NU—Thorson 24-37-2-249-1

RECEIVING:

NEB—Moore 3-72-0
NU—Carr 8-109-1





OCT. 1, 2016
IOWA CITY, IOWA
ATTENDANCE: 67,047

NORTHWESTERN
IOWA

38
31

IOWA CITY, Iowa — Northwestern's offense exploded for 38 points Saturday at Iowa led by a trio of Austin Carr touchdown catches and 171 Justin Jackson rushing yards en route to a 38-31 Big Ten road victory over the Hawkeyes.

Northwestern jumped out to an early lead in the game and eventually led 17-7 early in the second quarter before Iowa came roaring back for a 21-17 lead at the half. After the Hawkeyes made it a seven-point lead over the Wildcats early in the third, NU reeled off 21-straight points to put the game out of reach.

Junior Xavier Washington and senior Joseph Jones set the tone for the Wildcats on the Hawkeyes' opening drive, forcing a three-and-out. That set the stage for a career-best 47-yard punt return to the five-yard-line by sophomore Flynn Nagel, setting up the opening score of the game. It took the 'Cats just two plays to find the back of the end zone as sophomore Clayton Thorson scored from four yards out with 12:20 on the clock to put NU in front, 7-0.

A pooch punt by Iowa quarterback C.J. Beathard flipped the field later in the quarter and pinned Northwestern on its own one-yard line. A three-and-out and a 32-yard punt return from Iowa's Desmond King gave the Hawkeyes their own five-yard field to work with. Akrum Wadley scored one play later to tie the game, 7-7.

Senior Jack Mitchell gave the Wildcats a 10-7 lead with 50 seconds left in the first quarter when he nailed a 25-yard field goal and Thorson to senior Austin Carr.

the Wildcats extended the lead to 17-7 on a nine-play, 54-yard drive that was capped on an 11-yard strike from Thorson to senior Austin Carr.

The Hawkeyes scored a pair of touchdowns to end the first half — the first on a six-yard run by Wadley and the second on a 15-yard pass and catch from Beathard to Riley McCarron — and added a field goal at the start of the second half to score 17 straight points and claim a 24-17 lead.

The Wildcats responded following the Hawkeyes' 25-yard field goal to start the second half, marching 75 yards on 11 plays in 5:14 to even the game at 24 apiece. Justin Jackson got the drive rolling with a 13-yard scamper and Thorson converted a fourth-and-one with a three-yard rush on the 'Cats' side of the 50 to keep the drive going. A 15-yard completion to redshirt freshman John Moten IV put the Wildcats in striking distance and Thorson found Carr in the back corner of the end zone for a 16-yard strike to cap the drive.

After senior Ifeadi Odenigbo's second of FOUR sacks in the game, the Wildcats needed just five plays to reclaim the lead. Facing a second and four from his own 42-yard line, Jackson found a seam in the Hawkeyes' defense and scampered 58 yards for a touchdown and a 31-24 NU lead.

The Wildcats then went ahead two scores when Thorson again connected with Carr, who this time bounced off a Hawkeyes defender and raced 25 yards into the end zone to complete his hat trick and put NU on top, 38-24, with 12:06 to play in the game.

Iowa answered quickly to get back within a score, then got the ball back following a #BIGCats three-and-out. With the clock ticking down under three minutes to go and the Hawkeyes approaching midfield, Odenigbo got to Beathard again for his fourth sack, this time forcing a fumble that Iowa recovered. The play put the Hawkeyes so far behind the chains, they had to punt the ball away with just 2:35 remaining in the contest.

NU gave the ball back mere seconds later on a three-and-out, but Trae Williams made his first career interception on Iowa's last-ditch drive to secure the win for NU.

SCORING SUMMARY

NORTHWESTERN	10	7	14	7	—	38
IOWA	7	14	3	7	—	31

First Quarter: 12:20 NU—Thorson 4 run (Mitchell kick); 5:07 IOWA—Wadley 5 run (Duncan kick); 00:50 NU—Mitchell 25 FG

Second Quarter: 10:33 NU—Carr 11 catch (Mitchell kick); 5:02 IOWA—Wadley 6 run (Duncan kick); 2:51 IOWA—McCarron 15 catch (Duncan kick)

Third Quarter: 11:29 IOWA—Duncan 24 FG; 6:15 NU—Carr 16 catch (Mitchell kick); 2:07 NU—Jackson 58 run (Mitchell kick)

Fourth Quarter: 12:06 NU—Carr 25 catch (Mitchell kick); 8:10 IOWA—Daniels 1 run (Duncan kick)

GAME STATISTICS

NU	IOWA
20.....	First Downs.....15
42.....	Rushing Attempts.....41
209.....	Yards Gained Rushing.....128
11.....	Yards Lost Rushing.....49
198.....	Net Yards Rushing.....79
164.....	Net Yards Passing.....204
30.....	Passes Attempted.....27
18.....	Passes Completed.....19
0.....	Had Intercepted.....1
72.....	Total Offensive Plays.....68
362.....	Total Net Yards.....283
1-1.....	Fumbles-Lost.....2-0
1-5.....	Penalties-Yards.....6-70
1-0-0.....	Interceptions-Yards-TD.....0-0-0
7-307.....	Punts-Yards.....8-321
43.9.....	Avg. Yard/Punt.....40.1
1-47-0.....	Punt Return-Yards-TD.....5-115-0
0-0-0.....	Kickoff Return-Yards-TD.....4-139-0
28:21.....	Possession Time.....31:39
6/16.....	Third-Down Conversions.....6/16
2/2.....	Fourth-Down Conversions.....0/0
6-42.....	Sacks By-Yards.....1-8

INDIVIDUAL LEADERS

RUSHING:


NU—Jackson 26-171-1
 IOWA—Daniels 17-72-1


PASSING:

NU—Thorson 18-30-0-164-3
 IOWA—Beathard 19-27-1-204-1

RECEIVING:

NU—Carr 6-73-3
 IOWA—McCarron 8-78-1





HOMECOMING PROGRAM

\$10

MICHIGAN STATE
Spartans versus Wildcats
NORTHWESTERN

October 15, 2016 • SPARTAN STADIUM • Kickoff 1:30 P.M.
McLaren
GREATER LANSING JACKSON

OCT. 15, 2016

EAST LANSING, MICH.

ATTENDANCE: 75,625

NORTHWESTERN
IOWA54
40

EAST LANSING, Mich. — Less than seven minutes into Saturday's game at Michigan State, Northwestern found itself down 14 points, but the Wildcats responded with a monstrous 33-3 run over the next two quarters to take command in a wildly entertaining 54-40 victory in East Lansing.

Justin Jackson the Ballcarrier led the Northwestern onslaught with a career-high 188 yards on 34 carries, including touchdown runs of 26 and 29 yards. Clayton Thorson connected on 27 of his 35 throws for 281 yards and three scores.

Austin Carr, who entered the game leading the Big Ten in catches, receiving yards and receiving TDs, will stay atop the conference in those categories after hauling in 11 catches for 130 yards and two more scores.

After MSU converted a field goal to start the second quarter, the Wildcats scored 26 straight points between the second and third quarters to turn a 17-7 deficit into a 33-17 lead with 6:49 to play in the third.

Thorson found Carr for a touchdown for the fifth-straight game with to cap a 12-play, 75-yard drive with 10:04 to play in the second quarter and redshirt freshman Joe Gaziano's first career sack on the Spartans' next drive resulted in a safety to cut the deficit to one, Northwestern put an exclamation point on the game with five minutes left in the fourth quarter.

17-16. Senior Jack Mitchell nailed a 33-yard field goal with 6:42 left in the half to give the Wildcats a 19-17 lead at the break.

Chicago's Big Ten Team made quick work of extending the lead to start the second half, scoring on just its fourth play of the half when Thorson found a streaking Flynn Nagel down the visiting sideline for a 57-yard score to extend the lead to 26-17 with 13:28 to play in the third quarter.

After a defensive stop, Thorson and the offense continued to click as the sophomore went 5-for-6 for 60 yards and capped a 10-play, 86-yard drive with a nine-yard touchdown run to extend the lead to 33-17.

The run ended there when Michigan State connected on TD passes of 59 and 86 yards on its next two drives to pull back within two points of NU, 33-31, with 2:08 left in the third quarter.

On the very next football play, Solomon Vault made a huge football play. On an awkward kickoff that bounced in front of him, Vault corralled the ball and picked his way through Michigan State tacklers before cutting upfield and accelerating to the house for a 95-yard return, immediately restoring Northwestern's nine-point lead, 40-31.

NU did not look back from there. Jackson added a 26-yard touchdown scamper with 8:25 left in the game to make the score 47-31. Though MSU immediately answered with another touchdown drive of its own, Northwestern put an exclamation point on the game with five minutes left in the fourth quarter.

On fourth down and six to go from the MSU 29 yard line, the #BIGCats sent the offense back out on the field, and Thorson found Carr wide open on a corner route toward the front pylon of the end zone for another NU touchdown and a 54-37 lead.

SCORING SUMMARY

NORTHWESTERN	7	12	21	14	—	54
IOWA	14	3	14	9	—	40

First Quarter: 9:53 MSU—Price 15 catch (Geiger kick); 8:31 MSU—Layne 43 INT (Geiger kick); 3:23 NU—Jackson 29 run (Mitchell kick)

Second Quarter: 14:15 MSU—Geiger 41 FG; 10:04 NU—Carr 9 catch (Mitchell kick); 9:23 NU—Gaziano safety; 6:42 NU—Mitchell 33 FG

Third Quarter: 13:28 NU—Nagel 57 catch (Mitchell kick); 6:49 NU—Thorson 9 run (Mitchell kick); 5:54 MSU—Shelton 59 catch (Geiger kick); 2:08 MSU—Shelton 86 catch (Geiger kick); 1:53 NU—Vault 95 kick return (Mitchell kick)

Fourth Quarter: 8:25 NU—Jackson 26 run (Mitchell kick); 7:10 MSU—Corley 9 catch (Failed 2pt); 5:02 NU—Carr 29 catch (Mitchell kick); 00:56 MSU—Geiger 35 FG

GAME STATISTICS

NU	MSU
26.....	First Downs.....18
51.....	Rushing Attempts.....23
230.....	Yards Gained Rushing.....86
21.....	Yards Lost Rushing.....35
209.....	Net Yards Rushing.....51
281.....	Net Yards Passing.....424
35.....	Passes Attempted.....42
27.....	Passes Completed.....27
1.....	Had Intercepted.....1
86.....	Total Offensive Plays.....65
490.....	Total Net Yards.....475
0-0.....	Fumbles-Lost.....1-1
4-25.....	Penalties-Yards.....5-34
1-0-1.....	Interceptions-Yards-TD.....1-43-1
6-214.....	Punts-Yards.....5-231
35.7.....	Avg. Yard/Punt.....46.2
3-12-0.....	Punt Return-Yards-TD.....3-31-0
3-132-1.....	Kickoff Return-Yards-TD.....4-70-0
35:34.....	Possession Time.....24:26
10/19.....	Third-Down Conversions.....5/16
1/1.....	Fourth-Down Conversions.....0/1
4-34.....	Sacks By-Yards.....1-8

RUSHING:

NU—Jackson 34-188-2
MSU—Lewerke 7-30-0

INDIVIDUAL LEADERS

PASSING:

NU—Thorson 27-35-1-281-3
MSU—O'Connor 12-21-1-281-3

RECEIVING:

NU—Carr 11-130-2
MSU—Shelton 7-190-2





OCT. 22, 2016

RYAN FIELD

ATTENDANCE: 35,417

INDIANA
NORTHWESTERN

14
24

EAST LANSING, Mich. — Less than seven minutes into Saturday's game at Michigan State, Northwestern found itself down 14 points, but the Wildcats responded with a monstrous 33-3 run over the next two quarters to take command in a wildly entertaining 54-40 victory in East Lansing.

Justin Jackson the Ballcarrier led the Northwestern onslaught with a career-high 188 yards on 34 carries, including touchdown runs of 26 and 29 yards. Clayton Thorson connected on 27 of his 35 throws for 281 yards and three scores.

Austin Carr, who entered the game leading the Big Ten in catches, receiving yards and receiving TDs, will stay atop the conference in those categories after hauling in 11 catches for 130 yards and two more scores.

After MSU converted a field goal to start the second quarter, the Wildcats scored 26 straight points between the second and third quarters to turn a 17-7 deficit into a 33-17 lead with 6:49 to play in the third.

Thorson found Carr for a touchdown for the fifth-straight game with to cap a 12-play, 75-yard drive with 10:04 to play in the second quarter and redshirt freshman Joe Gaziano's first career sack on the Spartans' next drive resulted in a safety to cut the deficit to one, Northwestern put an exclamation point on the game with five minutes left in the fourth quarter.

17-16. Senior Jack Mitchell nailed a 33-yard field goal with 6:42 left in the half to give the Wildcats a 19-17 lead at the break.

Chicago's Big Ten Team made quick work of extending the lead to start the second half, scoring on just its fourth play of the half when Thorson found a streaking Flynn Nagel down the visiting sideline for a 57-yard score to extend the lead to 26-17 with 13:28 to play in the third quarter.

After a defensive stop, Thorson and the offense continued to click as the sophomore went 5-for-6 for 60 yards and capped a 10-play, 86-yard drive with a nine-yard touchdown run to extend the lead to 33-17.

The run ended there when Michigan State connected on TD passes of 59 and 86 yards on its next two drives to pull back within two points of NU, 33-31, with 2:08 left in the third quarter.

On the very next football play, Solomon Vault made a huge football play. On an awkward kickoff that bounced in front of him, Vault corralled the ball and picked his way through Michigan State tacklers before cutting upfield and accelerating to the house for a 95-yard return, immediately restoring Northwestern's nine-point lead, 40-31.

NU did not look back from there. Jackson added a 26-yard touchdown scamper with 8:25 left in the game to make the score 47-31. Though MSU immediately answered with another touchdown drive of its own, Northwestern put an exclamation point on the game with five minutes left in the fourth quarter.

On fourth down and six to go from the MSU 29 yard line, the #BIGCats sent the offense back out on the field, and Thorson found Carr wide open on a corner route toward the front pylon of the end zone for another NU touchdown and a 54-37 lead.

SCORING SUMMARY

INDIANA	3	0	9	2	—	14
NORTHWESTERN	14	10	0	0	—	24
First Quarter: 11:37 NU—Vault 17 catch (Mitchell kick); 8:39 NU—Carr 34 catch (Mitchell kick); 3:40 IU—Oakes 21 FG						
Second Quarter: 14:51 NU—Wilson 32 catch (Mitchell kick); 00:00 NU—Mitchell 19 FG						
Third Quarter: 11:19 IU—Oakes 30 FG; 2:49 IU—Westbrook 3 run (Failed two point)						
Fourth Quarter: 00:23 IU—Team Safety						

GAME STATISTICS

IU	NU
23	26
27	44
107	160
23	37
84	123
319	285
59	44
35	24
2	0
86	88
403	408
0-0	0-0
5-55	6-43
0-0-0	2-0-0
5-227	9-323
45.4	35.9
3-3-0	3-13-0
3-56-0	4-91-0
28:52	31:08
5/19	5/17
3/6	1/3
3-21	2-15

INDIVIDUAL LEADERS

RUSHING:
IU—Redding 16-42-0
NU—Jackson 28-94-0

PASSING:
IU—Lagow 35-59-2-319-0
NU—Thorson 24-43-0-285-3

RECEIVING:
IU—Westbrook 10-126-0
NU—Carr 7-125-1





OCT. 29, 2016
COLUMBUS, OHIO
ATTENDANCE: 107,296

NORTHWESTERN
#6 OHIO STATE

20
24

COLUMBUS, Ohio – Northwestern gave No. 6 Ohio State a scare on Halloween Weekend in Ohio Stadium, driving deep into Buckeyes territory with a chance to tie the game late on Saturday before the Buckeyes escaped with a 24-20 win over the Wildcats.

Clayton Thorson threw for 256 yards on 22 completions, and Austin Carr -- the Big Ten's leading receiver -- had another monster day hauling in eight receptions for 158 yards. OSU quickly went up 10-0 in the contest and held a 17-10 lead at the half, but Northwestern fought back to knot the score, 17-17, heading into the final quarter.

Though the Buckeyes regained the lead, 24-17, early in the fourth, the Wildcats came storming right back down the field and had first and goal to go inside the OSU five-yard line with under five minutes to play. NU was forced to settle for a field goal, and OSU ran out the clock from there.

While Ohio State was able to jump out to a 10-0 lead in the first nine minutes, Northwestern's defense largely cracked down on the Buckeyes. After those two drives, the Wildcats tightened the clamps, allowing just two scores the rest of the game.

With time winding down in the first quarter, Carr made a tiptoe catch on the sideline for an 11-yard gain, and Garrett Dickerson's reception converted a fourth-and-two from the four to bring Northwestern within striking distance. Clayton Thorson made it 10-7 when punched it in to open the second quarter, the second consecutive game the Wildcats have scored on the first play of the second quarter.

Ohio State responded with their third score to pull ahead 17-7, but the Wildcats were able to continue their offensive outburst. Thorson broke out a 33-yard run to break into the red zone, setting up a Jack Mitchell 23-yard field goal to pull the #BIGCats back within a score at 17-10 to head into the half.

The #BIGCat offense continued to roll in the second half, again changing the scoreboard halfway through the quarter. Thorson found Carr for a 35-yard reception to bring the Wildcats to the 5-yard-line, giving Carr over 100 yards on the game for the third straight contest and the fifth overall this season. Three plays later, Thorson connected with Dickerson to tie the game, 17-17.

The Wildcat defense continued to stymie the Buckeyes, holding them to just 85 yards in the third quarter. Ohio State took a 24-17 lead, however, with just under 10 minutes to play. Northwestern clawed back, going 60 yards on 16 plays to get deep into the red zone, where Mitchell drilled a 33-yard field goal with 3:31 to play.

Northwestern needed a stop to upset No. 6 Ohio State, and twice it forced the Buckeyes into 3rd and 7 or longer, but on the second of those third-down plays, Ohio State's J.T. Barrett was able to scramble for a first down, and the Buckeyes ran out the clock from there.

SCORING SUMMARY

NORTHWESTERN	0	10	7	3	—	20
#6 OHIO STATE	10	7	0	7	—	24
First Quarter: 10:34 OSU—Weber 1 run (Durbin kick); 6:36 OSU—Durbin 35 FG						
Second Quarter: 14:51 NU—Thorson 1 run (Mitchell kick); 6:17 OSU—Weber 23 run (Durbin kick); 1:43 NU—Mitchell 23 FG						
Third Quarter: 3:49 NU—Dickerson 2 catch (Mitchell kick)						
Fourth Quarter: 9:43 OSU—Curtis 3 run (Durbin kick); 3:31 NU—Mitchell 33 FG						

GAME STATISTICS

NU	OSU
21.....	First Downs.....23
29.....	Rushing Attempts.....41
165.....	Yards Gained Rushing.....226
17.....	Yards Lost Rushing.....18
148.....	Net Yards Rushing.....208
258.....	Net Yards Passing.....223
44.....	Passes Attempted.....32
23.....	Passes Completed.....21
1.....	Had Intercepted.....0
73.....	Total Offensive Plays.....73
406.....	Total Net Yards.....431
0-0.....	Fumbles-Lost.....0-0
2-20.....	Penalties-Yards.....2-10
0-0-0.....	Interceptions-Yards-TD.....1-0-0
4-157.....	Punts-Yards.....5-183
39.2.....	Avg. Yard/Punt.....36.6
0-0-0.....	Punt Return-Yards-TD.....1-7-0
1-12-0.....	Kickoff Return-Yards-TD.....1-20-0
27-20.....	Possession Time.....32:40
8/16.....	Third-Down Conversions.....10/17
2/2.....	Fourth-Down Conversions.....0/0
1-6.....	Sacks By-Yards.....1/8

INDIVIDUAL LEADERS

RUSHING:	PASSING:	RECEIVING:
NU—Jackson 17-76-0	NU—Thorson 22-42-1-256-1	NU—Carr 8-158-0
OSU—Weber 14-87-2	OSU—Barrett 21-32-0-223-0	OSU—Samuel 7-68-0





Nov. 5, 2016
RYAN FIELD
ATTENDANCE: 42,016

#8 WISCONSIN
 NORTHWESTERN

21
 7

EVANSTON, ILL. -- Northwestern's Austin Carr caught his 10th touchdown of the season late in the first half Saturday against No. 8 Wisconsin at Ryan Field -- part of yet another career day for the senior receiver -- but the Badgers stymied the Wildcats' offense in the second half to pull away for 21-7 victory.

Northwestern tallied the most passing yards by a Wisconsin opponent this season with 277, led by four Wildcats with at least 30 yards receiving. Carr was the star, snaring a career-best 12 throws from sophomore Clayton Thorson for 132 yards, giving him 1,010 receiving yards on the year.

Defensively, juniors Brett Walsh and Tyler Lancaster each had career highs of eight tackles, while classmate Godwin Igwebuike had a game-high 10.

Two of the best scoring defenses in the Big Ten showed their mettle in the first quarter, allowing just nine first downs in the quarter. Despite Wisconsin possessing the ball for 10 minutes in the first, the Wildcats held the Badgers scoreless with just 98 yards of offense.

Both offenses began to find gaps in the second quarter, and Wisconsin was the first on the scoreboard after hitting a 40-yard

field goal four minutes into the period. The Badgers added a rushing touchdown on their next drive to mount a 10-0 lead midway through the second.

The Wildcats clawed back with their final drive of the half. Starting on their own 22 with 1:41 left on the clock, Justin Jackson ripped off a 28-yard carry to get to midfield. On an ensuing fourth-and-one, Garret Dickerson broke a tackle for a 28-yard gain, reaching the 13-yard line. Thorson then split the seam to find Carr to head into the half 10-7. The touchdown was Carr's 10th of the season, the third-highest mark in program history.

Fresh off the halftime break, the stalwart defenses returned to dominate the third quarter. Both offenses combined for just six first downs, 138 total yards, and a solitary drive of more than seven plays. Walsh and Igwebuike led the #BIGCats with three tackles in the period, holding the Badgers to a lone field goal.

With Northwestern trailing 13-7, Carr again had a strong finish to a quarter. Carr caught a short pass over the middle before scampering down the sideline to the Wisconsin 30. The 32-yard reception clinched the receiver's fourth consecutive -- and seventh total -- 100-yard receiving game this season. An eight-yard completion to Andrew Scanlan had the Wildcats driving as the third came to a close. But in the fourth, Thorson was hit as he began to throw and the ensuing loose ball was ruled a fumble. The Badgers recovered to end the scoring threat.

Wisconsin was able to find the end zone off of the short field and converted a two-point conversion to take a 21-7 lead with eight minutes to play. While Northwestern held Wisconsin to just 33 yards in the quarter, the offense couldn't capitalize on their five first downs in the period, as they fell by that 21-7 score.

SCORING SUMMARY

#8 WISCONSIN	0	10	3	8	—	21
NORTHWESTERN	0	7	0	0	—	7

First Quarter: n/a

Second Quarter: 11:11 WIS—Endicott 40 FG; 7:33 WIS—Peavy 46 run (Endicott kick); 00:39 NU—Carr 13 catch (Mitchell kick)

Third Quarter: 8:06 WIS—Endicott 28 FG

Fourth Quarter: 8:57 WIS—Clement 2 run (Ingold rush)

GAME STATISTICS

WIS	NU
20.....	First Downs.....14
57.....	Rushing Attempts.....19
238.....	Yards Gained Rushing.....55
48.....	Yards Lost Rushing.....16
190.....	Net Yards Rushing.....39
143.....	Net Yards Passing.....277
22.....	Passes Attempted.....52
13.....	Passes Completed.....28
0.....	Had Intercepted.....0
79.....	Total Offensive Plays.....71
333.....	Total Net Yards.....316
0-0.....	Fumbles-Lost.....1-1
1-10.....	Penalties-Yards.....5-28
0-0-0.....	Interceptions-Yards-TD.....0-0-0
7-261.....	Punts-Yards.....8-318
37.3.....	Avg. Yard/Punt.....39.8
2-25-0.....	Punt Return-Yards-TD.....1-1-0
1-13-0.....	Kickoff Return-Yards-TD.....1-17-0
40:25.....	Possession Time.....19:35
7/19.....	Third-Down Conversions.....5/18
0/1.....	Fourth-Down Conversions.....1/4
2-15.....	Sacks By-Yards.....0-0

INDIVIDUAL LEADERS

RUSHING:

WIS—Clement 32-106-1
 NU—Jackson 13-42-0

PASSING:

WIS—Hornibrook 11-19-0-92-0
 NU—Thorson 28-52-0-277-1

RECEIVING:

WIS—Peavy 4-73-0
 NU—Carr 12-132-1





NORTHWESTERN
PURDUE

42
17

WEST LAFAYETTE, Ind. -- Northwestern's offense exploded for 605 yards while the defense picked off four Purdue passes to lead the Wildcats to a massive 45-17 Big Ten road win Saturday over the Boilermakers.

Clayton Thorson threw for a career-high 352 yards with a rushing touchdown and three passing TDs, including a pair of scores to all-world receiver Austin Carr. Justin Jackson scampered for 127 yards on the ground and John Moten IV tallied a career-best 119 rushing yards to give the Wildcats two 100-yard runners in the game. Montre Hartage had his first multiple-interception game with a pair of picks to lead the Northwestern Sky Team.

Purdue jumped out to an early lead, going ahead 10-0 after its opening two drives. Hartage flipped the momentum on Purdue's third drive however, intercepting a pass on the Purdue 26. Four plays later, Thorson found Carr on a short crossing route to pull within 10-7 with three minutes left in the quarter.

The touchdown flipped the momentum of the game. After allowing eight first downs in the first quarter, the Wildcat defense didn't allow one in the first 11 minutes of the second, and conceded just two in the period. Anthony Walker recorded nine tackles in the half en route to a team-best 12 in the game.

With eight minutes remaining in the half, Thorson fired from the midfield-logo to hit Austin Carr for a 33-yard touchdown. The touchdown was Carr's 12th of the season, tying him for the most in single-season program history. The #BIGCats got the ball back deep in their own half with a minute remaining in the quarter and gained 75 yards to reach the 12, but were unable to find the end zone.

No worries, though: Northwestern pulled away with a big third quarter, scoring touchdowns every time they touched the ball. Jackson capped off a seven play, 71-yard drive with a 14-yard TD run. Jackson broke 1,000 yards on the season with the run, making him the first Wildcat in program history to do so in three-consecutive seasons. A

After Walker came up with an interception near midfield, Thorson had his second long touchdown of the day, finding Garrett Dickerson with a 42-yard score. Northwestern racked up 267 yards in the quarter, before Jackson scored his second touchdown of the game on the first play of the fourth to extend the Wildcats' lead to 35-17.

The sky team, Northwestern's vaunted secondary, showed their mettle, recording three of their four interceptions in the second half. Hartage recorded his second, and Trent Goens picked off his first collegiate interception. Thorson added a late TD scamper and Jack Mitchell tacked on a field goal as Northwestern cruised to a 45-17 victory.

SCORING SUMMARY

NORTHWESTERN	7	7	21	10	—	45
PURDUE	10	0	7	0	—	17

First Quarter: 10:53 PUR—Delling 26 FG; 6:10 PUR—Blough 1 run (Dellinger kick); 1:56 NU—Carr 2 catch (Mitchell kick)

Second Quarter: 8:06 NU—Carr 33 catch (Mitchell kick)

Third Quarter: 12:34 NU—Jackson 14 run (Mitchell kick); 11:13 NU—Dickerson 42 catch (Mitchell kick); 10:22 PUR—Bilal 49 catch (Dellinger kick); 8:00 NU—Thorson 2 run (Mitchell kick)

Fourth Quarter: 14:57 NU—Jackson 9 run (Mitchell kick); 9:16 NU—Mitchell 23 FG

GAME STATISTICS

NU	PUR
28.....	First Downs.....22
46.....	Rushing Attempts.....32
265.....	Yards Gained Rushing.....143
12.....	Yards Lost Rushing.....13
253.....	Net Yards Rushing.....130
352.....	Net Yards Passing.....263
23.....	Passes Attempted.....51
37.....	Passes Completed.....29
2.....	Had Intercepted.....4
83.....	Total Offensive Plays.....83
605.....	Total Net Yards.....394
1-0.....	Fumbles-Lost.....0-0
0-0.....	Penalties-Yards.....2-15
4-44-0.....	Interceptions-Yards-TD.....2-50-0
2-59.....	Punts-Yards.....4-146
29.5.....	Avg. Yard/Punt.....36.5
1--2-0.....	Punt Return-Yards-TD.....0-0-0
4-62-0.....	Kickoff Return-Yards-TD.....4-110-0
30:46.....	Possession Time.....29:14
10/16.....	Third-Down Conversions.....6/16
0/2.....	Fourth-Down Conversions.....2/4
3-11.....	Sacks By-Yards.....0-0

INDIVIDUAL LEADERS

RUSHING:
NU—Jackson 22-127-2
PUR—Jones 11-47-0

PASSING:
NU—Thorson 22-36-2-352-3
PUR—Blough 21-36-3-184-1

RECEIVING:
NU—Carr 5-92-2
PUR—Marshall 7-102-1



The Automated ScoreBook
Northwestern Game Results (as of Nov 12, 2016)
All games

Date	Opponent	Score	Overall Record	Conference Record	Time	Attend
----	-----	-----	-----	-----	----	-----
Sep 03, 2016	WESTERN MICHIGAN	21-22 L	0- 1- 0	0- 0- 0	3:13	30635
Sep 10, 2016	ILLINOIS STATE	7-9 L	0- 2- 0	0- 0- 0	3:16	30748
Sep 17, 2016	DUKE	W 24-13	1- 2- 0	0- 0- 0	3:17	34464
* Sep 24, 2016	#20 NEBRASKA	13-24 L	1- 3- 0	0- 1- 0	3:09	40284
* Oct 01, 2016	at Iowa	W 38-31	2- 3- 0	1- 1- 0	3:25	67047
Oct 15, 2016	at Michigan State	W 54-40	3- 3- 0	1- 1- 0	3:38	75625
* Oct 22, 2016	INDIANA	W 24-14	4- 3- 0	2- 1- 0	3:34	35417
* Oct 29, 2016	at #6 Ohio State	20-24 L	4- 4- 0	2- 2- 0	3:23	107296
* Nov 05, 2016	#8 WISCONSIN	7-21 L	4- 5- 0	2- 3- 0	3:18	42016
* Nov 12, 2016	at Purdue	W 45-17	5- 5- 0	3- 3- 0	3:03	30548
* Nov 19, 2016	at Minnesota	TBD				
* Nov 26, 2016	ILLINOIS	TBD				

* indicates conference game

		-----FIRST DOWNS-----				----RUSHING----	-----PASSING-----			--TOTAL OFFENSE--	Return	Turn-
Opponent	Score	Total	Rush	Pass	Pen	Number-Yards	Comp-Att-Int	Yards	Plays-Yards	Yards	Overs	
-----	-----	--/--	--/--	--/--	--/--	-----/-----	-----/-----	--/--	----- / -----	--/--	--/--	
WESTERN MICHIGAN....	21-22	15/27	7/15	8/12	0/0	31-123 / 48-198	15-22- 0 / 26-36- 0	196/218	53-319 / 84-416	115/13	1/0	
ILLINOIS STATE.....	7-9	16/25	4/8	10/15	2/2	31-86 / 30-85	17-41- 0 / 30-41- 2	191/287	72-277 / 71-372	53/23	0/2	
DUKE.....	24-13	22/23	7/7	11/15	4/1	44-86 / 34-117	18-39- 2 / 27-49- 1	320/279	83-406 / 83-396	84/45	2/2	
NEBRASKA.....	13-24	23/26	9/12	12/12	2/2	32-137 / 47-310	25-38- 2 / 18-29- 0	251/246	70-388 / 76-556	89/21	2/2	
Iowa.....	38-31	20/15	8/6	9/9	3/0	42-198 / 41-79	18-30- 0 / 19-27- 1	164/204	72-362 / 68-283	47/254	1/1	
Michigan State.....	54-40	26/18	13/3	12/15	1/0	51-209 / 23-51	27-35- 1 / 27-42- 1	281/424	86-490 / 65-475	144/144	1/2	
INDIANA.....	24-14	26/23	8/6	16/14	2/3	44-123 / 27-84	24-44- 0 / 35-59- 2	285/317	88-408 / 86-401	104/59	0/2	
Ohio State.....	20-24	21/23	6/13	15/10	0/0	29-148 / 41-208	23-44- 1 / 21-32- 0	258/223	73-406 / 73-431	12/27	1/0	
WISCONSIN.....	7-21	14/20	2/11	12/8	0/1	19-39 / 57-190	28-52- 0 / 13-22- 0	277/143	71-316 / 79-333	18/60	1/0	
Purdue.....	45-17	28/22	14/9	14/13	0/0	46-253 / 32-130	23-37- 2 / 29-51- 4	352/264	83-605 / 83-394	104/160	2/4	
Totals.....	253-215	211/222	78/90	119/123	14/9	369-1402/380-1452	218-382- 8/245-388-11	2575/2605	751-3977/ 768-4057	770/806	11/15	

Note: Game totals are displayed in the format TEAM/OPPONENT for each category

The Automated ScoreBook
Northwestern Overall Team Statistics (as of Nov 12, 2016)
All games

Team Statistics	NU	OPP
SCORING	253	215
Points Per Game	25.3	21.5
Points Off Turnovers	24	46
FIRST DOWNS	211	222
Rushing	78	90
Passing	119	123
Penalty	14	9
RUSHING YARDAGE	1402	1452
Yards gained rushing	1626	1719
Yards lost rushing	224	267
Rushing Attempts	369	380
Average Per Rush	3.8	3.8
Average Per Game	140.2	145.2
TDs Rushing	13	16
PASSING YARDAGE	2575	2605
Comp-Att-Int	218-382-8	245-388-11
Average Per Pass	6.7	6.7
Average Per Catch	11.8	10.6
Average Per Game	257.5	260.5
TDs Passing	19	8
TOTAL OFFENSE	3977	4057
Total Plays	751	768
Average Per Play	5.3	5.3
Average Per Game	397.7	405.7
KICK RETURNS: #-Yards	23-569	21-484
PUNT RETURNS: #-Yards	16-118	17-207
INT RETURNS: #-Yards	11-72	8-93
KICK RETURN AVERAGE	24.7	23.0
PUNT RETURN AVERAGE	7.4	12.2
INT RETURN AVERAGE	6.5	11.6
FUMBLES-LOST	5-3	8-4
PENALTIES-Yards	35-284	44-433
Average Per Game	28.4	43.3
PUNTS-Yards	60-2434	55-2308
Average Per Punt	40.6	42.0
Net punt average	35.5	38.4
KICKOFFS-Yards	50-3163	47-2836
Average Per Kick	63.3	60.3
Net kick average	39.6	37.1
TIME OF POSSESSION/Game	27:41	32:19
3RD-DOWN Conversions	66/163	61/164
3rd-Down Pct	40%	37%
4TH-DOWN Conversions	12/23	12/21
4th-Down Pct	52%	57%
SACKS BY-Yards	22-143	23-134
MISC YARDS	0	0
TOUCHDOWNS SCORED	33	25
FIELD GOALS-ATTEMPTS	7-10	14-20
ON-SIDE KICKS	0-0	0-2
RED-ZONE SCORES	(22-30) 73%	(30-39) 77%
RED-ZONE TOUCHDOWNS	(16-30) 53%	(19-39) 49%
PAT-ATTEMPTS	(32-33) 97%	(19-21) 90%
ATTENDANCE	213564	280516
Games/Avg Per Game	6/35594	4/70129
Neutral Site Games		0/0

Score by Quarters	1st	2nd	3rd	4th	OT	Total
Northwestern	52	60	86	55	0	253
Opponents	44	63	60	48	0	215

The Automated ScoreBook
Northwestern Overall Individual Statistics (as of Nov 12, 2016)
All games

Rushing	gp	att	gain	loss	net	avg	td	lg	avg/g
Jackson, Justin	10	223	1090	53	1037	4.7	8	58	103.7
Moten IV, John	10	39	213	12	201	5.2	0	27	20.1
Thorson, Clayton	10	69	253	124	129	1.9	5	42	12.9
Vault, Solomon	10	11	27	1	26	2.4	0	5	2.6
Anderson, Auston	3	5	19	2	17	3.4	0	9	5.7
Long, Warren	1	1	9	0	9	9.0	0	9	9.0
Alviti, Matt	4	4	12	9	3	0.8	0	7	0.8
Acker, Corey	5	1	2	0	2	2.0	0	2	0.4
Hruby, Tom	1	3	1	3	-2	-0.7	0	1	-2.0
Roberts, Jelani	7	2	0	3	-3	-1.5	0	0	-0.4
TEAM	8	11	0	17	-17	-1.5	0	0	-2.1
Total	10	369	1626	224	1402	3.8	13	58	140.2
Opponents	10	380	1719	267	1452	3.8	16	49	145.2

Passing	gp	effic	comp-att-int	pct	yds	td	lg	avg/g
Thorson, Clayton	10	126.97	216-377-8	57.3	2571	19	58	257.1
Alviti, Matt	4	116.80	1-1-0	100.0	2	0	2	0.5
TEAM	8	0.00	0-1-0	0.0	0	0	0	0.0
Micucci, Matt	7	0.00	0-1-0	0.0	0	0	0	0.0
Scanlan, Andrew	10	0.00	0-1-0	0.0	0	0	0	0.0
Mitchell, Jack	10	116.80	1-1-0	100.0	2	0	2	0.2
Total	10	125.92	218-382-8	57.1	2575	19	58	257.5
Opponents	10	120.68	245-388-11	63.1	2605	8	86	260.5

Receiving	gp	no.	yds	avg	td	lg	avg/g
Carr, Austin	10	75	1102	14.7	12	58	110.2
Nagel, Flynn	10	28	319	11.4	1	57	31.9
Jackson, Justin	10	24	154	6.4	0	37	15.4
Dickerson, Garrett	9	23	226	9.8	3	42	25.1
Scanlan, Andrew	10	20	237	11.9	0	31	23.7
Wilson, Macan	10	18	245	13.6	1	35	24.5
Vault, Solomon	10	14	148	10.6	2	44	14.8
Skowronek, Ben	10	7	60	8.6	0	14	6.0
Green, Cameron	10	4	31	7.8	0	13	3.1
Moten IV, John	10	3	44	14.7	0	20	4.4
Fessler, Charlie	9	1	7	7.0	0	7	0.8
Micucci, Matt	7	1	2	2.0	0	2	0.3
Total	10	218	2575	11.8	19	58	257.5
Opponents	10	245	2605	10.6	8	86	260.5

Punt Returns	no.	yds	avg	td	lg
Nagel, Flynn	16	118	7.4	0	47
Total	16	118	7.4	0	47
Opponents	17	207	12.2	0	38

Interceptions	no.	yds	avg	td	lg
Hartage, Montre	4	4	1.0	0	2
McGee, Jared	2	25	12.5	0	25
Goens, Trent	1	23	23.0	0	23
Queiro, Kyle	1	0	0.0	0	0
Williams, Trae	1	0	0.0	0	0
Walker, Jr. Anthony	1	17	17.0	0	17
Igwebuike, Godwin	1	3	3.0	0	3
Total	11	72	6.5	0	25
Opponents	8	93	11.6	1	50

Kick Returns	no.	yds	avg	td	lg
Vault, Solomon	17	458	26.9	1	95
Nagel, Flynn	5	98	19.6	0	27
Dickerson, Garrett	1	13	13.0	0	13
Total	23	569	24.7	1	95
Opponents	21	484	23.0	0	54

Fumble Returns	no.	yds	avg	td	lg
Walker, Jr. Anthony	1	11	11.0	0	11
Total	1	11	11.0	0	11
Opponents	1	22	22.0	0	22

The Automated ScoreBook
Northwestern Overall Individual Statistics (as of Nov 12, 2016)
All games

Scoring	td	fg	PAT				dxd	saf	pts
			kick	rush	rcv	pass			
Carr, Austin	12	-	-	-	-	-	-	-	72
Mitchell, Jack	-	7-10	32-33	-	-	-	-	-	53
Jackson, Justin	8	-	-	-	-	-	-	-	48
Thorson, Clayton	5	-	-	-	-	-	-	-	30
Dickerson, Garrett	3	-	-	-	-	-	-	-	18
Vault, Solomon	3	-	-	-	-	-	-	-	18
Wilson, Macan	1	-	-	-	-	-	-	-	6
Nagel, Flynn	1	-	-	-	-	-	-	-	6
Gaziano, Joe	-	-	-	-	-	-	-	1	2
Total	33	7-10	32-33	-	-	-	-	1	253
Opponents	25	14-20	19-21	1-1	-	0-3	-	1	215

Total Offense	g	plays	rush	pass	total	avg/g
Thorson, Clayton	10	446	129	2571	2700	270.0
Jackson, Justin	10	223	1037	0	1037	103.7
Moten IV, John	10	39	201	0	201	20.1
Vault, Solomon	10	11	26	0	26	2.6
Anderson, Auston	3	5	17	0	17	5.7
Long, Warren	1	1	9	0	9	9.0
Alviti, Matt	4	5	3	2	5	1.2
Mitchell, Jack	10	1	0	2	2	0.2
Acker, Corey	5	1	2	0	2	0.4
Hruby, Tom	1	3	-2	0	-2	-2.0
Roberts, Jelani	7	2	-3	0	-3	-0.4
TEAM	8	12	-17	0	-17	-2.1
Total	10	751	1402	2575	3977	397.7
Opponents	10	768	1452	2605	4057	405.7

Field Goals	fg	pct.	01-19	20-29	30-39	40-49	50-99	lg	blk
Mitchell, Jack	7-10	70.0	1-1	3-4	2-4	1-1	0-0	40	0

FG Sequence	Northwestern	Opponents
Western Michigan	-	50,(47),(27),(30)
Illinois State	33	49,(33)
Duke	34,(40)	34
Nebraska	27	(23)
Iowa	(25)	(24)
Michigan State	(33)	(41),(35)
Indiana	(19)	(21),(30),53
Ohio State	(23),(33)	(35)
Wisconsin	-	35,(40),(28),51
Purdue	(23)	(26)
Minnesota	-	-
Illinois	-	-

Punting	no.	yds	avg	lg	tb	fc	i20	50+	blk
Niswander, Hunter	58	2428	41.9	62	5	17	17	8	1
TEAM	2	6	3.0	6	0	0	0	0	1
Total	60	2434	40.6	62	5	17	17	8	2
Opponents	55	2308	42.0	61	4	19	23	8	0

Kickoffs	no.	yds	avg	tb	ob	retn	net	ydln
Mitchell, Jack	50	3163	63.3	28	1			
Total	50	3163	63.3	28	1	23.0	39.6	25
Opponents	47	2836	60.3	21	3	24.7	37.1	27

Numbers in (parentheses) indicate field goal was made.

The Automated ScoreBook
Northwestern Overall Individual Statistics (as of Nov 12, 2016)
All games

All Purpose	g	rush	rcv	pr	kr	ir	total	avg/g
Jackson, Justin	10	1037	154	0	0	0	1191	119.1
Carr, Austin	10	0	1102	0	0	0	1102	110.2
Vault, Solomon	10	26	148	0	458	0	632	63.2
Nagel, Flynn	10	0	319	118	98	0	535	53.5
Wilson, Macan	10	0	245	0	0	0	245	24.5
Moten IV, John	10	201	44	0	0	0	245	24.5
Dickerson, Garr	9	0	226	0	13	0	239	26.6
Scanlan, Andre	10	0	237	0	0	0	237	23.7
Thorson, Clayto	10	129	0	0	0	0	129	12.9
Skowronek, Ben	10	0	60	0	0	0	60	6.0
Green, Cameron	10	0	31	0	0	0	31	3.1
McGee, Jared	10	0	0	0	0	25	25	2.5
Goens, Trent	6	0	0	0	0	23	23	3.8
Walker, Jr. Anth	10	0	0	0	0	17	17	1.7
Anderson, Austo	3	17	0	0	0	0	17	5.7
Long, Warren	1	9	0	0	0	0	9	9.0
Fessler, Charlie	9	0	7	0	0	0	7	0.8
Hartage, Montre	10	0	0	0	0	4	4	0.4
Igwebuike, God	10	0	0	0	0	3	3	0.3
Alviti, Matt	4	3	0	0	0	0	3	0.8
Acker, Corey	5	2	0	0	0	0	2	0.4
Micucci, Matt	7	0	2	0	0	0	2	0.3
Hruby, Tom	1	-2	0	0	0	0	-2	-2.0
Roberts, Jelani	7	-3	0	0	0	0	-3	-0.4
TEAM	8	-17	0	0	0	0	-17	-2.1
Total	10	1402	2575	118	569	72	4736	473.6
Opponents	10	1452	2605	207	484	93	4841	484.1

The Automated ScoreBook

Northwestern - Long Plays

20-YARD PLUS PLAYS

Yds	Type	Player(s)	Opponent
95*	KR	Vault, Solomon	Michigan State
58*	Pass	Carr, Austin from Thorson, Clayton	Duke
58*	Rush	Jackson, Justin	Iowa
57*	Pass	Nagel, Flynn from Thorson, Clayton	Michigan State
47	PR	Nagel, Flynn	Iowa
46*	Rush	Jackson, Justin	Western Michigan
44*	Pass	Vault, Solomon from Thorson, Clayton	Duke
42*	Rush	Thorson, Clayton	Nebraska
42*	Pass	Dickerson, Garrett from Thorson, Clayton	Purdue
37	Pass	Jackson, Justin from Thorson, Clayton	Western Michigan
37	Pass	Carr, Austin from Thorson, Clayton	Purdue
37	KR	Vault, Solomon	Western Michigan
36	Pass	Carr, Austin from Thorson, Clayton	Indiana
35	KR	Vault, Solomon	Western Michigan
35	Rush	Thorson, Clayton	Ohio State
35	KR	Vault, Solomon	Nebraska
35	Pass	Wilson, Macan from Thorson, Clayton	Duke
35	Rush	Jackson, Justin	Iowa
35	Pass	Carr, Austin from Thorson, Clayton	Ohio State
34	Pass	Wilson, Macan from Thorson, Clayton	Illinois State
34*	Pass	Carr, Austin from Thorson, Clayton	Indiana
33	Pass	Nagel, Flynn from Thorson, Clayton	Duke
33*	Pass	Carr, Austin from Thorson, Clayton	Purdue
32	Pass	Carr, Austin from Thorson, Clayton	Wisconsin
32*	Pass	Wilson, Macan from Thorson, Clayton	Indiana
31	Pass	Scanlan, Andrew from Thorson, Clayton	Purdue
30	Pass	Carr, Austin from Thorson, Clayton	Ohio State
30	KR	Vault, Solomon	Illinois State
29*	Pass	Carr, Austin from Thorson, Clayton	Michigan State
29	Pass	Carr, Austin from Thorson, Clayton	Western Michigan
29	KR	Vault, Solomon	Indiana
29	Pass	Wilson, Macan from Thorson, Clayton	Purdue
29	Pass	Carr, Austin from Thorson, Clayton	Duke
29*	Rush	Jackson, Justin	Michigan State
28	Pass	Dickerson, Garrett from Thorson, Clayton	Wisconsin
28	Rush	Jackson, Justin	Wisconsin
27	Pass	Carr, Austin from Thorson, Clayton	Ohio State
27	Rush	Moten IV, John	Purdue
27	Rush	Jackson, Justin	Indiana
27	KR	Nagel, Flynn	Nebraska
26	Rush	Moten IV, John	Purdue
26*	Pass	Dickerson, Garrett from Thorson, Clayton	Duke
26*	Rush	Jackson, Justin	Michigan State
25	INT	McGee, Jared	Illinois State
25*	Pass	Carr, Austin from Thorson, Clayton	Iowa
24	KR	Vault, Solomon	Indiana
24*	Pass	Carr, Austin from Thorson, Clayton	Nebraska
24	KR	Nagel, Flynn	Michigan State
24	Rush	Jackson, Justin	Ohio State
23	Pass	Carr, Austin from Thorson, Clayton	Nebraska
23	INT	Goens, Trent	Purdue
23	KR	Vault, Solomon	Western Michigan
22	Rush	Jackson, Justin	Michigan State
22	Pass	Carr, Austin from Thorson, Clayton	Wisconsin
22	KR	Vault, Solomon	Nebraska
22	Rush	Jackson, Justin	Ohio State
21	Rush	Jackson, Justin	Duke
20	KR	Vault, Solomon	Western Michigan
20	Pass	Carr, Austin from Thorson, Clayton	Duke
20	Pass	Scanlan, Andrew from Thorson, Clayton	Michigan State
20	Pass	Moten IV, John from Thorson, Clayton	Purdue
20	Pass	Scanlan, Andrew from Thorson, Clayton	Purdue

* touchdown scored on play

LONG PLAYS BY THE NUMBERS

Long Plays By Yards	No.	TD
100+	0	0
90-99	1	1
80-89	0	0
70-79	0	0
60-69	0	0
50-59	3	3
40-49	5	4
30-39	19	3
20-29	34	6

Long Plays By Type	No.	TD
Rushing	15	5
Passing	32	11
Punt returns	1	0
Kick returns	12	1
Interceptions	2	0
Fumble returns	0	0
Other	0	0
TOTAL	62	17

20-YARD PLUS BY PLAYER

Player	No.	TD	R	P	KR	PR	IR	FR
Carr, Austin	17	6	0	17	0	0	0	0
Jackson, Justin	12	4	11	1	0	0	0	0
Vault, Solomon	11	2	0	1	10	0	0	0
Nagel, Flynn	5	1	0	2	2	1	0	0
Wilson, Macan	4	1	0	4	0	0	0	0
Dickerson, Garrett	3	2	0	3	0	0	0	0
Moten IV, John	3	0	2	1	0	0	0	0
Scanlan, Andrew	3	0	0	3	0	0	0	0
Thorson, Clayton	2	1	2	0	0	0	0	0
McGee, Jared	1	0	0	0	0	0	1	0
Goens, Trent	1	0	0	0	0	0	1	0
TOTAL	62	17	15	32	12	1	2	0

LONGEST PLAYS OF THE YEAR

Rushing

58 Jackson, Justin vs Iowa (10/1/2016)

Rushing Touchdown

58 Jackson, Justin vs Iowa (10/1/2016)

Passing

58 Carr, Austin from Thorson, Clayton vs Duke (9/17/2016)

Passing Touchdown

58 Carr, Austin from Thorson, Clayton vs Duke (9/17/2016)

Punt Return

47 Nagel, Flynn vs Iowa (10/1/2016)

Kick Return

95 Vault, Solomon vs Michigan State (10/15/2016)

Interception Return

25 McGee, Jared vs Illinois State (9/10/2016)

Fumble Return

11 Walker, Jr. Anthony vs Duke (9/17/2016)

Punt

62 Niswander, Hunter vs Illinois State (9/10/2016)

62 Niswander, Hunter vs Michigan State (10/15/2016)

Field Goal

40 Mitchell, Jack vs Duke (9/17/2016)

The Automated ScoreBook
Northwestern Overall Defensive Statistics (as of Nov 12, 2016)
All games

##	Defensive Leaders	gp	Tackles				Sacks no-yds	Pass defense			Fumbles		blkd	
			ua	a	tot	tfl/yds		int-yds	brup	qbh	rcv-yds	ff	kick	saf
16	Igwebuike, Godwin	10	67	20	87	5.5-7	.	1-3	6	.	.	1	.	.
1	Walker, Jr. Anthony	10	47	33	80	6.0-25	2.0-13	1-17	2	6	1-11	1	.	.
51	Prater, Jaylen	8	31	30	61	2.0-3	.	.	1	1
32	Hall, Nate	10	31	19	50	5.5-16	.	.	1	2
24	Hartage, Montre	10	39	7	46	.	.	4-4	8
42	Jones, Joseph	10	20	18	38	3.5-14	2.0-13	.	1	.	1-0	.	.	.
2A	Queiro, Kyle	8	22	16	38	1.0-2	.	1-0	4
56	Washington, Xavier	9	17	15	32	5.0-23	3.0-21	.	.	3
41	McGee, Jared	10	22	9	31	1.5-2	.	2-25	2
29	Williams, Trae	8	25	4	29	1.0-1	.	1-0	4
67	Lancaster, Tyler	10	13	12	25	3.5-6
10	Walsh, Brett	10	16	8	24	1.5-8	1.0-8
90	Robbins, C.J.	10	14	7	21	4.5-16	2.0-9	.	1	.	.	1	.	.
7	Odenigbo, Ifeadi	10	14	6	20	10.0-64	8.0-61	.	.	5	.	2	.	.
97	Gaziano, Joe	10	14	6	20	6.0-38	4.0-18	.	2	3	1-0	.	.	1
17	McShepard, Marcus	10	15	3	18	.	.	.	3
99	Thompson, Jordan	9	7	9	16	1.0-1	.	.	1
92	Wyatt, Fred	10	9	6	15	1.5-1	.	.	1
28	Mayo, Alonzo	5	5	5	10	0.5-1	.	.	1
45	Fox, Nathan	10	5	4	9	0.5-0	.	.	.	1
95	Miller, Alex	10	4	4	8	.	.	.	1	1
11	Harris, Matthew	2	5	2	7
93	Kuhar, Greg	5	3	4	7
22	Westphal, Parrker	9	2	3	5
54	Goens, Trent	6	3	2	5	1.0-4	.	1-23
49	Roberts, Josh	4	3	1	4
23	Reese, Steven	7	.	2	2
27	Campbell, Roderick	9	1	1	2	.	.	.	1
53	Queiro, Cameron	2	2	.	2
52	Fitzpatrick, Chris	10	1	1	2
25	Acker, Corey	5	1	.	1
84	Green, Cameron	10	1	.	1
96	Niswander, Hunter	10	1	.	1
5	Fessler, Charlie	9	1	.	1
6	Roberts, Jelani	7	1	.	1
48	Odell, Tommy	1	.	1	1
47	Bergin, Joe	1	1	.	1
TM	TEAM	8	1-0	.	.	.
Total		10	463	258	721	61-232	22-143	11-72	40	22	4-11	5	.	1
Opponents		10	424	244	668	64-216	23-134	8-93	50	44	3-22	4	2	1

The Automated ScoreBook
Northwestern Individual Season/Career Statistics (as of Nov 12, 2016)
All games

SEASON

CAREER

Rushing	gp	att	gain	loss	net	avg	td	lg	avg/g		gp	att	gain	loss	net	avg	td	lg	avg/g
Jackson, Justin	10	223	1090	53	1037	4.7	8	58	103.7		35	780	3774	132	3642	4.7	23	68	104.1
Moten IV, John	10	39	213	12	201	5.2	0	27	20.1		10	39	213	12	201	5.2	0	27	20.1
Thorson, Clayton	10	69	253	124	129	1.9	5	42	12.9		23	169	812	286	526	3.1	10	68	22.9
Vault, Solomon	10	11	27	1	26	2.4	0	5	2.6		31	87	293	27	266	3.1	2	16	8.6
Anderson, Auston	3	5	19	2	17	3.4	0	9	5.7		9	18	81	8	73	4.1	0	22	8.1
Long, Warren	1	1	9	0	9	9.0	0	9	9.0		32	105	533	16	517	4.9	5	55	16.2
Alviti, Matt	4	4	12	9	3	0.8	0	7	0.8		10	16	30	28	2	0.1	1	7	0.2
Acker, Corey	5	1	2	0	2	2.0	0	2	0.4		25	9	84	0	84	9.3	0	31	3.4
Hruby, Tom	1	3	1	3	-2	-0.7	0	1	-2.0		13	12	27	3	24	2.0	0	9	1.8
Roberts, Jelani	7	2	0	3	-3	-1.5	0	0	-0.4		19	12	49	16	33	2.8	0	11	1.7
TEAM	8	11	0	17	-17	-1.5	0	0	-2.1										
Total	10	369	1626	224	1402	3.8	13	58	140.2										
Opponents	10	380	1719	267	1452	3.8	16	49	145.2										

Passing	gp	effic	comp-att-int	pct	yds	td	lg	avg/g		gp	effic	comp-att-int	pct	yds	td	lg	avg/g
Thorson, Clayton	10	126.97	216-377-8	57.3	2571	19	58	257.1		23	113.34	366-672-17	54.5	4093	26	66	178.0
Alviti, Matt	4	116.80	1-1-0	100.0	2	0	2	0.5		10	64.70	4-8-0	50.0	14	0	12	1.4
TEAM	8	0.00	0-1-0	0.0	0	0	0	0.0									
Micucci, Matt	7	0.00	0-1-0	0.0	0	0	0	0.0		14	0.00	0-1-0	0.0	0	0	0	0.0
Scanlan, Andrew	10	0.00	0-1-0	0.0	0	0	0	0.0		39	0.00	0-3-0	0.0	0	0	0	0.0
Mitchell, Jack	10	116.80	1-1-0	100.0	2	0	2	0.2		35	116.80	1-1-0	100.0	2	0	2	0.1
Total	10	125.92	218-382-8	57.1	2575	19	58	257.5									
Opponents	10	120.68	245-388-11	63.1	2605	8	86	260.5									

Receiving	gp	no.	yds	avg	td	lg	avg/g		gp	no.	yds	avg	td	lg	avg/g
Carr, Austin	10	75	1102	14.7	12	58	110.2		34	98	1504	15.3	14	58	44.2
Nagel, Flynn	10	28	319	11.4	1	57	31.9		15	32	366	11.4	1	57	24.4
Jackson, Justin	10	24	154	6.4	0	37	15.4		35	67	517	7.7	1	37	14.8
Dickerson, Garrett	9	23	226	9.8	3	42	25.1		33	39	394	10.1	3	42	11.9
Scanlan, Andrew	10	20	237	11.9	0	31	23.7		39	21	242	11.5	0	31	6.2
Wilson, Macan	10	18	245	13.6	1	35	24.5		23	18	245	13.6	1	35	10.7
Vault, Solomon	10	14	148	10.6	2	44	14.8		31	31	274	8.8	2	44	8.8
Skowronek, Ben	10	7	60	8.6	0	14	6.0		10	7	60	8.6	0	14	6.0
Green, Cameron	10	4	31	7.8	0	13	3.1		10	4	31	7.8	0	13	3.1
Moten IV, John	10	3	44	14.7	0	20	4.4		10	3	44	14.7	0	20	4.4
Fessler, Charlie	9	1	7	7.0	0	7	0.8		9	1	7	7.0	0	7	0.8
Micucci, Matt	7	1	2	2.0	0	2	0.3		14	1	2	2.0	0	2	0.1
Total	10	218	2575	11.8	19	58	257.5								
Opponents	10	245	2605	10.6	8	86	260.5								

Total Offense	g	plays	rush	pass	total	avg/g		g	plays	rush	pass	total	avg/g
Thorson, Clayton	10	446	129	2571	2700	270.0		23	841	526	4093	4619	200.8
Jackson, Justin	10	223	1037	0	1037	103.7		35	780	3642	0	3642	104.1
Moten IV, John	10	39	201	0	201	20.1		10	39	201	0	201	20.1
Vault, Solomon	10	11	26	0	26	2.6		31	87	266	0	266	8.6
Anderson, Auston	3	5	17	0	17	5.7		9	18	73	0	73	8.1
Long, Warren	1	1	9	0	9	9.0		32	105	517	0	517	16.2
Alviti, Matt	4	5	3	2	5	1.2		10	24	2	14	16	1.6
Acker, Corey	5	1	2	0	2	0.4		25	9	84	0	84	3.4
Mitchell, Jack	10	1	0	2	2	0.2		35	1	0	2	2	0.1
Hruby, Tom	1	3	-2	0	-2	-2.0		13	12	24	0	24	1.8
Roberts, Jelani	7	2	-3	0	-3	-0.4		19	12	33	0	33	1.7
TEAM	8	12	-17	0	-17	-2.1							
Total	10	751	1402	2575	3977	397.7							
Opponents	10	768	1452	2605	4057	405.7							

The Automated ScoreBook
Northwestern Individual Season/Career Statistics (as of Nov 12, 2016)
All games

SEASON										CAREER									
Scoring	td	fg	PAT				dxd	saf	pts	td	fg	PAT				dxd	saf	pts	pts
			kick	rush	rcv	pass						kick	rush	rcv	pass				
Carr, Austin	12	-	-	-	-	-	-	-	72	14	-	-	-	-	-	-	-	-	84
Mitchell, Jack	-	7-10	32-33	-	-	-	-	-	53	-	39-55	83-89	-	-	-	-	-	-	200
Jackson, Justin	8	-	-	-	-	-	-	-	48	24	-	-	-	-	-	-	-	-	144
Thorson, Clayton	5	-	-	-	-	-	-	-	30	10	-	-	-	-	-	-	-	-	60
Dickerson, Garrett	3	-	-	-	-	-	-	-	18	3	-	-	-	-	-	-	-	-	18
Vault, Solomon	3	-	-	-	-	-	-	-	18	8	-	-	-	-	-	-	-	-	48
Wilson, Macan	1	-	-	-	-	-	-	-	6	1	-	-	-	-	-	-	-	-	6
Nagel, Flynn	1	-	-	-	-	-	-	-	6	1	-	-	-	-	-	-	-	-	6
Gaziano, Joe	-	-	-	-	-	-	-	1	2	-	-	-	-	-	-	-	1	2	2
Total	33	7-10	32-33	-	-	-	-	1	253										
Opponents	25	14-20	19-21	1-1	-	0-3	-	1	215										

Punt Returns	no.	yds	avg	td	lg	no.	yds	avg	td	lg
Nagel, Flynn	16	118	7.4	0	47	18	116	6.4	0	47
Total	16	118	7.4	0	47					
Opponents	17	207	12.2	0	38					

Kick Returns	no.	yds	avg	td	lg	no.	yds	avg	td	lg
Vault, Solomon	17	458	26.9	1	95	53	1403	26.5	4	98
Nagel, Flynn	5	98	19.6	0	27	5	98	19.6	0	27
Dickerson, Garrett	1	13	13.0	0	13	2	21	10.5	0	13
Total	23	569	24.7	1	95					
Opponents	21	484	23.0	0	54					

Interceptions	no.	yds	avg	td	lg	no.	yds	avg	td	lg
Hartage, Montre	4	4	1.0	0	2	4	4	1.0	0	2
McGee, Jared	2	25	12.5	0	25	2	25	12.5	0	25
Igwebuike, Godwin	1	3	3.0	0	3	4	14	3.5	0	11
Walker, Jr. Anthony	1	17	17.0	0	17	4	134	33.5	1	65
Goens, Trent	1	23	23.0	0	23	1	23	23.0	0	23
Williams, Trae	1	0	0.0	0	0	1	0	0.0	0	0
Queiro, Kyle	1	0	0.0	0	0	2	17	8.5	0	17
Total	11	72	6.5	0	25					
Opponents	8	93	11.6	1	50					

Fumble Returns	no.	yds	avg	td	lg	no.	yds	avg	td	lg
Walker, Jr. Anthony	1	11	11.0	0	11	3	28	9.3	1	13
Total	1	11	11.0	0	11					
Opponents	1	22	22.0	0	22					

The Automated ScoreBook
Northwestern Individual Season/Career Statistics (as of Nov 12, 2016)
All games

	SEASON								CAREER							
All Purpose	g	rush	rcv	pr	kr	ir	total	avg/g	g	rush	rcv	pr	kr	ir	total	avg/g
Jackson, Justin	10	1037	154	0	0	0	1191	119.1	35	3642	517	0	0	0	4159	118.8
Carr, Austin	10	0	1102	0	0	0	1102	110.2	34	-7	1504	0	0	0	1497	44.0
Vault, Solomon	10	26	148	0	458	0	632	63.2	31	266	274	0	1403	0	1943	62.7
Nagel, Flynn	10	0	319	118	98	0	535	53.5	15	0	366	116	98	0	580	38.7
Moten IV, John	10	201	44	0	0	0	245	24.5	10	201	44	0	0	0	245	24.5
Wilson, Macan	10	0	245	0	0	0	245	24.5	23	0	245	0	0	0	245	10.7
Dickerson, Garret	9	0	226	0	13	0	239	26.6	33	0	394	0	21	0	415	12.6
Scanlan, Andrew	10	0	237	0	0	0	237	23.7	39	0	242	0	6	0	248	6.4
Thorson, Clayton	10	129	0	0	0	0	129	12.9	23	526	0	0	0	0	526	22.9
Skowronek, Ben	10	0	60	0	0	0	60	6.0	10	0	60	0	0	0	60	6.0
Green, Cameron	10	0	31	0	0	0	31	3.1	10	0	31	0	0	0	31	3.1
McGee, Jared	10	0	0	0	0	25	25	2.5	15	0	0	0	0	25	25	1.7
Goens, Trent	6	0	0	0	0	23	23	3.8	6	0	0	0	0	23	23	3.8
Anderson, Austo	3	17	0	0	0	0	17	5.7	9	73	0	0	0	0	73	8.1
Walker, Jr. Antho	10	0	0	0	0	17	17	1.7	35	0	0	0	0	134	134	3.8
Long, Warren	1	9	0	0	0	0	9	9.0	32	517	56	0	0	0	573	17.9
Fessler, Charlie	9	0	7	0	0	0	7	0.8	9	0	7	0	0	0	7	0.8
Hartage, Montre	10	0	0	0	0	4	4	0.4	23	0	0	0	0	4	4	0.2
Alviti, Matt	4	3	0	0	0	0	3	0.8	10	2	0	0	0	0	2	0.2
Igwebuike, Godw	10	0	0	0	0	3	3	0.3	34	0	0	0	0	14	14	0.4
Micucci, Matt	7	0	2	0	0	0	2	0.3	14	0	2	0	0	0	2	0.1
Acker, Corey	5	2	0	0	0	0	2	0.4	25	84	0	0	0	0	84	3.4
Hruby, Tom	1	-2	0	0	0	0	-2	-2.0	13	24	0	0	0	0	24	1.8
Roberts, Jelani	7	-3	0	0	0	0	-3	-0.4	19	33	48	0	19	0	100	5.3
TEAM	8	-17	0	0	0	0	-17	-2.1								
Total	10	1402	2575	118	569	72	4736	473.6								
Opponents	10	1452	2605	207	484	93	4841	484.1								

Field Goals	att	good	long	blkd	att	good	long	blkd
Mitchell, Jack	10	7	40	0	55	39	49	1
Total	10	7	40	0				
Opponents	20	14	47	0				

Punting	no.	yds	avg	lg	blk	no.	yds	avg	lg	blk
Niswander, Hunter	58	2428	41.9	62	1	63	2608	41.4	62	1
TEAM	2	6	3.0	6	1					
Total	60	2434	40.6	62	2					
Opponents	55	2308	42.0	61	0					

Kickoffs	no.	yds	avg	tb	ob	no.	yds	avg	tb	ob
Mitchell, Jack	50	3163	63.3	28	1	130	7881	60.6	60	1
Total	50	3163	63.3	28	1					
Opponents	47	2836	60.3	21	3					

The Automated ScoreBook
Northwestern Total Tackles Game-by-Game (as of Nov 12, 2016)
All games

Total Tackles	UA-A	Total	WMU	ILS	DU	NEB	IOWA	MSU	IND	OSU	WIS	PUR	MINN	ILL
Igwebuike, G. DB	67-20	87	9-3	3-1	4-2	13-2	5-2	6-3	6-2	4-4	9-1	8-0		
Walker, Jr. A. LB	47-33	80	5-2	4-3	4-1	2-2	5-5	4-3	10-1	1-7	5-4	7-5		
Prater, Jaylen LB	31-30	61	9-9	5-2	3-2	1-7	5-3	2-3	6-1	0-3	DNP	DNP		
Hall, Nate LB	31-19	50	4-1	6-1	3-0	2-3	1-3	2-0	2-2	3-4	5-1	3-4		
Hartage, Montre DB	39-7	46	6-1	9-0	4-0	3-1	3-0	1-1	7-2	3-1	2-1	1-0		
Jones, Joseph LB	20-18	38	2-2	4-2	2-3	0-3	3-2	0-2	3-0	0-1	6-2	0-1		
Queiro, Kyle DB	22-16	38	3-3	3-1	DNP	DNP	3-1	3-4	4-1	3-5	3-0	0-1		
Washington, X. DL	17-15	32	1-2	2-0	4-1	1-2	4-1	DNP	0-2	2-2	1-4	2-1		
McGee, Jared DB	22-9	31	0-1	-	5-4	7-3	1-0	1-1	2-0	3-0	1-0	2-0		
Williams, Trae DB	25-4	29	-	1-0	7-0	6-0	3-1	1-1	DNP	DNP	5-2	2-0		
Lancaster, T.	13-12	25	-	2-0	1-0	3-3	-	0-2	-	2-3	5-3	0-1		
Walsh, Brett LB	16-8	24	1-0	-	-	0-1	-	-	-	3-2	6-2	6-3		
Robbins, C.J. DL	14-7	21	-	4-1	-	1-2	4-1	0-2	1-0	3-0	0-1	1-0		
Odenigbo, I.	14-6	20	2-2	1-0	0-1	0-1	4-1	3-1	3-0	-	1-0	-		
Gaziano, Joe DL	14-6	20	1-2	1-0	2-1	1-1	-	3-1	1-0	1-1	2-0	2-0		
McShepard, M.	15-3	18	-	1-0	-	-	-	-	7-0	5-3	1-0	1-0		
Thompson, J. DL	7-9	16	DNP	-	0-3	-	1-2	1-1	-	0-2	4-1	1-0		
Wyatt, Fred DL	9-6	15	2-2	0-1	1-0	0-1	-	0-2	3-0	-	-	3-0		
Mayo, Alonzo DB	5-5	10	1-1	-	DNP	DNP	3-2	0-2	1-0	DNP	DNP	DNP		
Fox, Nathan LB	5-4	9	1-0	-	2-0	0-1	-	0-1	0-1	1-0	-	1-1		
Miller, Alex DL	4-4	8	1-1	1-0	-	-	-	0-1	-	0-1	-	2-1		
Kuhar, Greg DL	3-4	7	1-0	-	1-3	1-1	-	DNP	DNP	DNP	DNP	DNP		
Harris, Matthew DB	5-2	7	3-2	2-0	DNP	DNP	DNP	DNP	DNP	DNP	DNP	DNP		
Goens, Trent DL	3-2	5	-	2-0	DNP	DNP	DNP	1-2	-	DNP	-	-		
Westphal, P. DB	2-3	5	-	-	2-1	-	0-1	0-1	-	-	-	DNP		
Roberts, Josh LB	3-1	4	DNP	DNP	DNP	DNP	DNP	DNP	1-0	-	-	2-1		
Reese, Steven	0-2	2	DNP	DNP	DNP	-	0-1	0-1	-	-	-	-		
Queiro, Cameron LB	2-0	2	DNP	DNP	DNP	1-0	1-0	DNP	DNP	DNP	DNP	DNP		
Fitzpatrick, C. LS	1-1	2	-	-	-	-	-	0-1	1-0	-	-	-		
Campbell, R. DB	1-1	2	-	-	-	-	-	-	-	0-1	DNP	1-0		
Odell, Tommy DB	0-1	1	DNP	DNP	DNP	DNP	DNP	DNP	DNP	DNP	DNP	0-1		
Bergin, Joe DB	1-0	1	DNP	DNP	DNP	DNP	DNP	DNP	DNP	DNP	DNP	1-0		
Green, Cameron	1-0	1	-	-	-	-	-	-	-	-	-	1-0		
Niswander, H. P	1-0	1	-	-	-	-	1-0	-	-	-	-	-		
Fessler, C.	1-0	1	-	-	-	-	1-0	DNP	-	-	-	-		
Acker, Corey	1-0	1	DNP	DNP	-	DNP	DNP	DNP	-	-	1-0	-		
Roberts, Jelani	1-0	1	DNP	-	1-0	-	DNP	DNP	-	-	-	-		

All games

TM TEAM	8				0.0				1		
Total	10	463	258	721	61	22	11	40	4	5	
Opponents	10	424	244	668	64	23	8	50	3	4	2

The Automated ScoreBook
Northwestern Team Game-by-Game (as of Nov 12, 2016)
All games

TEAM STATISTICS

		Rushing				Receiving				Passing				Kick Returns				Punt Returns				tot		
Date	Opponent	no.	yds	td	lg	no.	yds	td	lg	cmp	att	int	yds	td	lg	no.	yds	td	lg	no.	yds	td	lg	off
Sep 03	WESTERN MICHIGAN	31	123	3	46	15	196	0	37	15	22	0	196	0	37	4	115	0	37	0	0	0	0	319
Sep 10	ILLINOIS STATE	31	86	0	15	17	191	1	34	17	41	0	191	1	34	1	30	0	30	1	-2	0	0	277
Sep 17	DUKE	44	86	0	21	18	320	3	58	18	39	2	320	3	58	2	26	0	19	5	44	0	13	406
Sep 24	NEBRASKA	32	137	1	42	25	251	1	24	25	38	2	251	1	24	3	84	0	35	1	5	0	5	388
Oct 01	at Iowa	42	198	2	58	18	164	3	25	18	30	0	164	3	25	0	0	0	0	1	47	0	47	362
Oct 15	at Michigan State	51	209	3	29	27	281	3	57	27	35	1	281	3	57	3	132	1	95	3	12	0	7	490
Oct 22	INDIANA	44	123	0	27	24	285	3	36	24	44	0	285	3	36	4	91	0	29	3	13	0	7	408
Oct 29	at Ohio State	29	148	1	35	23	258	1	35	23	44	1	258	1	35	1	12	0	12	0	0	0	0	406
Nov 05	WISCONSIN	19	39	0	28	28	277	1	32	28	52	0	277	1	32	1	17	0	17	1	1	0	1	316
Nov 12	at Purdue	46	253	3	27	23	352	3	42	23	37	2	352	3	42	4	62	0	18	1	-2	0	0	605
Northwestern		369	1402	13	58	218	2575	19	58	218	382	8	2575	19	58	23	569	1	95	16	118	0	47	3977
		380	1452	16	49	245	2605	8	86	245	388	11	2605	8	86	21	484	0	54	17	207	0	38	4057

Games: 10 • Avg/rush: 3.8 • Avg/catch: 11.8 • Pass effic: 125.92 • KR avg: 24.7 • PR avg: 7.4 • All purpose avg/game: 473.6 • Total offense avg/gm: 397.7

Date	Opponent	Tackles				Sacks no-yds	Fumble		Pass Defense			blkd kick	PAT Attempts			off		
		ua	a	total	tfl-yds		ff	fr-yds	int-yds	qbh	brup		kick	rush	rcv	saf	t/o	pts
Sep 03	WESTERN MICHIGAN	52	34	86	4.0-11	1.0-8	0	0-0	0-0	6	4	0	3-3	0	0	0	0	21
Sep 10	ILLINOIS STATE	51	12	63	8.0-25	3.0-14	0	0-0	2-25	0	3	0	1-1	0	0	0	0	7
Sep 17	DUKE	46	22	68	5.0-31	2.0-13	1	1-11	1-3	1	8	0	3-3	0	0	0	0	24
Sep 24	NEBRASKA	42	34	76	6.0-17	0.0-0	1	2-0	0-0	2	2	0	1-2	0	0	0	0	13
Oct 01	at Iowa	48	26	74	9.0-49	6.0-42	2	0-0	1-0	1	2	0	5-5	0	0	0	0	38
Oct 15	at Michigan State	28	36	64	6.0-36	4.0-34	1	1-0	1-0	5	4	0	7-7	0	0	1	7	54
Oct 22	INDIANA	58	12	70	6.0-25	2.0-15	0	0-0	2-0	6	5	0	3-3	0	0	0	0	24
Oct 29	at Ohio State	34	40	74	4.0-12	1.0-6	0	0-0	0-0	0	5	0	2-2	0	0	0	0	20
Nov 05	WISCONSIN	57	22	79	8.0-13	0.0-0	0	0-0	0-0	1	3	0	1-1	0	0	0	0	7
Nov 12	at Purdue	47	20	67	5.0-13	3.0-11	0	0-0	4-44	0	4	0	6-6	0	0	0	17	45
Northwestern		463	258	721	61.0-232	22.0-143	5	4-11	11-72	22	40	0	32-33	0	0	1	24	253
		424	244	668	64.0-216	23.0-134	4	3-22	8-93	44	50	2	19-21	1	0	1	46	215

		Punting									Field Goals			Kickoffs				
Date	Opponent	no.	yds	avg	long	blkd	tb	fc	50+	i20	md-att	long	blkd	no.	yds	avg	tb	ob
Sep 03	WESTERN MICHIGAN	3	153	51.0	52	0	0	1	2	2	0-0	0	0	4	251	62.8	2	1
Sep 10	ILLINOIS STATE	7	317	45.3	62	0	1	1	2	3	0-1	0	0	2	128	64.0	1	0
Sep 17	DUKE	8	343	42.9	50	0	2	3	1	2	1-2	40	0	5	322	64.4	4	0
Sep 24	NEBRASKA	6	243	40.5	50	0	1	3	1	2	0-1	0	0	3	195	65.0	2	0
Oct 01	at Iowa	7	307	43.9	48	0	0	1	0	0	1-1	25	0	7	447	63.9	3	0
Oct 15	at Michigan State	6	214	35.7	62	1	0	2	1	2	1-1	33	0	9	581	64.6	5	0
Oct 22	INDIANA	9	323	35.9	47	1	1	2	0	2	1-1	19	0	5	298	59.6	2	0
Oct 29	at Ohio State	4	157	39.2	46	0	0	1	0	1	2-2	33	0	5	325	65.0	4	0
Nov 05	WISCONSIN	8	318	39.8	50	0	0	2	1	2	0-0	0	0	2	104	52.0	1	0
Nov 12	at Purdue	2	59	29.5	38	0	0	1	0	1	1-1	23	0	8	512	64.0	4	0
Northwestern		60	2434	40.6	62	2	5	17	8	17	7-10	40	0	50	3163	63.3	28	1
		55	2308	42.0	61	0	4	19	8	23	14-20	47	0	47	2836	60.3	21	3

The Automated ScoreBook
Northwestern Passing Game-by-Game (as of Nov 12, 2016)
All games

#18 Thorson, C.	Comp	Att	Int	Pct	Yards	TD	Long	Sacked	Effic
Western Michigan	15	22	0	68.2	196	0	37	3-16	143.02
Illinois State	17	41	0	41.5	191	1	34	3-13	88.64
Duke	18	39	2	46.2	320	3	58	5-28	130.21
Nebraska	24	37	2	64.9	249	1	24	4-17	119.50
Iowa	18	30	0	60.0	164	3	25	1-8	138.92
Michigan State	27	35	1	77.1	281	3	57	1-8	167.15
Indiana	24	43	0	55.8	285	3	36	2-12	134.51
Ohio State	22	42	1	52.4	256	1	35	1-8	106.68
Wisconsin	28	52	0	53.8	277	1	32	2-15	104.94
Purdue	23	36	2	63.9	352	3	42	0-0	162.41
TOTALS	216	377	8	57.3	2571	19	58	22-125	126.97

#8 Mitchell, Jack	Comp	Att	Int	Pct	Yards	TD	Long	Sacked	Effic
Nebraska	1	1	0	100.0	2	0	2	0-0	116.80
TOTALS	1	1	0	100.0	2	0	2	0-0	116.80

#7A Alviti, Matt	Comp	Att	Int	Pct	Yards	TD	Long	Sacked	Effic
Ohio State	1	1	0	100.0	2	0	2	0-0	116.80
TOTALS	1	1	0	100.0	2	0	2	1-9	116.80

#82 Scanlan, Andrew	Comp	Att	Int	Pct	Yards	TD	Long	Sacked	Effic
Ohio State	0	1	0	0.0	0	0	0	0-0	0.00
TOTALS	0	1	0	0.0	0	0	0	0-0	0.00

The Automated ScoreBook
Northwestern Rushing/Receiving Game-by-Game (as of Nov 12, 2016)
All games

RUSHING	No-Yds/TD	WMU	ILS	DU	NEB	IOWA	MSU	IND	OSU	WIS	PUR	MINN	ILL
Jackson, Justin RB	223-1037/8	23-124/3	12-42/0	28-94/0	20-79/0	26-171/1	34-188/2	28-94/0	17-76/0	13-42/0	22-127/2		
Moten IV, John RB	39-201/0	-	1-2/0	1-3/0	1-11/0	3-10/0	8-12/0	4-18/0	5-26/0	-	16-119/0		
Thorson, C. QB	69-129/5	5--8/0	12-30/0	7--24/0	10-43/1	9-11/1	5-12/1	8-22/0	6-44/1	6--3/0	1-2/1		
Vault, Solomon WR	11-26/0	1--1/0	1-1/0	3-11/0	1-4/0	2-8/0	1-1/0	2-2/0	-	-	-		
Anderson, A. RB	5-17/0	DNP	4-8/0	1-9/0	DNP	DNP	DNP	DNP	DNP	-	DNP		
Long, Warren RB	1-9/0	1-9/0	DNP	DNP	DNP	DNP	DNP	DNP	DNP	DNP	DNP		
Alviti, Matt QB	4-3/0	DNP	1-3/0	DNP	DNP	DNP	DNP	1--9/0	1-2/0	DNP	1-7/0		
Acker, Corey RB	1-2/0	DNP	DNP	-	DNP	DNP	DNP	-	-	-	1-2/0		
Hruby, Tom	3--2/0	DNP	DNP	DNP	DNP	DNP	DNP	DNP	DNP	DNP	3--2/0		
Roberts, Jelani WR	2--3/0	DNP	-	2--3/0	-	DNP	DNP	-	-	-	-		
TEAM	11--17/0	1--1/0	DNP	2--4/0	-	2--2/0	3--4/0	1--4/0	-	DNP	2--2/0		

RECEIVING	No-Yds/TD	WMU	ILS	DU	NEB	IOWA	MSU	IND	OSU	WIS	PUR	MINN	ILL
Carr, Austin WR	75-1102/12	5-75/0	7-73/1	6-135/1	8-109/1	6-73/3	11-130/2	7-125/1	8-158/0	12-132/1	5-92/2		
Nagel, Flynn WR	28-319/1	-	4-44/0	1-33/0	5-48/0	1-6/0	5-81/1	6-40/0	-	4-37/0	2-30/0		
Wilson, Macan WR	18-245/1	1-12/0	1-34/0	3-57/0	1-11/0	1-15/0	2-15/0	1-32/1	1-7/0	3-16/0	4-46/0		
Scanlan, Andrew WR	20-237/0	2-19/0	1-5/0	1-8/0	1-8/0	1-18/0	2-32/0	2-23/0	-	5-46/0	5-78/0		
Dickerson, G. SB	23-226/3	3-23/0	1-17/0	4-42/1	1-14/0	1-8/0	1-5/0	DNP	8-43/1	2-30/0	2-44/1		
Jackson, Justin RB	24-154/0	2-47/0	1-5/0	1--3/0	3-18/0	3-13/0	4-10/0	5-34/0	3-21/0	1-1/0	1-8/0		
Vault, Solomon WR	14-148/2	2-20/0	1-6/0	2-48/1	2-17/0	1-0/0	2-8/0	2-28/1	-	1-15/0	1-6/0		
Skowronek, Ben WR	7-60/0	-	1-7/0	-	1-8/0	2-11/0	-	-	1-6/0	-	2-28/0		
Moten IV, John RB	3-44/0	-	-	-	1-9/0	1-15/0	-	-	-	-	1-20/0		
Green, Cameron SB	4-31/0	-	-	-	-	1-5/0	-	1-3/0	2-23/0	-	-		
Fessler, C. WR	1-7/0	-	-	-	1-7/0	-	DNP	-	-	-	-		
Micucci, Matt K	1-2/0	-	DNP	-	1-2/0	DNP	-	-	DNP	-	-		