

Northwestern Athletic Communications  
**Contact:** Nick Brilowski • Office: 847-467-3831  
 Email: brilowski@northwestern.edu

# NORTHWESTERN WILDCATS (14-3, 2-2)



# WISCONSIN BADGERS (9-8, 1-3)

GAME 18 • January 12, 2016 • Welsh-Ryan Arena • Evanston, Ill. • 6 P.M.

## BROADCAST INFORMATION



**WLS 890 AM, Sirius 132, XM 195**  
 (Dave Eanet and Joey Meyer)



**Big Ten Network**  
 (Dave Revsine and Jon Crispin)



**@NU\_SportsLIVE**  
**@NUMensBball**

## 2015-16 SCHEDULE & RESULTS

Overall: 14-3 | Home: 9-2 | Away: 4-0 | Neutral: 1-1

DATE	OPPONENT	TIME/RESULT
Nov. 13	UMass Lowell.....	W, 79-57
Nov. 18	Fairfield.....	W, 79-72
Nov. 20	Columbia.....	W, 83-80 (OT)
Nov. 23	vs. #9/8 North Carolina ✓.....	L, 80-69
Nov. 24	vs. Missouri ✓.....	W, 67-62
Nov. 28	New Orleans.....	W, 90-63
Dec. 1	at Virginia Tech.....	W, 81-79 (OT)
Dec. 5	SIU Edwardsville.....	W, 81-56
Dec. 13	Chicago State.....	W, 77-35
Dec. 15	Mississippi Valley State.....	W, 78-48
Dec. 19	at DePaul.....	W, 78-70 (OT)
Dec. 21	Sacred Heart.....	W, 103-67
Dec. 27	Loyola (Md.).....	W, 74-59
Dec. 30	at Nebraska *.....	W, 81-72
Jan. 2	#4/4 Maryland *.....	L, 72-59
Jan. 6	Ohio State *.....	L, 65-56
Jan. 9	at Minnesota *.....	W, 77-52
Jan. 12	Wisconsin *.....	6 p.m.
Jan. 16	Penn State *.....	7:30 p.m.
Jan. 19	at Maryland *.....	7 p.m.
Jan. 23	at Indiana *.....	11 a.m.
Jan. 28	Michigan State *.....	8 p.m.
Jan. 31	at Iowa *.....	2 p.m.
Feb. 4	Minnesota *.....	8 p.m.
Feb. 9	at Ohio State *.....	7 p.m.
Feb. 13	Illinois *.....	7 p.m.
Feb. 16	at Purdue *.....	6 p.m.
Feb. 24	at Michigan *.....	6 p.m.
Feb. 27	Rutgers *.....	1 p.m.
March 3	at Penn State *.....	8 p.m.
March 6	Nebraska *.....	1 p.m.
March 9-13	Big Ten Tournament.....	TBD

All times Central  
 ✓ CBE Hall of Fame Classic; Kansas City, Mo.  
 \* Big Ten game  
 Home games in **bold**



**@NUMensBball**  
**@coach\_collins**  
**@NU\_Sports**



**facebook.com/northwesternmbb**



**numensbball**  
**nu\_sports**

## THE OPENING TIP...

• Northwestern is coming off a 77-52 victory at Minnesota on Saturday. Freshman **Aaron Falzon** matched a career high with 20 points, including hitting six 3-pointers. **Bryant McIntosh** dished out a career-best 11 assists and **Sanjay Lumpkin** pulled down 10 rebounds as NU outscored the Golden Gophers 45-26 in the second half.

• The Wildcats' 25-point margin of victory was their largest in a Big Ten road game since a 77-20 victory at Chicago on Jan. 14, 1944. It was the largest winning margin in a Big Ten game overall since a 78-47 home win over Ohio State on Jan. 25, 1997.

• Saturday's win improved Northwestern to 4-0 through its first four true road games for the second time in school history. The 1930-31 team also won its first four road games en route to 7-0 road record.

• Northwestern is 8-0 this season when making 10 or more 3-pointers in a game. Five different Wildcats have hit at least 21 triples during the 2015-16 season.

## NORTHWESTERN PREVIOUS GAME STARTERS



**BRYANT MCINTOSH**  
 So. • G • 6-3  
 Greensburg, Ind.



**TRE DEMPS**  
 R-Sr. • G • 6-3  
 Concord, Calif.



**AARON FALZON**  
 Fr. • F • 6-8  
 Newton, Mass.



**SANJAY LUMPKIN**  
 R-Jr. • F • 6-6  
 Wayzata, Minn.



**JOEY VAN ZEGEREN**  
 Gr. • C • 6-10  
 Hoogeveen, Netherlands



## Northwestern vs. Wisconsin Series Information



### Season Statistics

77.2	Points Per Game.....	68.8
64.1	Opponent Points Per Game.....	63.8
+13.1	Scoring Margin.....	+4.9
38.8	Rebounds Per Game.....	38.2
+4.7	Rebounding Margin.....	+7.1
.473	Field Goal Percentage.....	.421
.387	Opponent Field Goal Percentage.....	.427
.371	3-Pt FG Percentage.....	.336
.319	Opponent 3-Pt FG Percentage.....	.377
.692	Free Throw Percentage.....	.705
18.0	Assists Per Game.....	11.4
4.8	Blocks Per Game.....	3.9
4.0	Steals Per Game.....	5.5
+0.2	Turnover Margin.....	+0.9

### Head Coaches

Chris Collins.....	Greg Gard
Duke, '96.....	UW-Platteville, '95
Third Year at NU.....	First Year at WIS
43-39 career (14-26 B1G).....	2-3 career

### Of Note:

• Wisconsin won both meetings with Northwestern a year ago, posting an 81-58 victory in Evanston Jan. 4 and a 65-50 win Feb. 7 in Madison.

• Wisconsin redshirt freshman Ethan Happ is the cousin of former Northwestern and current Toronto Blue Jays pitcher J.A. Happ.



### SCOUTING WISCONSIN

The Badgers suffered a 63-60 home loss to third-ranked Maryland on Saturday, dropping them to 9-8 overall and 1-3 in Big Ten play. The three league losses have been by a combined 10 points. Nigel Hayes posted 17 points against the Terrapins while Ethan Happ added 16 points and 11 rebounds. Hayes and Bronson Koenig lead the team with averages of 15.8 and 13.9 points per game, respectively. Greg Gard is the interim head coach of the Badgers, taking over for Bo Ryan who retired just prior to the new year.

### LAST TIME OUT

**Aaron Falzon** matched a career high with 20 points, including hitting a career-best six 3-pointers as Northwestern rolled to a 77-52 victory at Minnesota on Saturday. **Bryant McIntosh** dished out a career-high 11 assists while **Sanjay Lumpkin** pulled down 10 rebounds as the Wildcats shot 65.2 percent from the field in the second half in out-scoring the Golden Gophers 45-26 after the break.

### WINNING WAYS

Northwestern put together a pair of impressive winning streaks this season. The team's 10-game winning streak from Nov. 24 through Dec. 30 was just the second double-figure winning streak in school history. NU won a school-record 12 in a row from Dec. 8, 1930 through Feb. 14, 1931. Also, dating back to last season, the Wildcats posted a school-record 13-game home winning streak. NU won its last four home games of the 2014-15 campaign before winning its first nine games at Welsh-Ryan Arena this season. The previous record was 12 in a row from 1933 through 1934.

### A DISH TO PASS

Northwestern ranks seventh in the nation with a 1.73 assist-to-turnover ratio. The Wildcats have dished out 306 assists while committing only 177 turnovers through their first 17 games. NU's average of 18.0 assists per game ranks 17th nationally and second in the conference. Individually, **Tre Demps** ranks 18th in the nation with a 3.47 assist-to-turnover ratio. **Bryant McIntosh** is averaging 7.2 assists per game to rank eighth in the nation. He has handed out at least eight assists in a game 10 times this season.

### MCINTOSH'S HOT START

**Bryant McIntosh** has enjoyed a tremendous start to his sophomore season. He is the only Big Ten player with multiple 30-point games this season. On Nov. 20, McIntosh tallied 32 points on 11-of-17 shooting (5-of-6 from 3-point range) while dishing out 6 assists in an overtime win over Columbia. McIntosh then established a new career high with 33 points on 11-of-15 shooting to go along with 8 assists in a victory over Loyola (Md.) on Dec. 27. The 33 points are the most in a game by a Northwestern player since Drew Crawford scored 34 at 23rd-ranked Creighton on Dec. 22, 2011. McIntosh set a career best in assists by posting 11 against Minnesota on Jan. 9. He also posted 10 assists vs. Sacred Heart on Dec. 21 making him the first NU player in school history with multiple 10+ assist games in the same season.

#### McIntosh's Big Ten Ranks

Assists—1st (7.2 apg)  
Free Throw Percentage—3rd (.855)  
Steals—9th (1.2 spg)  
Scoring—10th (15.4 ppg)

### AS LONG AS IT TAKES

With the Dec. 19 game at DePaul, Northwestern has played six overtime games over the last two seasons. The Wildcats are 3-0 this season in contests that have needed an extra session. On Nov. 20, NU defeated Columbia 83-80 in OT at Welsh-Ryan Arena and topped Virginia Tech 81-79 Dec. 1 in Blacksburg. Northwestern has won its last five overtime games overall.

### A LONG (AND SUCCESSFUL) DECEMBER

Northwestern finished the month of December with a perfect 8-0 record. The 'Cats last went undefeated in the month during the 2007-08 season when they won all four of their games. The only other time NU went 8-0 in December was 1968.

### LOCKING DOWN 'D'

The 35 points allowed by Northwestern against Chicago State on Dec. 13 matched a low for NU during **Chris Collins'** three seasons as head coach and equaled a low for an NU opponent in the last 17 seasons going back to a 68-30 win over Oakland on Nov. 21, 1998. Northwestern has held its opponents to a .387 field goal percentage this season, the 26th best mark in the nation.

### 20-20-20-20-20 VISION

Northwestern has one of its most balanced offensive attacks in recent history this season. Six different players (**Tre Demps**, **Aaron Falzon**, **Scottie Lindsey**, **Bryant McIntosh**, **Alex Olah**, **Dererk Pardon**) have scored 20 or more points in a game. Northern Colorado is the only Division I team with more 20-point scorers (7) than the Wildcats this season.

## BOOSTS OFF THE BENCH

Northwestern has had a pair of players post huge performances off the bench this season. Sophomore **Scottie Lindsey** had the most productive game of his career against New Orleans Nov. 28. Coming off the bench, Lindsey's 26 points topped his previous career best of 12 points that he posted on two occasions as a freshman. His 6-for-7 effort from 3-point range marked the fourth-best performance in school history (min. 5 attempts). The six 3-pointers were the most by a Northwestern player in a game since Alex Marcotullio hit six triples vs. Penn State March 7, 2013. **Dererk Pardon** bested Lindsey by scoring 28 points in a non-starting role in just his second career game at Nebraska on Dec. 30, hitting 11 of 14 field goal attempts.

### Most Points by a Northwestern Non-Starter (Since 1983-84)

32—Jeff Grose vs. Rutgers (12/5/88)

29—Walker Lambiotte vs. UW-Green Bay (11/28/89)

28—**Dererk Pardon at Nebraska (12/30/15)**

26—**Scottie Lindsey vs. New Orleans (11/28/15)**

25—Cedric Neloms vs. Ohio State (2/10/93)

## NOTEWORTHY VICTORY

Northwestern's win over Sacred Heart on Dec. 21 was noteworthy on many levels:

- The 30 assists were the most by the team in a game since it had 30 vs. Mississippi Valley State on Dec. 2, 2011. The total ranks as a tie for the second-best single-game effort in school history.
- The Wildcats' 103 points were their most in a game since a 103-94 double-overtime win over Dartmouth on Dec. 29, 1990 and ranks as a tie for the 10th-best single-game output in school history.
- The team's .610 field goal percentage was its best since shooting 64.6 percent in a win over Georgia Tech on Nov. 30, 2010.

## OLAH TABBED BIG TEN PLAYER OF THE WEEK

Senior center **Alex Olah** was honored as the Big Ten Co-Player of the Week on Nov. 16 for his performance in the Wildcats' 79-57 win over UMass Lowell on Nov. 13. Olah posted 21 points and 12 rebounds, marking his ninth career double-double and his third career game with 20+ points and 10+ rebounds. Olah shot 7-of-11 from the field and 7-of-8 from the free throw line. He also had two blocked shots.

## FALZON'S DAZZLING DEBUT

**Aaron Falzon** had a freshman debut like no other in Northwestern history in the Wildcats' win over UMass Lowell Nov. 13. The 20 points scored by Falzon in the contest are the most ever by an NU freshman in his collegiate debut. The previous record was 18 points by Michael Jenkins vs. Illinois Wesleyan on Nov. 30, 1979. Falzon went 8-of-11 from the field in the contest, including going a perfect 6-for-6 with 15 points in the second half. He went 4-for-6 from 3-point range in the win.

## POSTSEASON HONOREES RETURN

A trio of Northwestern players picked up postseason honors from the Big Ten Conference. Redshirt junior guard **Tre Demps** was a consensus honorable mention All-Big Ten selection, earning the recognition from both the league's coaches and media. Junior center **Alex Olah** was named an honorable mention pick of the media. Additionally, guard **Bryant McIntosh** earned a selection to the five-member Big Ten All-Freshman Team. McIntosh is the fifth Northwestern player to receive the honor over the last 10 years.

## TRIO NAMED TEAM CAPTAINS

Redshirt senior **Tre Demps**, senior **Alex Olah** and redshirt junior **Sanjay Lumpkin** are serving as team tri-captains for the 2015-16 season. Demps, a native of Concord, California, has appeared in 117 career games, including making 58 starts. A native of Timisoara, Romania, Olah has started 105 of the 108 contests that he has appeared in during his time at Northwestern. Lumpkin, a native of Wayzata, Minnesota, has seen action in 86 career contests while making 75 starts with the Wildcats.

## WILDCATS TAKE EXHIBITION TOUR OF SPAIN

From August 22 through September 1, the Wildcats participated in a foreign tour of Spain. Along the way, the team visited Madrid, Valencia, Alicante and Barcelona. Northwestern posted a 4-1 record in its five games against professional teams.

## BLOCK PARTY

**Alex Olah** already is the top shot blocker in Northwestern history. He currently has 169 career blocks, a mark that ranks second to only Purdue's A.J. Hammons among all current Big Ten players. Olah matched a career high when he blocked six shots in a win over New Orleans on Nov. 28. His 59 blocked shots last season are the most by a Wildcat since blocks became tracked as a statistic in the 1978-79 season. The total bested the 58 blocks he notched during the 2013-14 campaign. As a team, Northwestern swatted 11 shots in a Dec. 5 win over SIU Edwardsville. It was the third-best single-game total in school history and only one shy of the school record.

## LAW TO MISS 2015-16 SEASON DUE TO SHOULDER INJURY

Sophomore forward **Vic Law** underwent surgery in November on a torn labrum in his left shoulder and will miss the 2015-16 season. Law appeared in all 32 games, including making 19 starts, as a freshman during the 2014-15 season. He averaged 7.0 points and 4.8 rebounds per game while ranking fifth in the Big Ten in conference play with a .442 3-point field goal percentage.

## DEMPS, MCINTOSH PARTICIPATE IN ELITE SUMMER CAMPS

Redshirt senior guard **Tre Demps** and sophomore guard **Bryant McIntosh** both earned invitations to elite summer camps this past August. Demps was one of 20 of the top college players in the nation to take part in the Nike Basketball Academy in California. Meanwhile, McIntosh was one of just four college players invited to NBA MVP Stephen Curry's SC 30 Select Camp that was held in California as well.



## NORTHWESTERN SIGNS THREE TO NATIONAL LETTERS OF INTENT

Head coach Chris Collins signed three individuals to National Letters of Intent on Nov. 11. The trio will join the Wildcats for the 2016-17 season. Bios on the three signees follow.

### Barret Benson

6-10 • 240

Center

Willowbrook, Ill./Hinsdale South

**High School:** Illinois Basketball Coaches Association (IBCA) 3A/4A third-team all-state selection as a junior ... Averaged 18.8 points, 10.4 rebounds and 3.0 blocks per game junior year ... Two-time all-area selection ... West Suburban Gold all-conference selection as a sophomore and junior ... Posted 36 points and 17 rebounds vs. Proviso East and 36 points and 14 rebounds vs. Addison Trail junior year ... Scored 31 of his team's 40 points in a win over Downers Grove South ... All-tournament team selection at Wheaton Warrenville South ... NBPA Top 100 Camp participant ... UA All-American Camp participant ... Helped team to tournament titles at Hinsdale Central Thanksgiving Tournament and DeKalb Christmas Tournament sophomore year ... Team captain ... Competed at AAU level for Illinois Wolves ... Coached in high school by Brett Moore and Tanner Mitchell ... Class president .. Dean's List ... National Honor Society.

**Personal:** Son of Joan Kacmar and Cliff Benson ... Father was a tight end in football collegiately at Purdue and in the NFL for four seasons ... Chose Northwestern over Illinois, Indiana, Purdue and Vanderbilt.

### Isiah Brown

6-3 • 180

Guard

Lynnwood, Wash./Lakeside School

**High School:** Class 3A Associated Press first-team all-state selection as a junior ... Two-time first-team All-Metro 3A ... Seattle Times all-area pick ... Averaged 28.3 points in 2014-15, setting the school single-season scoring record with 867 points and scoring at least 30 points 13 times ... Led the Lions to a 3A fourth-place state finish ... Set 3A state tournament record with 27 field goals and tied another with 78 points over a three-day span, earning a selection to the all-tournament team ... Team MVP ... Two-time Metro League scoring champion ... Scored 53 points in a game vs. O'Dea as a sophomore ... Scored 38 second-half points to lead Lakeside back from a 20-point second-half deficit for the win ... Helped Lakeside to a state runner-up finish as a freshman ... Metro League Freshman of the Year and Seattle Times all-freshman team pick ... Played AAU ball in 2015 adidas Gauntlet for Northwest Panthers ... Coached in high school by Shea Robinson and Tavio Hobson.

**Personal:** Son of Yolanda and Gerald Brown ... Father played collegiate basketball at University of Alaska Anchorage and played professionally overseas ... Father coached Trajan Langdon and Mario Chalmers in Alaska ... Attends same high school as Microsoft founders Bill Gates and Paul Allen ... Chose Northwestern over Washington, Utah State, UC Irvine and Saint Mary's.

### Rapolas Ivanauskas

6-9 • 220

Forward

Barrington, Ill./Brewster Acad. (N.H.)

**High School:** Ranked No. 64 recruit in the nation in class of 2016 by Rivals.com and No. 89 by Scout.com ... Illinois Basketball Coaches Association (IBCA) 3A/4A second-team all-state selection as a junior at Barrington High School ... Averaged 18 points and 8.3 rebounds per game junior year ... All-area selection ... Special mention all-state pick of Chicago Tribune ... Mid-Suburban West Conference player of the year ... Illinois Mr. Basketball nominee ... Named captain of Daily Herald's all-area team ... Named to all-tournament teams at Mundelein Thanksgiving Tournament and Jacobs Holiday Tournament ... Led the Broncos to the team's first Mid-Suburban League title since 1977, posting 24 points and 16 rebounds in the title game ... Posted 37 points and 14 rebounds in an overtime win over Zion Benton ... Coached at Barrington by Bryan Tucker ... Played AAU ball for Full Package ... Honor roll student ... Transferred to Brewster Academy (N.H.) prior to senior year.

**Personal:** Son of Tomas and Gintare Ivanauskas ... Father played basketball collegiately at UMass Lowell and professionally in Europe ... Chose Northwestern over UCLA, Virginia, Wisconsin, Purdue and Michigan.



## NUMERICAL ROSTER

No.	Name	Pos	Ht.	Wt.	Yr.	Hometown/High School/Last School
1	Joey van Zegeren	C	6-10	235	Gr.	Hoogeveen, Netherlands/ Canarias Basketball Academy/Virginia Tech
4	Vic Law	F	6-7	200	So.	South Holland, Ill./St. Rita
5	Dererk Pardon	C	6-8	230	Fr.	Cleveland, Ohio/Villa Angela-St. Joseph
10	Charlie Hall	F	6-5	200	Fr.	Los Angeles, Calif./Crossroads
14	Tre Demps	G	6-3	202	R-Sr.	Concord, Calif./Ronald Reagan (San Antonio)
20	Scottie Lindsey	G/F	6-5	205	So.	Hillside, Ill./Fenwick
22	Alex Olah	C	7-0	275	Sr.	Timisoara, Romania/ Traders Point Christian Acad. (Zionsville, Ind.)
23	Jordan Ash	G	6-3	190	Fr.	Bolingbrook, Ill./St. Joseph
30	Bryant McIntosh	G	6-3	185	So.	Greensburg, Ind./Greensburg
32	Nathan Taphorn	F	6-7	215	Jr.	Pekin, Ill./Pekin
34	Sanjay Lumpkin	G/F	6-6	220	R-Jr.	Wayzata, Minn./Benilde-St. Margaret's
35	Aaron Falzon	F	6-8	213	Fr.	Newton, Mass./Northfield Mount Hermon
44	Gavin Skelly	F	6-8	225	So.	Westlake, Ohio/Westlake

## ALPHABETICAL ROSTER

No.	Name	Pos	Ht.	Wt.	Yr.	Hometown/High School/Last School
23	Ash, Jordan	G	6-3	190	Fr.	Bolingbrook, Ill./St. Joseph
14	Demps, Tre	G	6-3	202	R-Sr.	Concord, Calif./Ronald Reagan (San Antonio)
35	Falzon, Aaron	F	6-8	213	Fr.	Newton, Mass./Northfield Mount Hermon
10	Hall, Charlie	F	6-5	200	Fr.	Los Angeles, Calif./Crossroads
4	Law, Vic	F	6-7	200	So.	South Holland, Ill./St. Rita
20	Lindsey, Scottie	G/F	6-5	205	So.	Hillside, Ill./Fenwick
34	Lumpkin, Sanjay	G/F	6-6	220	R-Jr.	Wayzata, Minn./Benilde-St. Margaret's
30	McIntosh, Bryant	G	6-3	185	So.	Greensburg, Ind./Greensburg
22	Olah, Alex	C	7-0	275	Sr.	Timisoara, Romania/ Traders Point Christian Acad. (Zionsville, Ind.)
5	Pardon, Dererk	C	6-8	230	Fr.	Cleveland, Ohio/Villa Angela-St. Joseph
44	Skelly, Gavin	F	6-8	225	So.	Westlake, Ohio/Westlake
32	Taphorn, Nathan	F	6-7	215	Jr.	Pekin, Ill./Pekin
1	van Zegeren, Joey	C	6-10	235	Gr.	Hoogeveen, Netherlands/ Canarias Basketball Academy/Virginia Tech

**Head Coach:** Chris Collins

**Assistant Coach:** Brian James

**Assistant Coach:** Pat Baldwin

**Assistant Coach:** Armon Gates

**Director of Player Development:** Ryan Humphrey

**Director of Operations:** Chris Lauten

## BY ELIGIBILITY

## SENIORS (3)

Tre Demps  
Alex Olah  
Joey van Zegeren

## JUNIORS (2)

Sanjay Lumpkin  
Nathan Taphorn

## SOPHOMORES (4)

Vic Law  
Scottie Lindsey  
Bryant McIntosh  
Gavin Skelly

## FRESHMEN (4)

Jordan Ash  
Charlie Hall  
Aaron Falzon  
Dererk Pardon

## BY STATE/COUNTRY

## CALIFORNIA (2)

Tre Demps  
Charlie Hall

## ILLINOIS (4)

Jordan Ash  
Vic Law  
Scottie Lindsey  
Nathan Taphorn

## INDIANA (1)

Bryant McIntosh

## MASSACHUSETTS (1)

Aaron Falzon

## MINNESOTA (1)

Sanjay Lumpkin

## NETHERLANDS (1)

Joey van Zegeren

## OHIO (2)

Dererk Pardon  
Gavin Skelly

## ROMANIA (1)

Alex Olah

## PRONUNCIATION GUIDE

Aaron Falzon (35).....fal-ZONE  
Sanjay Lumpkin (34).....SAHN-jay  
Dererk Pardon (5) .....DARE-ick

## QUICK FACTS

### NORTHWESTERN UNIVERSITY

Location: ..... Evanston, Ill.  
 Founded: ..... 1851  
 Enrollment: ..... 8,367  
 President: ..... Morton O. Schapiro  
 Home Facility: ..... Welsh-Ryan Arena (8,117)  
 Nickname: ..... Wildcats  
 Colors: ..... Purple and White  
 Conference: ..... Big Ten  
 Director of Athletics: ..... Jim Phillips  
 Senior Woman Administrator: ..... Janna Blais  
 Faculty Athletics Rep.: ..... Robert Gundlach

### MEN'S BASKETBALL FACTS

Head Coach: ..... Chris Collins  
 Alma Mater, Year: ..... Duke, '96  
 Record at NU (Years): ..... 43-39 (3rd yr.)  
 Overall Record (Years): ..... 43-39 (3rd yr.)  
 Assistant Coach: ..... Brian James  
 Alma Mater, Year: ..... Illinois State, '77  
 Assistant Coach: ..... Pat Baldwin  
 Alma Mater, Year: ..... Northwestern, '94  
 Assistant Coach: ..... Armon Gates  
 Alma Mater, Year: ..... Kent State, '06  
 Dir. of Player Development ..... Ryan Humphrey  
 Director of Operations: ..... Chris Lauten  
 Asst. Dir. of Operations: ..... Tad Gilbert  
 Basketball Athletic Trainer: ..... Jen Tymkew  
 Sports Performance: ..... Mike Schweigert  
 Program Assistant ..... Jenifer Marr

2014-15 Overall Record: ..... 15-17  
 Conference Record (Finish): ..... 6-12 (10th)  
 Starters Returning/Lost: ..... 5/0  
 Letterwinners Returning/Lost: ..... 8/3

### ATHLETIC COMMUNICATIONS

Assoc. Dir./MBB Contact ..... Nick Brilowski  
 Office Phone ..... (847) 467-3831  
 Cell Phone ..... (847) 239-4127  
 E-mail ..... brilowski@northwestern.edu  
 Fax ..... (847) 491-8818  
 Official Web Site ..... NUSports.com  
 Asst. AD for Athletic Comm. .... Paul Kennedy  
 Dir. of Digital and Social Comm. .... Doug Meffley  
 Assistant Director ..... Kyle Kelley  
 Assistant Director ..... Mallory Majcher  
 Director of Broadcast Ops ..... Rob Coons  
 Asst. Dir. of Broadcast Ops ..... Dallas Abel  
 Asst. Dir. of Broadcast Ops ..... Cameron Good  
 Asst. Dir. of Broadcast Ops ..... Ben Rohde  
 Program Assistant ..... Jocelyn Serranilla

## HEAD COACH CHRIS COLLINS

### 43-39 CAREER RECORD (THIRD SEASON)

Chris Collins was named the 24th head men's basketball coach at Northwestern University on March 27, 2013.

Collins' second season with the Wildcats saw the young team continue to improve throughout the season. Despite a stretch of heartbreaking losses, Northwestern showed the resilience to bounce back late in the year to post four straight Big Ten victories and five of six.

Despite being without the services of leading returning scorer JerShon Cobb for a good portion of the season, the 'Cats came together during their late-season surge. Three of the team's top six scorers were true freshmen, including point guard Bryant McIntosh who set the school freshman record with 150 assists to go along with an average of 11.4 points per game en route to being named to the five-member Big Ten All-Freshman Team. Juniors Tre Demps and Alex Olah both earned honorable mention All-Big Ten recognition.

In his first season at the helm, Collins led the Wildcats to an impressive string of road victories. Collins won his debut as a head coach, notching a 72-55 victory over Eastern Illinois Nov. 9. He traversed the 'Cats through a grinding Big Ten schedule, including earning his first conference triumph at home against 23rd-ranked Illinois Jan. 12.

Northwestern's string of road success began Jan. 18 at Indiana before the Wildcats earned a 65-56 win at 14th-ranked Wisconsin. The winning ways continued three days later when the 'Cats notched a one-point win at Minnesota, marking NU's first three-game road winning streak since 1960.

The Wildcats finished the season strong as they defeated Purdue on the road to wrap up the regular season before upsetting sixth-seeded Iowa in the opening round of the Big Ten tourney.

The Wildcats held four of their Big Ten opponents below 30 percent shooting in a game. NU allowed a mere 63.3 points per game in conference play to rank second in the league. Meanwhile, the team's .419 opponents field goal percentage ranked third in the Big Ten.

Collins came to Evanston after serving on the coaching staff at Duke since July 22, 2000. He was promoted to Associate Head Coach in the summer of 2008. During Collins' 13 seasons on the Blue Devils' staff, Duke posted an overall record of 385-77 while recording eight ACC tournament championships, four ACC regular season titles, eight in-season tournament titles and national championships in 2001 and 2010.

Collins worked primarily with backcourt players during his time at Duke and tutored All-Americans Jason Williams, Mike Dunleavy, Chris Duhon, J.J. Redick, Gerald Henderson, DeMarcus Nelson, Jon Scheyer, Nolan Smith and Austin Rivers, in addition to NBA draft picks Daniel Ewing, Kyrie Irving and Kyle Singler.

Before returning to his alma mater, Collins served as an assistant coach at Seton Hall for two years with Tommy Amaker. In 1999-2000, Collins was part of a staff that guided the Pirates to a 22-10 record and the Sweet 16 of the NCAA tournament. Prior to Seton Hall, Collins spent the 1997-98 season as an assistant with the WNBA's Detroit Shock.

As a player, Collins played professional basketball in Finland during the 1996-97 season, leading the league in scoring.

Collins also served as a court coach and scout for Mike Krzyzewski, assisting the USA Basketball Senior National Team staff with on-court duties as well as game preparation from 2006-12, including during the program's gold-medal performances at the 2008 Beijing Olympics, 2010 FIBA World Championships and 2012 London Olympics. During the summer of 2014, he served as the coach of the USA Select Team which consisted of a group of up-and-coming NBA players who practiced against the USA National Team in preparation for the National Team's participation in the FIBA World Cup.

Collins is the son of former NBA All-Star and coach, Doug Collins, who is currently an NBA television analyst for ESPN. A native of nearby Northbrook, Ill., Collins is a 1996 graduate of Duke with a bachelor's degree in sociology.

Collins and his wife, Kim, have two children: Ryan and Kate.



## BIG TEN STANDINGS

	OVERALL		BIG TEN	
Maryland	15-1	.938	4-0	1.000
Indiana	14-3	.824	4-0	1.000
Iowa	12-3	.800	3-0	1.000
Michigan State	16-1	.941	3-1	.750
Ohio State	11-6	.647	3-1	.750
Michigan	12-4	.750	2-1	.667
Northwestern	14-3	.824	2-2	.500
Purdue	14-3	.824	2-2	.500
Penn State	10-7	.588	1-3	.250
Illinois	9-8	.529	1-3	.250
Nebraska	9-8	.529	1-3	.250
Wisconsin	9-8	.529	1-3	.250
Minnesota	6-10	.375	0-4	.000
Rutgers	6-11	.353	0-4	.000





## NATIONAL RANKINGS (JAN. 11)

### ASSOCIATED PRESS

1. Kansas (63)	14-1	1,621
2. Oklahoma (1)	13-1	1,551
3. Maryland	15-1	1,472
4. Michigan State (1)	16-1	1,446
5. North Carolina	15-2	1,371
6. Villanova	14-2	1,246
7. Xavier	14-1	1,200
8. Miami (Fla.)	13-1	1,139
9. Duke	14-2	1,100
10. SMU	15-0	1,040
11. West Virginia	14-1	867
12. Providence	14-2	862
13. Virginia	12-3	818
14. Kentucky	12-3	698
15. Texas A&M	13-2	668
16. Iowa	12-3	656
17. Iowa State	12-3	555
18. Arizona	13-3	537
19. South Carolina	15-0	527
20. Pittsburgh	14-1	334
21. Louisville	13-3	330
22. Baylor	12-3	325
23. Butler	12-4	302
24. Purdue	14-3	145
25. Gonzaga	13-3	101

**Others Receiving Votes:** USC 79, Indiana 59, UCLA 21, Utah 10, Texas Tech 10, Saint Mary's 8, Wichita St 7, Valparaiso 6, Oregon 6, Hawaii 4, St Bonaventure 1, Oregon State 1, Akron 1, Dayton 1.

### COACHES POLL

1. Kansas (32)	14-1	800
2. Oklahoma	13-1	743
3. Maryland	15-1	742
4. Michigan State	16-1	694
5. North Carolina	15-2	673
6. Duke	14-2	596
7. Villanova	14-2	557
8. Xavier	14-1	555
9. Miami (Fla.)	13-1	551
10. West Virginia	14-1	477
11. Virginia	12-3	426
12. Providence	14-2	400
13. Kentucky	12-3	393
14. Texas A&M	13-2	383
15. South Carolina	15-0	361
16. Arizona	13-3	337
17. Pittsburgh	14-1	263
18. Iowa State	12-3	253
19. Iowa	12-3	226
20. Louisville	13-3	205
21. Gonzaga	13-3	173
22. Baylor	12-3	156
23. Butler	12-4	147
24. Purdue	14-3	122
25. Indiana	14-3	38

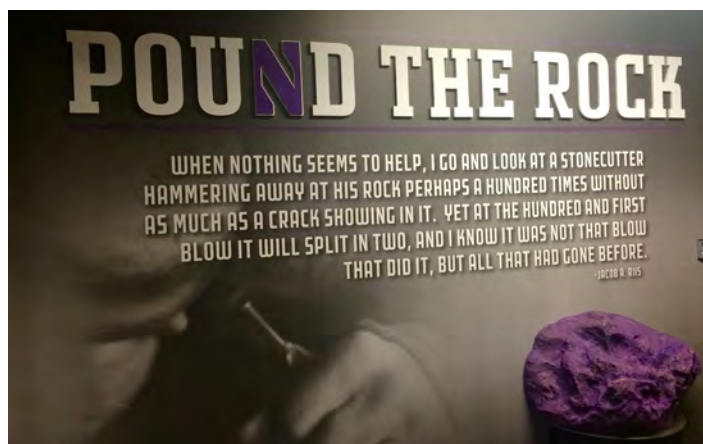
**Others Receiving Votes:** Connecticut 34, Oregon 18, USC 16, UCLA 12, George Washington 11, California 9, Houston 5, Dayton 5, Valparaiso 5, Texas Tech 3, Washington 3, Arkansas-Little Rock 2, Cincinnati 2, Saint Mary's 1, Utah 1, Hawaii 1, Boise State 1.

### "POUND THE ROCK" IS WILDCATS' MANTRA

Since head coach Chris Collins arrived in April 2013, the Wildcats have adopted the mantra of "Pound The Rock." The Wildcats have a rock in their locker room, and above it is a quote from Jacob A. Riis. The quote reads:

*"When nothing seems to help, I go look at a stonecutter hammering away at his rock perhaps a hundred times without as much as a crack showing in it. Yet at the hundred and first blow it will split in two, and I know it was not that blow that did it, but all that had gone before."*

The mantra is one that also has been adopted by the NBA's San Antonio Spurs.



## COACH/PLAYER AVAILABILITY

Interviews with Northwestern players and coaches are available to the media upon request throughout the season. To arrange an interview, please contact the athletic communications office. Please place your request at least 24 hours in advance. Interview availability is 30 minutes prior to the start of practice. All pre-practice interviews with players should be concluded well before the start of practice. As a Northwestern policy, players are not permitted to participate in live radio or television call-in shows. Player home telephone numbers will not be made available to media members, and they have been instructed not to conduct interviews when contacted without prior approval from the athletic communications office.

## WILDCATS ONLINE

The official website of Northwestern Athletics is NUSports.com. Updated daily, the site includes NU's basketball releases and features many other basketball related information. Live in-game Twitter updates will be provided at @NU\_SportsLIVE. The official Twitter account of the Northwestern men's basketball team is @NUMensBball, while the official Northwestern Athletics account is @NU\_Sports. Head coach Chris Collins' Twitter handle is @coach\_collins. The official Facebook page of the Northwestern men's basketball team can be found at facebook.com/northwesternmbb. Northwestern's Athletics' official page is facebook.com/northwesternAthletics. The official Instagram account of the men's basketball program is numensbball while the official main Northwestern Athletics Instagram is nu\_sports. Northwestern Athletics is also on YouTube at youtube.com/user/NUAthletics.

## GAME CREDENTIALS

For any media wishing to obtain a credential for any home game, please apply at [www.sportssystems.com/northwestern/basketball](http://www.sportssystems.com/northwestern/basketball). Credentials may be picked up at the athletic communications office in Anderson Hall on game day. They can also be picked up at Will Call which is located at the east ticket office in the main lobby of Welsh-Ryan Arena. Doors open 90 minutes prior to game time.

## POSTGAME PROCEDURE

Following a cooling off period after the conclusion of the game, Coach Collins, Northwestern players and the visiting coach will be available for a postgame news conference. Requests for Wildcats player interviews should be made to Northwestern SID Nick Brilowski prior to the end of the game. Requests for visiting players should be made to the visiting SID.

## NORTHWESTERN ATHLETIC COMMUNICATIONS

**Contact:** Nick Brilowski, Associate Director of Athletic Communications

**Phone:** Office - (847) 467-3831 | Cell: (847) 239-4127

**Email:** [brilowski@northwestern.edu](mailto:brilowski@northwestern.edu)

### Northwestern Athletic Communications

#### Mailing Address

1501 Central St.  
Evanston, IL 60208

# 2015-16 NORTHWESTERN SCHEDULE

DATE	OPPONENT	TIME/RESULT	RECORD/TV	NU High Scorer	NU High Rebounder	NU High Assists	Attend.
Nov. 5	Quincy (exhib.)	W, 80-64	—	15, Falzon	10, van Zegeren	6, Demps	—
Nov. 13	UMass-Lowell	W, 79-57	1-0, 0-0	21, Olah	12, Lumpkin/Olah	8, McIntosh	6,011
Nov. 18	Fairfield	W, 79-72	2-0, 0-0	20, McIntosh	7, Lumpkin	5, McIntosh	5,574
Nov. 20	Columbia	W, 83-80 (OT)	3-0, 0-0	32, McIntosh	7, Olah	6, Demps/McIntosh	6,117
Nov. 23	vs. #9/8 North Carolina ✓	L, 80-69	3-1, 0-0	21, Demps	5, Lumpkin	9, McIntosh	13,598
Nov. 24	vs. Missouri ✓	W, 67-62	4-1, 0-0	13, Demps/McIntosh	6, Falzon/Olah	7, Lindsey	13,189
Nov. 28	New Orleans	W, 90-63	5-1, 0-0	26, Lindsey	8, Olah	7, McIntosh	6,015
Dec. 1	at Virginia Tech	W, 81-79 (OT)	6-1, 0-0	19, McIntosh	7, Lumpkin	4, Demps/McIntosh	4,879
Dec. 5	SIU Edwardsville	W, 81-56	7-1, 0-0	21, Olah	9, Lumpkin	8, McIntosh	6,318
Dec. 13	Chicago State	W, 77-52	8-1, 0-0	23, Demps	9, Demps	6, McIntosh	6,621
Dec. 15	Mississippi Valley State	W, 78-48	9-1, 0-0	21, Olah	11, Olah	8, McIntosh	5,704
Dec. 19	at DePaul	W, 78-70 (OT)	10-1, 0-0	18, Demps	7, three players	8, McIntosh	6,351
Dec. 21	Sacred Heart	W, 103-67	11-1, 0-0	21, Olah	6, Taphorn	10, McIntosh	6,574
Dec. 27	Loyola (Md.)	W, 74-59	12-1, 0-0	33, McIntosh	8, Lumpkin	8, McIntosh	6,401
Dec. 30	at Nebraska *	W, 81-72	13-1, 1-0	28, Pardon	12, Pardon	8, McIntosh	14,924
Jan. 2	#4/4 Maryland *	L, 72-59	13-2, 1-1	17, McIntosh	6, Pardon	9, McIntosh	8,117
Jan. 6	Ohio State *	L, 65-56	13-3, 1-2	15, McIntosh	14, Pardon	6, McIntosh	7,439
Jan. 9	at Minnesota *	W, 77-52	14-3, 2-2	20, Falzon	10, Lumpkin	11, McIntosh	10,436
Jan. 12	Wisconsin *	6 p.m.	BTN				
Jan. 16	Penn State *	7:30 p.m.	ESPNU				
Jan. 19	at Maryland *	7 p.m.	BTN				
Jan. 23	at Indiana *	11 a.m.	ESPN/2/U				
Jan. 28	Michigan State *	8 p.m.	ESPN				
Jan. 31	at Iowa *	2 p.m.	BTN				
Feb. 4	Minnesota *	8 p.m.	BTN				
Feb. 9	at Ohio State *	7 p.m.	BTN				
Feb. 13	Illinois *	7 p.m.	BTN				
Feb. 16	at Purdue *	6 p.m.	BTN				
Feb. 24	at Michigan *	6 p.m.	BTN				
Feb. 27	Rutgers *	1 p.m.	ESPNU				
March 3	at Penn State *	8 p.m.	ESPNU				
March 6	Nebraska *	1 p.m.	BTN				
March 9-13	Big Ten Tournament	TBD	TBD				

All times Central

✓ CBE Hall of Fame Classic; Kansas City, Mo.

\* Big Ten game

Home games in **bold**



# 2015-16 NORTHWESTERN SEASON STATISTICS

## 2015-16 Northwestern Basketball Northwestern Combined Team Statistics (as of Jan 09, 2016) All games

RECORD:	OVERALL	HOME	AWAY	NEUTRAL
ALL GAMES	14-3	9-2	4-0	1-1
CONFERENCE	2-2	0-2	2-0	0-0
NON-CONFERENCE	12-1	9-0	2-0	1-1

#	Player	gp-gs	min	avg	Total		3-Point		F-Throw		Rebounds				pf	dq	a	to	blk	stl	pts	avg
					fg-fga	fg%	3fg-fga	3fg%	ft-fa	ft%	off	def	tot	avg								
30	McIntosh, Bryant	17-17	592	34.8	93-200	.465	28-70	.400	47-55	.855	6	49	55	3.2	30	1	123	44	2	20	261	15.4
14	Demps, Tre	17-17	619	36.4	93-244	.381	31-103	.301	27-39	.692	7	51	58	3.4	15	0	59	17	0	9	244	14.4
22	Olah, Alex	12-12	322	26.8	58-97	.598	3-10	.300	34-47	.723	22	56	78	6.5	30	1	14	16	24	1	153	12.8
5	Pardon, Dererk	5-0	118	23.6	23-34	.676	0-0	.000	10-19	.526	17	19	36	7.2	12	0	2	4	6	2	56	11.2
35	Falzon, Aaron	17-14	404	23.8	52-122	.426	39-100	.390	19-28	.679	17	43	60	3.5	36	0	15	7	7	5	162	9.5
20	Lindsey, Scottie	17-3	321	18.9	43-92	.467	24-57	.421	12-17	.706	7	37	44	2.6	38	1	29	19	4	12	122	7.2
32	Taphorn, Nathan	16-0	195	12.2	30-61	.492	21-48	.438	8-12	.667	8	30	38	2.4	31	1	14	10	8	1	89	5.6
1	van Zegeren, Joey	13-5	188	14.5	24-38	.632	0-0	.000	19-39	.487	23	27	50	3.8	36	0	4	18	16	5	67	5.2
34	Lumpkin, Sanjay	17-17	423	24.9	28-59	.475	9-26	.346	16-22	.727	27	80	107	6.3	48	1	25	17	5	9	81	4.8
44	Skelly, Gavin	15-0	186	12.4	17-28	.607	0-2	.000	16-22	.727	17	33	50	3.3	23	0	8	14	10	3	50	3.3
23	Ash, Jordan	16-0	98	6.1	9-19	.474	4-12	.333	5-8	.625	2	8	10	0.6	8	0	13	4	0	1	27	1.7
10	Hall, Charlie	6-0	9	1.5	0-0	.000	0-0	.000	0-0	.000	0	0	0	0.0	0	0	0	0	0	0	0	0.0
Team											31	42	73				7					
Total.....		17	3475		470-994	.473	159-428	.371	213-308	.692	184	475	659	38.8	307	5	306	177	82	68	1312	77.2
Opponents.....		17	3475		384-991	.387	110-345	.319	211-311	.678	183	396	579	34.1	313	5	248	180	46	84	1089	64.1

TEAM STATISTICS	NU	OPP	Date	Opponent	Score	Att.
SCORING	1312	1089	11/13/15	UMASS LOWELL	w 79-57	6011
Points per game	77.2	64.1	11/18/15	FAIRFIELD	w 79-72	5574
Scoring margin	+13.1	-	11/20/15	COLUMBIA	Wot 83-80	6117
FIELD GOALS-ATT	470-994	384-991	11/23/15	vs North Carolina	L 69-80	13598
Field goal pct	.473	.387	11/24/15	vs Missouri	w 67-62	13189
3 POINT FG-ATT	159-428	110-345	11/28/15	NEW ORLEANS	w 90-63	6015
3-point FG pct	.371	.319	12/01/15	at Virginia Tech	Wot 81-79	4879
3-pt FG made per game	9.4	6.5	12/05/15	SIU EDWARDSVILLE	w 81-56	6318
FREE THROWS-ATT	213-308	211-311	12/13/15	CHICAGO STATE	w 77-35	6621
Free throw pct	.692	.678	12/15/15	MISSISSIPPI VALLEY S	w 78-48	5704
F-Throws made per game	12.5	12.4	12/19/15	at DePaul	Wot 78-70	6351
REBOUNDS	659	579	12/21/15	SACRED HEART	w 103-67	6574
Rebounds per game	38.8	34.1	12/27/15	LOYOLA (MD.)	w 74-59	6401
Rebounding margin	+4.7	-	* 12/30/15	at Nebraska	w 81-72	14924
ASSISTS	306	248	* 01/02/16	MARYLAND	L 59-72	8117
Assists per game	18.0	14.6	* 01/06/16	OHIO STATE	L 56-65	7439
TURNOVERS	177	180	* 01/09/16	at Minnesota	w 77-52	10436
Turnovers per game	10.4	10.6				
Turnover margin	+0.2	-				
Assist/turnover ratio	1.7	1.4				
STEALS	68	84				
Steals per game	4.0	4.9				
BLOCKS	82	46				
Blocks per game	4.8	2.7				
ATTENDANCE	70891	63377				
Home games-Avg/Game	11-6445	4-9148				
Neutral site-Avg/Game	-	2-13394				

\* - Conference game

Score by Periods	1st	2nd	OT	Totals
Northwestern	582	696	34	1312
Opponents	519	549	21	1089

# 2015-16 NORTHWESTERN BIG TEN STATISTICS

## 2015-16 Northwestern Basketball Northwestern Combined Team Statistics (as of Jan 09, 2016) Conference games

RECORD:	OVERALL	HOME	AWAY	NEUTRAL
ALL GAMES	2-2	0-2	2-0	0-0
CONFERENCE	2-2	0-2	2-0	0-0
NON-CONFERENCE	0-0	0-0	0-0	0-0

#	Player	gp-gs	min	avg	Total		3-Point		F-Throw		Rebounds				pf	dq	a	to	blk	stl	pts	avg
					fg-fga	fg%	3fg-fga	3fg%	ft-fa	ft%	off	def	tot	avg								
30	McIntosh, Bryant	4-4	147	36.8	19-54	.352	3-17	.176	9-11	.818	3	10	13	3.3	7	0	34	11	0	4	50	12.5
05	Pardon, Dererk	4-0	95	23.8	20-31	.645	0-0	.000	10-17	.588	15	17	32	8.0	10	0	2	3	5	2	50	12.5
35	Falzon, Aaron	4-4	112	28.0	15-31	.484	11-24	.458	7-10	.700	5	14	19	4.8	6	0	2	3	2	2	48	12.0
14	Demps, Tre	4-4	146	36.5	18-60	.300	6-26	.231	4-6	.667	1	10	11	2.8	4	0	5	3	0	2	46	11.5
01	van Zegeren, Joey	4-4	62	15.5	10-15	.667	0-0	.000	8-13	.615	6	7	13	3.3	10	0	1	6	2	2	28	7.0
20	Lindsey, Scottie	4-0	74	18.5	9-17	.529	5-12	.417	2-2	1.000	1	10	11	2.8	7	0	5	5	0	4	25	6.3
32	Taphorn, Nathan	4-0	35	8.8	4-6	.667	3-4	.750	2-4	.500	1	4	5	1.3	3	0	1	0	1	0	13	3.3
34	Lumpkin, Sanjay	4-4	94	23.5	2-13	.154	1-8	.125	0-0	.000	8	19	27	6.8	8	0	3	6	2	2	5	1.3
23	Ash, Jordan	4-0	11	2.8	1-2	.500	0-1	.000	2-2	1.000	0	2	2	0.5	2	0	0	0	0	0	4	1.0
44	Skelly, Gavin	4-0	23	5.8	2-5	.400	0-1	.000	0-0	.000	2	4	6	1.5	3	0	1	1	1	0	4	1.0
10	Hall, Charlie	1-0	1	1.0	0-0	.000	0-0	.000	0-0	.000	0	0	0	0.0	0	0	0	0	0	0	0	0.0
Team											9	9	18				4					
Total.....		4	800		100-234	.427	29-93	.312	44-65	.677	51	106	157	39.2	60	0	54	42	13	18	273	68.2
Opponents.....		4	800		97-220	.441	32-93	.344	35-56	.625	28	95	123	30.8	63	1	69	40	20	23	261	65.2

TEAM STATISTICS	NU	OPP	Date	Opponent	Score	Att.
SCORING	273	261	* 12/30/15	at Nebraska	w 81-72	14924
Points per game	68.2	65.2	* 01/02/16	MARYLAND	L 59-72	8117
Scoring margin	+3.0	-	* 01/06/16	OHIO STATE	L 56-65	7439
FIELD GOALS-ATT	100-234	97-220	* 01/09/16	at Minnesota	w 77-52	10436
Field goal pct	.427	.441	* - Conference game			
3 POINT FG-ATT	29-93	32-93				
3-point FG pct	.312	.344				
3-pt FG made per game	7.3	8.0				
FREE THROWS-ATT	44-65	35-56				
Free throw pct	.677	.625				
F-Throws made per game	11.0	8.8				
REBOUNDS	157	123				
Rebounds per game	39.2	30.8				
Rebounding margin	+8.5	-				
ASSISTS	54	69				
Assists per game	13.5	17.3				
TURNOVERS	42	40				
Turnovers per game	10.5	10.0				
Turnover margin	-0.5	-				
Assist/turnover ratio	1.3	1.7				
STEALS	18	23				
Steals per game	4.5	5.8				
BLOCKS	13	20				
Blocks per game	3.3	5.0				
ATTENDANCE	15556	25360				
Home games-Avg/Game	2-7778	2-12680				
Neutral site-Avg/Game	-	0-0				

Score by Periods	1st	2nd	Totals
Northwestern	114	159	273
Opponents	130	131	261

# 2015-16 GAME-BY-GAME STATISTICS

Team	NU Starters	FG-A	Pct.	3FG-A	Pct.	FT-A	Pct.	Reb.	A	TO	B	S	PF	1st	2nd	OT	F
Northwestern	McIntosh, Demps,	29-64	.453	9-29	.310	12-22	.545	45	18	6	5	3	19	32	47	-	79
UMass Lowell	Lumpkin, Falzon, Olah	18-56	.321	8-21	.381	13-20	.650	37	10	12	2	4	22	34	23	-	57
Northwestern	McIntosh, Demps,	27-61	.443	7-26	.269	18-23	.783	33	17	7	2	5	22	39	40	-	79
Fairfield	Lumpkin, Falzon, Olah	24-59	.407	7-25	.280	17-21	.810	41	16	14	3	4	22	29	43	-	72
Northwestern	McIntosh, Demps,	31-59	.525	13-26	.500	8-14	.571	36	19	14	5	3	22	28	46	9	83
Columbia	Lumpkin, Falzon, Olah	26-55	.473	10-24	.417	18-28	.643	31	20	11	0	6	19	35	39	6	80
Northwestern	McIntosh, Demps,	22-52	.423	9-20	.450	16-19	.842	25	14	12	3	7	13	36	33	-	69
vs. North Carolina	Lumpkin, Falzon, Olah	28-62	.452	7-24	.292	17-19	.895	39	21	9	1	5	18	43	37	-	80
Northwestern	McIntosh, Demps,	21-45	.467	10-23	.435	15-23	.652	33	15	14	1	6	20	38	29	-	67
vs. Missouri	Lumpkin, Falzon, Olah	23-60	.383	5-18	.278	11-17	.647	33	15	9	1	7	23	24	38	-	62
Northwestern	McIntosh, Demps,	32-58	.552	12-26	.462	14-15	.933	40	22	16	10	6	22	48	42	-	90
New Orleans	Lumpkin, Falzon, Olah	18-48	.375	4-9	.444	23-33	.697	24	13	15	3	6	17	25	38	-	63
Northwestern	McIntosh, Demps,	32-67	.478	10-26	.385	7-11	.636	36	15	12	5	5	21	45	28	8	81
at Virginia Tech	Lumpkin, Lindsey, Olah	27-66	.409	7-17	.412	18-23	.783	42	10	12	2	4	15	36	37	6	79
Northwestern	McIntosh, Demps,	30-58	.517	9-22	.409	12-23	.522	45	24	10	11	2	20	35	46	-	81
SIU Edwardsville	Lumpkin, Lindsey, Olah	20-58	.345	5-12	.417	11-16	.688	31	14	7	5	2	24	26	30	-	56
Northwestern	McIntosh, Demps,	29-56	.518	15-36	.417	4-9	.444	41	24	8	8	3	11	31	46	-	77
Chicago State	Lumpkin, Lindsey, Olah	15-60	.250	1-19	.053	4-7	.571	35	6	13	1	4	11	15	20	-	35
Northwestern	McIntosh, Demps,	26-60	.433	7-28	.250	19-27	.704	53	21	11	10	4	19	37	41	-	78
Miss. Valley State	Lumpkin, Falzon, Olah	20-69	.290	2-13	.154	6-15	.400	42	11	10	4	8	22	27	21	-	48
Northwestern	McIntosh, Demps,	27-69	.391	6-27	.222	18-21	.857	46	16	5	2	1	24	29	32	17	78
at DePaul	Lumpkin, Falzon, Olah	23-66	.348	7-23	.304	17-25	.680	45	13	8	2	1	20	30	31	9	70
Northwestern	McIntosh, Demps,	36-59	.610	15-29	.517	16-19	.842	36	30	10	1	3	23	48	55	-	103
Sacred Heart	Lumpkin, Falzon, Olah	22-55	.400	10-24	.417	13-21	.619	26	14	13	0	3	18	32	35	-	67
Northwestern	McIntosh, Demps,	28-52	.538	8-17	.471	10-17	.588	33	17	10	6	2	9	22	52	-	74
Loyola (Md.)	Lumpkin, Falzon, van Zeg.	23-57	.404	5-23	.217	8-10	.800	30	16	7	2	7	19	33	26	-	59
Northwestern	McIntosh, Demps,	29-58	.500	10-23	.435	13-17	.765	40	14	7	1	3	11	35	46	-	81
at Nebraska	Lumpkin, Falzon, van Zeg.	27-60	.450	11-26	.423	7-8	.875	25	18	6	3	3	16	38	34	-	72
Northwestern	McIntosh, Demps,	22-59	.373	2-20	.100	13-22	.591	40	11	12	2	7	16	20	39	-	59
Maryland	Lumpkin, Falzon, van Zeg.	27-58	.466	11-31	.355	7-12	.583	37	21	11	9	9	20	40	32	-	72
Northwestern	McIntosh, Demps,	21-67	.313	6-25	.240	8-15	.533	44	11	10	7	2	20	27	29	-	56
Ohio State	Lumpkin, Falzon, van Zeg.	25-56	.446	5-18	.278	10-22	.455	44	18	12	6	7	14	26	39	-	65
Northwestern	McIntosh, Demps,	28-50	.560	11-25	.440	10-11	.909	33	18	13	3	6	13	32	45	-	77
at Minnesota	Lumpkin, Falzon, van Zeg.	18-46	.391	5-18	.278	11-14	.786	17	12	11	2	4	13	26	26	-	52

## 30+ POINT GAMES

	SEASON	CAREER
Bryant McIntosh	2	2

## 20+ POINT SCORING GAMES

	SEASON	CAREER
Tre Demps	3	10
Alex Olah	4	9
Bryant McIntosh	3	5
Aaron Falzon	2	2
Scottie Lindsey	1	1
Dererk Pardon	1	1

## 10+ REBOUND GAMES

	SEASON	CAREER
Alex Olah	2	13
Sanjay Lumpkin	2	7
Dererk Pardon	2	2
Vic Law	0	1

## 10+ ASSIST GAMES

	SEASON	CAREER
Bryant McIntosh	2	2

## DOUBLE-DOUBLES

	SEASON	CAREER
Alex Olah	2	10
Sanjay Lumpkin	0	3
Dererk Pardon	1	1
Vic Law	0	1



## SEASON HIGHS AND LOWS

### NORTHWESTERN HIGHS

POINTS	103	Sacred Heart (12/21/15)
FIELD GOALS MADE	36	Sacred Heart (12/21/15)
FIELD GOAL ATTEMPTS	69	DePaul (12/19/15)
FIELD GOAL PERCENTAGE	.610 (36-59)	Sacred Heart (12/21/15)
3 PT FIELD GOALS MADE	15	Sacred Heart (12/21/15)
	15	Chicago State (12/13/15)
3 PT FG ATTEMPTS	36	Chicago State (12/13/15)
3 PT FG PERCENTAGE	.517 (15-29)	Sacred Heart (12/21/15)
FREE THROWS MADE	19	Miss. Valley State (12/15/15)
FREE THROW ATTEMPTS	27	Miss. Valley State (12/15/15)
FREE THROW PERCENTAGE	.933 (14-15)	New Orleans (11/28/15)
REBOUNDS	53	Miss. Valley State (12/15/15)
ASSISTS	24	Chicago State (12/13/15)
	24	SIU Edwardsville (12/5/15)
STEALS	7	Maryland (1/2/16)
	7	North Carolina (11/23/15)
BLOCKED SHOTS	11	SIU Edwardsville (12/5/15)
TURNOVERS	16	New Orleans (11/28/15)
FOULS	24	DePaul (12/19/15)
	24	New Orleans (11/28/15)

### NORTHWESTERN LOWS

POINTS	56	Ohio State (1/6/16)
FIELD GOALS MADE	21	Ohio State (1/6/16)
	21	Missouri (11/24/15)
FIELD GOAL ATTEMPTS	45	Missouri (11/24/15)
FIELD GOAL PERCENTAGE	.313 (21-67)	Ohio State (1/6/16)
3 PT FIELD GOALS MADE	2	Maryland (1/2/16)
3 PT FG ATTEMPTS	17	Loyola (Md.) (12/27/15)
3 PT FG PERCENTAGE	.100 (2-20)	Maryland (1/2/16)
FREE THROWS MADE	4	Chicago State (12/13/15)
FREE THROW ATTEMPTS	9	Chicago State (12/13/15)
FREE THROW PERCENTAGE	.444 (4-9)	Chicago State (12/13/15)
REBOUNDS	25	North Carolina (11/23/15)
ASSISTS	11	Ohio State (1/6/16)
	11	Maryland (1/2/16)
STEALS	1	DePaul (12/19/15)
BLOCKED SHOTS	1	three times
TURNOVERS	5	DePaul (12/19/15)
FOULS	9	Loyola (Md.) (12/27/15)

### NORTHWESTERN PLAYER HIGHS

POINTS	33	Bryant McIntosh - Loyola (12/27/15)
FIELD GOALS MADE	11	three times
FIELD GOAL ATTEMPTS	21	Tre Demps - Virginia Tech (12/1/15)
3 PT FG MADE	6	Aaron Falzon - Minnesota (1/9/16)
	6	Scottie Lindsey - New Orleans (11/28/15)
3 PT FG ATTEMPTS	10	Tre Demps - Chicago State (12/13/15)
	10	Aaron Falzon - SIU Edwardsville (12/5/15)
FREE THROWS MADE	8	Bryant McIntosh - Loyola (12/27/15)
	8	Bryant McIntosh - N. Carolina (11/23/15)
FREE THROW ATT.	9	Bryant McIntosh - Loyola (12/27/15)
	9	Bryant McIntosh - N. Carolina (11/23/15)
REBOUNDS	14	Dererk Pardon - Ohio State (1/6/16)
ASSISTS	11	Bryant McIntosh - Minnesota (1/9/16)
STEALS	4	Bryant McIntosh - Fairfield (11/18/15)
BLOCKED SHOTS	6	Alex Olah - New Orleans (11/28/15)

### OPPONENT HIGHS

POINTS	80	Columbia (11/20/15)
	80	North Carolina (11/23/15)
FIELD GOALS MADE	28	North Carolina (11/23/15)
FIELD GOAL ATTEMPTS	69	Miss. Valley State (12/15/15)
FIELD GOAL PERCENTAGE	.473 (26-55)	Columbia (11/20/15)
3 PT FIELD GOALS MADE	11	Maryland (1/2/16)
	11	Nebraska (12/30/15)
3 PT FG ATTEMPTS	31	Maryland (1/2/16)
3 PT FG PERCENTAGE	.444 (4-9)	New Orleans (11/28/15)
FREE THROWS MADE	23	New Orleans (11/28/15)
FREE THROW ATTEMPTS	33	New Orleans (11/28/15)
FREE THROW PERCENTAGE	.895 (17-19)	North Carolina (11/23/15)
REBOUNDS	45	DePaul (12/19/15)
ASSISTS	21	Maryland (1/2/16)
	21	North Carolina (11/23/15)
STEALS	9	Maryland (1/2/16)
BLOCKED SHOTS	9	Maryland (1/2/16)
TURNOVERS	15	New Orleans (11/28/15)
FOULS	24	SIU Edwardsville (12/5/15)

### OPPONENT LOWS

POINTS	35	Chicago State (12/13/15)
FIELD GOALS MADE	15	Chicago State (12/13/15)
FIELD GOAL ATTEMPTS	46	Minnesota (1/9/16)
FIELD GOAL PERCENTAGE	.250 (15-60)	Chicago State (12/13/15)
3 PT FIELD GOALS MADE	1	Chicago State (12/13/15)
3 PT FG ATTEMPTS	9	New Orleans (11/28/15)
3 PT FG PERCENTAGE	.053 (1-19)	Chicago State (12/13/15)
FREE THROWS MADE	4	Chicago State (12/13/15)
FREE THROW ATTEMPTS	7	Chicago State (12/13/15)
FREE THROW PERCENTAGE	.400 (6-15)	Miss. Valley State (12/15/15)
REBOUNDS	17	Minnesota (1/9/16)
ASSISTS	6	Chicago State (12/13/15)
STEALS	1	DePaul (12/19/15)
BLOCKED SHOTS	0	Sacred Heart (12/21/15)
	0	Columbia (11/20/15)
TURNOVERS	6	Nebraska (12/30/15)
FOULS	11	Chicago State (12/13/15)

### OPPONENT PLAYER HIGHS

POINTS	26	Cane Broome - Sacred Heart (12/21/15)
FIELD GOALS MADE	9	Cane Broome - Sacred Heart (12/21/15)
FIELD GOAL ATTEMPTS	20	Cane Broome - Sacred Heart (12/21/15)
3 PT FG MADE	5	four times
3 PT FG ATTEMPTS	12	Melo Trimble - Maryland (1/2/16)
FREE THROWS MADE	8	Myke Henry - DePaul (12/19/15)
FREE THROW ATT.	10	Myke Henry - DePaul (12/19/15)
REBOUNDS	13	Chris Clarke - Virginia Tech (12/1/15)
	13	Justin Jackson - North Carolina (11/23/15)
ASSISTS	8	Melo Trimble - Maryland (1/2/16)
	8	Theo Pinson - North Carolina (11/23/15)
STEALS	4	Maodo Lo - Columbia (11/20/15)
BLOCKED SHOTS	3	Terrence Phillips - Missouri (11/24/15)
		three times

## Game 1

### NU 79, UMass Lowell 57

#### Nov. 13, 2015 • Evanston, Ill.

Alex Olah poured in 21 points and 12 rebounds, Aaron Falzon scored 20 points and Northwestern limited UMass Lowell to 32 percent shooting on the way to a 79-57 victory at Welsh-Ryan Arena. Sanjay Lumpkin matched a career high with 12 rebounds and Bryant McIntosh dished out a game-high eight assists. The Wildcats overcame a slow start, shooting 59 percent in the second half, including 8-of-16 from beyond the arc. After missing their first seven shots of the game, the River Hawks hit six straight field goal attempts and took a 25-16 lead as the 'Cats missed their first 11 3-point attempts. But NU battled back and when McIntosh hit a jumper as the half expired, the 'Cats headed into the break down 34-32. Just before the 18-minute mark, Tre Demps nailed his first 3-pointer of the game, giving the 'Cats a 38-35 lead. They extended their lead to 45-39 behind five quick points from McIntosh and a 3-pointer from Nathan Taphorn. Northwestern's 3-point barrage continued with Falzon's second of the game, then McIntosh and Taphorn knocked down threes on back-to-back plays to stretch Northwestern's lead to 61-50, its first double-digit advantage of the game. Falzon stayed red-hot, hitting a pair of threes, grabbing an offensive rebound for an easy putback layup and assisting on an Olah layup – all within a span of just over three minutes. Northwestern ended on a 24-7 run, scoring from all over the court. The 'Cats finished with a 38-14 advantage on points in the paint but scored more than half its second-half points—24 of 47—on 3-pointers. NU did a good job taking care of the basketball, committing only six turnovers while handing out 18 assists. Falzon's point total was the most ever by a Northwestern freshman in his collegiate debut.

#### UMass Lowell 57 • 0-1

#	Player	Total	FG-FGA	FG-FGA	FT-FTA	Off Def Tot	PF	TP	A	O	Bk	Stl	Min
12	THOMAS, Jahad	f	4-13	0-0	0-0	2 6 8	2	8	3	4	1	0	28
12	GANTZ, Josh	f	3-7	0-3	0-0	0 3 3	4	6	0	1	1	0	18
1	HAYES II, Keith	g	0-5	0-2	4-6	0 4 4	1	4	1	0	0	1	21
22	HARRIS, Matt	g	2-7	1-4	1-2	1 4 5	0	6	2	0	0	0	24
4	JONES, Ryan	g	1-6	1-1	0-0	1 3 4	0	1	3	0	1	0	23
11	WHITE, Isaac	g	3-5	3-5	6-7	0 2 2	3	15	1	1	0	0	25
2	SHEA, Jordan	g	0-0	0-0	0-0	0 0 0	0	0	0	0	0	0	1
23	MLACHNIK, DJ	g	0-0	0-0	0-0	0 2 2	1	0	1	0	0	0	8
23	PRIMERANO, Logan	g	0-1	0-1	1-2	0 0 0	3	1	1	1	0	1	9
24	LIVINGSTON, Tyler	g	3-5	3-4	0-0	1 2 3	3	9	1	2	0	1	20
30	CORNELIUS, Mark	g	1-1	0-0	0-0	1 1 0	2	0	0	0	0	1	10
5	SMITH, Dontavious	g	1-6	0-0	1-3	2 0 2	3	3	0	1	0	1	13
Team						1 3							
Totals		18-56	8-21	13-20	6-9	28 37	22	57	10	12	2	4	200

FG % 1st Half: 11-24 45.8% 2nd half: 7-32 21.9% Game: 18-56 32.1% Deathball  
3FG % 1st Half: 5-13 38.5% 2nd half: 3-8 37.5% Game: 8-21 38.1% Rebounds  
FT % 1st Half: 7-9 77.8% 2nd half: 6-11 54.5% Game: 13-20 65.0% 3.1

#### Northwestern 79 • 1-0

#	Player	Total	FG-FGA	FG-FGA	FT-FTA	Off Def Tot	PF	TP	A	O	Bk	Stl	Min
34	Lumpkin, Sanjay	f	0-2	0-1	0-0	1 11 12	4	0	3	0	0	0	24
22	Falzon, Aaron	f	8-11	4-6	0-0	2 1 3	4	20	1	0	0	0	22
22	Olah, Alex	c	7-11	0-1	7-8	2 10 12	1	21	1	2	0	0	30
14	Demps, Tre	g	3-9	1-5	3-4	0 1 1	0	10	3	0	0	0	36
30	McIntosh, Bryant	g	5-13	2-6	0-0	2 2 2	1	12	8	2	0	0	36
1	van Zegeren, Joey	g	0-1	0-0	1-5	2 2 4	2	1	0	0	1	1	10
10	Hall, Charlie	g	0-0	0-0	0-0	0 0 0	0	0	0	0	0	0	1
20	Lindsey, Scottie	g	3-9	0-4	1-4	2 1 3	3	7	1	1	1	2	21
23	Ash, Jordan	g	0-0	0-0	0-0	0 0 0	0	0	0	0	0	0	2
23	Taphorn, Nathan	g	3-7	2-6	0-0	2 1 3	4	8	1	1	1	0	14
4	Skelly, Gavin	g	0-1	0-0	0-1	2 2 4	0	0	1	0	0	1	4
Team						0 1 1							
Totals		29-64	9-29	12-22	13	32 45	19	79	18	6	5	3	200

FG % 1st Half: 12-35 34.3% 2nd half: 17-29 58.6% Game: 29-64 45.3% Deathball  
3FG % 1st Half: 1-13 7.7% 2nd half: 8-16 50.0% Game: 9-29 31.0% Rebounds  
FT % 1st Half: 7-16 43.8% 2nd half: 8-13 61.5% Game: 12-22 54.5% 3.1

Officials: Lamont Simpson, Dan Dorian, Bobby Daw  
Technical fouls: UMass Lowell-None, Northwestern-Scottie.  
Attendance: 6011

Score by periods	1st	2nd	Total
UMass Lowell	34	23	57
Northwestern	32	47	79

Last FG - UML 2nd-01:20, NU 2nd-02:25.  
Largest lead - UML by 9 1st-05:00, NU by 27 2nd-02:25.  
UML led for 09:46, NU led for 25:52. Game was tied for 04:22.

Score tied - 4 times.  
Lead changed - 2 times.

## Game 2

### NU 79, Fairfield 72

#### Nov. 18, 2015 • Evanston, Ill.

Bryant McIntosh scored a game-high 20 points, including 14 in the second half, and four Wildcats scored in double figures as Northwestern held off a second-half push by visiting Fairfield to secure a 79-72 victory at Welsh-Ryan Arena. The Wildcats jumped out to an early 13-6 lead behind three 3-pointers in as many attempts by freshman Aaron Falzon. The hot start gave Falzon seven consecutive makes from beyond the arch spanning two games. A 3-pointer by McIntosh pushed Northwestern's advantage to 27-14, but Fairfield went on an 8-0 run to cut their deficit to five. The 'Cats eventually took a 39-29 halftime lead as it forced 10 turnovers by the Stags that they converted into 16 points. The Wildcats stretched their lead to as much as 16 when Scottie Lindsey's 3-pointer pushed the score to 57-41 with 13 minutes remaining, but a 17-4 Fairfield run closed the gap to three. The Stags were within three points on four separate occasions, including trailing 68-65 with under three minutes remaining. However, McIntosh hit a jumper in the lane and then converted a three-point play with under a minute left to seal the win for NU. Tre Demps contributed 14 points and Falzon pitched in with 13 for the Wildcats to help them improve to 2-0. In addition to his 20-point performance, McIntosh contributed 5 rebounds, 5 assists and a career-best 4 steals. Northwestern committed only 7 turnovers in the contest while forcing Fairfield into 14 miscues that the 'Cats turned into 23 points.

#### Fairfield 72 • 0-3

#	Player	Total	FG-FGA	FG-FGA	FT-FTA	Off Def Tot	PF	TP	A	O	Bk	Stl	Min
13	Kasibabu, Jonathan	f	3-5	1-2	5-6	4 1 5	4	12	1	2	1	0	20
14	Gilbert, Marcus	f	7-14	2-4	2-2	1 10 11	3	18	1	5	1	1	37
5	King Jr., Scott	f	1-4	1-3	0-0	0 0 0	1	3	1	2	0	0	12
1	Segura, Jerome	g	3-8	0-2	0-1	0 4 4	3	6	5	3	0	0	30
3	Nelson, Tyler	g	3-12	0-7	5-5	0 0 0	1	11	5	1	0	1	35
33	Cobb, Curtis	g	5-9	3-5	0-1	2 5 7	3	13	3	1	0	1	33
4	Millin, Matija	g	1-4	0-2	3-4	1 3 4	5	5	0	0	0	0	14
36	Johnson, Coleman	g	1-3	0-0	2-2	3 1 4	2	4	0	0	1	1	17
40	Degnan, Kevin	g	0-0	0-0	0-0	0 0 0	0	0	0	0	0	0	2
Team						4 2 6							
Totals		24-59	7-25	17-21	15	26 41	22	72	16	14	3	4	200

FG % 1st Half: 12-28 42.9% 2nd half: 12-31 38.7% Game: 24-59 40.7% Deathball  
3FG % 1st Half: 5-13 38.5% 2nd half: 12-22 54.5% Game: 17-25 67.7% Rebounds  
FT % 1st Half: 0-2 0.0% 2nd half: 17-19 89.5% Game: 17-21 81.0% 1

#### Northwestern 79 • 2-0

#	Player	Total	FG-FGA	FG-FGA	FT-FTA	Off Def Tot	PF	TP	A	O	Bk	Stl	Min
34	Lumpkin, Sanjay	f	2-2	0-0	1-1	4 3 7	3	5	4	0	0	1	30
35	Falzon, Aaron	f	5-10	3-7	0-0	1 2 3	1	13	1	0	0	0	27
22	Olah, Alex	c	4-6	0-0	3-4	1 4 5	4	11	1	4	1	0	27
14	Demps, Tre	g	4-16	0-7	6-8	0 2 2	2	14	3	1	0	0	39
30	McIntosh, Bryant	g	8-13	2-4	2-2	0 5 5	4	20	5	1	0	4	31
1	van Zegeren, Joey	g	2-3	0-0	2-3	2 0 2	4	6	0	0	1	0	12
20	Lindsey, Scottie	g	2-7	2-4	2-2	0 3 3	1	8	2	0	0	0	18
23	Ash, Jordan	g	0-0	0-0	0-0	0 0 0	0	0	0	0	0	0	0
23	Taphorn, Nathan	g	0-3	0-3	2-3	0 1 1	3	2	1	1	0	0	13
Team						2 3 5							
Totals		27-61	7-26	18-23	10	23 33	22	79	17	7	2	5	200

FG % 1st Half: 13-30 43.3% 2nd half: 14-31 45.2% Game: 27-61 44.3% Deathball  
3FG % 1st Half: 5-15 33.3% 2nd half: 2-11 18.2% Game: 7-26 26.9% Rebounds  
FT % 1st Half: 8-10 80.0% 2nd half: 10-13 76.9% Game: 18-23 78.3% 3

Officials: Ted Valentine, Bill Ek, Eric Curry  
Technical fouls: Fairfield-None, Northwestern-TEAM.  
Attendance: 5574

Score by periods	1st	2nd	Total
Fairfield	29	43	72
Northwestern	39	40	79

Last FG - FFD 2nd-00:16, NU 2nd-00:52.  
Largest lead - FFD by 3 1st-16:18, NU by 16 2nd-14:40.  
FFD led for 00:23, NU led for 38:09. Game was tied for 01:17.

Score tied - 1 time.  
Lead changed - 1 time.

## Game 3

### NU 83, Columbia 80 (OT)

#### Nov. 20, 2015 • Evanston, Ill.

Sophomore guard Bryant McIntosh scored a career-high 32 points while handing out 6 assists to help lead Northwestern to an 83-80 comeback win in overtime over Columbia at Welsh-Ryan Arena. Tre Demps added 22 points and 6 assists to the Wildcats' charge. The visiting Lions were red-hot from 3-point range to start the game, hitting seven of their first 11 shots from behind the arch. Columbia surged out to a 17-5 lead and the advantage was still 12, 25-13, just beyond the midway point of the opening half. Down 11, Northwestern finally got things going offensively, tallying 11 straight points to tie the game but Columbia ended the half on a 9-2 run to take a 35-28 lead at halftime. The Lions seemed to have an answer every time that the 'Cats appeared primed to make a charge. Things didn't look good for NU trailing by eight, 71-63, following a layup by Maodo Lo with 3:39 remaining. However, the hosts weren't willing to go away. A basket by McIntosh followed by a 3-pointer Aaron Falzon got Northwestern within three with three minutes still remaining. Columbia went back up by six, but a jumper by Tre Demps and a dunk by Gavin Skelly preceded McIntosh's game-tying baseline jumper with 40 seconds remaining to force overtime. In the extra session, a free throw by Falzon with 3:36 to go gave Northwestern its first lead of the game. NU's advantage was 77-76 before Demps nailed a triple to stretch the lead to four with a minute left. Columbia had one last chance after taking a timeout with 2.8 seconds remaining, but Alex Rosenberg wasn't able to get off a potential game-tying 3-point attempt at the buzzer.

#### Columbia 80 • 1-2

#	Player	Total	FG-FGA	FG-FGA	FT-FTA	Off Def Tot	PF	TP	A	O	Bk	Stl	Min
13	Rosenberg, Alex	f	6-13	2-5	3-7	3 2 5	0	17	4	1	0	1	41
13	Petrusek, Luke	f	4-11	1-3	6-9	3 8 11	3	8	2	1	0	0	39
12	Lo, Maodo	g	4-9	1-3	0-0	0 1 1	4	9	3	1	0	4	26
2	Cohen, Isaac	g	2-4	0-2	0-0	1 2 3	1	4	1	3	0	0	30
3	Mullins, Grant	g	6-10	4-7	6-6	0 4 4	5	22	6	2	0	0	38
6	Castlin, Kyle	g	3-6	2-3	3-6	2 5 7	2	11	2	1	0	1	33
1	Coby, Jeff	g	0-0	0-0	0-0	0 1 1	2	0	0	0	0	0	6
10	Adlesh, Quinton	g	0-0	0-0	0-0	0 0 0	0	0	0	0	0	0	1
23	McComber, Chris	g	0-1	0-1	0-0	0 0 0	3	0	0	0	0	0	3
5	Davis, CJ	g	1-1	0-0	0-0	0 0 0	0	2	0	0	0	0	5
2	Voss, Connor	g	0-0	0-0	0-0	0 0 0	0	0	0	0	0	0	3
Team						1 1 2							
Totals		26-55	10-24	18-28	10	21 31	80	20	11	0	6	22	225

FG % 1st Half: 13-27 48.1% 2nd half: 13-26 50.0% OT: 0-2 0.0% Game: 26-55 47.3% Deathball  
3FG % 1st Half: 7-17 41.2% 2nd half: 3-6 50.0% OT: 0-1 0.0% Game: 10-24 41.7% Rebounds  
FT % 1st Half: 2-4 50.0% 2nd half: 10-16 62.5% OT: 0-8 75.0% Game: 18-28 64.3% 5

#### Northwestern 83 • 3-0

#	Player	Total	FG-FGA	FG-FGA	FT-FTA	Off Def Tot	PF	TP	A	O	Bk	Stl	Min
34	Lumpkin, Sanjay	f	1-3	1-3	0-0	0 2 2	5	3	2	0	1	1	24
35	Falzon, Aaron	f	1-7	1-5	2-5	1 2 3	4	5	0	1	0	0	32
22	Olah, Alex	c	4-6	0-0	0-1	4 3 7	5	8	2	1	1	0	35
14	Demps, Tre	g	9-19	4-8	0-1	0 4 4	0	22	6	2	0	0	45
30	McIntosh, Bryant	g	11-17	5-6	5-6	0 3 3	1	32	6	5	0	0	43
1	van Zegeren, Joey	g	1-1	0-0	0-0	4 2 6	3	2	1	4	0	1	10
20	Lindsey, Scottie	g	0-1	0-1	0-0	0 0 0	0	0	0	1	1	0	7
23	Ash, Jordan	g	0-0	0-0	0-0	0 0 0	0	0	0	0	0	0	0
22	Taphorn, Nathan	g	2-3	2-3	0-0	0 0 0	1	2	2	0	0	0	14
44	Skelly, Gavin	g	2-2	0-0	1-1	2 3 5	1	5	0	0	2	1	15
Team						1 2 3							
Totals		31-59	13-26	18-14	12	24 36	22	83	19	14	5	3	225

FG % 1st Half: 11-24 45.8% 2nd half: 18-29 62.1% OT: 2-6 33.3% Game: 31-59 52.5% Deathball  
3FG % 1st Half: 6

## Game 4

#9/8 North Carolina 80, NU 69  
Nov. 23, 2015 • Kansas City, Mo.

Northwestern gave No. 9/8 North Carolina all it could handle in the first half, but the Wildcats eventually succumbed to the Tar Heels, 80-69, at the CBE Hall of Fame Classic at Sprint Center. Tre Demps led NU with 21 points, while Bryant McIntosh dished out a career-high nine assists. The Wildcats got off to a good start offensively as they hit four of their first five field goal attempts and trailed only by a point, 9-8, three minutes into the contest. A 9-0 run by the Tar Heels extended their lead to 10, but three consecutive 3-pointers by Scottie Lindsey, Aaron Falzon and Demps got NU within one, 18-17. The Wildcats eventually tied the game at the 7:08 mark when Alex Olah hit a hook in the lane and was fouled. His free throw knotted the score at 27-27. Lindsey, who scored 9 first-half points off the bench, gave Northwestern its first lead of the game when he followed by drilling his second triple of the half. When Lindsey later converted a three-point play, the Wildcats increased their advantage to 35-29 with four minutes left in the half. However, the Tar Heels ended the stanza on a 14-1 run to take a 43-36 lead at the break. After being limited to 3 points in the first half, Demps caught fire early in the second stanza to keep the Wildcats in the game. He scored 10 points in the first 2:35 of the half as Northwestern closed to within 48-46. UNC would gain some cushion with a 12-2 run that extended its lead to 60-48 with 13 minutes remaining. The Tar Heels' lead eventually grew to 20 before the Wildcats attempted to mount a comeback. McIntosh's three-point play with 6:24 to go got NU within 71-58. A 3-pointer by Demps made it 75-64 with 3:39 remaining, but the 'Cats were unable to get closer than nine the rest of the way.

## Northwestern 69 • 3-1

#	Player	F	C	g	Total		3-Ptr		Rebounds		PF	TP	A	T	Blk	Stl	Min
					FG	FGA	FT	FTA	Off	Def							
34	Lumpkin, Sanjay	f	1-3	0-2	2-2	2	4	5	2	4	0	2	0	1	25		
35	Falzon, Aaron	f	1-5	1-3	1-2	2	0	2	1	4	0	0	0	1	25		
22	Olah, Alex	c	4-5	1-1	1-1	1	3	4	1	10	1	1	1	0	27		
14	Demps, Tre	g	7-16	4-7	3-4	0	3	3	2	21	3	2	0	1	37		
30	McIntosh, Bryant	g	3-15	0-2	8-9	0	2	2	14	9	4	0	1	36			
01	van Zegeren, Joey	g	1-1	0-0	0-0	0	2	2	3	2	0	1	1	1	13		
20	Lindsey, Scottie	g	4-5	2-3	1-1	0	1	1	2	11	0	2	1	1	25		
23	Ash, Jordan	g	0-1	0-1	0-0	0	1	0	1	10	0	0	0	1	7		
32	Taphorn, Nathan	g	1-1	0-1	0-0	0	0	2	3	0	0	0	0	0	5		
Team								2 3									
Totals		22-52		9-20	16-19	6	19	25	13	69	14	12	3	7	200		
FG % 1st Half:		13-28 46.4%		2nd half:		9-24 37.5%		Game:		22-52 42.3%		Deadball		Rebounds 1.2			
3FG % 1st Half:		5-11 45.5%		2nd half:		4-9 44.4%		Game:		9-20 45.0%							
FT % 1st Half:		5-6 83.3%		2nd half:		11-13 84.6%		Game:		16-19 84.2%							

## North Carolina 80 • 4-1

#	Player	Pos	Total		3-Ptr	Rebounds		PF	TP	A	T	Blk	Stl	Min	
			FG	FGA		FT	FTA								
03	Kennedy Meeks	f	4-6	0-0	4-4	1	1	2	4	12	3	0	0	2	21
11	Brice Johnson	f	4-6	0-0	2-2	2	9	11	1	10	1	0	0	1	29
04	Justin Jackson	f	8-15	1-3	4-4	6	7	13	2	21	4	2	0	0	35
01	Theo Pinson	g	3-7	3-7	1-3	1	4	5	2	10	8	4	0	1	29
02	Joel Berry II	g	5-12	2-7	0-0	0	2	2	12	3	0	0	0	1	34
00	Nate Britt	g	1-7	1-5	2-2	0	1	2	5	1	1	0	1	0	17
04	Kenrick Hicks	g	3-5	0-0	4-4	2	2	4	1	10	1	2	1	0	23
24	Kenny Williams	g	0-2	0-2	0-0	0	0	0	2	0	0	0	0	0	6
32	Luke Maye	g	0-0	0-0	0-0	0	0	0	0	0	0	0	0	0	5
42	Joe James	g	0-1	0-0	0-0	0	0	0	2	0	0	0	0	0	1
	Team					1	0	1							
Totals			28-62	7-24	17-19	13	26	39	18	80	21	9	1	5	200

Officials: Mike Roberts, Gerry Pollard, Michael Stephens  
Technical fouls: Northwestern-None. North Carolina-None.  
Attendance: 13,598  
CBE Hall of Fame Semifinal #2

Score by periods		1st	2nd	Total
Northwestern		36	33	69
North Carolina		43	37	80

Last FG - NU 2nd-00:50, NC 2nd-03:29.  
Largest lead - NU by 1-04:02, NC by 20-08:42.  
NU led for 03:06. NC led for 34:55. Game was tied for 01:27.

Points In Off 2nd Fast  
NU 22 11 8 7 15  
NC 30 15 10 12 15

Score tied - 1 time.  
Lead changed - 12 times.

## Game 5

NU 67, Missouri 62  
Nov. 24, 2015 • Kansas City, Mo.

Northwestern put together a stellar first half and then held on late to defeat Missouri 67-62 at the CBE Hall of Fame Classic at Sprint Center. Bryant McIntosh and Tre Demps led the Wildcats with 13 points apiece, while Scottie Lindsey dished out a career-high 7 assists. McIntosh came out on fire as he scored each of Northwestern's first 11 points, including drilling each of his first three 3-point attempts in helping the Wildcats jump out to an 18-7 lead eight minutes into the contest. NU didn't let up, though. Jordan Ash, Aaron Falzon and Sanjay Lumpkin each knocked down triples of their own as the lead grew to 31-11 thanks to a 22-4 run. The Wildcats would eventually take a 38-24 halftime lead. Missouri continued to cut into the lead early in the second half as it scored the first five points of the period to trim the Northwestern lead to nine, 38-29. The 'Cats continued to shoot the ball well from 3-point range as triples by Lumpkin and Lindsey made it 44-31. The Tigers continued to battle back, however, closing to within six points on two free throws by Jakeenan Grant with 9:56 remaining. The lead was still six with just over eight minutes left when Demps completed a three-point play to extend the lead to nine. Missouri continued to chip away, getting within 60-55 on a three-point play by Terrence Phillips with 5:32 left. NU was up four when Lumpkin and Olah each hit one of two from the charity stripe before Olah hit a pair to put the 'Cats up 65-57 with 2:07 remaining. But again, Missouri charged back and had a chance to make it a two-point game with 33.6 seconds remaining. Kevin Puryear could only make one of two from the free throw line and Northwestern sealed the game from the line at the other end.

## Northwestern 67 • 4-1

#	Player	Total		3-Ptr	Rebounds		PF	TP	A	To	Blk	Stl	Min		
		FG	FGA		FT	FTA									
34	Lumpkin, Sanjay	f	2-4	2-3	3-6	0 2	2	4	9	0	2	0	26		
35	Falzon, Aaron	f	1-6	1-6	0-0	1 5	6	1	3	2	0	0	21		
22	Olah, Alex	c	2-7	1-2	3-5	2 4	6	3	8	0	1	0	25		
14	Demps, Tre	g	5-9	1-2	2-3	0 4	4	0	16	4	1	1	37		
30	McIntosh, Bryant	g	5-8	3-4	0-0	0 3	5	13	2	3	0	0	28		
01	van Zegeren, Joey	g	3-3	0-0	2-4	1 4	5	2	8	0	3	1	15		
20	Lindsey, Scottie	g	1-6	1-5	0-0	0 1	1	3	7	1	0	0	25		
23	Ash, Jordan	g	1-1	0-0	0-0	0 1	0	0	3	0	0	0	6		
44	Skelly, Gavin	g	1-1	0-0	5-5	0 3	3	7	2	1	0	1	17		
Team						1 2									
Totals		21-45		10-23	15-23	5 28	33	20	67	15	14	1 6	200		
FG % 1st Half:		13-25 52.0%		2nd half:		8-20 40.0%		Game:		21-45 46.7%		Deadball		Rebounds 3.1	
3FG % 1st Half:		7-15 46.7%		2nd half:		3-8 37.5%		Game:		10-23 43.5%					
FT % 1st Half:		5-7 71.4%		2nd half:		14-16 87.5%		Game:		15-23 65.2%					

## Missouri 62 • 2-3

#	Player	Total		3-Ptr	Rebounds		PF	TP	A	T	Blk	Stl	Min	
		FG	FGA		FT	FTA								
24	PURYEAR, Kevin	f	6-11	0-2	2-4	1 3	4	1	14	1	2	0	29	
01	ROSBURG, Ryan	f	4-10	0-0	0-3	6 9	3	8	0	1	0	0	28	
01	PHILLIPS, Terrence	g	6-11	3-6	1-1	0 6	6	16	4	4	1	1	31	
12	WRIGHT, Nannon	g	2-6	0-2	4-4	1 2	0	8	3	1	0	0	31	
15	CLARK, Wes	g	1-11	1-3	2-2	1 3	4	3	5	4	1	0	31	
04	ISABELL, Trmainie	g	1-4	0-1	0-0	0 1	1	2	0	0	0	0	8	
05	ALLEN, D'Angelo	g	1-1	0-0	0-0	0 0	0	2	1	0	0	0	5	
10	WALTON, K.J.	g	0-1	0-0	0-0	0 0	2	0	1	0	0	0	5	
23	GANT, Jakeenan	g	1-1	0-0	2-3	1 0	1	3	4	0	0	0	5	
25	WOODS, Russell	g	0-0	0-0	0-0	0 1	1	3	0	0	0	0	12	
33	VANLEER, Cullen	g	1-5	1-4	0-0	1 2	2	3	1	0	0	0	15	
Team						2 2								
Totals		23-60		5-18	11-17		10 23	33	23	62	15	9	1 7	
FG % 1st Half:		9-24 37.5%		2nd half:	14-36 38.9%		Game:		23-60 38.3%		Deadball		Rebounds 4.1	
3FG % 1st Half:		1-7 14.3%		2nd half:	4-11 36.4%		Game:		5-18 27.8%					
FT % 1st Half:		5-8 62.5%		2nd half:	6-9 66.7%		Game:		11-17 64.7%					

Officials: John Higgins, Tom Eades, Kipp Kissinger  
Technical fouls: Northwestern-None. Missouri-None.  
Attendance: 14,488  
CBE Hall of Fame Classic Consolation Game

Score by periods		1st	2nd	Total
Northwestern		38	29	67
Missouri		24	38	62

Last FG - NU 2nd-05:41, MU 2nd-01:47.  
Largest lead - NU by 20 1st-07:51, MU by 2 1st-38:31.  
NU led for 39:11. MU led for 00:26. Game was tied for 00:29.

Points In Off 2nd Fast  
NU 14 6 20 16 12 8 11  
MU 20 16 12 8 8 11

Score tied - 0 times.  
Lead changed - 1 time.

## Game 6

NU 90, New Orleans 63  
Nov. 28, 2015 • Evanston, Ill.

Scottie Lindsey scored a career-high 26 points to help lead Northwestern to a 90-63 win over New Orleans at Welsh-Ryan Arena. Lindsey shot 75 percent from the field (9 of 12), including making 6-of-7 shots from 3-point range. Four Wildcats scored in double figures, as Lindsey was joined by Tre Demps (16), Bryant McIntosh (13) and Gavin Skelly (10). Chicago's Big Ten Team shot 55.2 percent from the field, 46.2 percent from 3-point range and made 14 of 15 from the free throw line in the team's best offensive performance of the season to date. McIntosh dished out seven assists, while Demps added five. Skelly and center Alex Olah each grabbed eight rebounds, and Olah matched a career high by blocking six shots. Northwestern led for all but 32 seconds of the game. The Wildcats came out firing on all cylinders in the first half, scoring 48 points while shooting over 58 percent from the floor. Northwestern shot 58 percent from beyond the arch as well, with four different players knocking down triples in the half. Demps scored the first 10 Northwestern points of the game on 4-of-4 shooting and poured in 14 total first-half points. Northwestern grabbed a double-digit lead less than eight minutes into the game and continued to extend it, building up a 23-point advantage at halftime. The 'Cats used a 13-0 run midway through the half to grab control. New Orleans led only once, a 2-0 lead in the first minute of the game. The Wildcats continued to build on their lead, stretching it out to 33 late in the second half, the largest lead of the game before finishing it off to improve to 4-0 at Welsh-Ryan Arena this season. Northwestern dominated on the glass, out-rebounding New Orleans by a 40-24 margin.

## New Orleans 63 • 2-3

#	Player	Total		3-Ptr		Rebounds		PF	TP	A	T	Blk	Stl	Min
		FG	FGA	FT	FTA	Off	Def							
11	Zeno, Michael	f	2-5	0-0	2-0	2	0	2	0	0	0	0	0	16
4	Hill, Kevin	f	2-6	0-0	2-4	0	2	2	3	6	1	1	0	23
1	Broyles, Tevin	g	2-5	0-1	0-0	0	2	2	4	3	2	1	1	22
3	Frye, Nate	g	4-6	1-1	5-7	1	1	2	14	3	0	0	2	30
1	Gilchrist, David	g	0-1	0-2	1-4	0	2	2	2	2	0	0	0	25
0	Cooney, Danny	g	0-0	0-0	2-2	0	0	0	0	2	0	0	0	9
14	Thomas, Eric	g	2-7	0-0	4-5	2	2	4	1	0	1	0	1	18
15	Reed, Cameron	g	4-5	3-4	2-2	0	2	2	13	0	0	0	0	21
20	Greenhouse, Coleman	g	0-2	0-1	0-0	0	0	0	0	0	0	0	0	10
25	Thibodeaux, Travin	g	0-1	0-0	1-2	0	0	0	4	1	0	1	0	10
33	Mbodi, Lamine	g	2-4	0-0	1-2	0	2	2	1	5	0	0	0	12
45	Wynn, Travis	g	0-0	0-0	1-2	0	4	8	1	0	0	0	0	4
	Team													
Totals			18-48	4-9	23-33	8	16	24	17	63	13	5	3	200



## Game 7

### NU 81, Virginia Tech 79 (OT)

#### Dec. 1, 2015 • Blacksburg, Va.

Bryant McIntosh scored 19 points, including hitting a game-winning layup in overtime, and four Wildcats scored in double figures as Northwestern came away with a hard-fought 81-79 victory at Virginia Tech in the Big Ten/ACC Challenge. Tre Demps added 17 points while Sanjay Lumpkin and Nathan Taphorn contributed a season-highs of 12 and 11 points, respectively. Demps had the hot hand early for the Wildcats, scoring the team's first nine points. NU surged out to an early nine-point lead, but the Hokies hung around and closed to within four on numerous occasions. Two free throws by Gavin Skelly gave Northwestern its largest lead of the half, 40-30, with 3:23 to go in the opening stanza. As time expired on the first half, Alex Olah banked in a 3-pointer from the top of the arch, sending the 'Cats into halftime with a 45-36 lead. The Hokies rallied back and tied the score at 58 with 8:45 left on a tip-in by Satchel Pierce, but Taphorn immediately responded with his third 3-pointer to put Northwestern back on top. A triple by McIntosh with 3:19 left put the Wildcats up by six, but Virginia Tech rallied back to tie the game. Demps had a chance to win the game at the end of regulation, but his runner in the lane was off the mark and the teams went into overtime tied 73-73. The Hokies opened overtime with a four-point run, but Lumpkin and McIntosh hit 3-pointers on back-to-back possessions to regain the lead. Then, with the score tied at 79, McIntosh drove in finished a contested layup with 27.4 seconds remaining, which proved to be the game-winner. Virginia Tech had one last chance, but following a scramble, Chris Clarke's rushed baseline jumper was off the mark.

#### Northwestern 81 • 6-1

#	Player	FG	3-PT	Rebounds	PF	TP	A	TO	Bk	Stl	Min				
		Total	Total	Off	Def										
34	Sanjay Lumpkin	f	5-7	1-2	1-3	2	5	7	3	12	3	0	0	1	35
32	Alex Olah	c	2-6	1-1	0-1	2	1	2	3	3	5	1	0	3	30
14	Tre Demps	f	8-21	1-9	0-0	1	5	6	1	17	4	1	0	3	45
20	Scottie Lindsey	f	1-3	1-2	0-0	0	0	0	3	3	0	3	0	0	12
30	Bryant McIntosh	g	8-15	2-3	1-2	1	4	5	2	19	4	4	0	3	40
01	Joey van Zegeren	g	2-3	0-0	0-0	1	1	2	4	0	2	1	0	0	14
23	Jordan Ash	g	0-1	0-0	0-0	0	0	0	0	1	0	0	0	0	3
32	Nathan Taphorn	g	4-7	3-5	0-0	1	2	3	2	11	1	0	0	0	21
35	Aaron Falzon	g	1-3	1-3	3-3	1	0	5	5	2	6	0	1	0	15
44	Gavin Skelly	g	1-1	0-0	2-2	1	0	1	3	4	1	1	0	0	10
Team															
Totals		32-67		10-26		7-11		8		28		36		21	

FG % 1st Half:	17-30	56.7%	2nd half:	12-29	41.4%	OT:	3-8	37.5%	Game:	32-67	47.8%	Deadball	
3FG % 1st Half:	6-14	42.9%	2nd half:	2-9	22.2%	OT:	2-3	66.7%	Game:	10-26	38.5%	Rebounds	2
FT % 1st Half:	5-7	71.4%	2nd half:	2-4	50.0%	OT:	0-0	0.0%	Game:	7-11	63.6%		

#### Virginia Tech 79 • 4-3

#	Player	Total		3-Ptr		Rebounds		PF	TP	A	TO	Bk	Stl	Min		
		FG	FGA	FG	FGA	FT	FTA									
60	Shane Henry	f	0-0	0-0	0-0	0	2	2	0	0	0	0	0	4		
15	Chris Clarke	f	4-14	0-0	3-5	7	6	13	1	11	0	2	0	1	25	
32	Zach LeDay	f	0-4	0-1	2-2	0	1	1	2	2	0	1	1	0	17	
05	Justin Robinson	g	0-4	0-1	0	0	1	1	1	0	2	1	0	0	8	
10	Justin Bibbs	g	1-11	3-5	0-0	0	1	2	1	17	1	0	0	41		
04	Seth Allen	g	7-15	4-8	7-8	0	4	4	1	25	2	3	0	2	35	
11	Devin Wilson	g	1-3	0-1	2-2	0	1	1	4	4	5	1	0	1	31	
21	Satchel Pierce	g	2-2	0-0	2-2	2	5	7	1	6	0	0	0	0	19	
32	Johnny Hamilton	g	0-0	0-0	0	0	0	0	0	0	0	0	0	2		
01	Jalen Hudson	g	3-6	0-1	2-4	2	4	6	2	8	0	1	0	0	25	
24	Kerry Blackshear Jr.	g	3-7	0-0	0-0	1	1	2	3	2	6	0	2	1	0	18
Team																
Totals		27-66		7-17		18-23		14		28		42		225		

FG % 1st Half:	12-33	36.4%	2nd half:	12-25	48.0%	OT:	3-8	37.5%	Game:	27-66	40.9%	Deadball	
3FG % 1st Half:	4-9	44.4%	2nd half:	3-5	60.0%	OT:	0-2	0.0%	Game:	7-17	41.2%	Rebounds	2
FT % 1st Half:	8-10	80.0%	2nd half:	10-13	76.9%	OT:	0-0	0.0%	Game:	18-23	78.3%		

Officials: Tim Nestor, Roger Ayers, Tim Clougherty  
Technical fouls: Northwestern-None. Virginia Tech-None.  
Attendance: 4879

Score by periods		1st	2nd	OT	Total
Northwestern		45	28	8	81
Virginia Tech		36	37	6	79

Points	In	Off	2nd	Fast	Bench
NU	38	14	14	8	25
VT	28	16	16	8	49

Last FG - NU OT-00:27, VT OT-02:23.  
Largest lead - NU by 10-02:23, VT by 4 OT-03:47.  
NU led for 38:39, VT led for 02:27. Game was tied for 03:54.  
Score tied - 3 times.  
Lead changed - 4 times.

## Game 8

### NU 81, SIU Edwardsville 56

#### Dec. 5, 2015 • Evanston, Ill.

Alex Olah scored 21 points and grabbed eight rebounds, Aaron Falzon added 17 points and Northwestern outrebounded SIU Edwardsville 45-31 on the way to an 81-56 win at Welsh-Ryan Arena. The 'Cats nearly doubled up SIUE on points in the paint with a 40-22 advantage. NU finished with 11 blocked shots in the contest—one shy of the team single-game record—with Joey van Zegeren leading the way with five. Though the 'Cats missed their first six 3-point attempts, they led 18-13 with eight minutes left in the half. Eleven of those points came from Olah, who also added two first-half blocks. Falzon capped an 8-2 run with Northwestern's first triple of the game, extending the advantage to 29-15 with 4:25 remaining in the first half. However, the Cougars crept back within seven before eventually trailing 35-26 at the intermission. Consecutive 3-pointers by Falzon to open the second half helped the Wildcats extend their lead to a comfortable margin. SIUE hung around and was within 12 with 12:30 to go, but triples by Nathan Taphorn and Tre Demps ignited an 18-6 surge by the Wildcats over a seven and a half minute span that extended the advantage to 24 and put the game out of reach. Northwestern converted on 18 of its 27 second-half field goals (66.7 percent) to help it pull away. The Wildcats assisted on 24 of their 30 field goals in the contest paced by eight from Bryant McIntosh, while Demps matched a career high with seven assists. Sanjay Lumpkin led Northwestern's dominating edge on the boards by pulling down a game-high nine rebounds.

#### SIU Edwardsville 56 • 1-7

#	Player	FG		3-Ptr		Rebounds		PF	TP	A	TO	Bk	Stl	Min	
		Total	FGA	FG	FGA	FT	FTA								
05	SIMMONS, Keenan	f	3-5	0-0	2-4	4	3	7	4	8	0	0	1	0	29
12	MAKANJUOLA, Yemi	c	1-4	0-0	0-0	0	2	2	5	2	1	2	0	1	9
1	ESLIK, Burak	g	3-10	2-5	5-6	1	2	3	1	13	3	0	0	0	35
10	ANDERSON, Carlos	g	3-8	1-2	0-0	1	2	3	3	7	2	1	0	1	27
4	CARR, C.J.	g	3-8	0-2	0-0	0	3	3	2	6	1	0	0	0	25
2	THORNTON, Devin	g	3-4	2-3	0-2	3	2	3	1	8	2	0	1	0	16
23	WHEELER, Connor	g	1-3	0-0	0-0	0	4	2	2	0	1	0	0	0	18
24	HENRY, Jalen	g	1-6	0-0	0-0	1	0	1	2	2	0	1	3	0	12
5	FIORENTINOS, Grant	g	2-10	0-0	4-4	0	4	4	0	8	0	0	0	0	29
Team															
Totals			20-58	5-12	11-16	9	22	31	24	56	14	7	5	2	200

FG % 1st Half:	9-25	36.0%	2nd half:	11-33	33.3%	Game:	20-58	34.5%	Deadball	
3FG % 1st Half:	3-5	60.0%	2nd half:	2-7	28.6%	Game:	5-12	41.7%	Rebounds	11
FT % 1st Half:	5-10	50.0%	2nd half:	6-6	100.0	Game:	11-16	68.8%		

#### Northwestern 81 • 7-1

#	Player	Total		3-Ptr		Rebounds		PF	TP	A	TO	Bk	Stl	Min
		FG	FGA	FG	FGA	FT	Def Tot							
20	Lindsey, Scottie	f	2-5	0-2	0-1	0	0	4	2	1	0	0	1	14
34	Lumpkin, Sanjay	f	2-2	0-0	0-0	2	7	9	4	1	2	0	0	23
22	Olah, Alex	c	9-15	0-1	3-6	3	5	8	2	21	1	0	2	23
14	Demps, Tre	g	1-3	1-3	0-0	0	1	3	7	7	3	0	0	29
30	McIntosh, Bryant	g	3-6	0-2	5-7	0	3	3	1	11	8	1	1	33
1	van Zegeren, Joey	g	2-4	0-0	2-4	2	6	8	4	6	0	5	0	16
23	Ash, Jordan	g	0-0	0-0	0-0	1	0	1	1	0	2	0	0	9
32	Taphorn, Nathan	g	3-5	3-4	0-0	1	1	2	9	0	0	0	0	11
35	Falzon, Aaron	g	5-10	5-10	2-2	1	2	3	2	17	2	1	2	24
44	Skelly, Gavin	g	1-3	0-0	0-0	1	3	4	0	2	1	1	0	18
Team						4	3	7						

FG % 1st Half:	12-31	38.7%	2nd half:	18-27	66.7%	Game:	30-58	51.7%	Deadball	
3FG % 1st Half:	2-10	20.0%	2nd half:	7-12	58.3%	Game:	9-22	40.9%	Rebounds	2
FT % 1st Half:	9-15	60.0%	2nd half:	3-8	37.5%	Game:	12-23	52.2%		

Officials: Lamont Simpson, Bobby Daw, Donnie Olson  
Technical fouls: SIU Edwardsville-None. Northwestern-None.  
Attendance: 6318

Score by periods		1st	2nd	Total
SIU Edwardsville		26	30	56
Northwestern		35	46	81

Points	In	Off	2nd	Fast	Bench
SIUE	22	7	13	3	20
NU	40	7	9	4	34

Last FG - SIUE 2nd-00:11, NU 2nd-01:25.  
Largest lead - SIUE by 14-18:26, NU by 27 2nd-01:25.  
SIUE led for 01:09, NU led for 38:33. Game was tied for 00:18.  
Score tied - 0 times.  
Lead changed - 2 times.

#### Chicago State 35 • 3-8

#	Player	Total		3-Ptr		Rebounds		PF	TP	A	TO	Bk	Stl	Min	
		FG	FGA	FG	FGA	FT	FTA								
05	Adekoya, Jawad	f	4-13	1-5	0-0	2	1	3	1	9	0	2	0	1	23
15	Palmer, Trayvon	f	1-6	0-2	0-0	2	5	7	1	2	0	5	0	0	28
23	Madrid-Andrews, J.	f	0-2	0-1	0-0	1	0	1	0	0	0	0	0	0	12
21	Batson, Joshua	g	0-4	0-1	0-0	1	2	3	0	0	3	1	0	1	30
3	Cole, Elliott	g	1-7	0-3	1-2	1	2	1	2	3	0	0	0	1	16
1	Woods, Kieran	g	2-7	0-2	0-0	1	1	1	0	4	0	3	0	0	16
10	Sims Jr., Fred	g	0-5	0-1	0-0	0	2	2	1	0	0	1	0	0	15
14	Dixon, Delundre	g	0-3	0-1	0-0	0	1								
17	Bry, Montana	g	1-3	0-2	0-0	0	1	1	0	2	0	0	0	0	13
15	Friend, Devon	g	0-5	0-0	2-4	5	3	8	4	12	1	1	0	1	28
5	Eason, Anthony	g	1-7	0-1	1-1	0	2		3	2	0	0	0	0	9
	Team					4	2	6							

## Game 10

### NU 78, Mississippi Valley State 48

#### Dec. 15, 2015 • Evanston, Ill.

Alex Olah scored a game-high 21 points and grabbed 11 rebounds for his 10th career double-double, and Northwestern picked up its ninth win of the season, beating Mississippi Valley State, 78-48, at Welsh-Ryan Arena. The Wildcats' 9-1 start matches the best 10-game stretch to open a season since 2011-12. Northwestern went to Olah early and often as the senior center scored 11 of the Wildcats' first 15 points. He shot 8-11 over the course of the game, including making all six of his first-half shots. Olah was joined in double figures by Bryant McIntosh (14), Tre Demps (13) and Aaron Falzon (12). McIntosh handed out eight assists to go along with four rebounds and two steals. Falzon hit four of Northwestern's seven three-pointers. Northwestern really asserted itself in the second half, outscoring Mississippi Valley State, 41-21 and proving especially dominant in the paint using a 36-22 advantage to build a comfortable lead in the second half. Chicago's Big Ten Team led by 10 at halftime despite shooting 48 percent and holding the Delta Devils to just 28 percent from the field. Mississippi Valley State put up 39 shots compared to only 25 from Northwestern in the first 20 minutes. Defense remained crucial for the Wildcats, as they held the Delta Devils to just 29 percent shooting for the game. Northwestern has held five of its first 10 opponents to under 30 percent from the field. A 28-5 run midway through the second half allowed the Wildcats to extend the lead to a game-high 30 and pull away from the Delta Devils for good. Northwestern pulled down 53 rebounds in the contest, their highest single-game total in 17 years. After turning the ball over nine times in the first half, the Wildcats coughed it up only two times following the intermission while assisting on 21 of their 26 field goals in the contest.

## Game 11

### NU 78, DePaul 70 (OT)

#### Dec. 19, 2015 • Rosemont, Ill.

Aaron Falzon hit a pair of clutch 3-pointers in overtime as Northwestern improved to 3-0 in OT games this season with a 78-70 win over DePaul at Allstate Arena. Falzon was 0-of-6 from the field and 3-point range in the contest, but his triple with 3:33 remaining in the extra session gave NU the lead for good. His connected a second time from behind the arch with 38 seconds left to push the lead from five to eight and seal the victory. The 'Cats came into the game averaging 10.1 3-pointers per game but had hit on only four of their 25 attempts prior to Falzon's clutch baskets. Tre Demps led Northwestern with 18 points, 7 rebounds and 4 assists. Sanjay Lumpkin contributed 14 points and 7 rebounds apiece. Lumpkin scored the Wildcats' first seven points of the game but no one else on the team was able to get things going in the first half. DePaul led by as many as five in the opening stanza before taking a 30-29 lead at the break. The Blue Demons' advantage eventually grew to seven, 43-36, just over four minutes in to the second half. Demps led the NU comeback, scoring 13 points in the second period after posting only two in the first. The 'Cats were down six until Demps hit a big 3-pointer with 4:21 to cut the deficit in half. Northwestern still trailed by three with a minute and a half left before McIntosh scored on a layup and Lumpkin hit one of two from the free throw line with 47.4 seconds left to tie the game. The 'Cats had a chance to win it at the end of regulation, but jumpers by Scottie Lindsey and Demps were off the mark. However, Falzon's timely baskets in overtime helped Northwestern improve to 10-1.

## Game 12

### NU 103, Sacred Heart 67

#### Dec. 21, 2015 • Evanston, Ill.

Alex Olah scored a team-high 21 points and surpassed 1,000 for his career as Northwestern rolled to a 103-67 victory over Sacred Heart at Welsh-Ryan Arena. Tre Demps contributed 17 points while Bryant McIntosh posted a career-high 10 assists. The Wildcats' point total was their highest in a game in 25 years while their .610 field goal percentage was a season high. Meanwhile, the team's 15 3-point field goals matched a season high. Northwestern held a slim 18-15 lead eight minutes into the contest when it finally got things going on the offensive end. A 13-2 run over an eight-minute span extended the advantage to 34-17 with just under five minutes to go in the opening stanza. The Wildcats would eventually take a 48-32 halftime lead following McIntosh's buzzer-beating 3-pointer. Sacred Heart managed to hang around, trailing by 14—55-41—three minutes into the second half. However, Northwestern's offense exploded as it went on a 23-5 run over a seven-minute span to extend the lead to 32. The 'Cats eventually surpassed 100 points for the second time in head coach Chris Collins' three seasons when Jordan Ash hit a 3-pointer with 2:23 remaining. Northwestern assisted on 30 of its 36 field goals in the contest and posted a 40-4 advantage in bench points. Five different NU players scored in double figures while two others finished with nine. Northwestern connected on 21 of its 32 field goal attempts in the second half (65.6 percent) as it scored 55 points following the intermission.

#### Mississippi Valley S 48 • 0-12

#	Player	Total		3-Ptr		Rebounds		PF	TP	A	T	O	Bk	Stl	Min
		FG	F-GA	FG	F-GA	FT	F-TA								
22	Michael Matlock	f	1-3	0-0	1-2	1	4	5	3	3	1	0	0	0	18
23	Latrell Love	f	1-5	0-0	1-3	1	0	1	2	3	0	0	1	0	19
3	Damian Love	f	1-9	0-1	0-1	1	4	1	1	2	0	1	3	0	14
1	Marcus Romain	g	6-19	0-1	2-6	2	6	8	1	14	2	1	1	0	34
4	Isaac Williams	g	4-13	1-6	2-3	2	2	4	2	11	0	1	0	0	28
0	Vacha Vaughn	g	0-4	0-0	0-0	4	1	5	2	0	2	0	0	0	14
10	Ta'Jay Henry	f	1-3	0-0	0-0	1	2	3	4	2	0	0	0	1	14
11	Kylan Phillips	f	4-8	0-2	0-0	0	1	1	2	8	3	1	0	2	22
13	Jabari Alex	f	0-1	0-0	0-0	0	0	0	3	0	0	0	1	0	7
15	Dwain Whitfield	f	0-0	0-0	0-0	0	0	0	0	0	0	0	0	0	6
2	Ronald Strother, Jr.	f	0-1	0-1	0-0	0	2	2	0	0	0	0	1	0	6
20	Dusan Langura	g	0-0	0-0	0	0	0	0	1	2	0	0	0	0	6
31	Amir Savon	g	0-0	0-0	0-0	0	1	1	0	0	0	0	0	0	3
5	Rashaan Surlis	f	1-1	1-1	0-0	0	1	1	1	3	0	0	3	1	10
Team						5	1	6			1				
Totals		20-69	2-13	6-15	17	25	42	22	48	11	10	4	8	200	

FG % 1st Half: 11-39 28.2% 2nd half: 9-30 30.0% Game: 20-69 29.0%  
3FG % 1st Half: 1-7 14.3% 2nd half: 1-6 16.7% Game: 2-13 15.4%  
FT % 1st Half: 4-9 44.4% 2nd half: 2-4 33.3% Game: 6-15 40.0%

#### Northwestern 78 • 9-1

#	Player	Total		3-Ptr		Rebounds		PF	TP	A	T	O	Bk	Stl	Min
		FG	F-GA	FG	F-GA	FT	F-TA								
34	Lumpkin, Sanjay	f	2-4	0-2	2-2	4	4	8	4	6	2	2	2	1	23
35	Falzon, Aaron	f	4-9	4-9	0-0	0	6	6	3	12	1	0	0	0	24
22	Olah, Alex	c	8-11	0-1	5-7	2	9	11	3	21	2	2	3	0	26
14	Demps, Tre	g	4-13	1-5	4-5	0	4	1	13	2	0	0	0	0	34
0	McIntosh, Bryant	g	5-12	1-5	3-3	0	4	4	2	14	8	3	0	2	32
20	Lindsey, Scottie	g	0-4	0-2	3-4	2	5	7	3	3	1	2	0	0	18
23	Ash, Jordan	g	0-0	0-0	0-2	0	0	0	0	0	0	0	0	0	11
32	Taphorn, Nathan	g	2-5	1-4	1-2	2	3	5	1	6	3	0	3	1	18
44	Skelly, Gavin	f	1-2	0-0	1-2	1	2	3	2	3	0	1	2	0	14
Team						3	2	5							
Totals		26-60	7-28	19-27	14	39	53	19	78	21	11	10	4	200	

FG % 1st Half: 12-25 48.0% 2nd half: 14-35 40.0% Game: 26-60 43.3%  
3FG % 1st Half: 2-12 16.7% 2nd half: 5-16 31.3% Game: 7-28 25.0%  
FT % 1st Half: 11-16 68.8% 2nd half: 8-11 72.7% Game: 19-27 70.4%

Officials: Gene Steratore, Lewis Garrison, Rob Kuenen  
Technical fouls: Mississippi Valley S-None. Northwestern-None.  
Attendance: 5704

Score by periods		1st	2nd	OT	Total
Mississippi Valley S		27	21		48
Northwestern		37	41		78

Last FG - MVSUMB 2nd-01:47, NU 2nd-02:36.  
Largest lead - MVSUMB None, NU by 30 2nd-02:36.  
MVSUMB led for 00:00, NU led for 37:18. Game was tied for 02:35.

#### Northwestern 78 • 10-1

#	Player	Total		3-Ptr		Rebounds		PF	TP	A	T	O	Bk	Stl	Min
		FG	F-GA	FG	F-GA	FT	F-TA								
35	Falzon, Aaron	f	2-8	2-8	0-0	0	5	5	1	6	0	1	0	0	21
22	Olah, Alex	c	5-10	0-0	4-4	1	6	7	4	14	2	1	2	0	33
14	Demps, Tre	g	7-20	1-6	3-4	2	5	7	0	18	4	0	0	1	43
0	McIntosh, Bryant	g	4-14	1-5	4-4	1	4	5	2	13	8	0	0	0	45
34	Lumpkin, Sanjay	g	5-7	1-1	3-4	4	3	7	4	14	1	1	0	0	35
10	Hall, Charlie	g	0-0	0-0	0-0	0	0	0	0	0	0	0	0	0	0+
20	Lindsey, Scottie	g	2-6	1-4	0-0	0	4	5	1	9	3	0	0	0	17
23	Ash, Jordan	g	0-0	0-0	0-0	0	0	0	0	0	0	0	0	0	0+
32	Taphorn, Nathan	g	1-3	0-2	1-1	1	1	2	4	3	0	1	0	0	14
44	Skelly, Gavin	f	1-1	0-0	3-4	2	2	4	4	5	0	1	0	0	17
Team						2	3	5							
Totals		27-69	6-27	18-21	13	33	46	24	78	16	5	2	1	225	

FG % 1st Half: 11-32 34.4% 2nd half: 11-30 36.7% OT: 5-7 71.4% Game: 27-69 39.1%  
3FG % 1st Half: 2-13 15.4% 2nd half: 1-13 7.7% OT: 0-2 0.0% Game: 6-27 22.2%  
FT % 1st Half: 5-5 100.0 2nd half: 8-10 80.0% OT: 5-6 83.3% Game: 18-21 85.7%

#### DePaul 70 • 5-6

#	Player	Total		3-Ptr		Rebounds		PF	TP	A	T	O	Bk	Stl	Min
		FG	F-GA	FG	F-GA	FT	F-TA								
04	Henry, Myke	f	7-16	2-4	8-10	2	6	8	2	24	2	1	0	1	36
08	Ryckbosch, Peter	f	0-0	0-0	0-0	1	1	2	1	0	0	0	0	0	7
05	Garrett, Billy	a	2-10	0-5	3-3	0	4	4	4	7	2	1	0	0	23
11	Cain, Eli	a	1-2	1-1	0-0	0	1	1	3	3	0	0	0	0	8
15	Simpson, Aaron	g	5-13	3-6	0-3	3	5	8	2	13	1	0	0	0	41
01	Wood, Darriack	g	4-12	1-4	0-1	1	3	4	1	9	3	1	0	0	22
02	Hamilton, Tommy	g	1-1	0-1	4-6	3	4	7	1	10	0	1	0	0	35
03	Stimac, Rashaun	g	1-3	0-0	0-0	3	3	6	2	6	0	0	0	0	14
23	Gazi, Erten	g	0-2	0-2	2-2	2	3	5	4	2	5	2	0	0	38
Team						0	0	0							
Totals		23-66	7-23	17-25	15	30	45	20	70	13	8	2	1	225	

FG % 1st Half: 10-28 35.7% 2nd half: 10-29 34.5% OT: 3-9 33.3% Game: 23-66 34.8%  
3FG % 1st Half: 6-11 54.5% 2nd half: 3-13 23.1% OT: 1-6 16.7% Game: 7-23 30.4%  
FT % 1st Half: 4-10 40.0% 2nd half: 11-13 84.6% OT: 2-2 100.0 Game: 17-25 68.0%

Officials: John Gaffney, Bo Boroski, Earl Walton  
Technical fouls: Northwestern-None. DePaul-None.  
Attendance: 6351

Score by periods		1st	2nd	OT	Total
Northwestern		29	32		61
DePaul		30	31	9	70

Last FG - NU OT-00:38, DPU OT-00:04.  
Largest lead - NU by 9 OT-00:14, DPU by 7 2nd-15:47.  
NU led for 10:37, DPU led for 30:31. Game was tied for 03:52.

#### Sacred Heart 67 • 1-9

#	Player	Pos	Total		3-Ptr		Rebounds				PF	TP	A	T	Bk	Stl	Min
			FG	F-GA	FG	F-GA	FT	F-TA	Off	Def							
0	ALLEN, Jordan	f	2-5	0-0	1-2	0-0	2	0	2	2	5	0	1	0	1	11	
34	FALZON, Trevin	f	3-8	1-2	2-2	1	4	5	1	9	4	1	0	0	0	35	
1	BROOME, Cane	g	9-20	5-11	1-7	1	2	3	2	26	2	6	0	1	1	37	
11	MCKNIGHT, Quincy	g	5-9	1-1	4-4	1	4	5	2	15	3	1	0	0	0	28	
22	HOEHN, Sean	g	2-6	2-4	2-2	1	0	1	0	8	4	1	0	1	0	25	
14	ROBINSON, Chris	g	0-4	0-3	0-0	0	1	1	0	0	0	1	0	0	0	13	
15	UKAEBU, Jermaine	g	0-0	0-0	0-2	1	0	1	2	0	1	0	0	0	0	6	
3	WALTON, Cole	g	0-0	0-0	1-2	1	0	1	2	1	0	0	0	0	0	11	
33	NOWICKI, Filip	g	0-0	0-0	0-0	1	1	2	3	0	0	1	0	0	0	6	
44	BUOVAC, Matej	f	1-3	1-3	0-0	0	2	2	2	3	0	1	0	0	0	28	
Team						1	2	3									
Totals			22-55	10-20	13-21	10	16	26	18	67	14	13	0	3	20	200	

## Game 13

### NU 74, Loyola (Md.) 59

#### Dec. 27, 2015 • Evanston, Ill.

Northwestern shook off a slow start to wrap up the nonconference portion of its season with a victory as it defeated Loyola (Md.) 74-59 at Welsh-Ryan Arena. Playing without the services of senior center Alex Olah, the Wildcats got off to a slow start. The Greyhounds scored the first nine points of the game and were ahead 20-6 with under seven minutes remaining in the opening half. Bryant McIntosh kept Northwestern in the game as he scored 12 first-half points, but the Wildcats trailed 33-22 at the intermission as the team connected on only seven of its 20 field goal attempts over the opening 20 minutes of play. The deficit was 12 with 17 minutes remaining when the Wildcats finally were able to get things going. A second consecutive basket by freshman Dererk Pardon—who was appearing in his first collegiate game—got an 18-4 run started. Pardon's third basket of the half cut the deficit to three before fellow freshman Aaron Falzon tied the game, 42-42, with a 3-pointer with 13:08 remaining. Northwestern's advantage was one, 49-48, with under 10 minutes left when back-to-back triples by Scottie Lindsey and McIntosh gave the hosts some breathing room. The duo followed with consecutive layups to extend the cushion to 11, 59-48, with seven minutes to go and Northwestern never led by less than nine the rest of the way. McIntosh finished with a career-high 33 points to go along with 8 assists to pace the Wildcats. Lindsey contributed 14 points off the bench and NU shot 65.6 percent (21-32) from the field in the second half en route to tallying 52 points following the break. After missing their first six 3-point attempts in the contest, the 'Cats connected on eight of final 11 tries from behind the arch.

#### Loyola (Md.) 59 • 1-10

#	Player	Total		3-Ptr		Rebounds		PF	TP	A	TO	Blk	Stl	Min		
		FG	FGA	FT	FTA	Off	Def								Tot	
13	Rassman, Franz	5	10	1-4	0-0	1	5	6	4	11	0	1	0	1	25	
21	Jones, Jarred	4	6	0-0	0-0	2	3	5	2	8	2	3	1	0	24	
35	Barnard, Chancellor	1	5	0-1	2-2	2	1	3	2	4	0	0	1	1	23	
2	Walker, Andre	5	12	2-6	3-4	0	5	5	2	15	7	1	0	1	35	
23	Hubbard, Tyler	3	11	2-8	0-0	0	2	2	1	8	2	0	0	1	28	
1	Gorski, Nick	1	1	0-0	0-0	0	0	0	0	2	0	0	0	0	5	
11	Tuohy Jr., Sean	0	0	0-0	0-0	0	0	0	0	0	0	0	0	0	1	
22	Gregory, Cam	2	3	0-0	3-4	1	0	1	1	7	3	1	0	0	19	
25	Fives, James	0	3	0-2	0-0	0	2	2	3	0	0	0	0	0	12	
4	Provo, Nevell	1	1	0-0	0-0	0	0	0	0	2	2	0	0	0	2	6
5	Laster, Eric	1	5	0-2	0-0	1	0	1	3	2	0	0	0	0	22	
Team																
Totals		23	57	5-23	8-10	9	21	30	19	59	16	7	2	7	200	

FG % 1st Half: 13-28 46.4% 2nd half: 10-29 34.5% Game: 23-57 40.4%  
 3FG % 1st Half: 4-13 30.8% 2nd half: 1-10 10.0% Game: 5-23 21.7%  
 FT % 1st Half: 3-4 75.0% 2nd half: 5-6 83.3% Game: 8-10 80.0%

#### Northwestern 74 • 12-1

#	Player	Total		3-Ptr		Rebounds								Min	
		FG	FGA	FT	FTA	Off	Def	TP	1P	A	TO	Blk	Stl		
34	Lumpkin, Sanjay	1	5	0-1	0-0	0	8	8	1	2	0	0	0	31	
35	Falzon, Aaron	f	2-6	2-6	0-0	0	0	0	1	6	0	0	0	16	
1	van Zegeren, Joey	c	2-5	0-0	0-3	2	5	1	6	1	1	3	0	17	
14	Demps, Tre	g	3-9	0-1	1-2	0	3	3	0	7	1	0	1	37	
3	McIntosh, Bryant	g	11-15	3-5	8-9	0	3	3	3	32	4	0	1	39	
20	Lindsey, Scottie	f	5-6	3-3	1-1	2	2	4	1	14	1	0	0	22	
23	Taphorn, Nathan	c	0-2	0-1	0-0	0	1	1	0	0	0	1	0	3	
44	Skelly, Gavin	f	0-1	0-0	0-0	0	1	1	0	0	1	1	0	12	
5	Pardon, Dererk	f	3-3	0-0	0-2	2	2	4	2	6	0	1	1	23	
Team			0-0	0-0	0-0	0	0	0	0	0	0	0	0	0	
Totals			28-52	8-17	10-17	7	26	33	9	74	17	0	6	2	200

FG % 1st Half: 7-20 35.0% 2nd half: 21-32 65.6% Game: 28-52 53.8%  
 3FG % 1st Half: 1-7 14.3% 2nd half: 7-10 70.0% Game: 8-17 47.1%  
 FT % 1st Half: 7-12 58.3% 2nd half: 3-5 60.0% Game: 10-17 58.8%

Officials: Bill Ek, Brian Dorsey, Lewis Garrison  
 Technical fouls: Loyola (Md.)-None. Northwestern-None.  
 Attendance: 6401

Score by periods		1st	2nd	Total
Loyola (Md.)		33	26	59
Northwestern		22	52	74

Last FG - LOYOLA 2nd-01:10, NU 2nd-00:41.  
 Largest lead - LOYOLA by 14 1st-09:12, NU by 12 2nd-03:13.  
 LOYOLA led for 25:20, NU led for 11:13. Game was tied for 03:27.

Score tied - 2 times.  
 Lead changed - 1 time.

## Game 14

### NU 81, Nebraska 72

#### Dec. 30, 2015 • Lincoln, Neb.

Northwestern earned its second double-digit winning streak in school history as it rallied back in the second half for an 81-72 victory at Nebraska in the Big Ten opener for both teams. The Wildcats trailed by as many as 12 points in the second half but surged back for the victory behind a 28-point, 12-rebound performance from freshman Dererk Pardon who was appearing in just his second collegiate game. The Wildcats trailed by as many as six in the first half before freshman Aaron Falzon led the visitors back as he hit three consecutive 3-pointers, the last of which put NU in front 26-22 with just under eight minutes left in the first half. Northwestern lead 35-30 with 2:46 to go following a triple by Tre Demps, but Nebraska scored the final eight points of the stanza to take a three-point lead at the break. The Cornhuskers knocked down seven 3-pointers over the opening 20 minutes of play, surpassing their season average for a game. Nebraska's lead grew to 12 points, 51-39, 2:17 into the second half before the Wildcats rallied back. NU chipped away and eventually tied the game, 60-60, on a Scottie Lindsey 3-pointer with 7:09 to go. Nebraska was up by three when Bryant McIntosh connected on a jumper and then Pardon followed with a putback slam that put Northwestern in front for good with 4:03 left. The lead was three when Pardon connected on a pair of free throws with 1:33 remaining. The Huskers hit one of two from the charity stripe on the other end before Pardon scored with a minute left to extend the lead to six and help seal the win. Pardon totaled 23 points and 11 rebounds after halftime and connected on 11 of 14 field goals in the contest in posting his first career double-double.

#### Northwestern 81 • 13-1, 1-0

#	Player	Total		3-Ptr		Rebounds		PF	TP	A	TO	Blk	Stl	Min	
		FG	FGA	FT	FTA	Off	Def								
34	Lumpkin, Sanjay	1	5	0-1	0-0	2	5	7	3	0	0	2	0	32	
35	Falzon, Aaron	4	6	4-6	0-0	1	3	4	0	12	0	1	0	24	
01	van Zegeren, Joey	1	3	0-0	0-0	1	2	3	1	2	0	1	0	11	
14	Demps, Tre	6	16	3-7	2-4	0	4	4	0	17	4	0	1	36	
30	McIntosh, Bryant	4	14	0-5	3-3	2	0	2	0	11	8	1	0	37	
05	Pardon, Dererk	11	14	0-0	6-8	7	5	12	4	28	0	0	1	29	
20	Lindsey, Scottie	3	4	3-4	0-0	0	3	3	1	9	1	1	0	23	
23	Ash, Jordan	0	0	0-0	0-0	0	0	0	0	0	0	0	0	4	
12	Taphorn, Nathan	0	0	0-0	2-2	0	0	0	0	2	0	0	0	0	
44	Skelly, Gavin	0	0	0-0	0	0	1	2	0	1	0	0	0	8	
	Team						3	4							
Totals		29	58	10-23	13-17	14	26	40	11	81	14	7	1	3	200

FG % 1st Half: 13-29 44.8% 2nd half: 16-29 55.2% Game: 29-58 50.0%  
 3FG % 1st Half: 5-13 38.5% 2nd half: 5-10 50.0% Game: 10-23 43.5%  
 FT % 1st Half: 4-6 66.7% 2nd half: 9-11 81.8% Game: 13-17 76.5%

#### Nebraska 72 • 8-6, 0-1

#	Player	Total		3-Ptr	Rebounds		PF	TP	A	TO	Blk	Stl	Min	
		FG	FGA		FT	FTA								
12	Jacobson, Michael	r	3-4	0-0	1-1	3	1	4	5	7	0	0	1	18
13	Shields, Shavon	r	4-12	0-3	1-1	2	2	4	2	9	2	3	0	37
03	White III, Andrew	r	8-14	5-8	0-1	0	5	5	1	22	2	0	0	39
05	Watson Jr., Glynn	g	1-5	0-1	0-0	0	0	1	3	2	4	0	0	15
32	Parker, Benny	g	6-12	5-10	0-0	0	5	5	2	17	1	0	2	34
00	Webster, Tai	g	3-7	1-2	4-5	2	1	3	0	11	1	0	0	30
10	McVeigh, Jack	g	0-2	0-2	0-0	0	2	2	0	2	0	0	0	13
33	Fuller, Nick	g	0-1	0-0	0-0	1	0	1	2	0	0	1	0	7
30	Morrow Jr., Ed	g	2-3	0-0	0-0	0	0	0	1	4	0	1	0	13
Team														
Totals			27-60	11-26	7-8	8	17	25	16	72	18	6	3	3 200

FG % 1st Half: 15-31 48.4% 2nd half: 12-29 41.4% Game: 27-60 45.0%  
 3FG % 1st Half: 7-15 46.7% 2nd half: 4-11 36.4% Game: 11-26 42.3%  
 FT % 1st Half: 1-1 100.0 2nd half: 6-7 85.7% Game: 7-8 87.5%

Officials: Gene Steratore, Lamont Simpson, Chris Beaver  
 Technical fouls: Northwestern-None. Nebraska-None.  
 Attendance: 14924

Actual Attendance: 12,657

Score by periods		1st	2nd	Total
Northwestern		35	46	81
Nebraska		38	34	72

Last FG - NU 2nd-01:00, NEB 2nd-00:29.  
 Largest lead - NU by 9 2nd-00:18, NEB by 12 2nd-17:43.  
 NU led for 13:16, NEB led for 23:30. Game was tied for 03:14.

Score tied - 5 times.  
 Lead changed - 5 times.

## Game 15

### #4/4 Maryland 72, NU 59

#### Jan. 2, 2016 • Evanston, Ill.

Bryant McIntosh posted 17 points, 9 assists, 5 rebounds and 3 steals, but Northwestern couldn't overcome a cold shooting performance from 3-point range in dropping their Big Ten home opener to fourth-ranked Maryland 72-59 at Welsh-Ryan Arena. The Wildcats came into the game averaging 10.0 3-point field goals per contest, but connected on only two of their 20 attempts against the Terrapins. Uncharacteristic turnovers early in the contest allowed Maryland to jump out to an early advantage. Northwestern was within 17-11 just beyond the midway point of the opening half when the visitors went on a run to open up a big lead. A 21-5 surge by the Terrapins expanded their advantage to 22 points before eventually taking a 40-20 halftime lead. The Wildcats shot only 32 percent from the field over the opening 20 minutes of play and committed eight turnovers to only one for Maryland. Northwestern was much more effective following the intermission and appeared primed to make a charge on multiple occasions. The Wildcats got to within 14 on three occasions with plenty of time remaining, but each time a 3-pointer by the Terrapins helped quell the Northwestern surge and silence the large contingent in attendance. All-America candidate Melo Trimble posted 24 points, 8 assists and 8 rebounds to pace Maryland while Rasheed Sulaimon contributed 16 points, 6 assists and 6 rebounds. Northwestern managed to post a convincing 38-24 edge in points in the paint paced by centers Joey van Zegeren and Dererk Pardon who posted 8 points apiece.

#### Maryland 72 • 13-1, 2-0 BIG

#	Player	Total		3-Ptr		Rebounds		PF	TP	A	TO	Blk	Stl	Min
		FG	FGA	FG	FGA	FT	FTA							
10	Jake Layman	4	8	1-4	0-1	2	6	8	3	9	2	6	2	32
12	Damonte Dodd	7	0	0-0	0-0	1	1	2	4	0	0	0	0	10
4	Robert Carter	3	12	0-3	2-6	2	3	5	3	8	3	0	3	29
0	Rasheed Sulaimon	6	9	4-6	0-0	0	6	6	1	16	6	1	1	34
2	Melo Trimble	8	16	5-12	3-3	0	8	8	3	24	8	0	1	28
1	Jaylen Brantley	1	1	0-0	0-0	0	0	0	1	2	0	1	0	0
11	Jared Nickens	1	8	1-6	0-0	0	2	1	3	2	0	0	0	22
13	Ivan Bender	0	0	0-0	0-0	0	0	0	0	0	0	0	0	1
15	Michal Cekovsky	0	0	0-0	0-0	0	0	0	3	0	0	0	0	1
21	Varun Ram	0	0	0-0	0-0	0	0	0	0	0	0	0	0	1
33	Diamond Stone	4	4	0-0	2-2	1	2	3	1	10	0	2	2	0
Team														
Totals		27	58	11-31	7-12	6	31	37	20	72	21	11	9	9

FG % 1st Half: 17-34 50.0% 2nd half: 10-24 41.7% Game: 27-58 46.6%  
 3FG % 1st Half: 5-16 31.3% 2nd half: 6-15 40.0% Game: 11-31 35.5%



Game 16  
Ohio State 65, NU 56  
Jan. 6, 2016 • Evanston, Ill.

Bryant McIntosh scored 15 points and Dererk Pardon pulled down 14 rebounds but Northwestern succumbed to a late Ohio State run in falling 65-56 at Welsh-Ryan Arena. The Wildcats trailed 51-50 following a 3-pointer by Aaron Falzon with 6:03 remaining, but the Buckeyes responded with a 14-3 run over the next four minutes to pull away. Four days after a cold shooting performance from 3-point range against Maryland (2 for 20), NU continued to struggle from behind the arch against Ohio State. Northwestern missed its first 11 3-point attempts during the first half vs. OSU. Despite the struggles, the 'Cats were in front 10-6 following a layup by Tre Demps six and a half minutes into the contest. With the game tied 17-17 with six minutes to go in the half, Ohio State rattled off nine straight points to go up 26-17 with four minutes remaining. A pair of buckets by Gavin Skelly helped spark a Northwestern comeback. A triple by Demps finally got the lid off for NU before Nathan Taphorn drilled a 3-pointer out of the corner in the closing seconds of the first half as the Wildcats closed the stanza on a 10-0 run to take a 27-26 lead at the break. The second period started well for Northwestern when Joey van Zegeren converted a three-point play to push the lead to four. The teams would battle back and forth throughout the majority of the stanza. Ohio State was up by three when McIntosh drilled a 3-pointer from the top of the key to tie the game for the 11th time, 44-44, with 9:10 left. The Buckeyes went up by five following Kam Williams' fifth triple of the game with 7:25 remaining, but NU got it to one on Falzon's trey with 6:03 left, but the Buckeyes made the key plays down the stretch to earn the victory.

Ohio State 65 • 11-5, 3-0 B1G

#	Player	Total		3-Ptr		Rebounds		PF	TP	A	TO	Bk	Stl	Min
		FG	F-GA	FG	F-GA	FT	F-TA							
1	Tate, Jae'Sean	r	4-8	0-0	1-6	1	3	4	1	9	1	2	0	30
2	Loving, Marc	r	4-10	0-4	2-5	2	5	7	1	10	2	3	0	34
33	Bates-Diop, Keita	r	0-3	0-2	0-0	0	2	2	2	0	0	1	0	13
32	Thompson, Trevor	c	5-9	0-0	2-3	3	7	10	4	12	1	0	1	22
13	Lyle, JaQuan	g	1-7	0-3	5-6	1	4	5	1	7	7	6	1	22
00	Mitchell, Mickey		1-2	0-0	0-0	0	2	2	3	2	0	0	0	11
12	Harris, A.J.		1-1	0-0	0-0	0	1	1	0	2	3	0	0	1
14	Lane, Joey		0-0	0-0	0-0	0	0	0	0	0	0	0	0	0
15	Williams, Kam		8-13	5-9	0-0	1	2	0	21	1	0	3	2	32
4	Giddens, Daniel		1-3	0-0	0-2	1	2	3	1	2	0	0	0	18
	Team					2	6	8	1					
	Totals		25-56		5-18		10-22		11	33	44	14	65	18 12 6 7 200
FG % 1st Half: 11-27 40.7% 2nd half: 14-29 48.3% Game: 25-56 44.6% Deadball Rebounds 4														
3FG % 1st Half: 2-10 20.0% 2nd half: 3-8 37.5% Game: 5-18 27.8%														
FT % 1st Half: 2-6 33.3% 2nd half: 8-16 50.0% Game: 10-22 45.5%														

Northwestern 56 • 13-3, 1-2 B1G

#	Player	Total		3-Ptr		Rebounds		PF	TP	A	TO	Bk	Stl	Min
		FG	F-GA	FG	F-GA	FT	F-TA							
34	Lumpkin, Sanjay	r	0-2	0-2	0-0	2	5	7	4	0	1	2	2	21
35	Falzon, Aaron	r	3-11	1-7	1-2	1	6	7	3	8	0	0	1	30
1	van Zegeren, Joey	c	2-4	0-0	3-3	1	2	3	4	7	0	1	0	14
14	Demps, Tre	g	3-17	1-8	0-0	1	0	1	4	7	0	0	0	35
30	McIntosh, Bryant	g	5-15	2-4	3-4	0	2	2	2	15	6	5	0	19
20	Lindsey, Scottie		0-2	0-2	0-0	0	4	4	0	2	3	1	0	15
23	Ash, Jordan		0-0	0-0	0-0	0	0	0	0	0	0	0	0	1
32	Taphorn, Nathan		2-2	2-2	0-2	1	1	2	0	6	1	0	1	12
44	Skelly, Gavin		2-3	0-0	0-0	2	0	2	1	4	0	0	1	8
5	Pardon, Dererk		4-11	0-0	1-4	7	7	14	0	9	0	2	0	25
	Team					1	1	2						
	Totals		21-67		6-25		8-15		16	28	44	20	56	11 10 7 2 200
FG % 1st Half: 10-33 30.3% 2nd half: 11-34 32.4% Game: 21-67 31.3% Deadball Rebounds 4														
3FG % 1st Half: 2-13 15.4% 2nd half: 4-12 33.3% Game: 6-25 24.0%														
FT % 1st Half: 5-9 55.6% 2nd half: 3-6 50.0% Game: 8-15 53.3%														

Officials: Gene Steratore, Ted Valentine, Bo Boroski  
Technical fouls: Ohio State-TEAM, Northwestern-None.  
Attendance: 7439

Score by periods				1st		2nd		Total	
Ohio State				26	39	65			
Northwestern				27	29	56			

Last FG - OSU 2nd-03:00, NU 2nd-00:40.  
Largest lead - OSU by 12 2nd-02:01, NU by 4 1st-13:30.  
OSU led for 22:08, NU led for 06:53. Game was tied for 10:46.

Points In Off 2nd Fast  
OSU 38 11 7 13 27  
NU 30 11 17 16 19

Score tied - 11 times.  
Lead changed - 6 times.

Game 17  
NU 77, Minnesota 52  
Jan. 9, 2016 • Minneapolis, Minn.

Freshman Aaron Falzon matched a career high by scoring 20 points, including hitting six 3-pointers, as Northwestern rolled to a 77-52 road win over Minnesota at Williams Arena. Bryant McIntosh dished out a career-best 11 assists and the 25-point margin of victory was the Wildcats highest in a Big Ten road game since a 77-20 win at Chicago on Jan. 14, 1944. Trailing 9-5 early on, the 'Cats got things going behind Falzon as he hit a trio of triple during a 15-2 run that put the visitors in front 20-11. The Northwestern lead grew to as many as 11, 29-18, before Minnesota got back within striking distance at 32-26 at halftime. After Joey van Zegeren closed the Wildcats' first-half scoring with a pair of dunks, he started the second stanza with two more before a jumper by Falzon forced the Golden Gophers to burn an early timeout. Falzon hit his fifth triple of the game to stretch the lead to 15 before Nate Mason hit a pair of 3-pointers to get Minnesota back within nine. However, Falzon answered by draining his sixth trey and Northwestern led by double figures the rest of the way. Minnesota was still in contention trailing by 13, but a 14-5 Northwestern run increased the advantage to 60-38 with just over eight minutes remaining and the 'Cats cruised the rest of the way. NU shot 65.2 percent (15-23) from the field in the second half as it out-scored Minnesota 45-26. The victory margin was Northwestern best in a Big Ten game since a 78-47 win over Ohio State on Jan. 25, 1997. The win improved the Wildcats to 4-0 in true road games for the first time since the 1930-31 campaign.

Northwestern 77 • 14-3, 2-2

#	Player	Total		3-Ptr		Rebounds		PF	TP	A	TO	Bk	Stl	Min
		FG	F-GA	FG	F-GA	FT	F-TA							
35	Falzon, Aaron	r	7-10	6-9	0-0	0	3	3	0	20	1	2	1	29
01	van Zegeren, Joey	c	4-5	0-0	3-3	2	2	4	3	11	1	2	1	21
14	Demps, Tre	g	5-11	1-5	2-2	0	5	5	0	13	1	0	0	38
30	McIntosh, Bryant	g	3-9	1-5	0-0	1	3	4	2	7	11	2	0	32
34	Lumpkin, Sanjay	g	1-4	1-2	0-0	3	7	10	0	3	2	1	0	13
05	Pardon, Dererk		1-1	0-0	3-4	0	0	0	3	5	1	3	1	18
10	Hall, Charlie		0-0	0-0	0-0	0	0	0	0	0	0	0	0	1
20	Lindsey, Scottie		4-6	1-3	0-0	0	0	0	1	9	1	2	0	16
23	Ash, Jordan		1-1	0-0	2-2	0	2	2	2	4	0	0	0	8
32	Taphorn, Nathan		2-2	1-1	0-0	0	0	0	2	5	0	0	0	12
44	Skelly, Gavin		0-1	0-0	0-0	0	1	1	0	0	0	0	0	2
	Team					2	2	4						
	Totals		28-50		11-25		10-11		8	25	33	13	77	18 13 3 6 200
FG % 1st Half: 13-27 48.1% 2nd half: 15-23 65.2% Game: 28-50 56.0% Deadball Rebounds 1														
3FG % 1st Half: 5-14 35.7% 2nd half: 6-11 54.5% Game: 11-25 44.0%														
FT % 1st Half: 1-1 100.0 2nd half: 9-10 90.0% Game: 10-11 90.9%														

Minnesota 52 • 6-10, 0-4

#	Player	Total		3-Ptr		Rebounds		PF	TP	A	TO	Bk	Stl	Min
		FG	F-GA	FG	F-GA	FT	F-TA							
03	Murphy, Jordan	r	1-5	0-2	2-2	0	3	3	3	4	0	4	1	22
22	King, Joey	r	1-3	1-2	0-0	0	2	3	1	3	0	0	0	14
21	Konate, Bakary	c	5-8	0-0	2-2	2	1	3	4	12	1	1	1	34
02	Mason, Nate	g	4-12	3-7	2-2	0	1	1	2	13	6	1	0	37
11	Morris, Carlos	g	3-8	1-4	0-0	0	1	1	1	7	1	2	0	24
01	McBrayer, Dupree		2-4	0-0	4-6	0	4	4	1	8	2	3	0	21
04	Dorsey, Kevin		2-5	0-2	0-0	0	2	2	1	4	2	0	0	15
32	Gilbert, Ahmad		0-1	0-1	1-2	0	0	0	0	1	0	0	0	13
	Team					1	0							
	Totals		18-46		5-18		11-14		3	14	17	13	52	12 11 2 4 200
FG % 1st Half: 10-26 38.5% 2nd half: 8-20 40.0% Game: 18-46 39.1% Deadball Rebounds 3														
3FG % 1st Half: 3-10 30.0% 2nd half: 2-8 25.0% Game: 5-18 27.8%														
FT % 1st Half: 3-4 75.0% 2nd half: 8-10 80.0% Game: 11-14 78.6%														

Officials: Lamont Simpson, Steve McJunkins, John Garfney  
Technical fouls: Northwestern-None, Minnesota-None.  
Attendance: 10436

Score by periods				1st		2nd		Total	
Northwestern				32	45	77			
Minnesota				26	26	52			

Last FG - NU 2nd-00:14, MINN 2nd-00:07.  
Largest lead - NU by 27 2nd-02:04, MINN by 4 1st-16:11.  
NU led for 34:28, MINN led for 04:44. Game was tied for 00:48.

Points In Off 2nd Fast  
NU 36 10 2 10 23  
MINN 24 16 4 0 13

Score tied - 1 time.  
Lead changed - 5 times.

## INDIVIDUAL CAREER HIGHS

## JORDAN ASH

Points ..... 10 vs. Sacred Heart (12/21/15)  
 Rebounds..... 3 vs. Sacred Heart (12/21/15)  
 FG..... 3 (2x) last vs. Sacred Heart (12/21/15)  
 3-pt FG ..... 2 vs. Chicago St. (12/13/15)  
 FT..... 3 vs. Sacred Heart (12/21/15)  
 Assists..... 4 vs. New Orleans (11/28/15)  
 Steals ..... 1 vs. UNC (11/23/15)  
 Minutes... 17 (2x) last vs. Sacred Heart (12/21/15)

## TRE DEMPS

Points .....23 (4x) last vs. Chicago St. (12/13/15)  
 Rebounds..... 9 vs. Chicago St. (12/13/15)  
 FG..... 9 (2x) last vs. Chicago St. (12/13/15)  
 3-pt FG ..... 5 vs. Chicago St. (12/13/15)  
 FT..... 6 (2x) last at Michigan State (2/13/14)  
 Assists..... 7 (4x) last vs. Loyola (Md.) (12/27/15)  
 Steals ..... 3 vs. New Orleans (11/28/15)  
 Minutes.....46 vs. Michigan (3/3/15)

## AARON FALZON

Points ..... 20 (2x) last at Minnesota (1/9/16)  
 Rebounds..... 7 vs. Ohio State (1/6/16)  
 FG..... 8 vs. UMass Lowell (11/13/15)  
 3-pt FG ..... 6 at Minnesota (1/9/16)  
 FT..... 6 vs. Maryland (1/2/16)  
 Assists..... 3 vs. Chicago St. (12/13/15)  
 Steals ..... 1 (5x) last at Minnesota (1/9/16)  
 Minutes..... 32 vs. Columbia (11/20/15)

## CHARLIE HALL

Points ..... none  
 Rebounds..... none  
 FG..... none  
 3-pt FG ..... none  
 FT..... none  
 Assists..... none  
 Steals ..... none  
 Minutes..... 4 vs. Sacred Heart (12/21/15)

## VIC LAW

Points ..... 17 vs. Penn State (2/21/15)  
 Rebounds..... 11 vs. Penn State (2/21/15)  
 FG..... 7 vs. Penn State (2/21/15)  
 3-pt FG ..... 3 (3x) last vs. Indiana (2/25/15)  
 FT..... 8 vs. Elon (11/22/14)  
 Assists..... 4 (2x) last vs. Elon (11/22/14)  
 Steals ..... 3 vs. Michigan State (2/10/15)  
 Minutes.....38 vs. Michigan (3/3/15)

## SCOTTIE LINDSEY

Points ..... 26 vs. New Orleans (11/28/15)  
 Rebounds..... 7 vs. MVSU (12/15/15)  
 FG..... 9 vs. New Orleans (11/28/15)  
 3-pt FG ..... 6 vs. New Orleans (11/28/15)  
 FT..... 2 (4x) last vs. New Orleans (11/28/15)  
 Assists..... 7 vs. Missouri (11/24/15)  
 Steals ..... 2 (5x) last vs. Sacred Heart (12/21/15)  
 Minutes.....38 vs. Iowa (2/15/15)

## SANJAY LUMPKIN

Points ..... 15 at Brown (11/17/14)  
 Rebounds..... 12 (3x) last vs. UML (11/13/15)  
 FG..... 5 (3x) last at DePaul (12/19/15)  
 3-pt FG ..... 3 (2x) last at Maryland (1/25/15)  
 FT..... 4 (3x) last vs. Elon (11/22/14)  
 Assists..... 5 vs. MVSU (12/14/14)  
 Steals ..... 5 vs. Iowa (1/25/14)  
 Minutes.....43 vs. Purdue (1/21/14)

## BRYANT McINTOSH

Points ..... 33 vs. Loyola (Md.) (12/27/15)  
 Rebounds..... 6 vs. Indiana (2/25/15)  
 FG..... 11 (2x) last vs. Loyola (Md.) (12/27/15)  
 3-pt FG ..... 5 vs. Columbia (11/20/15)  
 FT..... 8 (2x) last vs. Loyola (Md.) (12/27/15)  
 Assists ..... 11 at Minnesota (1/9/16)  
 Steals ..... 4 vs. Fairfield (11/18/15)  
 Minutes.....45 at DePaul (12/19/15)

## ALEX OLAH

Points ..... 25 vs. Michigan (3/3/15)  
 Rebounds..... 13 vs. Iowa (2/15/15)  
 FG..... 12 vs. Michigan (3/3/15)  
 3-pt FG ..... 3 at Nebraska (3/1/14)  
 FT..... 8 vs. Houston Baptist (11/14/14)  
 Assists ..... 7 (2x) last vs. N. Kentucky (12/27/14)  
 Steals ..... 3 vs. Delaware St. (11/20/12)  
 Minutes.....44 vs. Michigan (3/3/15)

## DERERK PARDON

Points ..... 28 at Nebraska (12/30/15)  
 Rebounds..... 14 vs. Ohio State (1/6/16)  
 FG..... 11 at Nebraska (12/30/15)  
 3-pt FG ..... none  
 FT..... 6 at Nebraska (12/30/15)  
 Assists ..... 1 vs. Maryland (1/2/16)  
 Steals ..... 1 at Nebraska (12/30/15)  
 Minutes..... 29 at Nebraska (12/30/15)

## GAVIN SKELLY

Points ..... 10 vs. New Orleans (11/28/15)  
 Rebounds..... 8 vs. New Orleans (11/28/15)  
 FG..... 4 vs. New Orleans (11/28/15)  
 3-pt FG ..... none  
 FT..... 5 vs. Missouri (11/24/15)  
 Assists ..... 3 vs. MVSU (12/14/14)  
 Steals ..... 3 vs. MVSU (12/14/14)  
 Minutes..... 21 vs. Sacred Heart (12/21/15)

## NATHAN TAPHORN

Points ..... 16 vs. MVSU (12/14/14)  
 Rebounds..... 6 vs. Sacred Heart (12/21/15)  
 FG..... 7 vs. MVSU (12/14/14)  
 3-pt FG ..... 3 (5x) last vs. SIUE (12/5/15)  
 FT..... 2 (5x) last vs. Sacred Heart (12/21/15)  
 Assists ..... 3 vs. MVSU (12/15/15)  
 Steals ..... 2 at Stanford (11/14/13)  
 Minutes..... 27 vs. Missouri (11/28/13)

## JOEY VAN ZEGEREN

Points ..... 21 at Georgia Tech (3/8/14)  
 Rebounds..... 10 (3x) last at Penn State (12/3/14)  
 FG..... 9 (2x) last at Penn State (12/3/14)  
 3-pt FG ..... none  
 FT..... 4 (3x) last vs. New Orleans (11/28/15)  
 Assists ..... 3 vs. Virginia (2/18/14)  
 Steals ..... 2 (3x) last vs. Presbyterian (12/27/14)  
 Minutes.....35 at Miami (Fla.) (12/8/13)

## ACTIVE TEAM LEADERS

## POINTS

Tre Demps..... 1,261  
 Alex Olah..... 1,017  
 Bryant McIntosh..... 627  
 Joey van Zegeren ..... 495  
 Sanjay Lumpkin ..... 349

## REBOUNDS

Alex Olah..... 596  
 Sanjay Lumpkin..... 385  
 Joey van Zegeren ..... 370  
 Tre Demps..... 297  
 Vic Law ..... 153

## ASSISTS

Bryant McIntosh..... 273  
 Tre Demps..... 247  
 Alex Olah..... 150  
 Sanjay Lumpkin ..... 94  
 Scottie Lindsey ..... 46  
 Vic Law ..... 41

## BLOCKED SHOTS

Alex Olah..... 169  
 Joey van Zegeren ..... 109  
 Sanjay Lumpkin ..... 27  
 Gavin Skelly ..... 26  
 Scottie Lindsey ..... 19

## STEALS

Sanjay Lumpkin ..... 67  
 Alex Olah..... 48  
 Tre Demps..... 36  
 Joey van Zegeren ..... 30  
 Bryant McIntosh ..... 28

## 3-POINT FIELD GOALS

Tre Demps..... 170  
 Bryant McIntosh ..... 68  
 Nathan Taphorn..... 56  
 Scottie Lindsey ..... 47  
 Sanjay Lumpkin ..... 35

## GAMES PLAYED

Tre Demps..... 117  
 Alex Olah..... 108  
 Joey van Zegeren ..... 92  
 Sanjay Lumpkin ..... 86  
 Nathan Taphorn..... 66

## GAMES STARTED

Alex Olah..... 105  
 Sanjay Lumpkin..... 75  
 Tre Demps..... 58  
 Bryant McIntosh ..... 47  
 Joey van Zegeren ..... 36



1

## JOEY VAN ZEGEREN

6-10 • 235 • Gr. • Center  
Hoogeveen, Netherlands  
Canarias Basketball Academy/  
Virginia Tech

### 2015-16 SEASON NOTES

- Appeared in first game as a Wildcat vs. UMass Lowell (11/13), posting 4 rebounds with a blocked shot and a steal
- Grabbed 6 rebounds in 10 minutes of action in a win over Columbia (11/20)
- Connected on all three field goals en route to 8 points with 5 rebounds in a victory over Missouri (11/24)
- In his return to Virginia Tech (12/1), contributed a pair of dunks late in regulation to help lead the Wildcats to victory
- Blocked a season-high 5 shots to go along with 6 points and 8 rebounds in a win over SIUE (12/5)
- Missed four straight games from 12/13-21 due to a right foot injury
- Returned from injury to make first start as a Wildcat in a win over Loyola (Md.) (12/27), posting 6 points, 5 rebounds and 3 blocks
- Posted 8 points, including hitting a three field goal attempts, vs. No. 4 Maryland (1/2)
- Tallied a season-high 11 points, including nine consecutive for the team spanning both halves, in a victory at Minnesota (1/9)

### VAN ZEGEREN'S GAME-BY-GAME STATISTICS

Opponent	GS	FG	3FG	FT	Reb	Pts	A	TO	B	S	Min
UMass Lowell		0-1	0-0	1-5	4	1	0	0	1	1	10
Fairfield		2-3	0-0	2-3	2	6	0	0	1	0	12
Columbia		1-1	0-0	0-0	6	2	1	4	0	1	10
vs. North Carolina		1-1	0-0	0-0	2	2	0	1	1	1	13
vs. Missouri		3-3	0-0	2-4	5	8	0	3	1	0	15
New Orleans		0-2	0-0	4-4	3	4	1	1	1	0	19
at Virginia Tech		2-3	0-0	0-0	2	4	0	2	1	0	14
SIU Edwardsville		2-4	0-0	2-7	8	6	0	0	5	0	16
Chicago State					DNP						
Miss. Valley State					DNP						
at DePaul					DNP						
Sacred Heart					DNP						
Loyola (Md.)	*	3-5	0-0	0-3	5	6	1	1	3	0	17
at Nebraska	*	1-3	0-0	0-0	3	2	0	1	0	1	11
Maryland	*	3-3	0-0	2-7	3	8	0	2	1	0	16
Ohio State	*	2-4	0-0	3-3	3	7	0	1	0	0	14
at Minnesota	*	4-5	0-0	3-3	4	11	1	2	1	1	21



5

## DERERK PARDON

6-8 • 230 • Fr. • Center  
Cleveland, Ohio  
Villa Angela-St. Joseph

### 2015-16 SEASON NOTES

- Ranks second in the Big Ten in league play with an average of 8.0 rebounds per game and 15 offensive rebounds
- Made collegiate debut in a comeback victory over Loyola (Md.) (12/27), connecting on all three field goal attempts in scoring 6 points with 4 rebounds and a blocked shot
- In just his second collegiate game, posted a double-double with 28 points and 12 rebounds (23 and 11 in the second half) in a stellar performance to key a comeback from a 12-point deficit in a victory over Nebraska (12/30) in the Big Ten opener
- Connected on four of five field goal attempts in posting 8 points with 6 rebounds vs. No. 4 Maryland (1/2)
- Recorded 9 points and a career-high 14 rebounds (7 offensive) with a pair of blocked shots vs. Ohio State (1/6)
- The 14 rebounds vs. Ohio State were the most by a Northwestern player in a game since Jared Swopshire had 16 at Nebraska Jan. 26, 2013

### PARDON'S GAME-BY-GAME STATISTICS

Opponent	GS	FG	3FG	FT	Reb	Pts	A	TO	B	S	Min
UMass Lowell					DNP						
Fairfield					DNP						
Columbia					DNP						
vs. North Carolina					DNP						
vs. Missouri					DNP						
New Orleans					DNP						
at Virginia Tech					DNP						
SIU Edwardsville					DNP						
Chicago State					DNP						
Miss. Valley State					DNP						
at DePaul					DNP						
Sacred Heart					DNP						
Loyola (Md.)		3-3	0-0	0-2	4	6	0	1	1	0	23
at Nebraska		11-14	0-0	6-8	12	28	0	0	1	1	29
Maryland		4-5	0-0	0-1	6	8	1	0	1	1	23
Ohio State		4-11	0-0	1-4	14	9	0	0	2	0	25
at Minnesota		1-1	0-0	3-4	0	5	1	2	0	2	18





10

## CHARLIE HALL

6-5 • 200 • Fr. • Forward  
Los Angeles, Calif.  
Crossroads School

### 2015-16 SEASON NOTES

- Made collegiate debut in a season-opening victory over UMass Lowell (11/13)



14

## TRE DEMPS

6-3 • 202 • R-Sr. • Guard  
Concord, Calif.  
Ronald Reagan (San Antonio)

### 2015-16 SEASON NOTES

- Got married during the summer of 2015 to his wife, Heather
- Ranks 17th in school history with 1,261 career points and eighth with 170 3-point field goals
- Assist-to-turnover ratio of 3.47 (59 assists, 17 turnovers) ranks 18th in the nation
- Handed out 25 assists with only one turnover over a six-game stretch from Dec. 13-30
- Was one of the top 20 players in the nation to take part in the Nike Basketball Academy camp in California last August
- Tallied 10 points with 3 assists in a season-opening win over UMass Lowell (11/13)
- Scored a season-high 22 points with four 3-pointers and 6 assists in an overtime victory over Columbia (11/20)
- Accounted for the team's first 10 points of the game en route to posting 16 points with 5 assists and 3 steals in a win over New Orleans (11/28)
- Posted the team's first nine points of the game en route to scoring 17 in a victory at Virginia Tech (12/1)
- Matched a career high with 7 assists in a win over SIUE (12/5)
- Equaled a career high with 23 points while posting new bests of 9 rebounds and five 3-pointers in a victory over Chicago State (12/13)
- Recorded 18 points, 7 rebounds and 4 assists to earn the Waldo Fisher/Frank McGrath Award as the MVP of the Northwestern/DePaul game (12/19)
- Tallied 17 points with 5 assists in a win over Sacred Heart (12/21)

### HALL'S GAME-BY-GAME STATISTICS

Opponent	GS	FG	3FG	FT	Reb	Pts	A	TO	B	S	Min
UMass Lowell		0-0	0-0	0-0	0	0	0	0	0	0	1
Fairfield					DNP						
Columbia					DNP						
vs. North Carolina					DNP						
vs. Missouri					DNP						
New Orleans		0-0	0-0	0-0	0	0	0	0	0	0	1
at Virginia Tech					DNP						
SIU Edwardsville					DNP						
Chicago State		0-0	0-0	0-0	0	0	0	0	0	0	2
Miss. Valley State					DNP						
at DePaul		0-0	0-0	0-0	0	0	0	0	0	0	0+
Sacred Heart		0-0	0-0	0-0	0	0	0	0	0	0	4
Loyola (Md.)					DNP						
at Nebraska					DNP						
Maryland					DNP						
Ohio State					DNP						
at Minnesota		0-0	0-0	0-0	0	0	0	0	0	0	1

### DEMPS' GAME-BY-GAME STATISTICS

Opponent	GS	FG	3FG	FT	Reb	Pts	A	TO	B	S	Min
UMass Lowell	*	3-9	1-5	3-4	1	10	3	0	0	0	36
Fairfield	*	4-16	0-7	6-8	2	14	3	1	0	0	39
Columbia	*	9-19	4-8	0-1	3	22	6	2	0	0	45
vs. North Carolina	*	7-16	4-7	3-4	3	21	3	2	0	1	37
vs. Missouri	*	5-9	1-2	2-3	4	13	2	3	0	1	37
New Orleans	*	7-14	2-6	0-0	1	16	5	1	0	3	28
at Virginia Tech	*	8-21	1-9	0-0	6	17	4	1	0	0	45
SIU Edwardsville	*	3-8	1-3	0-0	1	7	7	3	0	0	29
Chicago State	*	9-18	5-10	0-0	9	23	3	0	0	0	34
Miss. Valley State	*	4-13	1-5	4-5	4	13	2	0	0	0	34
at DePaul	*	7-20	1-6	3-4	7	18	4	0	0	1	43
Sacred Heart	*	6-12	4-8	1-2	3	17	5	0	0	0	29
Loyola (Md.)	*	3-9	0-1	1-2	3	7	7	1	0	1	37
at Nebraska	*	6-16	3-7	2-4	4	17	4	0	0	1	36
Maryland	*	4-16	1-6	0-0	1	9	0	3	0	0	37
Ohio State	*	3-17	1-8	0-0	1	7	0	0	0	0	35
at Minnesota	*	5-11	1-5	2-2	5	13	1	0	0	1	38



20

## SCOTTIE LINDSEY


6-5 • 205 • So. • Guard/Forward  
Hillside, Ill.  
Fenwick

### 2015-16 SEASON NOTES

- Scored 7 points, including throwing down a pair of dunks, with 3 rebounds and 2 steals in a season-opening victory vs. UMass Lowell (11/13)
- Hit two 3-pointers and scored 8 points in a win over Fairfield (11/18)
- Posted a season-high 11 points against No. 9/8 North Carolina (11/23)
- Dished out career-best 7 assists in a victory over Missouri (11/24)
- Came off the bench to tally a career-high 26 points on 9-of-12 shooting, including 6-of-7 from 3-point range, in a victory over New Orleans (11/28)
- Pulled down a career-high 7 rebounds off the bench in a win over Mississippi Valley State (12/15)
- Scored 11 points with 6 assists, 4 rebounds and 2 steals in a victory over Sacred Heart (12/21)
- Connected on 5 of 6 field goal attempts, including all three from 3-point range, in scoring 14 points with 4 rebounds in a win over Loyola (Md.) (12/27)
- Knocked down three 3-pointers, including one that tied the game to help erase a 12-point second-half deficit, in a win at Nebraska (12/30)

### LINDSEY'S GAME-BY-GAME STATISTICS

Opponent	GS	FG	3FG	FT	Reb	Pts	A	TO	B	S	Min
UMass Lowell		3-9	0-4	1-4	3	7	1	1	1	2	21
Fairfield		2-7	2-4	2-2	3	8	2	0	0	0	18
Columbia		0-1	0-1	0-0	0	0	0	1	1	0	7
vs. North Carolina		4-5	2-3	1-1	1	11	0	2	1	1	25
vs. Missouri		1-6	1-5	0-0	1	3	7	1	0	0	25
New Orleans		9-12	6-7	2-2	5	26	1	1	1	1	27
at Virginia Tech	*	1-3	1-2	0-0	0	3	0	3	0	1	12
SIU Edwardsville	*	2-5	0-2	0-1	0	4	2	1	0	1	14
Chicago State	*	1-4	0-3	0-0	1	2	2	1	0	0	17
Miss. Valley State		0-4	0-2	3-4	7	3	1	2	0	0	18
at DePaul		2-6	1-4	0-0	4	5	1	0	0	0	17
Sacred Heart		4-7	3-5	0-0	4	11	6	0	0	2	24
Loyola (Md.)		5-6	3-3	1-1	4	14	1	1	0	0	22
at Nebraska		3-4	3-4	0-0	3	9	1	1	0	0	23
Maryland		2-5	1-3	2-2	4	7	0	1	0	1	20
Ohio State		0-2	0-2	0-0	4	0	3	1	0	1	15
at Minnesota		4-6	1-3	0-0	0	9	1	2	0	2	16



22

## ALEX OLAH

7-0 • 275 • Sr. • Center  
Timisoara, Romania  
Traders Point Christian (Ind.)

### 2015-16 SEASON NOTES

- Northwestern's all-time leader with 169 blocked shots
- Named Big Ten Co-Player of the Week Nov. 16 for his efforts in a Nov. 13 win over UMass Lowell in which he posted 21 points, 12 rebounds and 2 blocked shots
- Matched a career high with 6 blocked shots in a victory over New Orleans (11/28)
- Tied a season high with 21 points to go along with 8 rebounds in a win over SIUE (12/5)
- Recorded a double-double in a victory over Mississippi Valley State (12/15), hitting his first seven field goal attempts in posting 21 points with 11 rebounds and 3 blocked shots
- Scored 14 points with 7 rebounds in an overtime victory at DePaul (12/19)
- Became 33rd player in school history to reach 1,000 career points, scoring at team-high 21 including hitting 8 of 10 field goal attempts in a win over Sacred Heart (12/21)
- Has missed last five games due to a left foot injury

### OLAH'S GAME-BY-GAME STATISTICS

Opponent	GS	FG	3FG	FT	Reb	Pts	A	TO	B	S	Min
UMass Lowell	*	7-11	0-1	7-8	12	21	1	1	2	0	30
Fairfield	*	4-6	0-0	3-4	5	11	1	4	1	0	27
Columbia	*	4-6	0-0	0-1	7	8	2	1	1	0	35
vs. North Carolina	*	4-5	1-1	1-1	4	10	1	1	1	0	27
vs. Missouri	*	2-7	1-2	3-5	6	8	0	1	0	1	25
New Orleans	*	1-4	0-0	2-2	8	4	1	4	6	0	21
at Virginia Tech	*	2-6	1-1	0-1	3	5	1	0	3	0	30
SIU Edwardsville	*	9-15	0-1	3-6	8	21	1	0	2	0	23
Chicago State	*	4-6	0-2	1-2	2	9	2	0	3	0	25
Miss. Valley State	*	8-11	0-1	5-7	11	21	2	2	3	0	26
at DePaul	*	5-10	0-0	4-4	7	14	2	1	2	0	33
Sacred Heart	*	8-10	0-0	5-6	5	21	0	1	0	0	20
Loyola (Md.)						DNP					
at Nebraska						DNP					
Maryland						DNP					
Ohio State						DNP					
at Minnesota						DNP					



23

## JORDAN ASH

 6-3 • 190 • Fr. • Guard  
 Bolingbrook, Ill.  
 St. Joseph

## 2015-16 SEASON NOTES

- Made collegiate debut in a season-opening victory over UMass Lowell (11/13)
- Recorded a rebound, an assist and a steal against No. 9/8 North Carolina (11/23)
- Knocked down his first collegiate field goal—a 3-pointer—in a victory over Missouri (11/24)
- Handed out 4 assists in a season-high 17 minutes of action in a victory over New Orleans (11/28)
- Scored 8 points, including hitting a pair of 3-pointers, in a win over Chicago State (12/13)
- Posted a season-high 10 points with 3 rebounds and a pair of assists in a victory over Sacred Heart (12/21)

## ASH'S GAME-BY-GAME STATISTICS

Opponent	GS	FG	3FG	FT	Reb	Pts	A	TO	B	S	Min
UMass Lowell	0-0	0-0	0-0	0	0	0	0	0	0	0	2
Fairfield	0-1	0-1	0-0	0	0	0	0	0	0	0	3
Columbia	0-0	0-0	0-0	0	0	0	0	0	0	0	0+
vs. North Carolina	0-1	0-1	0-0	1	0	1	0	0	1	1	7
vs. Missouri	1-1	1-1	0-0	1	3	0	0	0	0	0	6
New Orleans	1-2	0-1	0-0	1	2	4	1	0	0	0	17
at Virginia Tech	0-1	0-1	0-0	0	0	1	0	0	0	0	3
SIU Edwardsville	0-0	0-0	0-0	1	0	2	0	0	0	0	9
Chicago State	3-7	2-4	0-0	1	8	1	1	0	0	0	12
Miss. Valley State	0-0	0-0	0-2	0	0	2	1	0	0	0	11
at DePaul	0-0	0-0	0-0	0	0	0	0	0	0	0	0+
Sacred Heart	3-4	1-2	3-4	3	10	2	1	0	0	0	17
Loyola (Md.)					DNP						
at Nebraska	0-0	0-0	0-0	0	0	0	0	0	0	0	0+
Maryland	0-1	0-1	0-0	0	0	0	0	0	0	0	2
Ohio State	0-0	0-0	0-0	0	0	0	0	0	0	0	1
at Minnesota	1-1	0-0	2-2	2	4	0	0	0	0	0	8



30

## BRYANT McINTOSH

 6-3 • 185 • So. • Guard  
 Greensburg, Ind.  
 Greensburg

## 2015-16 SEASON NOTES

- Ranks first in the Big Ten in assists (7.2 pg), third in free throw percentage (.855), ninth in steals (1.2 pg) and 10th in scoring (15.4 ppg)
- Average of 7.2 assists per game ranks eighth nationally
- Has handed out 8 or more assists in a game 10 times this season, including six in a row from Dec. 15-Jan. 2
- Team leader with 20 steals after recording 8 all of last season
- Was one of four college players to participate in Stephen Curry's SC 30 Select Camp in California in August
- Scored 12 points and dished out 8 assists in a season-opening victory over UMass Lowell (11/13)
- Put together a solid all-around game in a win over Fairfield (11/18), posting 20 points, 5 assists, 5 rebounds and a season-high 4 steals
- Scored 32 points with five 3-pointers and 6 assists on his 21st birthday in an overtime win over Columbia (11/20)
- Handed out 9 assists to go along with 14 points against No. 9/8 North Carolina (11/23)
- Tallied the team's first 11 points of the game, including hitting three straight 3-point attempts, in a win over Missouri (11/24)
- Posted 13 points and dished out 6 of his 7 assists in the first half in a win over New Orleans (11/28)
- Scored a team-high 19 points, including hitting the game-winning layup with 27.4 seconds remaining in overtime, in a victory at Virginia Tech (12/1)
- Recorded 13 points and 8 assists in an overtime victory at DePaul (12/19)
- Dished out a career-high 10 assists in a win over Sacred Heart (12/21)
- Tallied a career-high 33 points—hitting 11 of 15 field goal attempts—with 8 assists in a comeback win over Loyola (Md.) (12/27)
- Posted team highs of 17 points, 9 assists and 3 steals to go along with 5 rebounds vs. No. 4 Maryland (1/2)

## MCINTOSH'S GAME-BY-GAME STATISTICS

Opponent	GS	FG	3FG	FT	Reb	Pts	A	TO	B	S	Min
UMass Lowell	*	5-13	2-6	0-0	2	12	8	2	0	0	36
Fairfield	*	8-13	2-4	2-2	5	20	5	1	0	4	31
Columbia	*	11-17	5-6	5-6	3	32	6	5	0	0	43
vs. North Carolina	*	3-15	0-2	8-9	2	14	9	4	0	1	36
vs. Missouri	*	5-8	3-4	0-0	3	13	2	3	0	2	28
New Orleans	*	5-9	1-3	2-2	3	13	7	1	1	1	27
at Virginia Tech	*	8-15	2-3	1-2	5	19	4	4	0	3	40
SIU Edwardsville	*	3-6	0-2	5-7	3	11	8	1	1	0	33
Chicago State	*	3-5	2-4	0-0	3	8	6	2	0	1	28
Miss. Valley State	*	5-12	1-5	3-3	4	14	8	3	0	2	32
at DePaul	*	4-14	1-6	4-4	5	13	8	0	0	0	45
Sacred Heart	*	3-4	3-3	0-0	1	9	10	3	0	1	27
Loyola (Md.)	*	11-15	3-5	8-9	3	33	8	4	0	1	39
at Nebraska	*	4-14	0-5	3-3	2	11	8	1	0	0	37
Maryland	*	7-16	0-3	3-4	5	17	9	3	0	3	39
Ohio State	*	5-15	2-4	3-4	2	15	6	5	0	1	39
at Minnesota	*	3-9	1-5	0-0	4	7	11	2	0	0	32





32

## NATHAN TAPHORN

 6-7 • 215 • Jr. • Forward  
 Pekin, Ill.  
 Pekin

## 2015-16 SEASON NOTES

- Came off the bench score 8 points including knocking down a pair of 3-pointers in season-opening win over UMass Lowell (11/13)
- Hit a pair of 3-pointers and grabbed 4 rebounds with a pair of assists in an overtime win over Columbia (11/20)
- Knocked down two triples in a win over New Orleans (11/28)
- Tallied a season-high 11 points, hitting three 3-pointers, in a victory at Virginia Tech (12/1)
- Connected on three 3-point field goals in scoring 9 points in a win over SIUE (12/5)
- Matched a season high with 11 points—including hitting a trio of 3-pointers—while posting 5 rebounds with 3 assists and a pair of blocked shots in a victory over Chicago State (12/13)
- Posted a career-best 3 blocked shots while matching another with 5 rebounds to go along with 6 points in a win over Mississippi Valley State (12/15)
- Grabbed a career-high 6 rebounds to go along with 11 points in a victory over Sacred Heart (12/21)

## TAPHORN'S GAME-BY-GAME STATISTICS

Opponent	GS	FG	3FG	FT	Reb	Pts	A	TO	B	S	Min
UMass Lowell		3-7	2-6	0-0	3	8	1	1	1	0	14
Fairfield		0-3	0-3	2-3	1	2	1	1	0	0	13
Columbia		2-3	2-3	0-0	4	6	2	0	0	0	14
vs. North Carolina		1-1	1-1	0-0	0	3	0	0	0	0	5
vs. Missouri					DNP						
New Orleans		2-5	2-5	0-0	2	6	1	1	0	0	14
at Virginia Tech		4-7	3-5	0-0	3	11	1	0	1	0	21
SIU Edwardsville		3-5	3-4	0-0	1	9	0	1	0	0	11
Chicago State		4-7	3-6	0-0	5	11	3	2	2	0	20
Miss. Valley State		2-5	1-4	1-2	5	6	3	0	3	1	18
at DePaul		1-3	0-2	1-1	2	3	0	1	0	0	14
Sacred Heart		4-7	1-4	2-2	6	11	1	2	0	0	13
Loyola (Md.)		0-2	0-1	0-0	1	0	0	1	0	0	3
at Nebraska		0-0	0-0	2-2	0	0	0	0	0	0	0+
Maryland		0-2	0-1	0-0	3	0	0	0	0	0	11
Ohio State		2-2	2-2	0-2	2	6	1	0	1	0	12
at Minnesota		2-2	1-1	0-0	0	5	0	0	0	0	12



34

## SANJAY LUMPKIN

 6-6 • 220 • R-Jr. • Guard/Forward  
 Wayzata, Minn.  
 Benilde-St. Margaret's

## 2015-16 SEASON NOTES

- Ranks 10th in the Big Ten with an average of 6.3 rebounds per game
- Matched a career high with 12 rebounds in a season-opening victory over UMass Lowell (11/13)
- Posted a solid all-around game in a win over Fairfield (11/18), recording 5 points, 7 rebounds, 4 assists and a steal
- Scored 9 points in a victory over Missouri (11/24)
- Tallied 12 points—including hitting a clutch 3-pointer in overtime—to go along with 7 rebounds and 3 assists in a win at Virginia Tech (12/1)
- Pulled down a team-high 9 rebounds in a victory over SIUE (12/5)
- Enjoyed a solid game in an overtime win at DePaul (12/19), posting a season-high 14 points with 7 rebounds
- Grabbed a game-high 8 rebounds in a comeback victory over Loyola (Md.) (12/27)
- Posted a game-high 10 rebounds in a return to his home state, a victory at Minnesota (1/9)

## LUMPKIN'S GAME-BY-GAME STATISTICS

Opponent	GS	FG	3FG	FT	Reb	Pts	A	TO	B	S	Min
UMass Lowell	*	0-2	0-1	0-0	12	0	3	0	0	0	24
Fairfield	*	2-2	0-0	1-1	7	5	4	0	0	1	30
Columbia	*	1-3	1-3	0-0	2	3	2	0	1	1	24
vs. North Carolina	*	1-3	0-2	2-2	5	4	0	2	0	1	25
vs. Missouri	*	2-4	2-3	3-6	2	9	0	2	0	0	26
New Orleans	*	1-2	0-0	0-0	3	2	1	2	0	0	15
at Virginia Tech	*	5-7	1-2	1-3	7	12	3	0	0	1	35
SIU Edwardsville	*	2-2	0-0	0-0	9	4	1	2	0	0	23
Chicago State	*	2-2	2-2	2-2	6	8	3	0	0	2	21
Miss. Valley State	*	2-4	0-2	2-2	8	6	2	2	2	1	23
at DePaul	*	5-7	1-1	3-4	7	14	1	1	0	0	35
Sacred Heart	*	2-3	1-1	2-2	4	7	2	0	0	0	17
Loyola (Md.)	*	1-5	0-1	0-0	8	2	0	0	0	0	31
at Nebraska	*	0-1	0-1	0-0	7	0	0	2	0	0	32
Maryland	*	1-6	0-3	0-0	3	2	0	1	0	1	18
Ohio State	*	0-2	0-2	0-0	7	0	1	2	2	0	21
at Minnesota	*	1-4	1-2	0-0	10	3	2	1	0	1	23



35

## AARON FALZON

6-8 • 213 • Fr. • Forward  
Newton, Mass.  
Northfield Mount Hermon

### 2015-16 SEASON NOTES

- Team leader with 39 3-point field goals
- Set a Northwestern record for a freshman in his collegiate debut by scoring 20 points (8-11 FG, 4-6 3-pt FG) in a win over UMass Lowell (11/13), including going 6-for-6 from the field and scoring 15 points in the second half
- Knocked down three 3-pointers in as many attempts over the first four minutes of the game—giving him seven makes in a row spanning two games—en route to 13 points in a victory over Fairfield (11/18)
- Recorded a season-high 6 rebounds in a victory over Missouri (11/24)
- Hit five of his first six 3-point field goal attempts on his way to scoring 17 points off the bench in a win over SIUE (12/5)
- Returned to the starting lineup to hit four 3-pointers in scoring 12 points while matching a season high with 6 rebounds in a win over Mississippi Valley State (12/15)
- Knocked down a pair of clutch 3-pointers in overtime to help give the Wildcats a win at DePaul (12/19)
- Hit four 3-pointers, including three consecutive in the first half, en route to 12 points in a victory at Nebraska (12/30)
- Matched a season-high with 20 points, including setting a personal best and equalling a team season high with six 3-pointers, in a win at Minnesota (1/9)

### FALZON'S GAME-BY-GAME STATISTICS

Opponent	GS	FG	3FG	FT	Reb	Pts	A	TO	B	S	Min
UMass Lowell	*	8-11	4-6	0-0	3	20	1	0	0	0	22
Fairfield	*	5-10	3-7	0-0	3	13	1	0	0	0	27
Columbia	*	1-7	1-5	2-5	3	5	0	1	0	0	32
vs. North Carolina	*	1-5	1-3	1-2	2	4	0	0	0	1	25
vs. Missouri	*	1-6	1-6	0-0	6	3	2	0	0	1	21
New Orleans	*	2-3	1-2	2-2	2	7	1	0	0	0	13
at Virginia Tech		1-3	1-3	3-3	5	6	0	1	0	0	15
SIU Edwardsville		5-10	5-10	2-2	3	17	2	1	2	1	24
Chicago State		2-6	1-5	1-3	2	6	3	0	2	0	24
Miss. Valley State	*	4-9	4-9	0-0	6	12	1	0	0	0	24
at DePaul	*	2-8	2-8	0-0	5	6	0	1	0	0	21
Sacred Heart	*	3-7	2-6	1-1	1	9	2	0	0	0	28
Loyola (Md.)	*	2-6	2-6	0-0	0	6	0	0	1	0	16
at Nebraska	*	4-6	4-6	0-0	4	12	0	1	0	0	24
Maryland	*	1-4	0-2	6-8	5	8	1	0	0	1	29
Ohio State	*	3-11	1-7	1-2	7	8	0	0	1	0	30
at Minnesota	*	7-10	6-9	0-0	3	20	1	2	1	1	29



44

## GAVIN SKELLY

6-8 • 225 • So. • Forward  
Westlake, Ohio  
Westlake

### 2015-16 SEASON NOTES

- Contributed 4 rebounds off the bench in 4 minutes of action in a season-opening win over UMass Lowell (11/13)
- Provided a huge boost off the bench in the second half and overtime of a comeback win over Columbia (11/20), posting 5 points, 5 rebounds, 2 blocked shots and a steal
- Scored 7 points, including connecting on all five free throw attempts, in a victory over Missouri (11/24)
- Posted career bests of 10 points and 8 rebounds with a block and a steal in a win over New Orleans (11/28)
- Pulled down 6 rebounds in a victory over Chicago State (12/13)
- Recorded 8 points and 5 rebounds in a win over Sacred Heart (12/21)

### SKELLY'S GAME-BY-GAME STATISTICS

Opponent	GS	FG	3FG	FT	Reb	Pts	A	TO	B	S	Min
UMass Lowell		0-1	0-0	0-1	4	0	0	1	0	0	4
Fairfield					DNP						
Columbia		2-2	0-0	1-1	5	5	0	0	2	1	15
vs. North Carolina					DNP						
vs. Missouri		1-1	0-0	5-5	3	7	2	1	0	1	17
New Orleans		4-5	0-1	2-3	8	10	0	3	1	1	18
at Virginia Tech		1-1	0-0	2-2	1	4	1	1	0	0	10
SIU Edwardsville		1-3	0-0	0-0	4	2	1	0	1	0	18
Chicago State		1-1	0-0	0-2	6	2	1	1	1	0	17
Miss. Valley State		1-2	0-0	1-2	3	3	0	1	2	0	14
at DePaul		1-1	0-0	3-4	4	5	0	1	0	0	17
Sacred Heart		3-5	0-0	2-2	5	8	2	3	1	0	21
Loyola (Md.)		0-1	0-0	0-0	1	0	0	1	1	0	12
at Nebraska		0-0	0-0	0-0	1	0	1	0	0	0	8
Maryland		0-1	0-1	0-0	2	0	0	1	0	0	5
Ohio State		2-3	0-0	0-0	2	4	0	0	1	0	8
at Minnesota		0-1	0-0	0-0	1	0	0	0	0	0	2



# Northwestern Men's Basketball Individual Career History



## Ash, Jordan

			Total		3-Point		F-Throws		Rebounds											Scoring	
Season	gp-gs	min/avg	fg-fga	pct	fg-fga	pct	ft-fa	pct	off	def	tot	avg	pf	fo	ast	to	blk	stl	pts	avg	
2015-16	16-0	98/6.1	9-19	.474	4-12	.333	5-8	.625	2	8	10	0.6	8	0	13	4	0	1	27	1.7	
TOTAL	16-0	98/6.1	9-19	.474	4-12	.333	5-8	.625	2	8	10	0.6	8	0	13	4	0	1	27	1.7	

## Demps, Tre

			Total		3-Point		F-Throws		Rebounds											Scoring	
Season	gp-gs	min/avg	fg-fga	pct	fg-fga	pct	ft-fa	pct	off	def	tot	avg	pf	fo	ast	to	blk	stl	pts	avg	
2011-12	4-1	57/14.3	3-17	.176	2-8	.250	1-5	.200	0	5	5	1.3	0	0	5	2	0	1	9	2.3	
2012-13	31-9	600/19.4	88-232	.379	34-100	.340	33-45	.733	19	35	54	1.7	27	0	26	24	1	11	243	7.8	
2013-14	33-6	982/29.8	125-326	.383	48-140	.343	66-97	.680	17	66	83	2.5	45	0	73	37	2	6	364	11.0	
2014-15	32-25	1043/32.6	149-354	.421	55-154	.357	48-73	.658	13	84	97	3.0	49	0	84	47	1	9	401	12.5	
2015-16	17-17	619/36.4	93-244	.381	31-103	.301	27-39	.692	7	51	58	3.4	15	0	59	17	0	9	244	14.4	
TOTAL	117-58	3301/28.2	458-1173	.390	170-505	.337	175-259	.676	56	241	297	2.5	136	0	247	127	4	36	1261	10.8	

## Falzon, Aaron

			Total		3-Point		F-Throws		Rebounds											Scoring	
Season	gp-gs	min/avg	fg-fga	pct	fg-fga	pct	ft-fa	pct	off	def	tot	avg	pf	fo	ast	to	blk	stl	pts	avg	
2015-16	17-14	404/23.8	52-122	.426	39-100	.390	19-28	.679	17	43	60	3.5	36	0	15	7	7	5	162	9.5	
TOTAL	17-14	404/23.8	52-122	.426	39-100	.390	19-28	.679	17	43	60	3.5	36	0	15	7	7	5	162	9.5	

## Hall, Charlie

			Total		3-Point		F-Throws		Rebounds											Scoring	
Season	gp-gs	min/avg	fg-fga	pct	fg-fga	pct	ft-fa	pct	off	def	tot	avg	pf	fo	ast	to	blk	stl	pts	avg	
2015-16	6-0	9/1.5	0-0	.000	0-0	.000	0-0	.000	0	0	0	0.0	0	0	0	0	0	0	0	0.0	
TOTAL	6-0	9/1.5	0-0	.000	0-0	.000	0-0	.000	0	0	0	0.0	0	0	0	0	0	0	0	0.0	

## Law, Vic

			Total		3-Point		F-Throws		Rebounds											Scoring	
Season	gp-gs	min/avg	fg-fga	pct	fg-fga	pct	ft-fa	pct	off	def	tot	avg	pf	fo	ast	to	blk	stl	pts	avg	
2014-15	32-19	780/24.4	74-191	.387	27-76	.355	49-64	.766	31	122	153	4.8	76	0	41	48	15	21	224	7.0	
TOTAL	32-19	780/24.4	74-191	.387	27-76	.355	49-64	.766	31	122	153	4.8	76	0	41	48	15	21	224	7.0	

## Lindsey, Scottie

			Total		3-Point		F-Throws		Rebounds											Scoring	
Season	gp-gs	min/avg	fg-fga	pct	fg-fga	pct	ft-fa	pct	off	def	tot	avg	pf	fo	ast	to	blk	stl	pts	avg	
2014-15	31-10	467/15.1	51-126	.405	23-65	.354	11-17	.647	13	57	70	2.3	60	0	17	20	15	10	136	4.4	
2015-16	17-3	321/18.9	43-92	.467	24-57	.421	12-17	.706	7	37	44	2.6	38	1	29	19	4	12	122	7.2	
TOTAL	48-13	788/16.4	94-218	.431	47-122	.385	23-34	.676	20	94	114	2.4	98	1	46	39	19	22	258	5.4	

## Lumpkin, Sanjay

			Total		3-Point		F-Throws		Rebounds											Scoring	
Season	gp-gs	min/avg	fg-fga	pct	fg-fga	pct	ft-fa	pct	off	def	tot	avg	pf	fo	ast	to	blk	stl	pts	avg	
2012-13	4-0	26/6.5	1-5	.200	0-1	.000	2-2	1.000	1	3	4	1.0	2	0	2	2	1	0	4	1.0	
2013-14	33-32	965/29.2	43-117	.368	13-49	.265	26-43	.605	48	110	158	4.8	118	9	41	55	12	37	125	3.8	
2014-15	32-26	720/22.5	50-95	.526	13-35	.371	26-38	.684	33	87	120	3.8	91	2	26	27	9	21	139	4.3	
2015-16	17-17	423/24.9	28-59	.475	9-26	.346	16-22	.727	27	80	107	6.3	48	1	25	17	5	9	81	4.8	
TOTAL	86-75	2134/24.8	122-276	.442	35-111	.315	70-105	.667	109	280	389	4.5	259	12	94	101	27	67	349	4.1	





# Northwestern Men's Basketball Individual Career History



## McIntosh, Bryant

			Total		3-Point		F-Throws		Rebounds											Scoring	
Season	gp-gs	min/avg	fg-fga	pct	fg-fga	pct	ft-fa	pct	off	def	tot	avg	pf	fo	ast	to	blk	stl	pts	avg	
2014-15	32-30	1066/33.3	134-318	.421	40-110	.364	58-68	.853	10	69	79	2.5	34	0	150	79	6	8	366	11.4	
2015-16	17-17	592/34.8	93-200	.465	28-70	.400	47-55	.855	6	49	55	3.2	30	1	123	44	2	20	261	15.4	
TOTAL	49-47	1658/33.8	227-518	.438	68-180	.378	105-123	.854	16	118	134	2.7	64	1	273	123	8	28	627	12.8	

## Olah, Alex

			Total		3-Point		F-Throws		Rebounds											Scoring	
Season	gp-gs	min/avg	fg-fga	pct	fg-fga	pct	ft-fa	pct	off	def	tot	avg	pf	fo	ast	to	blk	stl	pts	avg	
2012-13	31-29	687/22.2	76-183	.415	3-14	.214	35-60	.583	33	93	126	4.1	49	0	61	45	28	14	190	6.1	
2013-14	33-32	974/29.5	112-220	.509	10-33	.303	66-97	.680	48	124	172	5.2	100	4	26	50	58	14	300	9.1	
2014-15	32-32	941/29.4	135-278	.486	9-38	.237	95-127	.748	62	158	220	6.9	83	2	49	55	59	19	374	11.7	
2015-16	12-12	322/26.8	58-97	.598	3-10	.300	34-47	.723	22	56	78	6.5	30	1	14	16	24	1	153	12.8	
TOTAL	108-105	2924/27.1	381-778	.490	25-95	.263	230-331	.695	165	431	596	5.5	262	7	150	166	169	48	1017	9.4	

## Pardon, Dererk

			Total		3-Point		F-Throws		Rebounds											Scoring	
Season	gp-gs	min/avg	fg-fga	pct	fg-fga	pct	ft-fa	pct	off	def	tot	avg	pf	fo	ast	to	blk	stl	pts	avg	
2015-16	5-0	118/23.6	23-34	.676	0-0	.000	10-19	.526	17	19	36	7.2	12	0	2	4	6	2	56	11.2	
TOTAL	5-0	118/23.6	23-34	.676	0-0	.000	10-19	.526	17	19	36	7.2	12	0	2	4	6	2	56	11.2	

## Skelly, Gavin

			Total		3-Point		F-Throws		Rebounds											Scoring	
Season	gp-gs	min/avg	fg-fga	pct	fg-fga	pct	ft-fa	pct	off	def	tot	avg	pf	fo	ast	to	blk	stl	pts	avg	
2014-15	29-0	210/7.2	16-33	.485	0-0	.000	9-17	.529	23	31	54	1.9	36	0	14	9	16	9	41	1.4	
2015-16	15-0	186/12.4	17-28	.607	0-2	.000	16-22	.727	17	33	50	3.3	23	0	8	14	10	3	50	3.3	
TOTAL	44-0	396/9.0	33-61	.541	0-2	.000	25-39	.641	40	64	104	2.4	59	0	22	23	26	12	91	2.1	

## Taphorn, Nathan

			Total		3-Point		F-Throws		Rebounds										Scoring	
Season	gp-gs	min/avg	fg-fga	pct	fg-fga	pct	ft-fa	pct	off	def	tot	avg	pf	fo	ast	to	blk	stl	pts	avg
2013-14	26-1	268/10.3	21-67	.313	15-54	.278	8-14	.571	5	21	26	1.0	23	0	8	22	1	6	65	2.5
2014-15	24-0	264/11.0	37-70	.529	20-40	.500	4-6	.667	9	17	26	1.1	25	0	12	12	1	5	98	4.1
2015-16	16-0	195/12.2	30-61	.492	21-48	.438	8-12	.667	8	30	38	2.4	31	1	14	10	8	1	89	5.6
TOTAL	66-1	727/11.0	88-198	.444	56-142	.394	20-32	.625	22	68	90	1.4	79	1	34	44	10	12	252	3.8

## van Zegeren, Joey

			Total		3-Point		F-Throws		Rebounds											Scoring	
Season	gp-gs	min/avg	fg-fga	pct	fg-fga	pct	ft-fa	pct	off	def	tot	avg	pf	fo	ast	to	blk	stl	pts	avg	
2011-12*	3-0	10/3.3	0-0	.000	0-0	.000	0-0	.000	0	0	0	0.0	2	0	0	0	1	0	0	0.0	
2012-13*	32-4	459/14.3	41-79	.519	0-0	.000	22-51	.431	44	55	99	3.1	84	1	3	35	21	8	104	3.3	
2013-14*	31-24	682/22.0	84-168	.500	0-1	.000	31-86	.360	69	86	155	5.0	92	6	10	44	53	12	199	6.4	
2014-15*	13-3	265/20.4	57-95	.600	0-1	.000	13-41	.317	30	39	69	5.3	33	2	3	15	18	5	127	9.8	
2015-16	13-5	188/14.5	24-38	.632	0-0	.000	19-39	.487	23	27	50	3.8	36	0	4	18	16	5	67	5.2	
TOTAL	13-5	188/14.5	24-38	.632	0-0	.000	19-39	.487	23	27	50	3.8	36	0	4	18	16	5	67	5.2	
All*	92-36	1604/17.4	206-380	.542	0-2	.000	85-217	.392	166	207	373	4.1	247	9	20	112	109	30	497	5.4	

\* Statistics from prior team/school



1

**JOEY VAN ZEGREN**Gr. • C • 6-10  
Hoogeveen, Netherlands  
Virginia Tech

4

**VIC LAW**So. • F • 6-7  
South Holland, Ill.  
St. Rita

5

**DEREREK PARDON**Fr. • C • 6-8  
Cleveland, Ohio  
Villa Angela-St. Joseph

10

**CHARLIE HALL**Fr. • F • 6-5  
Los Angeles, Calif.  
Crossroads School

14

**TRE DEMPS**R-Sr. • G • 6-3  
San Antonio, Texas  
Ronald Reagan

20

**SCOTTIE LINDSEY**So. • G/F • 6-5  
Hillside, Ill.  
Fenwick

22

**ALEX OLAH**Sr. • C • 7-0  
Timisoara, Romania  
Traders Point Academy

23

**JORDAN ASH**Fr. • G • 6-3  
Bolingbrook, Ill.  
St. Joseph


30

**BRYANT MCINTOSH**So. • G • 6-3  
Greensburg, Ind.  
Greensburg

32

**NATHAN TAPHORN**Jr. • F • 6-7  
Pekin, Ill.  
Pekin

34

**SANJAY LUMPKIN**R-Jr. • F • 6-6  
Wayzata, Minn.  
Benilde-St. Margaret's

35

**AARON FALZON**Fr. • F • 6-8  
Newton, Mass.  
Northfield Mount Hermon

44

**GAVIN SKELLY**So. • F • 6-8  
Westlake, Ohio  
Westlake

HC

**CHRIS COLLINS**Head Coach  
Second Season  
Duke, '96