

NORTHWESTERN WILDCATS (1-0)



EASTERN ILLINOIS PANTHERS (0-1)

Game 2 • September 12, 2015 • Ryan Field (47,330) • 3 P.M. CT • ESPN NEWS

2015 SCHEDULE & RESULTS

Overall: 1-0 | Home: 1-0 | Away: 0-0 | Big Ten: 0-0

W, 16-6

RYAN FIELD

ESPN NEWS
 Jim Barber, Play-by-Play
 Charles Arbuckle, Analyst

Sat., Sept. 12 • 3 PM

RYAN FIELD

WGN (720 AM)
 Dave Eanet, Play-by-Play
 Ted Albrecht, Analyst
 Adam Hoge, Sideline

Sat. Sept. 19 • 11:30 AM

DURHAM, N.C.

Sat. Sept. 26 • 7 PM

RYAN FIELD

Sat., Oct. 3 • TBA

RYAN FIELD

Sat., Oct. 10 • 2:30 PM

ANN ARBOR, MICH.

Sat., Oct. 17 • 11 AM

RYAN FIELD

Sat., Oct. 24 • TBA

LINCOLN, NEB.

Sat., Nov. 7 • TBA

RYAN FIELD

Sat., Nov. 14 • TBA

RYAN FIELD

Sat., Nov. 21 • TBA

MADISON, WIS.

Sat., Nov. 28 • TBA

SOLDIER FIELD

SUPERIOR IN SEPTEMBER

With Saturday's 16-6 win over No. 21 Stanford, head coach **Pat Fitzgerald** and the Wildcats improved to 17-2 in the month of September since the start of the 2010 season. The 'Cats are 26-10 in September under Fitzgerald and will play games vs. Eastern Illinois, at Duke and vs. Ball State later this month.



FIRST DAY OF CLASS

A total of 13 freshmen (five true freshmen, eight redshirt freshmen) saw action in Saturday's win over the Cardinal. The five true freshmen marked the most to play in a season opener under head coach **Pat Fitzgerald**, while the 13 total marked the third most in his 10 seasons.



TRUE FRESHMAN REDSHIRT FRESHMAN BRICK WALL

The Northwestern defense limited Stanford to just 85 yards rushing (3.1/carry) and 240 yards total on Saturday. The Cardinal went just 3-for-15 on third down, punted seven times and were sacked three times by the Wildcats.



MOVER OF CHAINS

When the Wildcats need a first down, senior wide receiver **Christian Jones** has developed as a reliable target. The Texan missed the 2014 season with an injury, but in 2013 72.2 percent (39-of-54) of his receptions resulted in a first down. Further, 27.8 percent of his catches came on either third or fourth down. He picked up right where he left on Saturday, hauling in five catches for 52 yards, four of which came on third or fourth down conversions. Jones is NU's active leader with 110 receptions, 60.9 percent (67) of which have moved the chains for the 'Cats.



ON THE LOOSE

Fresh off a 1,000-yard season in 2014, sophomore **Justin Jackson** continued his workhorse mentality on Saturday with 28 carries for 134 yards. Jackson has rushed for 100-plus yards in four consecutive games dating back to last season, averaging 140 yards per game during the stretch. It also marked the 13th-straight game that Jackson led the Wildcats in rushing as no other player has accomplished the feat since he stepped on campus.



TALE OF THE TAPE

| | Rushing Yards/GM | Passing Yards/GM | Total Offense | Scoring Offense | Rushing Defense | Passing Defense | Total Defense | Turnover Margin | Penalty Yards/GM |
|--|---------------------|---------------------|------------------|--------------------|--------------------|--------------------|------------------|--------------------|---------------------|
| | 225.0 | 105.0 | 330.0 | 16.0 | 85.0 | 155.0 | 240.0 | +2.0 | 57.0 |
| | 155.0 | 153.0 | 308.0 | 5.0 | 77.0 | 189.0 | 266.0 | -2.0 | 113.0 |
| | Rushing Yards/GM | Passing Yards/GM | Total Offense | Scoring Offense | Rushing Defense | Passing Defense | Total Defense | Turnover Margin | Penalty Yards/GM |

LAST MEETING
N 42 **21**



SEPT. 10, 2011 • RYAN FIELD

PAT FITZGERALD



>>> 10th Season

>>> 61-53 Overall Record

>>> Winningest Coach
in NU History

>>> 5 Bowl Games

FITZGERALD COACHING CAREER

| Year | Overall | .PCT | Big Ten | .PCT | Postseason |
|--------------|--------------|-------------|--------------|-------------|--------------------------|
| 2006 | 4-8 | .333 | 2-6 | .250 | - |
| 2007 | 6-6 | .500 | 3-5 | .375 | - |
| 2008 | 9-4 | .692 | 5-3 | .625 | Valero Alamo Bowl |
| 2009 | 8-5 | .615 | 5-3 | .625 | Outback Bowl |
| 2010 | 7-6 | .538 | 3-5 | .375 | TicketCity Bowl |
| 2011 | 6-7 | .667 | 3-5 | .375 | Meineke Car Care Bowl |
| 2012 | 10-3 | .769 | 5-3 | .625 | TaxSlayer.Com Gator Bowl |
| 2013 | 5-7 | .416 | 1-7 | .125 | - |
| 2014 | 5-7 | .416 | 3-5 | .375 | - |
| 2015 | 1-0 | 1.000 | - | - | - |
| Total | 61-53 | .535 | 30-42 | .417 | 5 Bowl Games |

| Year | School | Position |
|---------|--------------|------------------------------------|
| 2006- | Northwestern | Head Coach |
| 2004-05 | Northwestern | Linebackers/Recruiting Coordinator |
| 2002-03 | Northwestern | Linebackers |
| 2001 | Northwestern | Defensive Backs |
| 2000 | Idaho | Linebackers/Special Teams |
| 1999 | Colorado | Defensive Graduate Assistant |
| 1998 | Maryland | Defensive Graduate Assistant |

DAN AND SUSAN JONES FAMILY HEAD FOOTBALL COACH

Already the second-longest tenured Big Ten head coach at the age of 40, Pat Fitzgerald's nine seasons at the helm of Northwestern have been spent building upon the tradition he helped establish as a Hall-of-Fame linebacker for the Wildcats in the mid-1990's. Characterized by his motivational skills, enthusiasm and passion for all things Northwestern, Fitzgerald has shaped Chicago's Big Ten Team into one that consistently achieves excellence in all three phases of the student-athlete experience: academics, athletics and community outreach.

Taking over as head coach in 2006 after the sudden passing of his friend and mentor, Randy Walker, Fitzgerald provided leadership and stability in a trying time and has continued Walker's legacy of producing winning football teams while preparing young men for long-term success in life.

From 2008-12, Fitzgerald guided the Wildcats to five consecutive bowl berths, most recently in the 2012 campaign when NU capped a tremendous 10-win season with a landmark victory over Mississippi State in the TaxSlayer.com Gator Bowl. The 2012 'Cats, who played in a New Year's Day bowl game for the third time in five years, earned a No. 17 year-end ranking in the USA Today/Coaches Poll, the best positioning for any Big Ten team.

Consequently, four consecutive senior classes to graduate from the Northwestern football program during that timeframe set or tied the school record for most career wins by a five-year senior class, with the 2012 group going out as the winningest NU senior class in history with 40 victories to its credit. Likewise, Fitzgerald's Gator Bowl victory on Jan. 1, 2013, marked the 50th of his career, officially making him the winningest head coach in Northwestern Football history.

Away from the gridiron, Fitzgerald's players have achieved at the highest levels in the classroom, last fall placing a record 38 players on the Academic All-Big Ten team en route to posting a remarkable 3.05 team GPA for the 2013-14 academic year. In 2012, Northwestern collected top national honors in the AFCA Academic Achievement Award for the seventh time since 1998. Additionally, Fitzgerald's program ranked second among all FBS programs in the recently released multi-year Academic Progress Rating (APR), posting a score of 992 out of a possible 1,000 in the measure of player retention and eligibility.

NU also goes to great lengths to make a difference in the community. Fitzgerald, his family and his players partake in countless charitable events, impacting the NU and Evanston communities through their participation in Northwestern Dance Marathon, Special Olympics, Misericordia, the NU chapter of Uplifting Athletes, weekly school and children's hospital visits, and dozens of other organizations. Additionally, a Wildcat also has been selected to the prestigious Allstate AFCA Good Works Team® in seven of the last year years (only 11 players from FBS football claim the honor each season), most recently place-kicker Jeff Budzien in 2013.

51



- 2008 College Football Hall of Fame Class
- 1995 & 1996 Bendarik Award Winner
- 1995 & 1996 Nagurski Award Winner
- First two-time winner of both the Bednarik and Nagurski Awards
- 1995 & 1996 Big Ten Champion
- 1995 Big Ten Defensive Player of the Year
- 1995 Sports Illustrated Defensive Player of the Year
- Two-Time All-American
- 23 career starts
- 299 career tackles
- 20 career tackles for loss
- 5 forced fumbles
- 3 interceptions

MEDIA AVAILABILITY

SUNDAY

No
Availability

MONDAY

Weekly
News Conference
Noon, CDT
Nicolet Football
Center
Pat Fitzgerald
&
Select Players

TUESDAY

Post Practice
11:40 AM CDT
Welsh-Ryan
Arena Lobby
Coaches & Players
by request
B1G Teleconference
Fitzgerald
12:52 PM, CDT

WEDNESDAY

Post Practice
11:40 AM CDT
Welsh-Ryan
Arena Lobby
Coaches & Players
by request


THURSDAY

No
Availability

FRIDAY

No
Availability

SATURDAY


Postgame
Presser
Nicolet Football
Center

WEEKLY MONDAY PRESS CONFERENCE

Coach Fitzgerald will hold weekly media briefings at Noon CDT each Monday during the regular season in the Nicolet Football Center. Fitzgerald will make comments and answer questions until approximately 12:25 p.m. Selected players will be on hand to meet with the press at approximately 12:30 p.m., class schedules permitting. The entire news conference is available on NUsports.com (All-Access video site for a fee).

BIG TEN WEEKLY TELECONFERENCE

Coach Fitzgerald takes part in the Big Ten Conference's Coaches Teleconference each Tuesday throughout the regular season. All 14 head coaches are available to answer questions for eight minutes. Through Sept. 15, Fitzgerald's segment begins at 12:52 p.m. CT. Media members wishing to participate should call or email the Big Ten office (847-696-1010) for the call-in phone number. Playback of the teleconference is available for 24 hours following the completion of the original format.

COACH/PLAYER AVAILABILITY

Coach Fitzgerald and student-athletes who did not participate in the Monday press conference are available after morning practices on Tuesdays and Wednesdays each week. Depending on class schedules, players may also be available in the afternoon on those two days. No player interviews will be granted on Sunday, Thursday or Friday. Depending on his schedule, Coach Fitzgerald may also be available during the late-afternoon hours on Tuesday and Wednesday. Please call in advance to set up an interview.

WILDCATS ONLINE

The official web site of Northwestern Athletics is NUsports.com. Updated daily, the site includes releases and game notes as well as other football-related items: up-to-date roster, schedule, game times, etc. You may also follow Northwestern football on Twitter at these accounts: @NU_Sports, @NUFBNews, @NU_SportsLIVE, @NUFBFamily or @coachfitz51.



GAME CREDENTIALS

For any media wishing to obtain a credential for any home game, please apply at www.sportssystem.com/northwestern.

POSTGAME PROCEDURE

Following a cooling off period, head coach Pat Fitzgerald and select players will meet with the media in Nichol Football Center, which is located adjacent to Ryan Field on the north side. Requests for student-athletes should be made to a Northwestern Athletic Communications contact at least five minutes prior to the end of the contest.

NORTHWESTERN ATHLETIC COMMUNICATIONS

Contact: Paul Kennedy, Assistant Athletic Director for Athletic Communications
Phone: Office - (847)-467-2028 | Cell - (313) 497-5990
Email: pkennedy@northwestern.edu

Contact: Kyle Kelley, Assistant Director of Athletic Communications
Phone: Office - (847) 491-8800 | Cell: (989) 400-1705
Email: kyle.kelley@northwestern.edu


Northwestern Athletic Communications

Mailing Address

1501 Central St.
Evanston, IL 60208



JUSTIN JACKSON



BIG PLAY TRACKER

The Wildcats busted off three plays of 20-plus yards Saturday, highlighted by redshirt freshman **Clayton Thorson's** 42-yard touchdown in the 2nd quarter. Sophomore **Justin Jackson** had a 21-yard rush that set up junior **Jack Mitchell's** 19-yard field goal early in the fourth quarter, while senior **Miles Shuler's** 25-yard catch in the fourth came on 3rd and 8 to set up Mitchell's 49-yard field goal.

THORSON TAKES THE REINS

Clayton Thorson became just the second freshman to start a season opener at quarterback under head coach Pat Fitzgerald. Thorson finished 12-for-24 passing for 105 yards with 68 yards rushing and a touchdown. His 42-yard touchdown in the 2nd quarter was the only touchdown of the game. Mike Kafka started the 2006 opener against Miami (Ohio).

JUSTIN JACKSON JUICES THE OFFENSE

Justin Jackson ranked fourth nationally among all Power-5 conference freshmen in yards per game a year ago with 98.9, became just the second freshman in Northwestern history to rush for 1,000 yards and is the Big Ten's second leading returning rusher this fall behind Ohio State's Ezekiel Elliott.

GROUND AND POUND

Northwestern outgained Stanford on the ground, 225-85 with the Wildcats having the game's top two ground gainers in **Justin Jackson** (134 yards) and **Clayton Thorson** (68). Sophomore **Solomon Vault** and junior **Warren Long** also came on to rush for 25 and 21 yards respectively.

SHULER DOWN THE SIDELINE

Senior **Miles Shuler** was Thorson's second-favorite target Saturday, making a pair of catches for 33 yards to lead all players with 16.5 yards per catch. Shuler's 25-yard reception down the sideline in the fourth quarter on 3rd and 8 was a career long. An all-purpose player in his two-plus seasons with the 'Cats, Shuler has 25 catches for 223 yards and 49 punt returns for 198 yards in his career.

POWER 5 FRESHMEN RUNNING BACKS (2014)

| PLAYER, SCHOOL | RUSHING YPG | 100-YD GAMES |
|------------------------------|-------------|--------------|
| SAMAJE PERINE, OKLAHOMA | 131.8 | 6 |
| NICK CHUBB, GEORGIA | 119.0 | 8 |
| NICK WILSON, ARIZONA | 105.8 | 7 |
| JUSTIN JACKSON, NORTHWESTERN | 98.9 | 6 |

>>> LAST WEEK VS. STANFORD

28

CARRIES

134

RUSHING YARDS

2

RECEPTIONS

12

RECEIVING YARDS

WALK THE WALK

Sophomore linebacker **Anthony Walker** put the nation on notice Saturday with a stellar performance against No. 21 Stanford. Walker led a Wildcats defense that limited the Cardinal to just 240 yards of total offense and no touchdowns. The Miami, Florida native finished with a career-high 10 tackles (5 solo, 5 assists), three tackles for a combined loss of 7 yards, 0.5 sacks, two pass breakups and a fumble recovery.

A CAGED BULL

The defense unleashed a caged bull Saturday according to senior defensive end **Dean Lowry** and the stats back him up. The 'Cats defense was in the backfield all day, racking up three sacks, eight tackles for loss and hurrying the quarterback an additional five times. Sophomore **Ifeadi Odenigbo** had 1.5 sacks to lead the squad, while senior **Deonte Gibson** and **Lowry** each had a pair of quarterback hurries.



ANTHONY
WALKER



THIRD AND YOU'RE NOT GONNA MAKE IT

Stanford converted just 3-of-15 third down attempts (20 percent) on Saturday as the Wildcats front seven continually limited the Cardinal attack on first and second down. Of the 12 third-down stops the Wildcats made, none were shorter than 3rd and 5 and seven of the 12 came with the Cardinal needing eight or more yards for the first down.

STANFORD 3rd Down Attempts

| | | | | |
|----------|---------|----------|----------|---------|
| 3rd & 2 | 3rd & 8 | 3rd & 14 | 3rd & 9 | 3rd & 7 |
| 3rd & 13 | 3rd & 5 | 3rd & 5 | 3rd & 14 | 3rd & 6 |
| 3rd & 1 | 3rd & 5 | 3rd & 10 | 3rd & 10 | 3rd & 5 |

Average Distance to Gain on 3rd Down: 7.6 yards (Converted • Failed)



SWAT TEAM

2014 All-Big Ten selection **Nick VanHoose** ranked first in the Big Ten, and 26th nationally, with 1.20 passes defended a year ago. Defensive end **Dean Lowry** also disturbed team's aerial attacks with eight PBU's to lead all Big Ten linemen in 2014. The two combined rank as the Big Ten's highest returning duo in 2015. VanHoose broke up another pass against the Cardinal, increasing his career total to 26 and moving him just four shy of third in the Northwestern annals.

FOR THE FIRST TIME

A positive turnover margin has been a staple of head coach **Pat Fitzgerald's** tenure and the Wildcats put an exclamation point on that note Saturday when sophomore defensive back **Kyle Queiro** made his first career interception. Protecting a 16-6 lead, Queiro stepped in front a pass from Stanford quarterback Kevin Hogan in the end zone to seal the win and give the 'Cats a plus-two turnover margin on the day. Senior linebacker **Drew Smith** caused the first turnover with a forced fumble that was recovered by **Anthony Walker**.

LAST WEEK VS. STANFORD <<<

10

TACKLES

.5

SACKS

3

TACKLES FOR LOSS

2

PASS BREAKUPS



CHRISTIAN
JONES

TWO 18'S ARE BETTER THAN ONE

Sophomore linebacker Anthony Walker and redshirt freshman quarterback Clayton Thorson took home half of the weekly Big Ten awards this week as they earned the first Defensive Player of the Week and Freshman of the Week honors of the season.

MITCHELL SETS CAREER HIGH

Junior kicker Jack Mitchell was instrumental in the Wildcats' victory Saturday, sending three field goals through the uprights. Mitchell made a pair of field goals in the fourth quarter, including a career-long 49 yarder with 3:38 left for the final 16-6 score.

WITH THE VICTORY, HEAD COACH PAT FITZGERALD IMPROVED TO...

- 9-1 in season openers. Northwestern is 16-5 in its last 21 opening games and 79-45-4 all-time.
- 26-10 in September games, 11-1 dating to 2012 and 17-2 since 2010.
- 30-7 (.811) in non-conference games.

| | | | | | | | | |
|---|---|---|--|--|--|---|---|---|
|  |  #20 |  #17 |  #8 |  #13 |  #9 |  #17 |  #15 |  #21 |
| N | W | W | W | W | W | W | W | W |
| 24-17 | 33-31 | 17-10 | 21-17 | 28-25 | 20-14 | 43-40 | 16-6 | 16-6 |
| 11/1/08 | 11/21/09 | 11/7/09 | 11/13/10 | 11/5/11 | 10/4/13 | 11/15/13 (OT) | 9/5/15 | |

RANKED VICTORIES

Head Coach Pat Fitzgerald picked up his eighth win against a ranked opponent on Saturday. The Wildcats have won each of their last two games against ranked foes following last season's 43-40 overtime victory at Notre Dame. The 10-point win over the Cardinal marked the largest margin of victory over a ranked opponent in Fitzgerald's 10 seasons.

BAND OF BROTHERS

Northwestern's 2015 roster features three sets of brothers, and two of those sets of brothers were high school teammates in New Jersey. NU's brotherly tandems this season are:

| | | | |
|------------------------------------|------------------------------------|-----------------|---------------------------|
| Cameron Dickerson (Sr., WR) | Garrett Dickerson (So., SB) | Englewood, N.J. | Bergen Catholic |
| Kyle Queiro (So., S) | Cameron Queiro (R-Fr., LB) | Verona, N.J. | Bergen Catholic |
| Dan Vitale (Sr., SB) | Tommy Vitale (Fr., LB) | Wheaton, Ill. | Wheaton-Warrenville South |

In addition, three more current Wildcats have had older brothers come through the program. Redshirt freshmen WR **Quinn Baker** (brother Hayden, 2011-14) and LB **Nate Hall** (Jimmy, 2011-14) both played alongside their older siblings last fall. True freshman WR **Flynn Nagel** also saw two of his older brothers Aaron (2010) and Brett (2009-11) letter at Northwestern under **Pat Fitzgerald**.

TWO OF A KIND

Each individual has his reason for changing to a new look, but senior **Traveon Henry's** could be the most impactful. Following the retirement of former NU cornerback **Dwight White** during the 2014 campaign, Henry wore White's No. 2 jersey during a game at Iowa on Nov. 1, one in which he registered a career-high 14 tackles. White retired due a condition called renal agenesis because he only has one kidney. Henry, who had worn No. 10, has decided to continue to honor his teammate and close friend by permanently switching to No. 2 for the entire 2015 campaign.

>>> Last week vs. Stanford

5 52 17

RECEPTIONS

RECEIVING YARDS

LONG RECEPTION

NORTHWESTERN PLAYER OF THE GAME (CHOSEN BY NU COACHING STAFF)

| Game | Offensive | Off. Big Playmaker | Off. Practice |
|------------------|----------------|--------------------|---------------|
| Stanford | Justin Jackson | Christian Jones | Corey Acker |
| Eastern Illinois | | | |
| Duke | | | |
| Ball State | | | |
| Minnesota | | | |
| Michigan | | | |
| Iowa | | | |
| Nebraska | | | |
| Penn State | | | |
| Purdue | | | |
| Wisconsin | | | |
| Illinois | | | |

| Game | Defensive | Def. Big Playmaker | Def. Practice |
|------------------|----------------|--------------------|---------------|
| Stanford | Anthony Walker | Dean Lowry | Tom Hruby |
| Eastern Illinois | | | |
| Duke | | | |
| Ball State | | | |
| Minnesota | | | |
| Michigan | | | |
| Iowa | | | |
| Nebraska | | | |
| Penn State | | | |
| Purdue | | | |
| Wisconsin | | | |
| Illinois | | | |

| Game | Special Teams | ST Practice Player of the Week |
|------------------|------------------|--------------------------------|
| Stanford | Keith Watkins II | Trae Williams |
| Eastern Illinois | | |
| Duke | | |
| Ball State | | |
| Minnesota | | |
| Michigan | | |
| Iowa | | |
| Nebraska | | |
| Penn State | | |
| Purdue | | |
| Wisconsin | | |
| Illinois | | |



DEF. PRACTICE PLAYER OF THE WEEK<<<

#35 - LB - TOM HRUBY

JUNIOR - CROWN POINT, IND. - ANDREAN

ALPHABETICAL ROSTER

| No. | Name | Pos. | Ht. | Wt. | Cl./Elig. | Hometown/High School/Last College |
|-----|-----------------------|------|------|-----|-------------|---|
| 36 | Corey Acker | WR | 5-9 | 170 | Jr./So. | Ballston Lake, N.Y./Shenendehowa Central |
| 7 | Matt Alviti | QB | 6-0 | 200 | Jr./So. | Park Ridge, Ill./Maine South |
| 12 | Auston Anderson | RB | 5-9 | 180 | So./R-Fr. | Plano, Texas/Plano West |
| 16 | Quinn Baker | WR | 5-9 | 190 | So./R-Fr. | Trout Valley, Ill./Cary-Grove |
| 47 | Joe Bergin | DB | 5-11 | 190 | Fr./Fr. | Bloomfield Hills, Mich./Detroit Country Day |
| 44 | Malcolm Bowman | RB | 5-11 | 195 | So./R-Fr. | Dallas, Texas/St. Mark's School |
| 26 | Terrance Brown | S | 6-1 | 210 | Sr./Jr. | Los Alamitos, Calif./Los Alamitos |
| 8 | Stephen Buckley | WR | 6-0 | 185 | Sr./Jr. | Forney, Texas/North Forney |
| 74 | Graham Bullmore | OL | 6-7 | 290 | Jr./So. | Kenosha, Wis./Bradford |
| 59 | J.B. Butler | OL | 6-3 | 305 | So./R-Fr. | Plainfield, Ill./Joliet Catholic |
| 80 | Austin Carr | WR | 6-1 | 195 | Sr./Jr. | Benicia, Calif./Benicia |
| 1 | Max Chapman | DL | 6-3 | 270 | Sr. [5]/Sr. | Ponte Vedra, Fla./Nease |
| 85 | Chris Cliff | WR | 6-2 | 205 | Fr./Fr. | West Bloomfield, Mich./Walled Lake Northern |
| 79 | Sam Coverdale | OL | 6-6 | 305 | Jr./So. | Chagrin Falls, Ohio/Kenston |
| 25 | Luke Dauch | WR | 6-3 | 220 | Sr. [5]/Sr. | Bloomfield Hills, Mich./Lahser |
| 73 | Adam DePietro | OL | 6-5 | 295 | Sr./Jr. | Lancaster, Pa./Lancaster Catholic |
| 19 | Cameron Dickerson | WR | 6-3 | 225 | Sr. [5]/Sr. | Englewood, N.J./Bergen Catholic |
| 9 | Garrett Dickerson | SB | 6-3 | 245 | So./So. | Englewood, N.J./Bergen Catholic |
| 71 | Tommy Doles | OL | 6-6 | 280 | So./R-Fr. | Grand Rapids, Mich./Grand Rapids Christian |
| 89 | Charlie Fessler | WR | 6-4 | 205 | Fr./Fr. | Erie, Pa./Cathedral Prep |
| 52 | Chris Fitzpatrick | LS | 6-1 | 235 | Sr./Jr. | Lawrenceburg, Ky./Anderson County |
| 45 | Nathan Fox | LB | 6-2 | 245 | Fr./Fr. | Houston, Texas/Clear Lake |
| 57 | Matt Frazier | OL | 6-4 | 295 | Sr. [5]/Sr. | Bourbonnais, Ill./Bishop McNamara |
| 97 | Joe Gaziano | DL | 6-4 | 255 | Fr./Fr. | Scituate, Mass./Xaverian Brothers |
| 13 | Deonte Gibson | DL | 6-3 | 265 | Sr. [5]/Sr. | Lakewood, Ohio/St. Edward |
| 54 | Trent Goens | DL | 6-3 | 250 | Fr./Fr. | Chino Hills, Calif./Chino Hills |
| 24 | Mark Gorgianis | WR | 6-0 | 190 | Jr./So. | Lombard, Ill./Montini Catholic |
| 84 | Cameron Green | WR | 6-3 | 210 | Fr./Fr. | Buffalo Grove, Ill./Stevenson |
| 11 | TJ Green | QB | 6-1 | 190 | Fr./Fr. | Leawood, Kan./Rockhurst |
| 32 | Nate Hall | LB | 6-2 | 230 | So./R-Fr. | Toledo, Ohio/Southview |
| 83 | Chad Hanaoka | RB | 5-10 | 170 | So./So. | Honolulu, Hawaii/Iolani School |
| 72 | Blake Hance | OL | 6-6 | 300 | So./R-Fr. | Jacksonville, Ill./Jacksonville |
| 27 | Matthew Harris | CB | 5-11 | 180 | Jr./Jr. | La Grange Highlands, Ill./Lyons |
| 24 | Montre Hartage | DB | 6-0 | 180 | Fr./Fr. | Cordele, Ga./Crisp County |
| 2 | Traveon Henry | S | 6-1 | 215 | Sr./Sr. | Lauderdale Lakes, Fla./Pine Crest |
| 35 | Tom Hruby | LB | 6-3 | 240 | Jr./Jr. | Crown Point, Ind./Andrean |
| 16 | Godwin Igwebuikue | S | 6-0 | 200 | Jr./So. | Pickerington, Ohio/Pickerington North |
| 21 | Justin Jackson | RB | 5-11 | 190 | So./So. | Carol Stream, Ill./Glenbard North |
| 43 | Cole Johnson | WR | 6-1 | 200 | Jr./So. | Avon, Ind./Avon |
| 14 | Christian Jones | WR | 6-3 | 235 | Sr. [5]/Sr. | Houston, Texas/Westfield |
| 42 | Joseph Jones | LB | 6-1 | 225 | Sr./Jr. | Plano, Ill./Plano |
| 87 | Garrett Kidd | WR | 6-2 | 195 | Sr. [5]/Sr. | Midland, Mich./Dow/Miami (Fla.) |
| 17 | Daniel Kubiuk | QB | 6-1 | 200 | So./R-Fr. | Barrington, Ill./Barrington |
| 93 | Greg Kuhar | DL | 6-3 | 305 | Sr./Jr. | Concord Township, Ohio/St. Edward |
| 67 | Tyler Lancaster | DL | 6-3 | 300 | Jr./So. | Romeoville, Ill./Plainfield East |
| 78 | Adam Lemke-Bell | OL | 6-5 | 270 | Fr./Fr. | Oak Park, Ill./Oak Park-River Forest |
| 13 | Warren Long | RB | 6-0 | 210 | Jr./Jr. | Union City, Calif./James Logan |
| 94 | Dean Lowry | DL | 6-6 | 290 | Sr./Sr. | Rockford, Ill./Boylan |
| 46 | Eric Lutzen | SB | 6-6 | 235 | So./R-Fr. | Pewaukee, Wis./Pewaukee |
| 68 | Connor Mahoney | OL | 6-4 | 290 | Sr./Jr. | Malvern, Pa./Malvern |
| 28 | Alonzo Mayo | DB | 5-11 | 170 | Fr./Fr. | Baltimore, Md./The Gilman School |
| 41 | Jared McGee | S | 6-1 | 215 | So./R-Fr. | Mansfield, Texas/Mansfield Legacy |
| 6 | Mike McHugh | WR | 6-3 | 195 | Sr./Jr. | Kirkwood, Mo./Kirkwood |
| 17 | Marcus McShepard | CB | 5-11 | 200 | Jr./So. | University Heights, Ohio/Cleveland Heights |
| 70 | Shane Mertz | OL | 6-8 | 310 | Sr. [5]/Sr. | Hazlet, N.J./Raritan |
| 33 | Matt Micucci | PK | 5-11 | 185 | Jr./So. | Lake Zurich, Ill./Stevenson |
| 8 | Jack Mitchell | PK | 6-3 | 210 | Sr./Jr. | San Diego, Calif./Torrey Pines |
| 53 | Geoff Mogus | OL | 6-5 | 305 | Sr. [5]/Sr. | Lorain, Ohio/St. Edward |
| 20 | John Moten IV | RB | 6-0 | 190 | Fr./Fr. | St. Louis, Mo./John Burroughs School |
| 10 | Jake Murray | DB | 6-3 | 200 | Fr./Fr. | Coppell, Texas/Coppell |
| 86 | Flynn Nagel | WR | 5-11 | 190 | Fr./Fr. | Lemont, Ill./Lemont |
| 96 | Hunter Niswander | P | 6-5 | 235 | Jr./So. | Peninsula, Ohio/Woodridge |
| 69 | Brad North | OL | 6-2 | 290 | Jr./So. | Allen, Texas/Allen |
| 48 | Tommy Odell | S | 5-11 | 200 | Jr./So. | River Forest, Ill./Oak Park-River Forest |
| 7 | Ifeadi Odenigbo | DL | 6-3 | 250 | Sr./Jr. | Centerville, Ohio/Centerville |
| 10 | Zack Oliver | QB | 6-4 | 230 | Sr. [5]/Sr. | Baton Rouge, La./Catholic |
| 76 | Eric Olson | OL | 6-6 | 295 | Sr./Jr. | Sudbury, Mass./Buckingham, Browne & Nichols |
| 38 | Arthur Omilian | PK | 5-11 | 180 | Sr. [5]/Sr. | Atlanta, Ga./Pace Academy |
| 64 | Andrew Otterman | OL | 6-5 | 295 | Fr./Fr. | Morristown, N.J./Delbarton |
| 99 | Ben Oxley | DL | 6-6 | 285 | So./R-Fr. | Avon Lake, Ohio/Avon Lake |
| 63 | Ian Park | OL | 6-4 | 305 | Sr./Jr. | Pittsburgh, Pa./Upper St. Clair |
| 46 | Anthony Pierce-Adams | LB | 6-0 | 215 | So./R-Fr. | Chicago, Ill./De La Salle Institute |
| 77 | Kenton Playko | OL | 6-5 | 300 | Sr./Jr. | Lewis Center, Ohio/Olentangy |
| 51 | Jaylen Prater | SB | 6-0 | 230 | Sr./Jr. | Hamden, Ohio/Wellston |
| 44 | James Prather | DL | 6-4 | 270 | So./R-Fr. | Memphis, Tenn./Memphis University School |
| 53 | Cameron Queiro | LB | 6-1 | 225 | So./R-Fr. | Verona, N.J./Bergen Catholic |
| 21 | Kyle Queiro | S | 6-3 | 200 | Jr./So. | Verona, N.J./Bergen Catholic |
| 33 | Steven Reese | DB | 6-2 | 190 | Fr./Fr. | Buford, Ga./Buford |
| 58 | Heath Reineke | DL | 6-3 | 245 | So./R-Fr. | Ashland, Ohio/Ashland |
| 90 | C.J. Robbins | DL | 6-5 | 300 | Sr. [5]/Sr. | Peru, Ill./LaSalle-Peru |
| 81 | Jelani Roberts | WR | 5-8 | 160 | Fr./Fr. | Owings Mills, Md./The Gilman School |
| 49 | Josh Roberts | LB | 6-1 | 215 | Jr./So. | Warrego, Kan./Rock Creek |
| 2 | Christian Salem | WR | 6-3 | 195 | Sr./Jr. | Santa Monica, Calif./Santa Monica |
| 82 | Andrew Scanlan | WR | 6-2 | 215 | Sr./Jr. | Royersford, Pa./Spring Ford |
| 34 | Simba Short | LB | 6-2 | 210 | Fr./Fr. | Brentwood, Calif./De La Salle |
| 5 | Miles Shuler | WR | 5-10 | 180 | Sr. [5]/Sr. | Long Branch, N.J./Long Branch/Rutgers |
| 55 | Drew Smith | LB | 6-1 | 230 | Sr. [5]/Sr. | Cincinnati, Ohio/Colerain |
| 85 | Mark Szott | SB | 6-4 | 255 | Sr. [5]/Sr. | Naperville, Ill./Waubonsie Valley |
| 88 | Jayne Taylor | SB | 6-4 | 230 | Jr./So. | The Woodlands, Texas/The Woodlands |
| 65 | Jared Thomas | OL | 6-4 | 275 | Fr./Fr. | Indianapolis, Ind./Cathedral |
| 95 | Jordan Thompson | DL | 6-3 | 275 | Fr./Fr. | Cincinnati, Ohio/LaSalle |
| 18 | Clayton Thorson | QB | 6-4 | 220 | So./R-Fr. | Wheaton, Ill./Wheaton North |
| 23 | Nick VanHoose | CB | 6-0 | 190 | Sr. [5]/Sr. | Urbana, Ohio/Graham |
| 4 | Solomon Vault | RB | 5-10 | 190 | So./So. | Gaithersburg, Md./Gaithersburg |
| 40 | Dan Vitale | SB | 6-2 | 235 | Sr./Sr. | Wheaton, Ill./Wheaton-Warrenville South |
| 31 | Tommy Vitale | LB | 6-3 | 220 | Fr./Fr. | Wheaton, Ill./Wheaton-Warrenville South |
| 18 | Anthony Walker | LB | 6-1 | 235 | Jr./So. | Miami, Fla./Monsignor Edward Pace |
| 56 | Brett Walsh | LB | 6-1 | 225 | Jr./So. | Monrovia, Calif./Monrovia |
| 98 | Xavier Washington | DL | 6-1 | 240 | So./So. | Cedar Hill, Texas/Cedar Hill |
| 3 | Keith Watkins II | CB | 5-11 | 180 | Jr./So. | Cincinnati, Ohio/Archbishop Moeller |
| 39 | Mason Weissenhofer | PK/P | 6-2 | 185 | Fr./Fr. | Plainfield, Ill./Montini Catholic |
| 22 | Parker Westphal | CB | 6-1 | 190 | So./R-Fr. | Bolingbrook, Ill./Bolingbrook |
| 29 | Trae Williams | DB | 5-11 | 200 | Fr./Fr. | The Plains, Ohio/Athens |
| 15 | Macan Wilson | WR | 6-0 | 180 | Jr./So. | Houston, Texas/Kinkaid |
| 92 | Fred Wyatt | DL | 6-4 | 270 | So./R-Fr. | Lawrence, Kan./Free State |
| 14 | Lloyd Yates | QB | 6-2 | 195 | Fr./Fr. | Oak Park, Ill./Oak Park-River Forest |
| 11 | Pierre Youngblood-Ary | WR | 6-3 | 190 | Sr. [5]/Sr. | Orlando, Fla./Lake Brantley |

NUMERICAL

| | | |
|----|-----------------------|------|
| 1 | Max Chapman | DL |
| 2 | Traveon Henry | S |
| 2 | Christian Salem | WR/H |
| 3 | Keith Watkins II | CB |
| 4 | Solomon Vault | RB |
| 5 | Miles Shuler | WR |
| 6 | Mike McHugh | WR |
| 7 | Matt Alviti | QB |
| 7 | Ifeadi Odenigbo | DL |
| 8 | Stephen Buckley | WR |
| 8 | Jack Mitchell | PK |
| 9 | Garrett Dickerson | SB |
| 10 | Jake Murray | S |
| 10 | Zack Oliver | QB |
| 11 | TJ Green | QB |
| 11 | Pierre Youngblood-Ary | WR |
| 12 | Auston Anderson | RB |
| 13 | Deonte Gibson | DL |
| 13 | Warren Long | RB |
| 14 | Christian Jones | WR |
| 14 | Lloyd Yates | QB |
| 15 | Macan Wilson | WR |
| 16 | Quinn Baker | WR |
| 16 | Godwin Igwebuikue | S |
| 17 | Daniel Kubiuk | QB |
| 17 | Marcus McShepard | CB |
| 18 | Clayton Thorson | QB |
| 18 | Anthony Walker | LB |
| 19 | Cameron Dickerson | WR |
| 20 | John Moten IV | RB |
| 21 | Justin Jackson | RB |
| 21 | Kyle Queiro | S |
| 22 | Parker Westphal | CB |
| 23 | Nick VanHoose | CB |
| 24 | Montre Hartage | CB |
| 24 | Mark Gorgianis | WR |
| 25 | Luke Dauch | WR |
| 26 | Terrance Brown | S |
| 27 | Matthew Harris | CB |
| 28 | Alonzo Mayo | CB |
| 29 | Trae Williams | CB |
| 31 | Tommy Vitale | LB |
| 32 | Nate Hall | LB |
| 33 | Matt Micucci | PK |
| 33 | Steven Reese | S |
| 34 | Simba Short | LB |
| 35 | Tom Hruby | LB |
| 36 | Corey Acker | RB |
| 38 | Arthur Omilian | PK |
| 39 | Mason Weissenhofer | PK/P |
| 40 | Dan Vitale | SB |
| 41 | Jared McGee | S |
| 42 | Joseph Jones | LB |
| 43 | Cole Johnson | WR |
| 44 | Malcolm Bowman | RB |
| 44 | James Prather | SB |
| 45 | Nathan Fox | LB |
| 46 | Eric Lutzen | SB |
| 46 | Anthony Pierce-Adams | LB |
| 47 | Joe Bergin | S |
| 48 | Tommy Odell | S |
| 49 | Josh Roberts | LB |
| 51 | Jaylen Prater | LB |
| 51 | Chris Fitzpatrick | LS |
| 53 | Geoff Mogus | OL |
| 53 | Cameron Queiro | OL |
| 54 | Trent Goens | DL |
| 55 | Drew Smith | LB |
| 56 | Brett Walsh | LB |
| 57 | Matt Frazier | OL |
| 58 | Heath Reineke | DL |
| 59 | J.B. Butler | OL |
| 63 | Ian Park | OL |
| 64 | Andrew Otterman | OL |
| 65 | Jared Thomas | OL |
| 67 | Tyler Lancaster | DL |
| 68 | Connor Mahoney | OL |
| 69 | Brad North | OL |
| 70 | Shane Mertz | OL |
| 71 | Tommy Doles | OL |
| 72 | Blake Hance | OL |
| 73 | Adam DePietro | OL |
| 74 | Graham Bullmore | OL |
| 76 | Eric Olson | OL |
| 77 | Kenton Playko | OL |
| 78 | Adam Lemke-Bell | OL |
| 79 | Sam Coverdale | OL |
| 80 | Austin Carr | WR |
| 81 | Jelani Roberts | WR |
| 82 | Andrew Scanlan | WR |
| 83 | Chad Hanaoka | RB |
| 84 | Cameron Green | WR |
| 85 | Chris Cliff | WR |
| 85 | Mark Szott | SB |
| 86 | Flynn Nagel | WR |
| 87 | Garrett Kidd | WR |
| 88 | Jayne Taylor | SB |
| 89 | Charlie Fessler | WR |
| 90 | C.J. Robbins | DL |
| 92 | Fred Wyatt | DL |
| 93 | Greg Kuhar | DL |
| 94 | Dean Lowry | DL |
| 95 | Jordan Thompson | DL |
| 96 | Hunter Niswander | P |
| 97 | Joe Gaziano | DL |
| 98 | Xavier Washington | DL |
| 99 | Ben Oxley | DL |

NORTHWESTERN DEPTH CHART vs. EASTERN ILLINOIS

| FIRST TEAM | | | | | |
|------------|----|------------------|--------|--------|-------|
| Pos. | # | Name | Height | Weight | Year |
| LT | 53 | Geoff Mogus | 6-5 | 305 | Sr. |
| LG | 63 | Ian Park | 6-4 | 305 | Jr. |
| C | 69 | Brad North | 6-2 | 290 | So. |
| RG | 70 | Shane Mertz | 6-8 | 310 | Sr. |
| RT | 76 | Eric Olson | 6-6 | 295 | Jr. |
| WR | 80 | Austin Carr | 6-1 | 195 | Jr. |
| WR | 14 | Christian Jones | 6-3 | 235 | Sr. |
| WR | 5 | Miles Shuler | 5-10 | 180 | Sr. |
| QB | 18 | Clayton Thorson | 6-4 | 220 | R-Fr. |
| | | | | | |
| RB | 21 | Justin Jackson | 5-11 | 190 | So. |
| SB | 40 | Dan Vitale | 6-2 | 235 | Sr. |
| LE | 94 | Dean Lowry | 6-6 | 290 | Sr. |
| DT | 90 | C.J. Robbins | 6-5 | 300 | Sr. |
| DT | 67 | Tyler Lancaster | 6-3 | 300 | So. |
| | | | | | |
| RE | 13 | Deonte Gibson | 6-3 | 265 | Sr. |
| Will | 51 | Jaylen Prater | 6-0 | 230 | Jr. |
| Mike | 18 | Anthony Walker | 6-1 | 235 | So. |
| Sam | 55 | Drew Smith | 6-1 | 230 | Sr. |
| CB | 23 | Nick VanHoose | 6-0 | 190 | Sr. |
| CB | 27 | Matthew Harris | 5-11 | 180 | Jr. |
| S | 16 | Godwin Igwebuike | 6-0 | 200 | So. |
| S | 2 | Taveon Henry | 6-1 | 215 | Sr. |

| SPECIALISTS | | | | | |
|-------------|----|-------------------|--------|--------|------|
| Pos. | # | Name | Height | Weight | Year |
| PK | 8 | Jack Mitchell | 6-3 | 210 | Jr. |
| | 38 | Arthur Omilian | 5-11 | 180 | Sr. |
| | | | | | |
| P | 96 | Hunter Niswander | 6-5 | 230 | So. |
| | 33 | Matt Micucci | 5-11 | 185 | Jr. |
| | | | | | |
| LS | 52 | Chris Fitzpatrick | 6-2 | 230 | Jr. |
| | | | | | |
| H | 2 | Christian Salem | 6-3 | 195 | Jr. |
| | | | | | |
| KR | 4 | Solomon Vault | 5-10 | 190 | So. |
| | 81 | Jelani Roberts | 5-8 | 160 | Fr. |
| | | | | | |
| PR | 5 | Miles Shuler | 5-10 | 180 | Sr. |
| | 86 | Flynn Nagel | 5-11 | 190 | Fr. |
| | | | | | |
| KO | 33 | Matt Micucci | 5-11 | 185 | Jr. |

| SECOND TEAM | | | | | |
|-------------|----|-------------------|--------|--------|-------|
| Pos. | # | Name | Height | Weight | Year |
| LT | 73 | Adam DePietro | 6-5 | 295 | Jr. |
| LG | 68 | Connor Mahoney | 6-4 | 290 | Jr. |
| C | 59 | J.B. Butler | 6-3 | 305 | R-Fr. |
| RG | 79 | Sam Coverdale | 6-6 | 305 | So. |
| RT | 72 | Blake Hance | 6-5 | 300 | R-Fr. |
| WR | 15 | Macan Wilson | 6-0 | 180 | So. |
| WR | 86 | Flynn Nagel | 5-11 | 190 | Fr. |
| WR | 6 | Mike McHugh | 6-3 | 195 | Jr. |
| QB | 10 | Zack Oliver | 6-4 | 230 | Sr. |
| OR | 7 | Matt Alviti | 6-0 | 200 | So. |
| RB | 13 | Warren Long | 6-0 | 210 | Jr. |
| SB | 9 | Garrett Dickerson | 6-3 | 245 | So. |
| LE | 98 | Xavier Washington | 6-1 | 240 | So. |
| DT | 1 | Max Chapman | 6-3 | 270 | Sr. |
| DT | 99 | Ben Oxley | 6-6 | 285 | R-Fr. |
| OR | 95 | Jordan Thompson | 6-3 | 275 | Fr. |
| RE | 7 | Ifeadi Odenigbo | 6-3 | 250 | So. |
| Will | 32 | Nate Hall | 6-2 | 230 | R-Fr. |
| Mike | 53 | Cameron Queiro | 6-1 | 225 | R-Fr. |
| Sam | 42 | Joseph Jones | 6-1 | 225 | Jr. |
| CB | 3 | Keith Watkins | 5-11 | 180 | So. |
| CB | 17 | Marcus McShepard | 5-11 | 220 | So. |
| S | 26 | Terrance Brown | 6-1 | 210 | Jr. |
| S | 21 | Kyle Queiro | 6-3 | 200 | So. |

| PRONUNCIATION GUIDE | |
|-----------------------------|-------------------------|
| Luke Dauch | (DOWK) |
| Adam DePietro | (da-PEE-tro) |
| Joe Gaziano | (gah-ZEE-ah-no) |
| Deonte Gibson | (Dee-ON-tay) |
| Trent Goens..... | (GO-ins) |
| Montre Hartage | (mon-TRAY) |
| Taveon Henry..... | (TRAH-vee-on) |
| Tom Hruby..... | (ROO-bee) |
| Godwin Igwebuike | (ig-weh-BYU-kay) |
| Greg Kuhar..... | (KOO-har) |
| Matt Micucci..... | (mi-KOO-chee) |
| Hunter Niswander | (NICE-wander) |
| Ifeadi Odenigbo | (if-ah-dee o-DEN-uh-bo) |
| Cameron/Kyle Queiro | (KAY-ro) |
| Jelani Roberts | (juh-lah-NEE) |
| Mark Szott | (ZOTT) |
| Dan/Tommy Vitale..... | (vy-TAL-ee) |
| Pierre Youngblood-Ary | (Youngblood-AIR-ee) |

BIG TEN STANDINGS

| WEST DIVISION | BIG | .PCT | OVERALL | .PCT | STREAK |
|----------------|-----|------|---------|-------|--------|
| Northwestern | - | - | 1-0 | 1.000 | W1 |
| Iowa | - | - | 1-0 | 1.000 | W1 |
| Illinois | - | - | 1-0 | 1.000 | W1 |
| Nebraska | - | - | 0-1 | .000 | L1 |
| Minnesota | - | - | 0-1 | .000 | L1 |
| Wisconsin | - | - | 0-1 | .000 | L1 |
| Purdue | - | - | 0-1 | .000 | L1 |
| EAST DIVISION | BIG | .PCT | OVERALL | .PCT | STREAK |
| Ohio State | - | - | 1-0 | 1.000 | W1 |
| Rutgers | - | - | 1-0 | 1.000 | W1 |
| Maryland | - | - | 1-0 | 1.000 | W1 |
| Indiana | - | - | 1-0 | 1.000 | W1 |
| Michigan State | - | - | 1-0 | 1.000 | W1 |
| Michigan | - | - | 0-1 | .000 | L1 |
| Penn State | - | - | 0-1 | .000 | L1 |

THIS WEEK'S SCHEDULE

Saturday, September 12

| | | |
|----------------------------------|----------------|------------|
| Bowling Green at Maryland | BTN | 11 AM CT |
| Buffalo at Penn State | ESPN2/ESPNU | 11 AM CT |
| Indiana State at Purdue | ESPN News | 11 AM CT |
| Miami (Ohio) at Wisconsin | ESPN2/ESPNU | 11 AM CT |
| Oregon State at Michigan | ABC | 11 AM CT |
| Western Illinois at Illinois | BTN | 11 AM CT |
| Hawai'i at Ohio State | BTN | 2:30 PM CT |
| Minnesota at Colorado State | CBS Sports Net | 2:30 PM CT |
| Washington State at Rutgers | ESPN2/ESPNU | 2:30 PM CT |
| Eastern Illinois at Northwestern | ESPN News | 3 PM CT |
| Iowa at Iowa State | FOX | 3:30 PM CT |
| FIU at Indiana | BTN | 7 PM CT |
| Oregon at Michigan State | ABC | 7 PM CT |

NATIONAL RANKINGS

ASSOCIATED PRESS (WEEK 2)

| | | |
|-----------------------|-----|------|
| 1. Ohio State (61) | 1-0 | 1525 |
| 2. Alabama | 1-0 | 1420 |
| 3. TCU | 1-0 | 1365 |
| 4. Baylor | 1-0 | 1252 |
| 5. Michigan State | 1-0 | 1198 |
| 6. Auburn | 1-0 | 1166 |
| 7. Oregon | 1-0 | 1081 |
| 8. USC | 1-0 | 1074 |
| 9. Notre Dame | 1-0 | 1061 |
| 10. Georgia | 1-0 | 981 |
| 11. Florida State | 1-0 | 942 |
| 12. Clemson | 1-0 | 862 |
| 13. UCLA | 1-0 | 833 |
| 14. LSU | 0-0 | 653 |
| 15. Georgia Tech | 1-0 | 636 |
| 16. Texas A&M | 1-0 | 629 |
| 17. Ole Miss | 1-0 | 600 |
| 18. Arkansas | 1-0 | 480 |
| 19. Oklahoma | 1-0 | 469 |
| 20. Boise State | 1-0 | 279 |
| 21. Missouri | 1-0 | 274 |
| 22. Arizona | 1-0 | 259 |
| 23. Tennessee | 1-0 | 169 |
| 24. Utah | 1-0 | 137 |
| 25. Mississippi State | 1-0 | 104 |

Others Receiving Votes: Wisconsin 79, BYU 74, Northwestern 72, Arizona State 49, Oklahoma State 30, West Virginia 23, Temple 8, Florida 8, Cincinnati

USA TODAY POLL (WEEK 2)

| | | |
|--------------------|-----|------|
| 1. Ohio State (63) | 1-0 | 1599 |
| 2. Alabama (1) | 1-0 | 1485 |
| 3. TCU | 1-0 | 1464 |
| 4. Baylor | 1-0 | 1349 |
| 5. Oregon | 1-0 | 1279 |
| 6. Michigan State | 1-0 | 1252 |
| 7. Auburn | 1-0 | 1190 |
| 8. Florida State | 1-0 | 1090 |
| 9. Georgia | 1-0 | 1075 |
| 10. USC | 1-0 | 1035 |
| 11. Notre Dame | 1-0 | 994 |
| 12. Clemson | 1-0 | 870 |
| 13. UCLA | 1-0 | 801 |
| 14. Ole Miss | 1-0 | 735 |
| 15. LSU | 0-0 | 734 |
| 16. Georgia Tech | 1-0 | 651 |
| 17. Oklahoma | 1-0 | 541 |
| 18. Arkansas | 1-0 | 495 |
| 19. Texas A&M | 1-0 | 418 |
| 20. Arizona | 1-0 | 336 |
| 21. Missouri | 1-0 | 301 |
| 22. Boise State | 1-0 | 277 |
| 23. Tennessee | 1-0 | 212 |
| 24. Wisconsin | 0-1 | 108 |
| 25. Utah | 1-0 | 106 |

Others Receiving Votes: Mississippi State 97, Arizona State 66, Oklahoma State 52, Northwestern 35, BYU 23, Kansas State 23, South Carolina 22, Duke 15, West Virginia 13, Miami (FL) 12, Florida 7, Louisville 6, Marshall 6, Minnesota 5, NC State 4, Nebraska 3, Maryland 3, Temple 3, Pittsburgh 2, Illinois 2, Memphis 1, Stanford 1, California 1, Louisiana Tech 1

BY THE NUMBERS

NORTHWESTERN

| | Rank | Value |
|--|------|-------|
| Total Offense | 97 | 330.0 |
| Rushing Offense | 38 | 225.0 |
| Passing Offense | 117 | 105.0 |
| Team Passing Efficiency | 116 | 83.2 |
| Scoring Offense | 99 | 16.0 |
| Total Defense | 26 | 240.0 |
| Rushing Defense | 35 | 85.0 |
| Passing Yards Allowed | 34 | 155.0 |
| Team Passing Efficiency Defense | 27 | 88.6 |
| Scoring Defense | 16 | 6.0 |
| Turnover Margin | 16 | 2.0 |
| 3rd Down Conversion Percentage | 23 | 0.545 |
| 4th Down Conversion Percentage | 1 | 1.000 |
| 3rd Down Conversion Percentage Defense | 23 | 0.200 |
| 4th Down Conversion Percentage Defense | 102 | 1.000 |
| Red Zone Offense | 1 | 1.000 |
| Red Zone Defense | 32 | 0.667 |
| Net Punting | 36 | 40.40 |
| Punt Returns | 52 | 7.0 |
| Kickoff Returns | 76 | 19.0 |
| First Downs Offense | 97 | 17 |
| First Downs Defense | 46 | 17 |
| Fewest Penalties Per Game | 34 | 5.0 |
| Fewest Penalty Yards Per Game | 73 | 57.00 |
| Time of Possession | 42 | 31:52 |

EASTERN ILLINOIS

| | FCS Rank | Value |
|--|----------|-------|
| Total Offense | 59 | 308.0 |
| Rushing Offense | 46 | 155.0 |
| Passing Offense | 71 | 153.0 |
| Team Passing Efficiency | 98 | 64.46 |
| Scoring Offense | 93 | 5.0 |
| Total Defense | 19 | 266.0 |
| Rushing Defense | 15 | 77.0 |
| Passing Yards Allowed | 51 | 189.0 |
| Team Passing Efficiency Defense | 22 | 100.5 |
| Scoring Defense | 57 | 33.0 |
| Turnover Margin | 86 | -2.0 |
| 3rd Down Conversion Percentage | 63 | 33.3 |
| 4th Down Conversion Percentage | 58 | 0.0 |
| 3rd Down Conversion Percentage Defense | 26 | 31.6 |
| 4th Down Conversion Percentage Defense | 77 | 100.0 |
| Red Zone Offense | 92 | 33.3 |
| Red Zone Defense | 44 | 83.3 |
| Net Punting | 98 | 26.38 |
| Punt Returns | 64 | 0.0 |
| Kickoff Returns | 65 | 19.6 |
| First Downs Offense | 39 | 21 |
| First Downs Defense | 35 | 18 |
| Fewest Penalties Per Game | 106 | 14.0 |
| Fewest Penalty Yards Per Game | 104 | 113.0 |
| Time of Possession | 32 | 32:17 |

PLAYER SPOTLIGHT



MAX CHAPMAN - CAREER HIGHS

Tackles: 4, vs. Western Illinois, 9/20/14
Solo Tackles: 3, vs. Western Illinois, 9/20/14
Assisted Tackles: 2 (2x), last at Notre Dame, 11/15/14
TFL: 2.0 (2x), last vs. Western Illinois, 9/20/14
Sacks: 1.0 (2x), last vs. Western Illinois, 9/20/14
QB Hurries: 1, vs. Wisconsin, 10/4/14
Pass Breakups: 1, at Penn State, 9/27/14
Fumble Recoveries: 1, at Iowa, 11/1/14
Blocked Kicks: 1, vs. Western Illinois, 9/20/14

1

| Tackles | Solo | TFL | Sacks |
|---------|------|-----|-------|
| n/a | n/a | n/a | n/a |



TRAVEON HENRY - CAREER HIGHS

Tackles: 14, at Iowa, 11/1/14
Solo Tackles: 8 (3x), last vs. Nebraska, 10/18/14
Assisted Tackles: 8 (2x), last at Notre Dame, 11/15/14
TFL: 2.0, vs. Michigan, 11/16/13
Interceptions: 1, vs. Syracuse, 9/7/13
Pass Breakups: 1 (2x), last vs. Maine, 9/21/13

2

| Tackles | Solo | TFL | Sacks |
|---------|------|-----|-------|
| 8 | 7 | 1 | 1 |



SOLOMON VAULT - CAREER HIGHS

Rushing Yards: 162, vs. Wisconsin, 10/4/14
Attempts: 33, vs. Wisconsin, 10/4/14
Rushing TDs: 2 (3x), last vs. Illinois, 11/29/14
Long Run: 68, at Purdue, 11/22/14
Receptions: 4, at Minnesota, 10/11/14
Rec. Yards: 50, at Minnesota, 10/11/14
Long Reception: 35, vs. Illinois, 11/29/14
Receiving TDs: 1, at Minnesota, 10/11/14

4

| Carries | Yards | YPC | TD |
|---------|-------|-----|----|
| 6 | 25 | 4.2 | 0 |



MILES SHULER - CAREER HIGHS

Receptions: 6, at Minnesota, 10/11/14
Yards: 60, at Minnesota, 10/11/14
Long Reception: 22, vs. Cal, 8/30/14
Kickoff Returns: 3 (3x), last vs. Wisconsin, 10/4/14
Kickoff Return Yards: 67, vs. NIU, 9/6/14
Long Kickoff Return: 26, vs. NIU, 9/6/14
Punt Returns: 1, at Penn State, 9/27/14
Punt Return Yards: 42, at Penn State, 9/27/14
Long Punt Return: 42, at Penn State, 9/27/14

5

| Rec. | Yards | TD | Long |
|------|-------|----|------|
| 2 | 33 | 0 | 25 |



IFEADI ODEMIGBO - CAREER HIGHS

Tackles: 3, (2X), last vs. Stanford, 9/5/15
Solo Tackles: 3, vs. Western Illinois, 9/20/14
Assisted Tackles: 2 (2X), last vs. Stanford, 9/5/15
TFL: 2.0, vs. Western Illinois, 9/20/14
Sacks: 2.0, vs. Western Illinois, 9/20/14
QB Hurries: 1 (4X), last vs. WIU, 9/20/14
Forced Fumbles: 3, vs. Western Illinois, 9/20/14
Fumble Recoveries: 1 (2X), vs. Western Illinois, 9/20/14
Pass Breakups: 1, at Illinois, 11/30/13

7

| Tackles | Solo | TFL | Sacks |
|---------|------|-----|-------|
| 3 | 1 | 1.5 | 1.5 |



STEPHEN BUCKLEY - CAREER HIGHS

Rushing Yards: 99, at Iowa, 10/26/13
Rushing Attempts: 17, at Iowa, 10/26/13
Rushing TDs: 1, vs. Minnesota, 10/19/13
Long Run: 33, vs. Minnesota, 10/19/13
Receptions: 1 (2X), last vs. Nebraska, 10/18/14
Receiving Yards: 19, vs. Nebraska, 10/18/14

8

| Rec. | Yards | TD | Long |
|------|-------|-----|------|
| n/a | n/a | n/a | n/a |



WARREN LONG - CAREER HIGHS

Rushing Yards: 55, at Iowa, 11/1/14
Rushing Attempts: 11, at Iowa, 11/1/14
Long Run: 21, at Penn State, 9/27/14
Receptions: 2, at Notre Dame, 11/15/14
Receiving Yards: 18, at Notre Dame, 11/15/14
Long Reception: 17, at Notre Dame, 11/15/14

13

| Carries | Yards | YPC | Long |
|---------|-------|-----|------|
| 7 | 21 | 3.0 | 9 |



CHRISTIAN JONES - CAREER HIGHS

Receptions: 13, vs. Illinois, 11/30/13
Receiving Yards: 182, vs. Illinois, 11/30/13
Receiving TDs: 2, vs. Illinois, 11/30/13

14

| Rec. | Yards | TD | Long |
|------|-------|----|------|
| 5 | 52 | 0 | 17 |



GODWIN IGWBUKI - CAREER HIGHS

Tackles: 9, vs. Nebraska, 10/18/14
Solo Tackles: 7 (2X), last at Notre Dame, 11/15/14
Assisted Tackles: 5, vs. Nebraska, 10/18/14
TFL: 1.0, at Iowa, 11/1/14
Interceptions: 3, vs. Wisconsin, 10/4/14
Pass Breakups: 1 (3X), last vs. Stanford, 9/5/15

16

| Tackles | Solo | PBU | INT |
|---------|------|-----|-----|
| 6 | 5 | 1 | 0 |



CLAYTON THORSON - CAREER HIGHS

Pass Attempts: 24, vs. Stanford, 9/5/15
Completions: 12, vs. Stanford, 9/5/15
Passing Yards: 105, vs. Stanford, 9/5/15
Long Pass: 25, vs. Stanford, 9/5/15
Rushing Attempts: 8, vs. Stanford, 9/5/15
Rushing Yards: 68, vs. Stanford, 9/5/15
Rushing TDs: 1, vs. Stanford, 9/5/15
Long Rush: 42, vs. Stanford, 9/5/15

18

| C-A-I | Yards | Rushing Yards | Rushing TD |
|---------|-------|---------------|------------|
| 12-24-0 | 105 | 68 | 1 |



ANTHONY WALKER - CAREER HIGHS

Tackles: 10, vs. Stanford, 9/5/15
Solo Tackles: 7, at Purdue, 11/22/14
Assisted Tackles: 5, vs. Stanford, 9/5/15
TFL: 3, vs. Stanford, 9/5/15
Sacks: 1.5, at Purdue, 11/22/14
QB Hurries: 2, at Notre Dame, 11/15/14
Interceptions: 1 (2X), last at Notre Dame, 11/15/14
Pass Breakups: 2, vs. Stanford, 9/5/15
Fumble Recoveries: 1 (2X), last vs. Stanford, 9/5/15
Forced Fumbles: 1, at Purdue, 11/22/14

18

| Tackles | Solo | TFL | FR |
|---------|------|-----|----|
| 10 | 5 | 3 | 1 |




JUSTIN JACKSON - CAREER HIGHS

Rushing Yards: 162, vs. Wisconsin, 10/4/14
Rushing Attempts: 33, vs. Wisconsin, 10/4/14
Rushing TDs: 2 (2X), last vs. Illinois, 11/29/14
Long Run: 68, at Purdue, 11/22/14
Receptions: 4, at Minnesota, 10/11/14
Receiving Yards: 50, at Minnesota, 10/11/14
Long Reception: 35, vs. Illinois, 11/29/14
Receiving TDs: 1, at Minnesota, 10/11/14

21

| Carries | Yards | YPC | TD |
|---------|-------|-----|----|
| 28 | 134 | 4.8 | 21 |



MATTHEW HARRIS - CAREER HIGHS

Tackles: 10, vs. Western Illinois, 9/20/14
Solo Tackles: 7, vs. Western Illinois, 9/20/14
Assisted Tackles: 3 (3X), last vs. Western Illinois, 11/23/13
TFL: 1.0 (2X), last vs. Illinois, 11/29/14
Interceptions: 1 (2X), last vs. Illinois, 11/29/14
Pass Breakups: 2 (3X), last vs. Nebraska, 10/18/14
Forced Fumbles: 1, at Notre Dame, 11/15/14
Kickoff Returns: 3 (4X), last vs. Michigan State, 11/23/13
Long Kickoff Return: 47, vs. Western

27

| Tackles | Solo | Assisted | TFL |
|---------|------|----------|-----|
| 5 | 4 | 1 | 1 |



DAN VITALE - CAREER HIGHS

Receptions: 9, at Michigan State, 11/17/12
Receiving Yards: 113, at Penn State, 9/27/14
Long Reception: 53, at Cal, 8/31/13
TD Receptions: 1 (6X), last at Purdue, 11/22/14
Rushing Attempts: 2, at Iowa, 10/26/13
Rushing Yards: 17, at Iowa, 10/26/13
Long Run: 18, at Iowa, 10/26/13

40

| Rec. | Yards | YPC | TD |
|------|-------|-----|----|
| 1 | 2 | 2.0 | 0 |



DEAN LOWRY - CAREER HIGHS

Tackles: 6 (3X), last vs. Illinois, 11/29/14
Solo Tackles: 5 (2X), last vs. Illinois, 11/29/14
Assisted Tackles: 3, at Notre Dame, 11/15/14
TFL: 1.5 (3X), last at Notre Dame, 11/15/14
Sacks: 1.5, at Illinois, 11/30/13
Forced Fumbles: 1 (3X), last at Notre Dame, 11/15/14
Fumble Recoveries: 1 (2X), last vs. Ohio State, 10/5/13
Interceptions: 1 (2X), last vs. Maine, 9/21/13
Pass Breakups: 2, vs. Western Illinois, 9/20/14

94

| Tackles | Solo | TFL | QH |
|---------|------|-----|----|
| 4 | 3 | 1 | 2 |

CAREER HIGHS

#19 • CAMERON DICKERSON • WR

Receptions: 6, at Notre Dame, 11/15/14
Yards: 97, at Notre Dame, 11/15/14
Long Reception: 60, at Notre Dame, 11/15/14
Receiving TDs: 1 (3X), last vs. Cal, 8/30/14

#9 • GARRETT DICKERSON • SB

Receptions: 2, at Notre Dame, 11/15/14
Yards: 14, at Notre Dame, 11/15/14
Long Reception: 7, at Notre Dame, 11/15/14

#13 • DEONTE GIBSON • DE

Tackles: 6, vs. Ohio State, 10/5/13
Solo Tackles: 3 (2X), last vs. Northern Illinois, 9/6/14
Assisted Tackles: 3 (2X), last at Iowa, 10/26/13
TFL: 2.0, vs. NIU, 9/6/14
Sacks: 1.0 (5X), last vs. Northern Illinois, 9/6/14
QB Hurries: 2, at Notre Dame, 11/15/14
Pass Breakups: 1, at Illinois, 11/30/13
Forced Fumbles: 1, vs. Northern Illinois, 9/6/14
Fumble Recoveries: 1 (2X), at Purdue, 11/22/14

#23 • NICK VANHOOSE • CB

Tackles: 14 (2X), last vs. Illinois, 11/30/13
Solo Tackles: 9, at Iowa, 10/26/13
Assisted Tackles: 8, vs. Illinois, 11/30/13
TFLs: 2.0, at Iowa, 10/26/13
Interceptions: 1 (8X), last at Minnesota, 11/11/14
Pass Breakups: 3 (3X), last vs. Wisconsin, 10/4/14
Fumble Recoveries: 2, vs. Nebraska, 10/20/12
Forced Fumbles: 1, vs. Minnesota, 10/19/13

#93 • GREG KUHAH • DT

Tackles: 8, at Minnesota, 10/11/14
Solo Tackles: 3 (2X), last at Minnesota, 10/11/14
Assisted Tackles: 5, at Minnesota, 10/11/14
TFL: 1.0 (2X), at Minnesota, 10/11/14
QB Hurries: 1, vs. Cal, 8/30/14
Fumble Recoveries: 1, vs. Western Illinois, 9/20/14

#96 • HUNTER NISWANDER • P

Punts: 5, vs. Stanford, 9/5/15
Longest Punt: 45, vs. Stanford, 9/5/15
Punt Average: 38.8, vs. Stanford, 9/5/15

#10 • ZACK OLIVER • QB

Pass Attempts: 38, vs. Illinois, 11/29/14
Completions: 23, vs. Illinois, 11/29/14
Passing Yards: 221, vs. Illinois, 11/29/14
Touchdown Passes: 1 (2X), last vs. Illinois, 11/29/14
Long Pass: 54, vs. Northern Illinois, 9/6/14
Rushing Yards: 23, at Purdue, 11/22/14
Rushing Attempts: 6 (2X), last vs. Illinois, 11/29/14
Rushing Touchdowns: 1, at Purdue, 11/22/14
Long Rush: 8, at Purdue, 11/29/14
Total Offense: 219, at Illinois, 11/29/14

#51 • JAYLEN PRATER • LB

Tackles: 3 (2X), last vs. Stanford, 9/5/15
Solo Tackles: 2, vs. Stanford, 9/5/15
Assisted Tackles: 2 (2X), last at Iowa, 11/1/14

#21 • KYLE QUEIRO • DB

Tackles: 5, vs. NIU, 9/6/14
Solo Tackles: 4, vs. NIU, 9/6/14
Assisted Tackles: 2, vs. Illinois, 11/29/14
Interceptions: 1, vs. Stanford, 9/5/15

#90 • C.J. ROBBINS • DT

Tackles: 3 (2X), last vs. Nebraska, 10/18/14
Solo Tackles: 1 (4X), last vs. Stanford, 9/5/15
Assisted Tackles: 3, at Minnesota, 10/11/14
TFL: 1.0, at Penn State, 9/27/14
Pass Breakups: 1 (2X), last vs. Michigan, 11/8/14
Blocked Kicks: 1, at Penn State, 9/27/14

#55 • DREW SMITH • LB

Tackles: 8, vs. Illinois, 11/29/14
Solo Tackles: 5, vs. Western Michigan, 9/14/13
Assisted Tackles: 4, vs. Illinois, 11/29/14
Sacks: 1 (3X), last at Penn State, 9/27/14
TFL: 1.5 at Michigan State, 11/17/12
QB Hurries: 2 (2X), last vs. Maine, 9/21/13
Forced Fumbles: 1, vs. Stanford, 9/5/15
Fumble Recoveries: 1, vs. Michigan, 11/8/14

#98 • XAVIER WASHINGTON • DE

Tackles: 3, vs. Wisconsin, 10/4/14
Solo Tackles: 2 (3X), last at Notre Dame, 11/15/14
Assisted Tackles: 2, vs. Wisconsin, 10/4/14
TFL: 1.0, at Penn State, 9/27/14
Sacks: 1.0, at Penn State, 9/27/14
QB Hurries: 1, vs. Nebraska, 10/18/14
Forced Fumbles: 1, at Penn State, 9/27/14

#3 • KEITH WATKINS II • CB

Tackles: 4, vs. Stanford, 9/5/15
Solo Tackles: 3, vs. Stanford, 9/5/15
Assisted Tackles: 1 (3X), last vs. Stanford, 9/5/15
Blocked Kicks: 1, vs. Western Illinois, 9/20/14

#32 • Nate Hall • LB

Tackles: 2, vs. Stanford, 9/5/15
Solo Tackles: 2, vs. Stanford, 9/5/15

#42 • Joseph Jones • LB

Tackles: 1, vs. Stanford, 9/5/15
Solo Tackles: 1, vs. Stanford, 9/5/15

NORTHWESTERN RECORD WHEN...

| | 2015 | Fitz Career |
|--|------|-------------|
| When playing at home | 1-0 | 34-27 |
| When playing on road | - | 25-22 |
| When playing at a neutral site | - | 2-4 |
| When playing on grass | 1-0 | 44-35 |
| When playing on artificial surface | - | 17-18 |
| When scoring first | - | 42-16 |
| When opponent scores first | 1-0 | 19-37 |
| When leading after first quarter | - | 38-14 |
| When trailing after first quarter | - | 13-29 |
| When tied after first quarter | 1-0 | 10-10 |
| When leading at halftime | 1-0 | 46-15 |
| When trailing at halftime | - | 10-30 |
| When tied at halftime | - | 5-8 |
| When leading after three quarters | 1-0 | 49-15 |
| When trailing after three quarters | - | 10-35 |
| When tied after three quarters | - | 2-3 |
| When NU has more/equal rushing yards | 1-0 | 44-16 |
| When opponent has more rushing yards | - | 18-36 |
| When NU has more/equal passing yards | - | 32-24 |
| When opponent has more passing yards | 1-0 | 30-28 |
| When NU has more/equal total yards | 1-0 | 43-19 |
| When opponent has more total yards | - | 18-35 |
| When NU has more first downs | - | 40-22 |
| When opponent has more first downs | - | 15-28 |
| When first downs are equal | 1-0 | 6-3 |
| When NU forces more turnovers | 1-0 | 35-14 |
| When opponent forces more turnovers | - | 12-29 |
| When turnovers are equal | - | 14-10 |
| In games decided by three points or less | - | 13-9 |
| In games decided by seven points or less | - | 25-18 |
| In overtime games | - | 3-5 |

2015 HONORARY CAPTAINS

Each home game, Pat Fitzgerald and the Wildcats are fortunate to be joined in the pursuit of a victory by an honorary captain. The honorary captain traditionally delivers a message to the team following the squad's Friday afternoon walk-through, joins the team for dinner and on Saturday walks with NU's season-long captains to midfield for the pregame coin toss. Below is a look at those individuals who have served in this role so far in 2014:

2015 Northwestern Honorary Captains

Stanford: Nick Roach, Northwestern LB (2003-06), Eight-year NFL veteran
Eastern Illinois: Blackhawks president and CEO John McDonough, Blackhawks executive vice president Jay Blunk and Blackhawks chairman Rocky Wirtz (Northwestern Alumni, 1975)

STARTING LINEUPS

OFFENSE

| Opponent | WR | WR | LT | LG | C | RG | RT | WR | QB | SB | RB |
|--------------|------------|-----------|-----------|----------|-----------|-----------|-----------|-------------|-------------|------------|-------------|
| STANFORD | Shuler, M. | Jones, C. | Mogus, G. | Park, I. | North, B. | Mertz, S. | Olson, E. | Scanlan, A. | Thorson, C. | Vitale, D. | Jackson, J. |
| E. ILLINOIS | | | | | | | | | | | |
| at Duke | | | | | | | | | | | |
| BALL STATE | | | | | | | | | | | |
| MINNESOTA | | | | | | | | | | | |
| at Michigan | | | | | | | | | | | |
| IOWA | | | | | | | | | | | |
| at Nebraska | | | | | | | | | | | |
| PENN STATE | | | | | | | | | | | |
| PURDUE | | | | | | | | | | | |
| at Wisconsin | | | | | | | | | | | |
| at Illinois | | | | | | | | | | | |

DEFENSE

| Opponent | DE | DT | DT | DE | OLB | MLB | OLB | CB | S | S | CB |
|--------------|--------|-----------|---------|-------|--------|--------|-------|----------|-----------|-------|--------|
| STANFORD | Gibson | Lancaster | Robbins | Lowry | Prater | Walker | Smith | VanHoose | Igwebuike | Henry | Harris |
| E. ILLINOIS | | | | | | | | | | | |
| at Duke | | | | | | | | | | | |
| BALL STATE | | | | | | | | | | | |
| MINNESOTA | | | | | | | | | | | |
| at Michigan | | | | | | | | | | | |
| IOWA | | | | | | | | | | | |
| at Nebraska | | | | | | | | | | | |
| PENN STATE | | | | | | | | | | | |
| PURDUE | | | | | | | | | | | |
| at Wisconsin | | | | | | | | | | | |
| at Illinois | | | | | | | | | | | |



THE LAST TIME...

| | |
|---|---|
| Scored 60+ Points | NU 61, Illinois 23 (11-18-00) |
| Scored 50-59 Points | NU 50, Illinois 14 (11-24-12) |
| Scored 40-49 Points | NU 43, Notre Dame 40 (OT) (11-15-14) |
| Rushed for 200-299 yards | 225 vs. #21 Stanford (9-5-15) |
| Rushed for 300-399 yards | 334 vs. Western Michigan (9-14-13) |
| Rushed for 400+ yards | 444 at Illinois (11-22-03) |
| Passed for 400+ yards | 532 vs. Auburn (1-1-10) |
| Had 500-599 yards of total offense | 547 vs. Notre Dame (11-15-14) |
| Had 600+ yards of total offense | 704 vs. Indiana (9-29-12) |
| Won a game on final play (regulation) | vs. Michigan State, 47-yd FG (9-29-01) |
| Record a safety | vs. Illinois (11-24-12) |
| Record a shutout | NU 27, Northeastern O (9-1-07) |
| Played No. 1-ranked team | #1 Ohio State 54, NU 10 (11-11-06) |
| Beat No. 1-ranked team | NU 12, #1 Miami (Fla.) (9-23-67) |
| Beat a Top-10 team | NU 28, #9 Nebraska 25 (11-5-11) |
| Beat a ranked team | NU 16, #21 Stanford 6 (9-5-15) |
| Beat two ranked teams in a row | NU 47, #7 Wisconsin 44 (9-23-00) |
| | NU 37, #18 Michigan State 17 (9-30-00) |
| Ranked by AP (media) | No. 19 (10-6-13) |
| Ranked by USA Today (coaches) | No. 18 (10-6-13) |
| Ranked in BCS Standings | No. 20 (12-2-12) |
| Ranked No. 1 by AP | 1962 |
| Sellout at home | 47,330, vs. Nebraska (10-18-14) |
| Had consecutive sellouts | 2 games |
| | vs. Iowa (11-13-10) |
| | vs. Illinois (11-20-10) *at Wrigley Field |

INDIVIDUALS

| | |
|--|---|
| Returned kickoff for a TD | Solomon Vault (89) vs. Illinois (11-29-14) |
| Returned punt for a TD | Tony Jones (64) at Purdue (11-22-14) |
| Returned INT for a TD | Anthony Walker (49) at Penn State (9-27-14) |
| Returned fumble for TD | Chi Chi Ariguzo (33) at Syracuse (9-1-12) |
| Blocked an extra point | Nick VanHoose at Notre Dame (11-15-14) |
| Blocked a FG attempt | Nick VanHoose vs. Michigan (11-8-14) |
| Blocked a punt | Keith Watkins II vs. Western Illinois (9-20-14) |
| Rushed for 3 or more TDs | Trevor Siemian (3) at Penn State (9-27-14) |
| Rushed for 100 yards | Justin Jackson (134) vs. #21 Stanford (9-5-15) |
| Two players rushed for 100 yards | Treyvon Green (149) vs. Western Michigan (9-14-13) |
| | Kain Colter (106) vs. Western Michigan (9-14-13) |
| Rushed for 200 yards | Mike Kafka (217) at Minnesota (11-1-08) |
| Completed 20-29 passes | Zack Oliver (23) vs. Illinois (11-29-14) |
| Completed 30+ passes | Trevor Siemian (30) at Notre Dame (11-15-14) |
| Passed for 3+ TDs | Trevor Siemian (4) at Illinois (11-30-13) |
| Passed for 300-399 yards | Trevor Siemian (308) vs. Indiana (9-29-12) |
| Passed for 400-499 yards | Trevor Siemian (414) at Illinois (11-30-13) |
| Passed for 500+ yards | Mike Kafka (532) vs. Auburn (1-1-10) |
| Scored 3 TDs in a game | Trevor Siemian (3 rushing) at Penn State (9-27-14) |
| Scored 4+ TDs in a game | Kain Colter (4 rushing) vs. Indiana (9-29-12) |
| 2-point conversion | Tony Jones pass from Zack Oliver vs. Illinois (11-29-14) |
| | Cameron Dickerson pass from Zack Oliver vs. Illinois (11-29-14) |
| Caught 10+ passes | Kyle Prater (10) at Notre Dame (11-15-14) |
| 100-199 yards receiving | Dan Vitale (113) at Penn State (9-27-14) |
| 200+ yards receiving | Jeremy Ebert (208) vs. Rice (11-12-11) |
| Two players 100 receiving yards | Christian Jones (182) at Illinois (11-30-13) |
| | Rashad Lawrence (112) at Illinois (11-30-13) |
| Scored 3+ TDs receiving | Drake Dunsmore (4) at Indiana (10-29-11) |
| Kicked 3 FGs in one game | Jack Mitchell (3) vs. #21 Stanford (9-5-15) |
| Kicked 4 FGs in one game | Jack Mitchell (4) at Notre Dame (11-15-14) |
| Kicked 5 FGs in one game | Jeff Budzien (5) vs. Boston College (9-5-12) |
| Kicked a 50-yard FG | David Wasielewski (51) at Air Force (8-31-02) |
| Kicked a 70-79 yard punt | Brandon Williams (77) vs. Minnesota (11-19-11) |
| Kicked an 80-89-yard punt | Merlin Norenberg (80) vs. Minnesota (10-12-63) |
| Intercepted 2 passes | Godwin Igwebuike (3) vs. Wisconsin (10-14-14) |
| Intercepted 3 passes | Godwin Igwebuike (3) vs. Wisconsin (10-14-14) |
| Recovered two fumbles | Jimmy Hall (2) at Notre Dame (11-15-14) |
| Recorded 100+ kickoff return yards | Venric Mark (141) vs. Texas A&M (12-31-11) |
| Recorded 20+ tackles | Tim McGarigle (21, 11-10) vs. Michigan (10-29-05) |



Wisconsin 70, NU 23 (11-27-10)
 Ohio State 58, NU 7 (9-22-07)
 Illinois 47, NU 33 (11-29-14)
 Illinois - 291 (11-29-14)
 Indiana - 319 (10-29-11)
 Illinois - 519 (11-20-10)
 California - 455 (8-31-13)
 Wisconsin - 527 (10-12-13)
 Arizona State - 773 (9-17-05)
 Nebraska, 49-yard pass (11-2-13)

Michigan State (11-17-12)
 Ohio State 20, NU 0 (9-27-03)
 Wisconsin 37, #1 NU 6 (11-10-62)
 Wisconsin 37, #1 NU 6 (11-10-62)

OPPONENTS

Jalen Myrick (100), Minnesota (10-11-14)
 Ben Niemann (1), Iowa (11-1-14)
 Mason Monheim (49), Illinois (11-29-14)
 Austin Collinsworth (32), Notre Dame (11-15-14)
 J.J. Watt, Wisconsin (11-27-10)
 Mike McGlinchey, Notre Dame (11-15-14)
 Ben Niemann, Iowa (11-1-14)
 Ameer Abdullah (4), Nebraska (10-18-14)
 Reilly O'Toole (147), Illinois (11-29-14)
 Melvin Gordon (172), Wisconsin (10-12-13)
 James White (101), Wisconsin (10-12-13)
 Melvin Gordon (259), Wisconsin (10-4-14)
 Austin Appleby (26), Purdue (11-22-14)
 Nathan Scheelhaase (31), Illinois (11-30-13)
 Reilly O'Toole (3), Illinois (11-29-14)
 Nathan Scheelhaase (307), Illinois (11-30-13)
 Jared Goff (445), California (8-31-13)
 -
 William Fuller (3c), Notre Dame (11-15-14)
 Ameer Abdullah (4r), Nebraska (10-18-14)
 Devin Gardner rush (30T), Michigan (11-16-13)

Lance Lenoir (11), Western Illinois (9-20-14)
 William Fuller (159), Notre Dame (11-15-14)
 A.J. Jenkins (268), Illinois (10-1-11)
 Jeff Fuller (119), Texas A&M (12-31-11)
 Ryan Swope (105), Texas A&M (12-31-11)
 William Fuller (3), Notre Dame (11-15-14)
 Ryan Lichtenstein (3), Syracuse (9-19-09)
 Brendan Gibbons (4), Michigan (11-16-13)

Taylor Zalewski (51), Illinois (11-30-13)
 Ryan Donahue (73), Iowa (11-13-10)

Darvin Adams (2), Auburn (1-1-10)
 T'Sharvan Bell (2), Auburn (1-1-10)
 Mike Rose (3), Purdue (9-27-97)
 Marc Jackson (2), Illinois (11-23-02)
 Amir Carlisle (122), Notre Dame (11-15-14)
 J Leman (22, 11-11), Illinois (11-18-06)

GAME ONE: STANFORD



SEP. 5, 2015
RYAN FIELD
ATTENDANCE: 36,024

#21 STANFORD NORTHWESTERN

6
16

Northwestern won its season-opener for the ninth time in the last 10 years with the defense leading the way as the Wildcats defeated No. 21 Stanford 16-6 Saturday afternoon at Ryan Field.

Sophomore linebacker Anthony Walker's career-high 10 tackles -- three of which went for a loss -- helped Northwestern limit Stanford to 240 total yards, and safety Kyle Queiro's fourth quarter interception in the end zone sealed the win.

On the offensive side, redshirt freshman quarterback Clayton Thorson scored the game's only touchdown on a 42-yard run, while sophomore back Justin Jackson broke the 100-yard mark for the seventh time in his career. The Wildcats converted on 12 third downs, and kicker Jack Mitchell hit on three of his four field goal attempts -- including a career-long 49-yarder.

Jackson, picking up where he left off after recording the second 1,000-yard rushing season by a Northwestern freshman, broke off runs of 16 and 19 yards -- both on third down. Thorson showed impressive poise in the pocket, connecting with senior receiver Christian Jones

on a key 11-yard third down gain. Northwestern eventually leveled the score behind Mitchell's 31-yard field goal.

Thorson gave the 'Cats the lead in the second quarter when he found a huge hole to his left and burst through, outrunning the Stanford defense for a 42-yard touchdown to put the 'Cats up 10-3. NU would take the seven-point advantage into the halftime intermission.

Neither team threatened to score until Northwestern's fourth drive of the half. The Wildcats started on their own 37-yard line and steadily picked away at Stanford's D as they made their way down the field. Thorson once again completed a third-down pass, this time to Jackson on 3rd-and-4, for the Wildcats' 10th conversion on 18 third-down tries. Then, from the Stanford 26-yard line, Jackson found an opening and broke free for a 21-yard pickup. Mitchell converted a chip-shot 19-yard field goal, extending Northwestern's lead to 13-3.

Stanford responded by marching 55 yards to Northwestern's 20-yard line, but the 'Cats again held their ground and forced the Cardinal's second field goal of the day as Ukropina hit on a 37-yard with 7:26 remaining to make it a seven-point game.

Northwestern got the ball back with 7:16 remaining and Thorson continued his third-down success with a 25-yard completion to Miles Schuler just inside the Northwestern sideline. Northwestern was forced to bring Mitchell out for a 49-yard field goal attempt. From three yards farther out than his previous career-long at Notre Dame, Mitchell converted to put Northwestern back up by 10 with 3:38 to go.

Stanford began its final drive at its own 28-yard line and brought the ball all the way to Northwestern's five-yard line, but Hogan tried to force a pass into the end zone, and Queiro jumped in front of the Stanford receiver for the game-clinching interception.

SCORING SUMMARY

| | | | | | | |
|--------------|---|---|---|---|---|----|
| #21 STANFORD | 3 | 0 | 0 | 3 | — | 6 |
| NORTHWESTERN | 3 | 7 | 0 | 6 | — | 16 |

First Quarter: 8:33 STAN — Ukropia 29 FG; 00:52 NU — Mitchell 31 FG

Second Quarter: 6:18 NU — Thorson 42 run (Mitchell kick)

Third Quarter: n/a

Fourth Quarter: 12:21 NU — Mitchell 19 FG; 7:26 STAN — Ukropia 37 FG; 3:38 NU — Mitchell 49 FG

GAME STATISTICS

| STANFORD | NU |
|--|--------|
| 17..... First Downs | 17 |
| 27..... Rushing Attempts..... | 54 |
| 104..... Yards Gained Rushing..... | 255 |
| 19..... Yards Lost Rushing..... | 30 |
| 85..... Net Yards Rushing..... | 225 |
| 155..... Net Yards Passing..... | 105 |
| 35..... Passes Attempted..... | 25 |
| 20..... Passes Completed | 12 |
| 1..... Had Intercepted | 0 |
| 62..... Total Offensive Plays..... | 79 |
| 240..... Total Net Yards..... | 330 |
| 2-1..... Fumbles-Lost..... | 2-0 |
| 5-25..... Penalties-Yards..... | 5-57 |
| 0-0-0..... Interceptions-Yards-TD | 1-17-0 |
| 7-322..... Punts-Yards..... | 5-194 |
| 46.0..... Avg. Yard/Punt..... | 38.8 |
| 1-8-0..... Punt Return-Yards-TD | 1-7-0 |
| 4-90-0..... Kickoff Return-Yards-TD..... | 1-19-0 |
| 28:08..... Possession Time..... | 31:52 |
| 3/15..... Third-Down Conversions..... | 12/22 |
| 0-0..... Sacks By-Yards..... | 3-11 |

RUSHING:

STAN—McCaffrey 12-66-0
 NU—Jackson 28-134-0


INDIVIDUAL LEADERS

PASSING:
 STAN—Hogan 20-35-155-1
 NU—Thorson 12-24-105-0

RECEIVING:

STAN—Hooper 5-45-0
 NU—Jones 5-52-0

GAMEDAY PHOTOS



The Automated ScoreBook
Northwestern Game Results (as of Sep 05, 2015)
All games

| Date | Opponent | Score | Overall Record | Conference Record | Time | Attend |
|----------------|------------------|----------|-------------------|----------------------|------|--------|
| ---- | ----- | ---- | ----- | ----- | ---- | ----- |
| Sep 05, 2015 | #21 STANFORD | W 16-6 | 1- 0- 0 | 0- 0- 0 | 3:00 | 36024 |
| Sep 12, 2015 | EASTERN ILLINOIS | 3:00 pm | | | | |
| Sep 19, 2015 | at Duke | 11:30 am | | | | |
| Sep 26, 2015 | BALL STATE | 7:00 pm | | | | |
| * Oct 03, 2015 | MINNESOTA | TBA | | | | |
| * Oct 10, 2015 | at Michigan | 2:30 pm | | | | |
| * Oct 17, 2015 | IOWA | 11:00 am | | | | |
| * Oct 24, 2015 | at Nebraska | TBA | | | | |
| * Nov 7, 2015 | PENN STATE | TBA | | | | |
| * Nov 14, 2015 | PURDUE | TBA | | | | |
| * Nov 21, 2015 | at Wisconsin | TBA | | | | |
| * Nov 28, 2015 | vs Illinois | TBA | | | | |

* indicates conference game

| Opponent | Score | -----FIRST DOWNS----- | | | | ---RUSHING--- | -----PASSING----- | | --TOTAL OFFENSE-- | | Return Yards | Turn- Overs |
|---------------|-------|-----------------------|-------|-------|-------|----------------|---------------------|---------|-------------------|-------|-----------------|----------------|
| | | Total | Rush | Pass | Pen | Number-Yards | Comp-Att-Int | Yards | Plays-Yards | | | |
| ----- | ----- | --/-- | --/-- | --/-- | --/-- | -----/----- | -----/----- | --/-- | ----- / ----- | --/-- | --/-- | |
| STANFORD..... | 16-6 | 17/17 | 9/6 | 8/8 | 0/3 | 54-225 / 27-85 | 12-25- 0 / 20-35- 1 | 105/155 | 79-330 / 62-240 | 47/82 | 0/2 | |
| Totals..... | 16-6 | 17/17 | 9/6 | 8/8 | 0/3 | 54-225 / 27-85 | 12-25- 0 / 20-35- 1 | 105/155 | 79-330 / 62-240 | 47/82 | 0/2 | |

Note: Game totals are displayed in the format TEAM/OPPONENT for each category

The Automated ScoreBook
Northwestern Overall Team Statistics (as of Sep 05, 2015)
All games

| Team Statistics | NU | OPP |
|-------------------------|------------|------------|
| SCORING | 16 | 6 |
| Points Per Game | 16.0 | 6.0 |
| Points Off Turnovers | 0 | 0 |
| FIRST DOWNS | 17 | 17 |
| Rushing | 9 | 6 |
| Passing | 8 | 8 |
| Penalty | 0 | 3 |
| RUSHING YARDAGE | 225 | 85 |
| Yards gained rushing | 255 | 104 |
| Yards lost rushing | 30 | 19 |
| Rushing Attempts | 54 | 27 |
| Average Per Rush | 4.2 | 3.1 |
| Average Per Game | 225.0 | 85.0 |
| TDs Rushing | 1 | 0 |
| PASSING YARDAGE | 105 | 155 |
| Comp-Att-Int | 12-25-0 | 20-35-1 |
| Average Per Pass | 4.2 | 4.4 |
| Average Per Catch | 8.8 | 7.8 |
| Average Per Game | 105.0 | 155.0 |
| TDs Passing | 0 | 0 |
| TOTAL OFFENSE | 330 | 240 |
| Total Plays | 79 | 62 |
| Average Per Play | 4.2 | 3.9 |
| Average Per Game | 330.0 | 240.0 |
| KICK RETURNS: #-Yards | 1-19 | 4-90 |
| PUNT RETURNS: #-Yards | 1-7 | 1--8 |
| INT RETURNS: #-Yards | 1-17 | 0-0 |
| KICK RETURN AVERAGE | 19.0 | 22.5 |
| PUNT RETURN AVERAGE | 7.0 | -8.0 |
| INT RETURN AVERAGE | 17.0 | 0.0 |
| FUMBLES-LOST | 2-0 | 2-1 |
| PENALTIES-Yards | 5-57 | 5-25 |
| Average Per Game | 57.0 | 25.0 |
| PUNTS-Yards | 5-194 | 7-322 |
| Average Per Punt | 38.8 | 46.0 |
| Net punt average | 40.4 | 39.3 |
| KICKOFFS-Yards | 5-301 | 3-190 |
| Average Per Kick | 60.2 | 63.3 |
| Net kick average | 37.2 | 40.3 |
| TIME OF POSSESSION/Game | 31:52 | 28:08 |
| 3RD-DOWN Conversions | 12/22 | 3/15 |
| 3rd-Down Pct | 55% | 20% |
| 4TH-DOWN Conversions | 1/1 | 2/2 |
| 4th-Down Pct | 100% | 100% |
| SACKS BY-Yards | 3-11 | 0-0 |
| MISC YARDS | 0 | 0 |
| TOUCHDOWNS SCORED | 1 | 0 |
| FIELD GOALS-ATTEMPTS | 3-4 | 2-2 |
| ON-SIDE KICKS | 0-0 | 0-0 |
| RED-ZONE SCORES | (2-2) 100% | (2-3) 67% |
| RED-ZONE TOUCHDOWNS | (0-2) 0% | (0-3) 0% |
| PAT-ATTEMPTS | (1-1) 100% | (0-0) 0% |
| ATTENDANCE | 36024 | 0 |
| Games/Avg Per Game | 1/36024 | 0/0 |
| Neutral Site Games | | 0/0 |

| Score by Quarters | 1st | 2nd | 3rd | 4th | OT | Total |
|--------------------------|------------|------------|------------|------------|-----------|--------------|
| Northwestern | 3 | 7 | 0 | 6 | 0 | 16 |
| Opponents | 3 | 0 | 0 | 3 | 0 | 6 |

The Automated ScoreBook
Northwestern Overall Individual Statistics (as of Sep 05, 2015)
All games

| Rushing | gp | att | gain | loss | net | avg | td | lg | avg/g |
|------------------|-----------|------------|-------------|-------------|------------|------------|-----------|-----------|--------------|
| Jackson, Justin | 1 | 28 | 136 | 2 | 134 | 4.8 | 0 | 21 | 134.0 |
| Thorson, Clayton | 1 | 8 | 68 | 0 | 68 | 8.5 | 1 | 42 | 68.0 |
| Vault, Solomon | 1 | 6 | 25 | 0 | 25 | 4.2 | 0 | 8 | 25.0 |
| Long, Warren | 1 | 7 | 26 | 5 | 21 | 3.0 | 0 | 9 | 21.0 |
| Roberts, Jelani | 1 | 2 | 0 | 11 | -11 | -5.5 | 0 | 0 | -11.0 |
| TEAM | 1 | 3 | 0 | 12 | -12 | -4.0 | 0 | 0 | -12.0 |
| Total | 1 | 54 | 255 | 30 | 225 | 4.2 | 1 | 42 | 225.0 |
| Opponents | 1 | 27 | 104 | 19 | 85 | 3.1 | 0 | 27 | 85.0 |

| Passing | gp | effic | comp-att-int | pct | yds | td | lg | avg/g |
|------------------|-----------|--------------|---------------------|------------|------------|-----------|-----------|--------------|
| Thorson, Clayton | 1 | 86.75 | 12-24-0 | 50.0 | 105 | 0 | 25 | 105.0 |
| Scanlan, Andrew | 1 | 0.00 | 0-1-0 | 0.0 | 0 | 0 | 0 | 0.0 |
| Total | 1 | 83.28 | 12-25-0 | 48.0 | 105 | 0 | 25 | 105.0 |
| Opponents | 1 | 88.63 | 20-35-1 | 57.1 | 155 | 0 | 16 | 155.0 |

| Receiving | gp | no. | yds | avg | td | lg | avg/g |
|--------------------|-----------|------------|------------|------------|-----------|-----------|--------------|
| Jones, Christian | 1 | 5 | 52 | 10.4 | 0 | 17 | 52.0 |
| Shuler, Miles | 1 | 2 | 33 | 16.5 | 0 | 25 | 33.0 |
| Jackson, Justin | 1 | 2 | 12 | 6.0 | 0 | 6 | 12.0 |
| Dickerson, Garrett | 1 | 1 | 5 | 5.0 | 0 | 5 | 5.0 |
| Vitale, Dan | 1 | 1 | 2 | 2.0 | 0 | 2 | 2.0 |
| McHugh, Mike | 1 | 1 | 1 | 1.0 | 0 | 1 | 1.0 |
| Total | 1 | 12 | 105 | 8.8 | 0 | 25 | 105.0 |
| Opponents | 1 | 20 | 155 | 7.8 | 0 | 16 | 155.0 |

| Punt Returns | no. | yds | avg | td | lg |
|---------------------|------------|------------|------------|-----------|-----------|
| Shuler, Miles | 1 | 7 | 7.0 | 0 | 7 |
| Total | 1 | 7 | 7.0 | 0 | 7 |
| Opponents | 1 | -8 | -8.0 | 0 | 0 |

| Interceptions | no. | yds | avg | td | lg |
|----------------------|------------|------------|------------|-----------|-----------|
| Queiro, Kyle | 1 | 17 | 17.0 | 0 | 17 |
| Total | 1 | 17 | 17.0 | 0 | 17 |
| Opponents | 0 | 0 | 0.0 | 0 | 0 |

| Kick Returns | no. | yds | avg | td | lg |
|---------------------|------------|------------|------------|-----------|-----------|
| Vault, Solomon | 1 | 19 | 19.0 | 0 | 19 |
| Total | 1 | 19 | 19.0 | 0 | 19 |
| Opponents | 4 | 90 | 22.5 | 0 | 28 |

| Fumble Returns | no. | yds | avg | td | lg |
|-----------------------|------------|------------|------------|-----------|-----------|
| Walker, Anthony | 1 | 4 | 4.0 | 0 | 4 |
| Total | 1 | 4 | 4.0 | 0 | 4 |
| Opponents | 0 | 0 | 0.0 | 0 | 0 |

The Automated ScoreBook
Northwestern Overall Individual Statistics (as of Sep 05, 2015)
All games

| Scoring | td | fg | PAT | | | | dxd | saf | pts |
|------------------|----|-----|------|------|-----|------|-----|-----|-----|
| | | | kick | rush | rcv | pass | | | |
| Mitchell, Jack | - | 3-4 | 1-1 | - | - | - | - | - | 10 |
| Thorson, Clayton | 1 | - | - | - | - | - | - | - | 6 |
| Total | 1 | 3-4 | 1-1 | - | - | - | - | - | 16 |
| Opponents | - | 2-2 | - | - | - | - | - | - | 6 |

| Total Offense | g | plays | rush | pass | total | avg/g |
|------------------|---|-------|------|------|-------|-------|
| Thorson, Clayton | 1 | 32 | 68 | 105 | 173 | 173.0 |
| Jackson, Justin | 1 | 28 | 134 | 0 | 134 | 134.0 |
| Vault, Solomon | 1 | 6 | 25 | 0 | 25 | 25.0 |
| Long, Warren | 1 | 7 | 21 | 0 | 21 | 21.0 |
| Roberts, Jelani | 1 | 2 | -11 | 0 | -11 | -11.0 |
| TEAM | 1 | 3 | -12 | 0 | -12 | -12.0 |
| Total | 1 | 79 | 225 | 105 | 330 | 330.0 |
| Opponents | 1 | 62 | 85 | 155 | 240 | 240.0 |

| Field Goals | fg | pct. | 01-19 | 20-29 | 30-39 | 40-49 | 50-99 | lg | blk |
|----------------|-----|------|-------|-------|-------|-------|-------|----|-----|
| Mitchell, Jack | 3-4 | 75.0 | 1-1 | 0-0 | 1-1 | 1-2 | 0-0 | 49 | 0 |

| FG Sequence | Northwestern | Opponents |
|------------------|-------------------|-----------|
| Stanford | (31),48,(19),(49) | (29),(37) |
| Eastern Illinois | - | - |
| Duke | - | - |
| Ball State | - | - |
| Minnesota | - | - |
| Michigan | - | - |
| Iowa | - | - |
| Nebraska | - | - |
| Penn State | - | - |
| Purdue | - | - |
| Wisconsin | - | - |
| Illinois | - | - |

| Punting | no. | yds | avg | lg | tb | fc | i20 | 50+ | blk |
|-------------------|-----|-----|------|----|----|----|-----|-----|-----|
| Niswander, Hunter | 5 | 194 | 38.8 | 45 | 0 | 1 | 0 | 0 | 0 |
| Total | 5 | 194 | 38.8 | 45 | 0 | 1 | 0 | 0 | 0 |
| Opponents | 7 | 322 | 46.0 | 52 | 2 | 0 | 3 | 3 | 0 |

| Kickoffs | no. | yds | avg | tb | ob | retn | net | ydln |
|---------------|-----|-----|------|----|----|------|------|------|
| Micucci, Matt | 5 | 301 | 60.2 | 1 | 0 | | | |
| Total | 5 | 301 | 60.2 | 1 | 0 | 22.5 | 37.2 | 27 |
| Opponents | 3 | 190 | 63.3 | 2 | 0 | 19.0 | 40.3 | 24 |

Numbers in (parentheses) indicate field goal was made.

The Automated ScoreBook
Northwestern Overall Individual Statistics (as of Sep 05, 2015)
All games

| All Purpose | g | rush | rcv | pr | kr | ir | total | avg/g |
|--------------------|----------|-------------|------------|-----------|-----------|-----------|--------------|--------------|
| Jackson, Justin | 1 | 134 | 12 | 0 | 0 | 0 | 146 | 146.0 |
| Thorson, Clayto | 1 | 68 | 0 | 0 | 0 | 0 | 68 | 68.0 |
| Jones, Christian | 1 | 0 | 52 | 0 | 0 | 0 | 52 | 52.0 |
| Vault, Solomon | 1 | 25 | 0 | 0 | 19 | 0 | 44 | 44.0 |
| Shuler, Miles | 1 | 0 | 33 | 7 | 0 | 0 | 40 | 40.0 |
| Long, Warren | 1 | 21 | 0 | 0 | 0 | 0 | 21 | 21.0 |
| Queiro, Kyle | 1 | 0 | 0 | 0 | 0 | 17 | 17 | 17.0 |
| Dickerson, Garr | 1 | 0 | 5 | 0 | 0 | 0 | 5 | 5.0 |
| Vitale, Dan | 1 | 0 | 2 | 0 | 0 | 0 | 2 | 2.0 |
| McHugh, Mike | 1 | 0 | 1 | 0 | 0 | 0 | 1 | 1.0 |
| Roberts, Jelani | 1 | -11 | 0 | 0 | 0 | 0 | -11 | -11.0 |
| TEAM | 1 | -12 | 0 | 0 | 0 | 0 | -12 | -12.0 |
| Total | 1 | 225 | 105 | 7 | 19 | 17 | 373 | 373.0 |
| Opponents | 1 | 85 | 155 | -8 | 90 | 0 | 322 | 322.0 |

The Automated ScoreBook
Northwestern Overall Defensive Statistics (as of Sep 05, 2015)
All games

| ## | Defensive Leaders | gp | Tackles | | | | Sacks no-yds | Pass defense | | | Fumbles | | blkd | | |
|-----------|-------------------|----|---------|----|-----|---------|-----------------|--------------|------|-----|---------|----|------|-----|---|
| | | | ua | a | tot | tfl/yds | | int-yds | brup | qbh | rcv-yds | ff | kick | saf | |
| 1B | Walker, Anthony | 1 | 5 | 5 | 10 | 3.0-7 | 0.5-2 | . | 2 | . | 1-4 | . | . | . | . |
| 2 | Henry, Traveon | 1 | 7 | 1 | 8 | 1.0-6 | 1.0-6 | . | . | . | . | . | . | . | . |
| 16 | Igwebuike, Godwin | 1 | 5 | 1 | 6 | . | . | . | 1 | 1 | . | . | . | . | . |
| 27 | Harris, Matthew | 1 | 4 | 1 | 5 | . | . | . | . | . | . | . | . | . | . |
| 3 | Watkins II, Keith | 1 | 3 | 1 | 4 | . | . | . | . | . | . | . | . | . | . |
| 94 | Lowry, Dean | 1 | 3 | 1 | 4 | 1.0-3 | . | . | . | 2 | . | . | . | . | . |
| 7 | Odenigbo, Ifeadi | 1 | 1 | 2 | 3 | 1.5-3 | 1.5-3 | . | . | . | . | . | . | . | . |
| 1A | Gibson, Deonte | 1 | 1 | 2 | 3 | 0.5-1 | . | . | . | 2 | . | . | . | . | . |
| 55 | Smith, Drew | 1 | 2 | 1 | 3 | . | . | . | . | . | . | 1 | . | . | . |
| 51 | Prater, Jaylen | 1 | 2 | 1 | 3 | . | . | . | . | . | . | . | . | . | . |
| 67 | Lancaster, Tyler | 1 | 2 | . | 2 | 1.0-1 | . | . | . | . | . | . | . | . | . |
| 90 | Robbins, C.J. | 1 | 1 | 1 | 2 | . | . | . | . | . | . | . | . | . | . |
| 3A | Hall, Nate | 1 | 2 | . | 2 | . | . | . | . | . | . | . | . | . | . |
| 3B | Micucci, Matt | 1 | . | 1 | 1 | . | . | . | . | . | . | . | . | . | . |
| 99 | Oxley, Ben | 1 | . | 1 | 1 | . | . | . | . | . | . | . | . | . | . |
| 42 | Jones, Joseph | 1 | 1 | . | 1 | . | . | . | . | . | . | . | . | . | . |
| 2A | Queiro, Kyle | 1 | . | 1 | 1 | . | . | 1-17 | . | . | . | . | . | . | . |
| 53 | Queiro, Cameron | 1 | 1 | . | 1 | . | . | . | . | . | . | . | . | . | . |
| 23 | VanHoose, Nick | 1 | . | . | . | . | . | . | 1 | . | . | . | . | . | . |
| Total | | 1 | 40 | 20 | 60 | 8-21 | 3-11 | 1-17 | 4 | 5 | 1-4 | 1 | . | . | . |
| Opponents | | 1 | 46 | 32 | 78 | 5-18 | 0-0 | . | 4 | 2 | . | 1 | . | . | . |

The Automated ScoreBook
Northwestern Individual Season/Career Statistics (as of Sep 05, 2015)
All games

SEASON

CAREER

| Rushing | gp | att | gain | loss | net | avg | td | lg | avg/g | gp | att | gain | loss | net | avg | td | lg | avg/g |
|------------------|----|-----|------|------|-----|------|----|----|-------|----|-----|------|------|------|------|----|----|-------|
| Jackson, Justin | 1 | 28 | 136 | 2 | 134 | 4.8 | 0 | 21 | 134.0 | 13 | 273 | 1352 | 31 | 1321 | 4.8 | 10 | 68 | 101.6 |
| Thorson, Clayton | 1 | 8 | 68 | 0 | 68 | 8.5 | 1 | 42 | 68.0 | 1 | 8 | 68 | 0 | 68 | 8.5 | 1 | 42 | 68.0 |
| Vault, Solomon | 1 | 6 | 25 | 0 | 25 | 4.2 | 0 | 8 | 25.0 | 9 | 26 | 108 | 2 | 106 | 4.1 | 2 | 16 | 11.8 |
| Long, Warren | 1 | 7 | 26 | 5 | 21 | 3.0 | 0 | 9 | 21.0 | 19 | 51 | 212 | 12 | 200 | 3.9 | 0 | 21 | 10.5 |
| Roberts, Jelani | 1 | 2 | 0 | 11 | -11 | -5.5 | 0 | 0 | -11.0 | 1 | 2 | 0 | 11 | -11 | -5.5 | 0 | 0 | -11.0 |
| TEAM | 1 | 3 | 0 | 12 | -12 | -4.0 | 0 | 0 | -12.0 | | | | | | | | | |
| Total | 1 | 54 | 255 | 30 | 225 | 4.2 | 1 | 42 | 225.0 | | | | | | | | | |
| Opponents | 1 | 27 | 104 | 19 | 85 | 3.1 | 0 | 27 | 85.0 | | | | | | | | | |

| Passing | gp | effic | comp-att-int | pct | yds | td | lg | avg/g | gp | effic | comp-att-int | pct | yds | td | lg | avg/g |
|------------------|----|-------|--------------|------|-----|----|----|-------|----|-------|--------------|------|-----|----|----|-------|
| Thorson, Clayton | 1 | 86.75 | 12-24-0 | 50.0 | 105 | 0 | 25 | 105.0 | 1 | 86.75 | 12-24-0 | 50.0 | 105 | 0 | 25 | 105.0 |
| Scanlan, Andrew | 1 | 0.00 | 0-1-0 | 0.0 | 0 | 0 | 0 | 0.0 | 21 | 0.00 | 0-2-0 | 0.0 | 0 | 0 | 0 | 0.0 |
| Total | 1 | 83.28 | 12-25-0 | 48.0 | 105 | 0 | 25 | 105.0 | | | | | | | | |
| Opponents | 1 | 88.63 | 20-35-1 | 57.1 | 155 | 0 | 16 | 155.0 | | | | | | | | |

| Receiving | gp | no. | yds | avg | td | lg | avg/g | gp | no. | yds | avg | td | lg | avg/g |
|--------------------|----|-----|-----|------|----|----|-------|----|-----|------|------|----|----|-------|
| Jones, Christian | 1 | 5 | 52 | 10.4 | 0 | 17 | 52.0 | 39 | 110 | 1327 | 12.1 | 6 | 47 | 34.0 |
| Shuler, Miles | 1 | 2 | 33 | 16.5 | 0 | 25 | 33.0 | 9 | 25 | 223 | 8.9 | 0 | 25 | 24.8 |
| Jackson, Justin | 1 | 2 | 12 | 6.0 | 0 | 6 | 12.0 | 13 | 24 | 213 | 8.9 | 1 | 35 | 16.4 |
| Dickerson, Garrett | 1 | 1 | 5 | 5.0 | 0 | 5 | 5.0 | 13 | 5 | 49 | 9.8 | 0 | 21 | 3.8 |
| Vitale, Dan | 1 | 1 | 2 | 2.0 | 0 | 2 | 2.0 | 38 | 103 | 1074 | 10.4 | 7 | 53 | 28.3 |
| McHugh, Mike | 1 | 1 | 1 | 1.0 | 0 | 1 | 1.0 | 18 | 10 | 116 | 11.6 | 0 | 28 | 6.4 |
| Total | 1 | 12 | 105 | 8.8 | 0 | 25 | 105.0 | | | | | | | |
| Opponents | 1 | 20 | 155 | 7.8 | 0 | 16 | 155.0 | | | | | | | |

| Total Offense | g | plays | rush | pass | total | avg/g | g | plays | rush | pass | total | avg/g |
|----------------------|---|-------|------|------|-------|-------|----|-------|------|------|-------|-------|
| Thorson, Clayton | 1 | 32 | 68 | 105 | 173 | 173.0 | 1 | 32 | 68 | 105 | 173 | 173.0 |
| Jackson, Justin | 1 | 28 | 134 | 0 | 134 | 134.0 | 13 | 273 | 1321 | 0 | 1321 | 101.6 |
| Vault, Solomon | 1 | 6 | 25 | 0 | 25 | 25.0 | 9 | 26 | 106 | 0 | 106 | 11.8 |
| Long, Warren | 1 | 7 | 21 | 0 | 21 | 21.0 | 19 | 51 | 200 | 0 | 200 | 10.5 |
| Roberts, Jelani | 1 | 2 | -11 | 0 | -11 | -11.0 | 1 | 2 | -11 | 0 | -11 | -11.0 |
| TEAM | 1 | 3 | -12 | 0 | -12 | -12.0 | | | | | | |
| Total | 1 | 79 | 225 | 105 | 330 | 330.0 | | | | | | |
| Opponents | 1 | 62 | 85 | 155 | 240 | 240.0 | | | | | | |

| Scoring | td | fg | PAT | | | | dxp | saf | pts | td | fg | PAT | | | | dxp | saf | pts |
|------------------|----|-----|------|------|-----|------|-----|-----|-----|----|-------|-------|------|-----|------|-----|-----|-----|
| | | | kick | rush | rcv | pass | | | | | | kick | rush | rcv | pass | | | |
| Mitchell, Jack | - | 3-4 | 1-1 | - | - | - | - | - | 10 | - | 17-22 | 27-29 | - | - | - | - | - | 78 |
| Thorson, Clayton | 1 | - | - | - | - | - | - | - | 6 | 1 | - | - | - | - | - | - | - | 6 |
| Total | 1 | 3-4 | 1-1 | - | - | - | - | - | 16 | | | | | | | | | |
| Opponents | - | 2-2 | - | - | - | - | - | - | 6 | | | | | | | | | |

| Punt Returns | no. | yds | avg | td | lg | no. | yds | avg | td | lg |
|---------------------|-----|-----|------|----|----|-----|-----|------|----|----|
| Shuler, Miles | 1 | 7 | 7.0 | 0 | 7 | 4 | 49 | 12.2 | 0 | 42 |
| Total | 1 | 7 | 7.0 | 0 | 7 | | | | | |
| Opponents | 1 | -8 | -8.0 | 0 | 0 | | | | | |

| Kick Returns | no. | yds | avg | td | lg | no. | yds | avg | td | lg |
|---------------------|-----|-----|------|----|----|-----|-----|------|----|----|
| Vault, Solomon | 1 | 19 | 19.0 | 0 | 19 | 12 | 307 | 25.6 | 1 | 89 |
| Total | 1 | 19 | 19.0 | 0 | 19 | | | | | |
| Opponents | 4 | 90 | 22.5 | 0 | 28 | | | | | |

| Interceptions | no. | yds | avg | td | lg | no. | yds | avg | td | lg |
|----------------------|-----|-----|------|----|----|-----|-----|------|----|----|
| Queiro, Kyle | 1 | 17 | 17.0 | 0 | 17 | 1 | 17 | 17.0 | 0 | 17 |
| Total | 1 | 17 | 17.0 | 0 | 17 | | | | | |
| Opponents | 0 | 0 | 0.0 | 0 | 0 | | | | | |

| Fumble Returns | no. | yds | avg | td | lg | no. | yds | avg | td | lg |
|-----------------------|-----|-----|-----|----|----|-----|-----|-----|----|----|
| Walker, Anthony | 1 | 4 | 4.0 | 0 | 4 | 1 | 4 | 4.0 | 0 | 4 |
| Total | 1 | 4 | 4.0 | 0 | 4 | | | | | |
| Opponents | 0 | 0 | 0.0 | 0 | 0 | | | | | |

All games

[illegible]

The Automated ScoreBook

Northwestern Team Game-by-Game (as of Sep 05, 2015)

All games

TEAM STATISTICS

| | | Rushing | | | | Receiving | | | | Passing | | | | Kick Returns | | | | Punt Returns | | | | tot | | |
|-----------|----------|---------|-----|----|----|-----------|-----|----|----|---------|-----|-----|-----|--------------|----|-----|-----|--------------|----|-----|-----|-----|-----|-----|
| Date | Opponent | no. | yds | td | lg | no. | yds | td | lg | cmp | att | int | yds | td | lg | no. | yds | td | lg | no. | yds | td | lg | off |
| Sep 05 | STANFORD | 54 | 225 | 1 | 42 | 12 | 105 | 0 | 25 | 12-25-0 | 105 | 0 | 25 | 1 | 19 | 0 | 19 | 1 | 7 | 0 | 7 | | 330 | |
| | | 54 | 225 | 1 | 42 | 12 | 105 | 0 | 25 | 12-25-0 | 105 | 0 | 25 | 1 | 19 | 0 | 19 | 1 | 7 | 0 | 7 | | 330 | |
| Opponents | | 27 | 85 | 0 | 27 | 20 | 155 | 0 | 16 | 20-35-1 | 155 | 0 | 16 | 4 | 90 | 0 | 28 | 1 | -8 | 0 | 0 | | 240 | |

Games: 1 • Avg/rush: 4.2 • Avg/catch: 8.8 • Pass effic: 83.28 • KR avg: 19.0 • PR avg: 7.0 • All purpose avg/game: 373.0 • Total offense avg/gm: 330.0

| Date | Opponent | Tackles | | | | Sacks no-yds | Fumble | | Pass Defense | | | blkd kick | PAT Attempts | | | off | | |
|--------|-----------|---------|----|-------|---------|-----------------|--------|--------|--------------|-----|------|--------------|--------------|------|-----|-----|-----|-----|
| | | ua | a | total | tfl-yds | | ff | fr-yds | int-yds | qbh | brup | | kick | rush | rcv | saf | t/o | pts |
| Sep 05 | STANFORD | 40 | 20 | 60 | 8.0-21 | 3.0-11 | 1 | 1-4 | 1-17 | 5 | 4 | 0 | 1-1 | 0 | 0 | 0 | 0 | 16 |
| | | 40 | 20 | 60 | 8.0-21 | 3.0-11 | 1 | 1-4 | 1-17 | 5 | 4 | 0 | 1-1 | 0 | 0 | 0 | 0 | 16 |
| | Opponents | 46 | 32 | 78 | 5.0-18 | 0.0-0 | 1 | 0-0 | 0-0 | 2 | 4 | 0 | 0-0 | 0 | 0 | 0 | 0 | 6 |

| | | Punting | | | | | | | | | Field Goals | | | Kickoffs | | | | |
|-----------|----------|---------|-----|------|------|------|----|----|-----|-----|-------------|------|------|----------|-----|------|----|----|
| Date | Opponent | no. | yds | avg | long | blkd | tb | fc | 50+ | i20 | md-att | long | blkd | no. | yds | avg | tb | ob |
| Sep 05 | STANFORD | 5 | 194 | 38.8 | 45 | 0 | 0 | 1 | 0 | 0 | 3-4 | 49 | 0 | 5 | 301 | 60.2 | 1 | 0 |
| | | 5 | 194 | 38.8 | 45 | 0 | 0 | 1 | 0 | 0 | 3-4 | 49 | 0 | 5 | 301 | 60.2 | 1 | 0 |
| Opponents | | 7 | 322 | 46.0 | 52 | 0 | 2 | 0 | 3 | 3 | 2-2 | 37 | 0 | 3 | 190 | 63.3 | 2 | 0 |