

N

| CHICAGO'S BIG TEN TEAM™ |



2015 NORTHWESTERN = FOOTBALL =

YEARBOOK AND RECORD BOOK



GENERAL INFORMATION • 2-7

President Morton Schapiro	2
Vice President for Athletics & Recreation	
Jim Phillips	3-7



HISTORY • 95-123

Yearly Summary	96
Year-By-Year Results	97-102
Letterwinners	103-110
Wildcat Legend Otto Graham	111
All-Americans/All-Big Ten	112-113
Academic All-Big Ten	114-116
NU Most Valuable Players	115
Northwestern Team Awards	117
College Football Hall of Fame	118
All-Star Game Participants	119
Wildcats in the Pros	120-121
Wildcat Professional Draftees	122-123



2015 TEAM BACKGROUND INFORMATION • 8-17

Season Notes	10-11
Personnel Breakdown	12-13
Rosters	14-15
2015 Quick Facts/Schedule	16
All-Time Series Records	17



RECORD BOOK • 124-145

Total Offense	126
Rushing	127-128
Passing	129-131
Receiving	132-133
All-Purpose Yards	133-134
Punt Returns	135
Kickoff Returns	136
Punting	137
Scoring	138-140
Defense	141-143
Team Offense/Team Defense	144-145



2015 WILDCATS • 18-48

Acker-Doles	20-23
Fitzpatrick-Lutzen	23-30
Mahoney-Youngblood-Ary	30-41
Newcomers	42-48



BOWL HISTORY • 146-154

Bowl Records	148
1949 Rose Bowl	149
1996 Rose Bowl	149
1997 Citrus Bowl	150
2000 Alamo Bowl	150
2003 Motor City Bowl	151
2005 Sun Bowl	151
2008 Alamo Bowl	152
2010 Outback Bowl	152
2011 TicketCity Bowl	153
2011 Meineke Car Care Bowl	153
2013 TaxSlayer.com Gator Bowl	154



WILDCAT STAFF • 49-65

Pat Fitzgerald	49-51
Assistant Coaches	52-61
Support Staff	62-65



2014 IN REVIEW • 66-94

2014 Stats	68-74
Last Time It Happened	75
2014 Long Plays	76
2014 Honors and Awards	77
Single-Game Career Highs	78-79
2014 Game-by-game Offense	80
2014 Game-by-game Defense	81
Starters and Superlatives	82
2014 Recaps	83-94



Morton Schapiro began his term as the 16th president of Northwestern University on September 1, 2009. He is a professor of economics in Northwestern's Judd A. and Marjorie Weinberg College of Arts and Sciences and also holds appointments in the J. L. Kellogg School of Management and the School of Education and Social Policy.

President Schapiro is among the nation's leading authorities on the economics of higher education, with particular

expertise in the area of college financing and affordability and on trends in educational costs and student aid. He has testified before U.S. Senate and House committees on economic and educational issues and is widely quoted in the national media on those issues. In 2010, he was elected a fellow of the American Academy of Arts and Sciences.

President Schapiro previously was president of Williams College from 2000 to 2009. Earlier he had served as a member of the Williams College faculty from 1980 to 1991 as professor of economics and assistant provost. In 1991 he went to the University of Southern California, where he served as chair of the Department of Economics until 1994 and then as



dean of the College of Letters, Arts and Sciences until 2000. During his last two years as dean, he also served as the university's vice president for planning.

President Schapiro has written more than 100 articles and five books and has edited two others. He has received research grants and contracts from the National Science Foundation, the U.S. Department of Education, the World Bank, the Spencer Foundation, the Andrew W. Mellon Foundation, the College Board, the Organization for Economic Cooperation and Development and other groups to study the economics of higher education and related topics.

He received his bachelor's degree in economics from Hofstra University and his doctorate from the University of Pennsylvania.

President Schapiro and his wife Mimi have three children: Matt, Alissa and Rachel.



Schapiro is a fixture at Wildcats athletic events. He welcomed NU fans to the Gator Bowl pep rally in 2012 (left), celebrated with the team after its big bowl victory (upper left), and is always the first to offer encouragement on game day (above).



James J. Phillips became Northwestern's 21st director of intercollegiate athletics and recreation on April 14, 2008, bringing with him a track record of success at the Division I level and a commitment to the

values Northwestern always has maintained in collegiate athletics. Four years into his tenure, Northwestern President Morton Schapiro elevated Phillips to the position of Vice President for Athletics & Recreation.

One of 10 children from a middle-class family and a native of the Portage Park neighborhood on Chicago's northwest side, Phillips has proven to be the perfect fit to lead Northwestern's 19-sport program in the nation's No. 3 market. His deep Windy City roots and family orientation are an integral part of his core philosophy of providing student-athletes with a "world-class experience" that enables them to thrive academically, socially and athletically.

While successfully elevating the profile of Northwestern Athletics locally, Phillips has simultaneously garnered the respect of his peers across the college sports landscape. In February 2015 he was elected to chair the new National Collegiate Athletic Association (NCAA) Division I Council, and serve as the only representative athletic director on the NCAA Division I Board of Directors, the first-ever sitting athletic director to

serve on the Board. Phillips was previously selected to serve as the Big Ten Conference's representative on the Division I Council and is currently the President of the National Association of Collegiate Directors of Athletics (NACDA), the first Northwestern A.D. to hold the position.

During the course of his Northwestern tenure, Phillips has completed a two-year stint as the Athletic Director Chair of the Big Ten Conference, representing the league's A.D.'s on the Executive Committee of the B1G Joint Group, while simultaneously working as a member of the Rose Bowl Management Committee. He is also a current member of the NCAA Awards, Benefits, Expenses and Financial



Phillips has become a leader among his peers in athletics administration and will serve as the chair of the NCAA Division I Council

Aid Cabinet, and is serving as an athletic mentor in the NCAA Pathway Program.

In June of 2009, Phillips was asked to serve on the NCAA Champions Forum panel, a group of football coaches and athletic directors making an effort to increase the hiring and awareness of minority football coaches. He is a member of the NACDA Executive Committee, the NCAA Fellows Leadership Development Program, the Boards of World Sport

Chicago as well as GENYOUth, and previously served on Chicago's bid committee for the 2016 Olympic Games. Phillips is an adjunct professor of management and organizations at Northwestern's world-renowned Kellogg School of Management, where he instructs a course in Comprehensive Perspectives for Leading a Sports Entity. He has previously lectured in the Northwestern School of Continuing Studies' Master's in Sports Administration program.

Academically, Wildcats student-athletes have had banner years with Phillips at the helm. Northwestern has surpassed 200 Academic All-Big Ten honorees each of the last five years, including in 2014-15 when a school-record 228 NU student-athletes earned the distinction. The group of nearly 500 student-athletes representing 19 varsity athletic programs combined to post an average grade-point average of 3.25 during the 2014-15 academic year. During the spring of 2015, 18 programs achieved a team GPA of 3.0 or higher, while 12 teams earned at least a 3.30 or better. The final academic quarter of the campaign saw 76.6 percent of all Northwestern student-athletes earn at least a 3.0 GPA

In the NCAA's Academic Progress Rate (APR) data, Northwestern Football ranked second among all FBS programs with a multi-year rate of 991, while a Big Ten-record 15 Northwestern teams earned Public Recognition Awards in 2015 for ranking in the top 10 percent of their respective sports in the latest multi-year APR reports. The Wildcats have paced the Big Ten every year since



On Feb. 5, 2013, Northwestern Athletics and the Chicago Cubs introduced an innovative reciprocal marketing and event partnership. Phillips (second from left) was joined by Northwestern head coaches Pat Fitzgerald, Kelly Amonte Hiller and Paul Stevens as well as Chicago Cubs president Tom Ricketts and executive vice president Crane Kenney for the announcement at historic Wrigley Field.

the award's inception in 2004-05.

Northwestern continues to be among the nation's leaders in community service under Phillips, who in 2011 oversaw the hiring of NU's first assistant A.D. for community relations. All of Northwestern's nearly 500 student-athletes participated in at least one philanthropic initiative during the 2014-15 academic year, with the group as a whole totaling more than 5,500 hours for the fifth-consecutive year. That emphasis on outreach has also included athletic department staff since 2012 during the annual Staff Service Day in late May.

Further improving the student-athlete experience, not just while they are in school but for the remainder of their professional lives, Phillips facilitated the 2012 institution of the unique NU For Life program managed by the assistant A.D. for career enhancement and employer relations. The innovative four-year program is dedicated to guiding student-athletes toward their professional passion, connecting them with desirable internship and job opportunities, and preparing them for lifelong success after their playing careers are complete.

Phillips has pursued an aggressive plan to ensure success for Northwestern on and off the field of play, embarking on a number of major projects during his tenure. One of his first actions was to begin the implementation of a Department of Athletics and Recreation re-organization that was completed in January of 2009. The athletic department's existing infrastructure was broken into three key areas: internal, external and student-athlete welfare.

In the external area in 2010, Northwestern launched the first wide-ranging marketing campaign in the history of the athletic department. The ongoing campaign, with the tagline "Chicago's Big Ten Team," aims at building brand awareness and driving ticket sales over a multi-year time frame. Northwestern athletic competitions and events in Chicago have become a regular occurrence under Phillips, raising the awareness of Northwestern's brand throughout Chicagoland. In 2009, the Wildcats baseball team defeated Notre Dame at U.S. Cellular Field, the home of the Chicago White Sox. In 2010, Phillips signed a deal for Northwestern to face Illinois at Wrigley Field on Nov. 20 in what was the first football game at the "Friendly Confines" since 1970 and the first college football game at the venue since 1938.

Phillips then solidified NU's relationship with the historic North Side franchise, announcing in 2013 a reciprocal event and marketing agreement with the Cubs that provides opportunities for numerous NU programs to stage competitions at the venue. The series officially began on April 20, 2013, when Northwestern defeated Big Ten rival Michigan in the Friendly Confines and continued in 2014 when the Wildcats'

seven-time NCAA champion women's lacrosse team hosted the first-ever college lacrosse game at the ballpark, defeating the University of Southern California.

Phillips launched the first master facility plan study in Northwestern history in November of 2010 and, in 2012, announced approval by the Board of Trustees to build a major complex for athletic and recreational activities and a new parking structure on the north end of NU's main Evanston campus. The centerpiece of the complex will be an indoor multipurpose facility to provide room for major events, training and competition space for varsity programs and enhanced recreation areas that will affect all members of the Northwestern University community.

The first elements of the new complex opened in 2014 with a brand-new sailing center and a renovation and 30,000

square foot expansion of the Henry Crown Sports Pavilion. On Feb. 25, 2015, Northwestern broke ground on Lanny and Sharon Martin Stadium, which will include updated competition venues for field hockey, lacrosse and soccer, and Chap and Ethel Hucheson Field, a new outdoor football practice field alongside Lake Michigan.


NU's current athletic facilities also have received significant upgrades in recent seasons, most visibly in the form of new, state-of-the-art

videoboards installed at Welsh-Ryan Arena and Ryan Field in 2014, and a new baseball playing surface at Rocky Miller Park in 2015, a facility that will be further improved in time for the 2016 campaign.

Additionally, under Phillips, Northwestern and Under Armour began a historic and unprecedented multi-year partnership in 2012 that designates Under Armour as the official outfitter of the university's athletic program. The partnership represented Under Armour's first outfitter agreement with a Big Ten Conference athletic program. A leader in performance apparel, footwear and accessories, Under Armour outfits all of Northwestern's 19 men's and women's varsity athletic teams.

Along with the landmark Under Armour agreement, the department has signed major corporate sponsorship deals with Northwestern Memorial Hospital, BMO Harris Bank, Gatorade and Coca-Cola while transitioning to Learfield Sports as its multimedia rights holder in March of 2011 and re-branding the entity Northwestern Sports Properties (NSP). That group has tripled NU's corporate sponsorships in the last two years.

Northwestern's football season-ticket base has doubled over the last six seasons and renewal rates continue to improve annually, while group ticket sales increased 20% year-over-year in 2014. In 2013 the Wildcats hosted an ABC primetime telecast against Ohio State on Oct. 5, the same day



on which ESPN's College GameDay staged its ultra-popular telecast from NU's Evanston campus for the first time since 1995. On the men's basketball side, season ticket sales reached a record number in 2014-15 and have increased by more than 40 percent over the last four years. Attendance has

Phillips has spearheaded an overhaul of Northwestern's Athletic Development program creating a successful partnership with University Alumni Relations and Development, with giving to NU Athletics approaching \$200 million in less than three years. Under Phillips' leadership, Athletics and Recreation has embarked on an aggressive \$285 fundraising effort as part of the University's comprehensive campaign entitled "We Will. The Campaign for Northwestern." In fiscal year 2013 alone, more than \$100 million in new gifts and pledges were made to Athletics. Phillips has led the cultivation and solicitation of numerous eight-figure commitments to Athletics during this time and has overseen the launch of a revitalized annual giving program, resulting in record-breaking participation and the recruitment of 35 members to the Otto Graham Society, created to serve as the catalyst for leadership annual giving.

In competition, Northwestern has achieved historic success. During Phillips' time in Evanston, women's lacrosse, softball, men's golf, women's golf, women's fencing, men's soccer, women's tennis, field hockey and wrestling all have won team or individual conference championships. Wildcats football earned a bowl berth in a school-record five straight seasons from 2008-12 -- most recently recording a victory over SEC foe Mississippi State in the TaxSlayer.com Gator Bowl on Jan. 1, 2013.

In the spring of 2015 alone, six of Northwestern's seven in-season sports had NCAA postseason representation led by a quarterfinal appearance for women's lacrosse and a program-best 10th-place result for women's golf. In a sign the future is even brighter still, all four of NU's spring women's sports won their respective Big Ten Freshmen of the Year awards: Hannah Kim (women's golf), Erin Lerner (women's tennis), Selena Lasota (women's lacrosse) and Sabrina Rabin (softball).

To sustain that success, Phillips has worked to solidify the leadership of each program, securing Pat Fitzgerald (football), Kelly Amonte Hiller (women's lacrosse), Tim Lenahan (men's soccer) and Emily Fletcher (women's golf), among others, with contract extensions. In June of 2009, he inked Fitzgerald to a new seven-year deal, then extended that contract to 10 years in May of 2011, keeping one of the finest players in school history on the Wildcats' sideline through at least 2020. Amonte Hiller took charge of the women's lacrosse program when it returned from club status in 2002 and is now locked up with a contract that will see her through the 2021 season. Lenahan has mentored his program to NCAA tourney appearances in eight of the last 11 seasons, twice reaching the NCAA quarterfinals, and claimed the aforementioned Big Ten titles. Fletcher, the first coach hired by Phillips when he arrived at Northwestern, is a three-time Big Ten Coach of the Year, winning the award in 2011, 2013 and 2015 while leading her program to two Big Ten championships and three-straight top-15

NCAA finishes in that span.

In addition, Phillips elevated a pair of young Northwestern assistants to head coaching positions, naming Jarod Schroeder the men's swimming and diving head coach in 2009 and NU graduate Drew Pariano the wrestling head coach in 2010. Last March, Pariano guided redshirt freshman Jason Tsirtsis to the 149-pound NCAA title -- the first national championship won by a freshman Wildcat wrestler -- as the Wildcats earned a top-10 national finish in the team standings. Phillips also recruited sought-after head coaches Tracey Fuchs (field hockey), Joe McKeown (women's basketball), Michael Moynihan (women's soccer), Chris Collins (men's basketball), Spencer Allen (baseball) and Abby Steketee (women's swimming and diving) to Evanston. Fuchs had arguably the most successful playing career in the history of USA Field Hockey and delivered a Big Ten championship to Evanston in her fifth season. McKeown came to the Wildcats after 19 years as the head coach at The George Washington University, where he took his team to the postseason 17 times. Moynihan arrived at Northwestern in 2012 following a remarkable 15-year stint as the head coach at Milwaukee where he coached the Panthers to 13 Horizon League championships, including 12 in a row, and nine NCAA tournament appearances.

At the time of his hiring, Collins was one of the most highly regarded assistant coaches in the country after 13 seasons on the bench next to one of the game's coaching legends, Duke's Mike Krzyzewski, at Collins' alma mater. In addition to helping Krzyzewski win 356 of 428 games in his 13 seasons on staff, Collins also was an assistant during gold-medal runs for USA Basketball at the 2008 and 2012 Olympics before returning to his native Chicago to become the Wildcats head coach. Allen joined the Wildcats after being part of a coaching staff that captured the 2015 Big Ten Baseball Championship, while Northwestern alum Steketee returned home to Evanston after earning Mountain West Coach of the Year honors at Nevada.

Individually, student-athletes have won the Tewaaron Trophy in women's lacrosse (Hannah Nielsen, Shannon Smith), the Big Ten Wayne Duke Award (Mark Ison and Drew Ratner), the Hodge Trophy in wrestling (Jake Herbert) and the Big Ten Conference awards for male and female athletes of the year (Jake Herbert in 2009 and Shannon Smith in 2011, respectively).

Prior to arriving in Evanston, Phillips served as Northern Illinois' athletic director for four years beginning in 2004. During that time, the Huskies had unprecedented athletic success and consistent academic achievements. On July 1, 2006, Phillips was promoted to associate vice president, in addition to his director of athletics title, after already being recognized by his peers in the Mid-American Conference with his selection to serve as chairman of the MAC Athletic Directors' Council. He was honored with the 2007 General Robert R. Neyland Outstanding Athletic Director of the Year award while at NIU, and was a member of the NCAA Women's Basketball committee during his time in the MAC.

Phillips was extraordinarily successful in fundraising and marketing at Northern Illinois. He spearheaded the fundrais-

ing and construction of the \$14-million Yordon Academic and Athletic Performance Center at NIU, the largest capital project in the athletic department's history, and led several successful fundraising campaigns for athletics. In addition, the Huskies opened an indoor practice facility for baseball, softball and men's and women's golf, and began construction in the spring of 2008 on a new soccer/track and field complex.

During Phillips' tenure in DeKalb, he was instrumental in scheduling high-profile football games against Michigan and Ohio State that resulted in national television appearances for NIU. He also negotiated playing the University of Iowa in 2007 at Soldier Field in Chicago as a home game at NIU, a game that sold out in less than a week. In addition, Phillips negotiated a multi-year radio rights agreement for WSCR-AM (The Score) in Chicago to carry football, men's basketball and a weekly NIU live radio show discussing all Huskie athletic programs. Phillips also negotiated a television deal with Comcast SportsNet Chicago to carry football games and a weekly show called Inside Huskie Sports.

A 1990 graduate of the University of Illinois, Phillips started his career as a manager and student assistant in Illinois' athletic department. He earned a master's degree in education at Arizona State University while serving as a restricted earnings basketball coach during a period in which the Sun Devils reached the postseason in five-straight years.

Phillips also holds a Ph.D. in educational administration from Tennessee, which he completed in the summer of 2007. Phillips served as an assistant athletics director with the Volunteers until 2000. He directed a \$12.4 million annual athletics giving program, and was directly responsible for identifying, cultivating and soliciting all major gifts and donations for the Volunteer athletic program. He helped originate the first-ever capital campaign for athletics at UT that raised more than \$50 million for endowments, facilities and programs. In addition, he supervised several athletic programs and a variety of other areas.

Phillips then moved to the University of Notre Dame in 2000, where he served as associate director of athletics and senior associate director of athletics for external affairs. During 2002-03, he helped launch the Rockne Heritage Fund, which became the first athletics annual fund that directly benefited student-athlete grant-in-aid scholarships. In addition, he managed the ticket office, various corporate sponsorships, athletic programs and a weekly Irish radio show. At the same time, Phillips played an integral part in the funding of a new \$24-million, 96,000-square foot athletics facility. At Notre Dame, Phillips directed all phases of the athletics community relations program and helped develop new institutional and departmental advancement programs.

Phillips and his wife, Laura, have five children: Luke, Madeline, Meredith, John and James.



Phillips can often be spotted on the sidelines at Ryan Field. Here, he chats with ESPN personality and notable Northwestern alum Michael Wilbon before a recent game.



THE PHILLIPS FAMILY: Jim, Laura and children (from left) Luke, James, Madeline (standing), Meredith, and John



Phillips joined head women's basketball coach Joe McKeown for a special presentation to honor Maggie Lyon after she scored her 1,000th career point.



Phillips and four of his children take in batting practice from Wrigley Field before the Wildcats defeated Michigan in April 2013.



Phillips shares a word with head fencing coach Laurie Schiller and a competition official before a meet in 2014.



TEAM BACKGROUND INFORMATION

SEASON NOTES.....	10-11
PERSONNEL BREAKDOWN.....	12-13
NU RECRUITS THE NATION.....	13
ROSTERS.....	14-15
2015 QUICK FACTS AND SCHEDULE	16
ALL-TIME SERIES RECORDS	17





WILDCATS READY TO REBOUND 2015

The Northwestern Wildcats endured their share of ups and downs in 2014. After dropping its first two contests, NU rattled off three straight wins, including an upset over Wisconsin at Ryan Field in early October. The 'Cats lost their next four games before a matchup against 15th-ranked Notre Dame in mid-November. The two teams scored 40 points apiece in regulation before NU's Jack Mitchell won the game for the Wildcats with a 41-yard field goal in overtime. The next week featured a 38-14 road win at Purdue, but an injury-riddled squad came up short in the season finale vs. Illinois at Ryan Field.

Northwestern, a founding member of the Big Ten Conference, is doing its part to help usher in the league's 14-team format. The addition of Rutgers and Maryland allows for an East-West divisional format that places the Wildcats in the West along with Wisconsin, Purdue, Illinois, Minnesota, Nebraska and Iowa. Northwestern is not slated to meet newcomers Maryland or Rutgers until road trips to each in 2017 and 2018, respectively, instead preparing for cross-over games this season at Michigan (Oct. 10) and vs. Penn State (Nov. 7).

EAST DIVISION

Ψ M M G U R

BIG

WEST DIVISION

I A N N P W

LOOKING TO GO '1-0'

Now in his 10th campaign as the head coach of his alma mater, **Pat Fitzgerald** will lead the Wildcats into their opener attempting to win for the ninth time in season lid-lifters. Before dropping a one-score game to Cal in 2014, the previous four season-opening wins have come on the road against BCS-conference opponents (at Vanderbilt, at Boston College, at Syracuse, at Cal). All told, the Wildcats have won nine of their last 10 in season debuts, with their last season-opening loss prior to 2014 coming in a 48-45 defeat to TCU in 2004.

NORTHWESTERN ANNOUNCES EXPANDED OFFERINGS FOR NUT ALLERGY COMMUNITY

Northwestern's Ryan Field will be continuing to take special measures to welcome families managing peanut and tree-nut allergies during select events in 2015, the athletic department announced. The Peanut/Tree Nut (PTN) Program will be in effect for Northwestern's trio of nonconference home games against Stanford, Eastern Illinois and Ball State. In order to create a safe environment for individuals with peanut and tree-nut allergies, no products containing peanuts or tree-nuts will be sold at Ryan Field or Welsh-Ryan Arena. Both venues will undergo extensive cleaning to ensure that no peanut or tree-nut material remains anywhere in the facility. On Oct. 19, 2013, Northwestern held what is believed to have been the first peanut-free college football game when it hosted Minnesota at Ryan Field.

'CATS POST RECORD-SETTING PERFORMANCES IN CLASSROOM IN 2014-15

Long recognized as leaders among Football Bowl Subdivision (FBS) programs in academic performance, Northwestern student-athletes achieved at record rates in the classroom during the 2014-15 academic year. Collectively, the members of the Northwestern football program posted a stellar team GPA of 3.02 for the entirety of 2014-15. The strong outcomes in 2013-14 elevated Northwestern's cumulative team GPA—which takes into account the career-long academic performance of all football student-athletes—to a remarkable 3.02.

Northwestern's consistent record of achievement in the classroom was also reflected in its most recent multi-year Academic

Progress Rate (APR) score of 992 out of a possible 1,000, which ranks as the second-best in the Big Ten Conference and second in the nation among all FBS programs. APR is a measure based on the eligibility, retention and graduation of each scholarship student-athlete within all Division I sports programs.

QUICK-HIT PREVIEWS

Pat Fitzgerald once again returns his entire full-time staff of assistant coaches (the fifth straight year the group has remained consistent), and the staff will be working with a similarly experienced corps of on-field talent.

FUTURE FOOTBALL SCHEDULES

2016 Big Ten Schedule

Oct. 1—at Iowa
Oct. 8—Nebraska
Oct. 15—at Michigan State
Oct. 22—Indiana
Oct. 29—at Ohio State
Nov. 5—Wisconsin
Nov. 12—at Purdue
Nov. 19—at Minnesota
Nov. 26—Illinois

2017 Big Ten Schedule

Sept. 30—at Wisconsin
Oct. 7—Penn State
Oct. 14—at Maryland
Oct. 21—Iowa
Oct. 28—Michigan State
Nov. 4—at Nebraska
Nov. 11—Purdue
Nov. 18—Minnesota
Nov. 25—at Illinois (Soldier Field)

2018 Big Ten Schedule

Sept. 1—at Purdue
Sept. 29—Michigan
Oct. 6—at Michigan State
Oct. 13—Nebraska
Oct. 20—at Rutgers
Oct. 27—at Wisconsin
Nov. 10—at Iowa
Nov. 17—at Minnesota
Nov. 24—Illinois

Offense:

→ Following the graduation of the **Trevor Siemian**, who dotted his name across the Wildcats record book, Northwestern will be entering training camp with a competition to stand under center. Senior **Zack Oliver** brings experience to the race. He has appeared in 12 career games since 2012, including four a year ago. Oliver has thrown three career touchdown passes. Sophomore **Matt Alviti** is also in the mix. The Park Ridge, Ill., native played in four games as a redshirt freshman and scored a one-yard rushing touchdown on NU's opening drive of its upset at Notre Dame on Nov. 15. Redshirt freshman **Clayton Thorson** is also expected to get a long look. Coming out of Wheaton North High School in 2013, Thorson was rated as the nation's sixth-best dual-threat quarterback in the country.

→ As a freshman in 2014, **Justin Jackson** carried the load in the backfield. In his first collegiate season, Jackson earned All-Big Ten honorable mention as he ran for 1,187 yards and 10 touchdowns, becoming only the second freshman in program history to go over 1,000 yards on the ground. The veteran in Northwestern's backfield is junior **Warren Long**. The native Californian has averaged 4.1 yards per carry for the Wildcats in 18 career contests since 2013. The deep running back room also features sophomore **Solomon Vault** and redshirt freshmen **Auston Anderson** and **Malcolm Bowman**.

→ Northwestern's corps of receivers should receive a boost when senior **Christian Jones**, who led NU with 668 receiving yards in 2013, returns from a knee injury that kept him out for the 2014 season. The top target from 2014, **Kyle Prater**, graduated, but plenty of weapons remain. Senior superback **Dan Vitale** caught 40 passes for over 400 yards and two touchdowns. Classmate **Cameron Dickerson**, who averaged 13.2 yards per catch a year ago, remains a threat on the outside for the 'Cats.

→ Northwestern's offensive line will have several new pieces in place for the 2015 campaign. **Brandon Vitale** graduated after starting 50 consecutive games at center, as did left tackle **Paul Jorgensen**. The unit should be bolstered by a pair of fifth-year seniors in **Matt Frazier** and **Geoff Mogus**. That duo has played a combined 71 games since 2012, and both started every game during the 2014 season at the guard spots.

Defense:

→ Now in his eighth season at Northwestern, veteran coordinator **Mike Hankwitz** returns plenty of experience on his side of the ball, with only three starters graduated from a defense that grew as a unit in 2014. Despite losing All-Big Ten safety **Ibraheim Campbell**, the Wildcats' secondary

has the potential to again be a playmaking force. Both cornerbacks - **Nick VanHoose** and **Matthew Harris** - are back in the fold, as is safety **Traveon Henry**. VanHoose joined Campbell on the All-Big Ten second team in 2014 and the Urbana, Ohio, native already ranks fourth in program history with 25 pass breakups.

→ In addition to its three returning starters, the secondary retains the services of sophomore safety **Godwin Igwebuike**. He started four games in 2014, and in a 20-14 upset over 16th-ranked Wisconsin, he picked off three Badger passes. That performance earned him Big Ten Player of the Week recognition, plus a nod as the nation's Jim Thorpe Defensive Back of the Week.

→ The defense's largest turnover will likely occur with the linebacking corps. Senior **Drew Smith**, owner of 85 career tackles, including 12 for a loss, is back for the Wildcats. Sophomore **Anthony Walker** registered a team-high nine tackles for loss in 2014 and he returns as well. Walker also had two interceptions a year ago, including one he returned 49 yards for a touchdown at Penn State.

→ Northwestern's defensive line is arguably the deepest group on that side of the ball. Seniors **Deonte Gibson** and **Dean Lowry** figure to bookend the line. Lowry enters the season with 9.5 sacks through his first three years, ranking him 12th on NU's all-time list. Junior edge rusher **Ifeadi Odenigbo** has put down the quarterback 8.5 times in 25 career games with the 'Cats. On the inside, versatile veteran **Max Chapman** figures to play a vital role, as does classmate **C.J. Robbins**. The pair has played in a 57 combined games at Northwestern. **Greg Kuhar** also returns from injury to bolster the interior of the d-line.

Special Teams:

→ Junior **Jack Mitchell** led the Wildcats with 68 points after converting 14 field-goal attempts to go along with 26 extra points. Mitchell's biggest day came during NU's upset over Notre Dame in November when he booted a career-high four field goals, including the game-winner in overtime from 41 yards out. Three of his makes were at least 41 yards, including his career-best effort of 46. Mitchell is a two-sport standout who is also a member of the Northwestern baseball team.

→ Following the graduation of **Chris Gradone**, the Wildcats will have a new leg to rely upon in the punting game. The role figures to be filled by sophomore **Hunter Niswander**. The Peninsula, Ohio, product punted five times in 2014 and he averaged 36.0 yards per boot.

→ As a team, Northwestern blocked six kicks in 2014. Cornerback **Nick VanHoose** led the way a year ago with three blocks, including one of an extra point at Notre Dame that he scooped up and scored. In addition to VanHoose, fellow corner **Keith Watkins II** blocked a punt against Western Illinois, while defensive lineman **Max Chapman** blocked a field-goal attempt in the same game. **C.J. Robbins** accounted for the other blocked kick in a 23-point triumph at Penn State.

→ In the return game, the Wildcats took back a punt and a kickoff in the last two games, respectively. **Tony Jones** returned a punt 64 yards for a score in Northwestern's win at Purdue in the

MEDIA INFORMATION

VISITING RYAN FIELD

Season and single-game credential requests for Northwestern football must be requested online via the Athletic Communications page at NUsports.com. You will receive an automated response upon approval or rejection of your credential request. Credentials requested more than 10 days before game day may be mailed via U.S. mail; inside of 10 days, media members must provide FedEx or UPS shipping numbers to Northwestern Athletics, or pick up their passes at Ryan Field.

WEEKLY MONDAY PRESS CONFERENCES

Coach Fitzgerald will hold weekly media briefings at 10:30 a.m. each Monday during the regular season in the Nicolet Football Center. Fitzgerald will make comments and answer questions until approximately 10:55 a.m. Selected players will be on hand to meet with the press at approximately 11 a.m., class schedules permitting. The entire news conference is available on NUsports.com.

BIG TEN WEEKLY TELECONFERENCE

Coach Fitzgerald takes part in the Big Ten Conference's Coaches Teleconference each Tuesday throughout the regular season. All 14 head coaches are available to answer questions for eight minutes. **Fitzgerald's segment is 11-11:08 a.m. CT.** Media members wishing to participate should call or email the Big Ten office (847-696-1010) for the call-in phone number. Playback of the teleconference is available for 24 hours following the completion of the original format.

COACH/PLAYER AVAILABILITY

Coaches and players are available after practices on Tuesdays and Wednesdays each week (excluding players who participated in the Monday press conference). No player interviews will be granted on Sunday, Thursday or Friday. Depending on his schedule, Coach Fitzgerald may also be available during the morning hours on Tuesday and Wednesday. Please call in advance to set up an interview.

WILDCATS ONLINE

The official web site of Northwestern Athletics is NUsports.com. Updated daily, the site includes releases and game notes as well as other football-related items: up-to-date roster, schedule, game times, etc. You may also Northwestern football on Twitter at these accounts: @NU_Sports, @NU_SportsLIVE, @NUFBNews, @NUFBFamily or @coachfitz51.

final road game of the year. Speedster **Solomon Vault** ran back a kickoff 89 yards for a score in the season finale. It was the team's first kickoff return for a touchdown since **Venric Mark** ran one back against Wisconsin in 2010.

WILDCATS ON
PRESEASON WATCH LISTS

Justin Jackson..... Maxwell Award (POTY)
Doak Walker Award (Top RB)

Dean Lowry..... Lott IMPACT Trophy
(top defender + character)

N PERSONNEL BREAKDOWN

LETTERWINNERS RETURNING (59)

OFFENSE (29)

Guard.....Graham Bullmore, Matt Frazier
Connor Mahoney, Shane Mertz, Geoff Mogus,
Kenton Playko
Tackle.....Sam Coverdale, Adam DePietro
Eric Olson
Center.....Brad North, Ian Park
Superback.....Garrett Dickerson, Mark Szott,
Jayme Taylor, Dan Vitale
Quarterback.....Matt Alviti, Zack Oliver
Running Back.....Justin Jackson, Warren Long
Solomon Vault
Wide Receiver.....Stephen Buckley, Austin Carr,
Cameron Dickerson, Christian Jones,
Mike McHugh, Andrew Scanlan, Miles Shuler,
Macan Wilson, Pierre Youngblood-Ary

DEFENSE (26)

Tackle.....Max Chapman, Greg Kuhar
Tyler Lancaster, Sean McEvelly, C.J. Robbins
End.....Deonte Gibson, Dean Lowry,
Ifeari Odenigbo, Xavier Washington
Linebacker.....Tom Hruby, Joseph Jones
Jaylen Prater, Josh Roberts, Drew Smith
Anthony Walker, Brett Walsh
Cornerback.....Matthew Harris,
Marcus McShepard, Troy Sheppard,
Nick VanHoose, Keith Watkins II
Safety.....Terrance Brown, Traveon Henry,
Godwin Igwebuike, Tommy Odell, Kyle Queiro

SPECIALISTS (4)

Place-kicker.....Jack Mitchell
Punter.....Hunter Niswander
Long snapper.....Chris Fitzpatrick
Holder.....Christian Salem

LETTERWINNERS LOST (18)

OFFENSE (10)

Running Back.....Treyvon Green, Tim Hanrahan
Quarterback.....Trevor Siemian
Wide Receiver.....Tony Jones, Kyle Prater
Superback.....Doug Diedrick
Center.....Brandon Vitabile, Hayden Baker
Tackle.....Paul Jorgensen, Jack Konopka

DEFENSE (7)

Tackle.....Chance Carter
Linebacker.....Chi Chi Ariguzo, Collin Ellis,
Jimmy Hall
Cornerback.....Joe Cannon, Jarrell Williams
Safety.....Ibraheim Campbell

SPECIALISTS (1)

Punter.....Chris Gradone

STARTERS RETURNING (16)

OFFENSE (6)

Tackle.....Eric Olson
Guard.....Geoff Mogus, Matt Frazier
Running Back.....Justin Jackson
Superback.....Dan Vitale
Wide Receiver.....Cameron Dickerson,

DEFENSE (8)

End.....Dean Lowry, Deonte Gibson
Tackle.....Greg Kuhar, C.J. Robbins
Linebacker.....Anthony Walker
Cornerback.....Matthew Harris, Nick VanHoose
Safety.....Traveon Henry

SPECIALISTS (2)

Place-kicker.....Jack Mitchell
Punter.....Hunter Niswander

STARTERS LOST (8)

OFFENSE (5)

Quarterback.....Trevor Siemian
Wide Receiver.....Tony Jones, Kyle Prater
Center.....Brandon Vitabile
Tackle.....Paul Jorgensen

DEFENSE (3)

Linebacker.....Chi Chi Ariguzo, Jimmy Hall
Safety.....Ibraheim Campbell

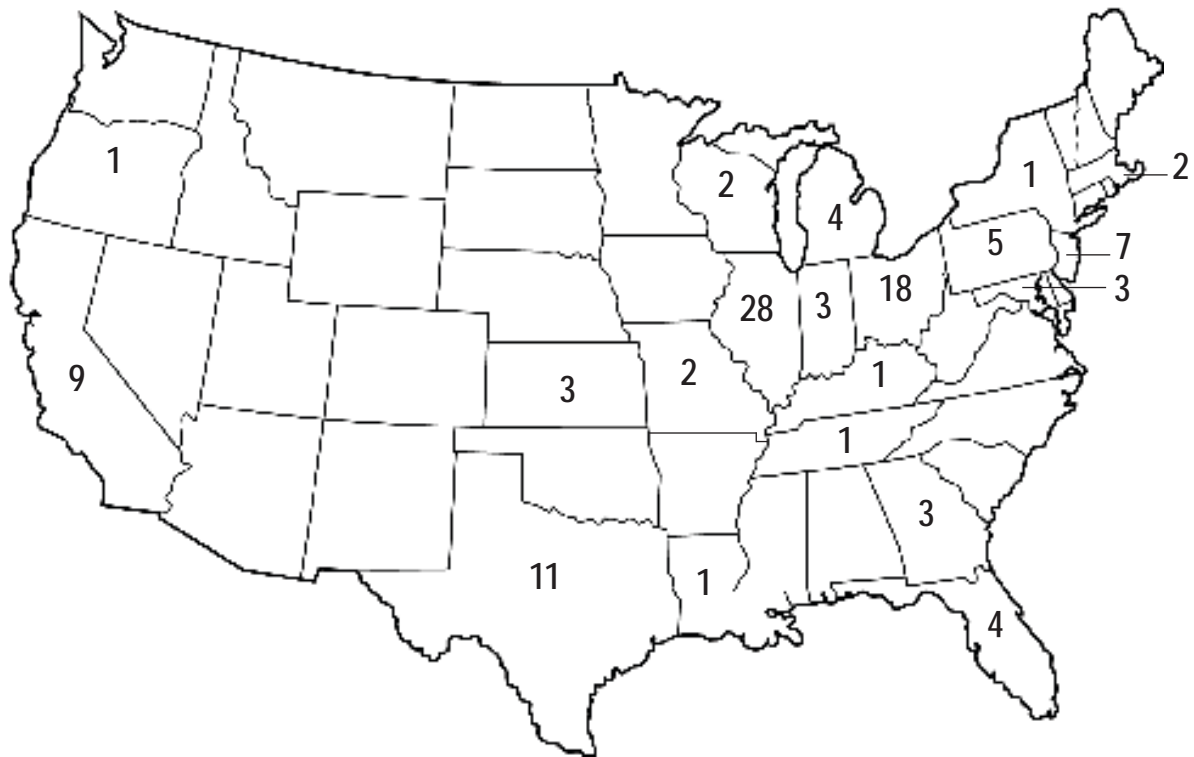
SPECIALISTS (0)



DAN VITALE has started every game at superback over each of the last two seasons. He has played in all 37 games since joining the Wildcats in 2012.

RETURNING STATISTICAL LEADERS (2014 STATISTICS)

Rushing	GP	Att.	Yds.	Avg.	TD			
Justin Jackson	12	245	1,187	4.8	10			
Warren Long	11	30	123	4.1	0			
Passing	GP	Att.	Comp.	Pct.	Yds.	Int.	TD	
Zack Oliver	4	57	30	52.6	367	3	2	
Matt Alviti	4	4	2	50.0	0	0	0	
Receiving	GP	Rec.	Yds.	Avg.	TD			
Dan Vitale	12	40	402	10.1	2			
Cameron Dickerson	12	24	318	13.2	1			
Miles Shuler	8	23	190	8.3	0			
Justin Jackson	12	22	201	9.1	1			
Tackles	GP	Solo	Asst.	Total	Int./Yds.	TFL/Yds		
Traveon Henry	10	38	35	73	0/0	2.5/8		
Matthew Harris	12	58	12	70	2/3	3.5/8		
Nick VanHoose	10	48	11	59	2/0	3.0/9		
Anthony Walker	12	29	22	51	2/14	9.0/30		
Godwin Igwebuike	11	34	17	51	3/11	1.0/3		



The 2015 Northwestern football roster is comprised of 108 players from 20 states. The complete breakdown is as follows:

Illinois (27)

Barrington Dan Kubiuk
Bolingbrook Parker Westphal
Bourbonnais Matt Frazier
Buffalo Grove Cameron Green
Carol Stream Justin Jackson
Chicago Anthony Pierce-Adams
Jacksonville Blake Hance
Joliet Troy Sheppard
LaGrange Highlands Matt Harris
Lake Zurich Matt Micucci
Lemont Flynn Nagel
Lombard Mark Gorogianis
Naperville Mark Szott
Oak Park (2) Adam Lemke-Bell

Park Ridge Lloyd Yates
Plainfield Matt Alviti
J.B. Butler

Mason Weissenhofer
Plano Joseph Jones
Peru C.J. Robbins
River Forest Tommy Odell
Romeoville Tyler Lancaster
Rockford Dean Lowry
Trout Valley Quinn Baker
Wheaton (3) Clayton Thorson
Dan Vitale
Tommy Vitale

Ohio (18)

Ashland Heath Reineke
Avon Lake Ben Oxley
Centerville Ifeadi Odenigbo
Chagrin Falls Sam Coverdale

Cincinnati (3)

Drew Smith

Concord Township
Hamden
Lakewood
Lewis Center
Lorain
Peninsula
Pickerington
The Plains
Toledo
University Heights
Urbana

Texas (11)

Allen Brad North
Cedar Hill Xavier Washington
Coppell Jake Murray
Dallas Malcolm Bowman
Forney Stephen Buckley
Houston (3) Nathan Fox
Christian Jones
Macan Wilson
Jared McGee
Mansfield
Plano Auston Anderson
The Woodlands Jayme Taylor

California (9)

Benicia Austin Carr
Brentwood Simba Short
Chino Hills Trent Goens
Long Beach Terrance Brown
Monrovia Brett Walsh
San Diego Jack Mitchell
Santa Monica Christian Salem
Union City Warren Long
Yorba Linda Sean McEilly

New Jersey (7)

Hazlet Shane Mertz
Long Branch Miles Shuler
Morristown Andrew Otterman

Jordan Thompson
Keith Watkins
Greg Kuhar
Jaylen Prater
Deonte Gibson
Kenton Playko
Geoff Mogus
Hunter Niswander
Godwin Igwebuike
Trae Williams
Nate Hall
Marcus McShepard
Nick VanHoose

New Milford
Verona

Cameron Dickerson
Garrett Dickerson
Cameron Queiro
Kyle Queiro

Pennsylvania (5)

Erie Charlie Fessler
Lancaster Adam DePietro
Malvern Connor Mahoney
Pittsburgh Ian Park
Royersford Andrew Scanlan

Florida (4)

Lauderdale Lakes Traveon Henry
Miami Anthony Walker
Orlando Pierre Youngblood-Ary
Ponte Vedra Beach Max Chapman

Michigan (4)

Bloomfield Hills (2) Joe Bergin
Luke Dauch
Grand Rapids Tommy Doles
West Bloomfield Chris Cliff

Kansas (3)

Lawrence Fred Wyatt
Leawood TJ Green
Wamego Josh Roberts

Georgia (3)

Atlanta Arthur Omilian
Buford Steven Reese
Cordele Montre Hartage

Indiana (3)

Avon Cole Johnson
Crown Point Tom Hruby
Indianapolis Jared Thomas

Maryland (3)

Baltimore Alonzo Mayo
Gaithersburg Solomon Vault

Owings Mills
Kenosha
Pewaukee

Wisconsin (2)

Graham Bullmore
Eric Lutzen

Massachusetts (2)

Scituate Joe Gaziano
Sudbury Eric Olson

Missouri (2)

Kirkwood Mike McHugh
St. Louis John Moten IV

Louisiana (1)

Baton Rouge Zack Oliver

Kentucky (1)

Lawrenceburg Chris Fitzpatrick

New York (1)

Ballston Lake Corey Acker

Tennessee (1)

Memphis James Prather

Hawaii (1)

Honolulu Chad Hanaoka

NUMERICAL ROSTER

2	Traveon Henry	S
2	Christian Salem	WR/H
3	Keith Watkins II	CB
4	Solomon Vault	RB
5	Miles Shuler	WR
6	Mike McHugh	WR
7	Matt Alviti	QB
7	Ifeadi Odenigbo	DL
8	Stephen Buckley	WR
8	Jack Mitchell	PK
9	Garrett Dickerson	SB
10	Jake Murray	DB
10	Zack Oliver	QB
11	TJ Green	QB
11	Pierre Youngblood-Ary	WR
12	Auston Anderson	RB
13	Deonte Gibson	DL
13	Warren Long	RB
14	Christian Jones	WR
14	Lloyd Yates	QB
15	Macan Wilson	WR
16	Quinn Baker	WR
16	Godwin Igwebuike	S
17	Dan Kubiuk	QB
17	Marcus McShepard	CB
18	Clayton Thorson	QB
18	Anthony Walker	LB
19	Cameron Dickerson	WR
20	John Moten IV	RB
21	Justin Jackson	RB
21	Kyle Queiro	S
22	Parrker Westphal	CB
23	Nick VanHoose	CB
24	Montre Hartage	DB
24	Mark Gorogianis	WR
25	Luke Dauch	WR
26	Terrance Brown	S
27	Matthew Harris	CB
28	Alonzo Mayo	DB
29	Trae Williams	DB
31	Tommy Vitale	LB
32	Nate Hall	LB
32	Hunter Niswander	P/PK
33	Matt Micucci	PK
33	Steven Reese	DB
34	Simba Short	LB
35	Tom Hruby	SB
36	Corey Acker	WR
38	Arthur Omilian	PK
39	Mason Weissenhofer	PK
40	Dan Vitale	SB
41	Jared McGee	S
42	Joseph Jones	LB
43	Cole Johnson	WR
44	Malcolm Bowman	RB
45	Nathan Fox	LB

ALPHABETICAL ROSTER

No.	Name	Pos.	Ht.	Wt.	Cl./Elig.	Hometown/High School/Last College
36	Corey Acker	WR	5-9	165	Jr./So.	Ballston Lake, N.Y./Shenendehowa Central
7	Matt Alviti	QB	6-0	200	Jr./So.	Park Ridge, Ill./Maine South
12	Auston Anderson	RB	5-9	180	So./R-Fr.	Plano, Texas/Plano West
16	Quinn Baker	WR	5-9	185	So./R-Fr.	Trout Valley, Ill./Cary-Grove
47	Joe Bergin	DB	5-11	185	Fr./Fr.	Bloomfield Hills, Mich./Detroit Country Day
44	Malcolm Bowman	RB	5-11	190	So./R-Fr.	Dallas, Texas/St. Mark's School
26	Terrance Brown	S	6-1	210	Sr./Jr.	Los Alamitos, Calif./Los Alamitos
8	Stephen Buckley	WR	6-0	190	Sr./Jr.	Forney, Texas/North Forney
74	Graham Bullmore	OL	6-7	280	Jr./So.	Kenosha, Wis./Bradford
59	J.B. Butler	OL	6-3	280	So./R-Fr.	Plainfield, Ill./Joliet Catholic
80	Austin Carr	WR	6-1	195	Sr./Jr.	Benicia, Calif./Benicia
96	Max Chapman	DL	6-3	265	Sr. [5]/Sr.	Ponte Vedra, Fla./Nease
85	Chris Cliff	WR	6-2	200	Fr./Fr.	West Bloomfield, Mich./Walled Lake Northern
79	Sam Coverdale	OL	6-6	275	Jr./So.	Chagrin Falls, Ohio/Kenston
25	Luke Dauch	WR	6-3	220	Sr. [5]/Sr.	Bloomfield Hills, Mich./Lahser
73	Adam DePietro	OL	6-5	295	Sr./Jo.	Lancaster, Pa./Lancaster Catholic
19	Cameron Dickerson	WR	6-3	210	Sr./Jr.	New Milford, N.J./Bergen Catholic
9	Garrett Dickerson	SB	6-3	250	So./So.	Englewood, N.J./Bergen Catholic
71	Tommy Doles	OL	6-6	270	So./R-Fr.	Grand Rapids, Mich./Grand Rapids Christian
89	Charlie Fessler	WR	6-4	205	Fr./Fr.	Erie, Pa./Cathedral Prep
52	Chris Fitzpatrick	LS	6-1	230	Sr./Jr.	Lawrenceburg, Ky./Anderson County
45	Nathan Fox	LB	6-2	235	Fr./Fr.	Houston, Texas/Clear Lake
57	Matt Frazier	OL	6-4	295	Sr. [5]/Sr.	Bourbonnais, Ill./Bishop McNamara
97	Joe Gaziano	DL	6-4	245	Fr./Fr.	Scituate, Mass./Xaverian Brothers
13	Deonte Gibson	DL	6-3	270	Sr. [5]/Sr.	Lakewood, Ohio/St. Edward
54	Trent Goens	DL	6-3	250	Fr./Fr.	Chino Hills, Calif./Chino Hills
24	Mark Gorogianis	WR	6-0	190	Jr./So.	Lombard, Ill./Montini Catholic
84	Cameron Green	WR	6-3	205	Fr./Fr.	Buffalo Grove, Ill./Stevenson
11	TJ Green	QB	6-2	200	Fr.	Leawood, Kan./Rockhurst
32	Nate Hall	LB	6-2	210	So./R-Fr.	Toledo, Ohio/Southview
83	Chad Hanaoka	WR	5-10	180	So./So.	Honolulu, Hawaii/Iolani School
72	Blake Hance	OL	6-6	275	So./R-Fr.	Jacksonville, Ill./Jacksonville
27	Matthew Harris	CB	5-11	180	Jr./Jr.	La Grange Highlands, Ill./Lyons
24	Montre Hartage	DB	6-0	180	Fr./Fr.	Cordele, Ga./Crisp County
2	Traveon Henry	S	6-1	220	Sr./Sr.	Lauderdale Lakes, Fla./Pine Crest
35	Tom Hruby	SB	6-3	240	Sr./Sr.	Crown Point, Ind./Andrean
16	Godwin Igwebuike	S	6-0	200	Jr./So.	Pickerington, Ohio/Pickerington North
21	Justin Jackson	RB	5-11	185	So./So.	Carol Stream, Ill./Glenbard North
43	Cole Johnson	WR	6-1	200	Jr./So.	Avon, Ind./Avon
14	Christian Jones	WR	6-3	230	Sr. [5]/Sr.	Houston, Texas/Westfield
42	Joseph Jones	LB	6-1	225	Sr./Jr.	Plano, Ill./Plano
17	Dan Kubiuk	QB	6-1	195	So./R-Fr.	Barrington, Ill./Barrington
93	Greg Kuhar	DL	6-3	310	Sr./Jr.	Concord Township, Ohio/St. Edward
67	Tyler Lancaster	DL	6-3	295	Jr./So.	Romeoville, Ill./Plainfield East
78	Adam Lemke-Bell	OL	6-5	270	Fr./Fr.	Oak Park, Ill./Oak Park-River Forest
13	Warren Long	RB	6-0	205	Jr./Jr.	Union City, Calif./James Logan
94	Dean Lowry	DL	6-6	280	Sr./Sr.	Rockford, Ill./Boylan
46	Eric Lutzen	SB	6-6	225	So./R-Fr.	Pewaukee, Wis./Pewaukee
68	Connor Mahoney	OL	6-4	290	Sr./Jr.	Malvern, Pa./Malvern
28	Alonzo Mayo	DB	5-11	180	Fr./Fr.	Baltimore, Md./The Gilman School
91	Sean McEvilly	DL	6-5	300	Sr. [6]/Sr.	Yorba Linda, Calif./Orange Lutheran
41	Jared McGee	S	6-1	220	So./R-Fr.	Mansfield, Texas/Mansfield Legacy
6	Mike McHugh	WR	6-3	200	Sr./Jr.	Kirkwood, Mo./Kirkwood
17	Marcus McShepard	CB	5-11	195	Jr./So.	University Heights, Ohio/Cleveland Heights
70	Shane Mertz	OL	6-8	310	Sr. [5]/Sr.	Hazlet, N.J./Raritan
33	Matt Micucci	PK	5-11	185	Jr./So.	Lake Zurich, Ill./Stevenson
8	Jack Mitchell	PK	6-3	210	Sr./Jr.	San Diego, Calif./Torrey Pines
53	Geoff Mogus	OL	6-5	305	Sr. [5]/Sr.	Lorain, Ohio/St. Edward
20	John Moten IV	RB	6-0	190	Fr./Fr.	St. Louis, Mo./John Burroughs School
10	Jake Murray	DB	6-3	195	Fr./Fr.	Coppell, Texas/Coppell
86	Flynn Nagel	WR	5-11	180	Fr./Fr.	Lemont, Ill./Lemont
32	Hunter Niswander	P/PK	6-5	230	Jr./So.	Peninsula, Ohio/Woodridge
69	Brad North	OL	6-2	280	Jr./So.	Allen, Texas/Allen
48	Tommy Odell	S	5-11	200	Jr./So.	River Forest, Ill./Oak Park-River Forest

ALPHABETICAL ROSTER

No.	Name	Pos.	Ht.	Wt.	Cl./Elig.	Hometown/High School/Last College
7	Ifeadi Odenigbo	DL	6-3	240	Sr./Jr.	Centerville, Ohio/Centerville
10	Zack Oliver	QB	6-4	240	Sr. [5]/Sr.	Baton Rouge, La./Catholic
76	Eric Olson	OL	6-6	285	Sr./Jr.	Sudbury, Mass./Buckingham, Browne & Nichols
38	Arthur Omilian	PK	5-11	180	Sr. [5]/Sr.	Atlanta, Ga./Pace Academy
64	Andrew Otterman	OL	6-5	280	Fr./Fr.	Morristown, N.J./Delbarton
99	Ben Oxley	DL	6-6	260	So./R-Fr.	Avon Lake, Ohio/Avon Lake
63	Ian Park	OL	6-4	290	Sr./Jr.	Pittsburgh, Pa./Upper St. Clair
46	Anthony Pierce-Adams	LB	6-0	210	So./R-Fr.	Chicago, Ill./De La Salle Institute
77	Kenton Playko	OL	6-5	295	Sr./Jr.	Lewis Center, Ohio/Olentangy
51	Jaylen Prater	LB	6-0	235	Sr./Jr.	Hamden, Ohio/Wellston
50	James Prather	DL	6-4	235	So./R-Fr.	Memphis, Tenn./Memphis University School
53	Cameron Queiro	LB	6-1	225	So./R-Fr.	Verona, N.J./Bergen Catholic
21	Kyle Queiro	S	6-3	200	Jr./So.	Verona, N.J./Bergen Catholic
33	Steven Reese	DB	6-2	190	Fr./Fr.	Buford, Ga./Buford
58	Heath Reineke	DL	6-3	230	So./R-Fr.	Ashland, Ohio/Ashland
90	C.J. Robbins	DL	6-5	295	Sr. [5]/Sr.	Peru, Ill./LaSalle-Peru
81	Jelani Roberts	WR	5-8	160	Fr./Fr.	Owings Mills, Md./The Gilman School
49	Josh Roberts	LB	6-1	205	Jr./So.	Wamego, Kan./Rock Creek
2	Christian Salem	WR	6-3	195	Sr./Jr.	Santa Monica, Calif./Santa Monica
82	Andrew Scanlan	WR	6-2	210	Sr./Jr.	Royersford, Pa./Spring Ford
47	Troy Sheppard	DB	5-10	170	Jr./So.	Joliet, Ill./Providence Catholic
34	Simba Short	LB	6-2	210	Fr./Fr.	Brentwood, Calif./De La Salle
5	Miles Shuler	WR	5-10	180	Sr. [5]/Sr.	Long Branch, N.J./Long Branch/Rutgers
55	Drew Smith	LB	6-1	220	Sr. [5]/Sr.	Cincinnati, Ohio/Colerain
85	Mark Szott	SB	6-4	260	Sr. [5]/Sr.	Naperville, Ill./Waubonsie Valley
88	Jayne Taylor	SB	6-4	230	Jr./So.	The Woodlands, Texas/The Woodlands
65	Jared Thomas	OL	6-4	260	Fr./Fr.	Indianapolis, Ind./Cathedral
95	Jordan Thompson	DL	6-3	255	Fr./Fr.	Cincinnati, Ohio/LaSalle
18	Clayton Thorson	QB	6-4	210	So./R-Fr.	Wheaton, Ill./Wheaton North
23	Nick VanHoose	CB	6-0	190	Sr. [5]/Sr.	Urbana, Ohio/Graham
4	Solomon Vault	RB	5-10	190	So./So.	Gaithersburg, Md./Gaithersburg
40	Dan Vitale	SB	6-2	235	Sr./Sr.	Wheaton, Ill./Wheaton-Warrenville South
31	Tommy Vitale	LB	6-3	220	Fr./Fr.	Wheaton, Ill./Wheaton-Warrenville South
18	Anthony Walker	LB	6-1	225	Jr./So.	Miami, Fla./Monsignor Edward Pace
56	Brett Walsh	LB	6-1	220	Jr./So.	Monrovia, Calif./Monrovia
98	Xavier Washington	DL	6-1	235	So./So.	Cedar Hill, Texas/Cedar Hill
3	Keith Watkins II	CB	5-11	180	Jr./So.	Cincinnati, Ohio/Archbishop Moeller
39	Mason Weissenhofer	PK	6-2	190	Fr./Fr.	Plainfield, Ill./Montini Catholic
22	Parrker Westphal	CB	6-1	190	So./R-Fr.	Bolingbrook, Ill./Bolingbrook
29	Trae Williams	DB	5-11	195	Fr./Fr.	The Plains, Ohio/Athens
15	Macan Wilson	WR	6-0	185	Jr./So.	Houston, Texas/Kinkaid
92	Fred Wyatt	DL	6-4	270	So./R-Fr.	Lawrence, Kan./Free State
14	Lloyd Yates	QB	6-2	200	Fr./Fr.	Oak Park, Ill./Oak Park-River Forest
11	Pierre Youngblood-Ary	WR	6-3	185	Sr. [5]/Sr.	Orlando, Fla./Lake Brantley

[5] Indicates fifth-year senior

NUMERICAL ROSTER

46	Eric Lutzen	SB
47	Troy Sheppard	CB
48	Tommy Odell	S
49	Josh Roberts	LB
50	James Prather	DL
51	Jaylen Prater	LB
52	Chris Fitzpatrick	LS
53	Geoff Mogus	OL
53	Cameron Queiro	LB
54	Trent Goens	DL
55	Drew Smith	LB
56	Brett Walsh	LB
57	Matt Frazier	OL
58	Heath Reineke	DL
59	J.B. Butler	OL
63	Ian Park	OL
64	Andrew Otterman	OL
65	Jared Thomas	OL
67	Tyler Lancaster	DL
68	Connor Mahoney	OL
69	Brad North	OL
70	Shane Mertz	OL
71	Tommy Doles	OL
72	Blake Hance	OL
73	Adam DePietro	OL
74	Graham Bullmore	OL
76	Eric Olson	OL
77	Kenton Playko	OL
78	Adam Lemke-Bell	OL
79	Sam Coverdale	OL
80	Austin Carr	WR
81	Jelani Roberts	WR
82	Andrew Scanlan	WR
83	Chad Hanaoka	WR
84	Cameron Green	WR
85	Mark Szott	SB
86	Flynn Nagel	WR
88	Jayne Taylor	SB
90	C.J. Robbins	DL
91	Sean McEvilly	DL
92	Fred Wyatt	DL
93	Greg Kuhar	DL
94	Dean Lowry	DL
95	Jordan Thompson	DL
96	Max Chapman	DL
98	Xavier Washington	DL
99	Ben Oxley	DL

PRONUNCIATION GUIDE

Luke Dauch (DOWK)
 Adam DePietro (da-PEET-ro)
 Joe Gaziano (gah-ZEE-ah-no)
 Deonte Gibson (Dee-ON-tay)
 Trent Goens (GO-ins)
 Montre Hartage (mon-TRAY)
 Traveon Henry (TRAH-vee-on)
 Tom Hruby (ROO-bee)
 Godwin Igwebuike (ig-weh-BYU-kay)
 Greg Kuhar (KOO-har)
 Matt Micucci (mi-KOO-chee)
 Hunter Niswander (NICE-wander)
 Ifeadi Odenigbo (if-AH-dee o-DEN-uh-bo)

Cameron/Kyle Queiro (KAY-ro)
 Jelani Roberts (juh-lah-NEE)
 Mark Szott (ZOTT)
 Dan/Tommy Vitale (vuh-TAL-ee)
 Pierre Youngblood-Ary (Youngblood-AIR-ee)



2015 QUICK FACTS/SCHEDULE

GENERAL INFORMATION

School: Northwestern University
Location: Evanston, Ill.
Enrollment: 8,688
Nickname: Wildcats
Founded: 1851
School Colors: Purple and White
Conference: Big Ten
Stadium (Capacity): Ryan Field (47,130)
Playing Surface: Grass
Affiliation: NCAA Division I (FBS)
President: Morton Schapiro
(Hofstra, 1975)
Vice President for Athletics and Recreation:
Jim Phillips (Illinois, 1990)
Athletic Dept. Phone: (847) 491-3205

HISTORY

First year of football: 1882
All-time bowl record: 2-9
Years in postseason play: 11
Last postseason appearance:
2013 TaxSlayer.com Gator Bowl
Result: Won (34-20) vs. Mississippi State
All-time record: 508-649-44
(132 seasons)
Big Ten Championships (8):
(1903, 1926, 1930, 1931, 1936, 1995,
1996, 2000)

ATHLETIC COMMUNICATIONS

Asst. AD for Athletic Communications/
Football Contact: Paul Kennedy
Email: pkennedy@northwestern.edu
Office Phone: (847) 467-2028
Cell Phone: (312) 497-5990

Assistant Director/Asst. FB Contact:

Dan Yopchick
Email: d-yopchick@northwestern.edu
Yopchick Phone/Cell: (847) 467-3418,
(847) 254-0404

Associate Directors:

Nick Brilowski, Doug Meffley
Assistant Directors: Kyle Kelley,
Mallory Majcher

Director of Broadcast Operations: Rob Coons

Assistant Director of Broadcast Operations:
Chris Simonson

Office Phone/Fax: (847) 491-7503/
491-8818

Mailing Address:

1501 Central Street, Evanston, IL 60208

Web Site: NUsports.com

Twitter Account: @NU_Sports

HEAD COACH

Pat Fitzgerald

(Northwestern, 1997)
Career Record (year): 60-53 (10th)
NU Record (year): 60-53 (10th)
Football office phone: (847) 491-7274

ASSISTANT COACHES/STAFF

Randy Bates

Linebackers
(Ohio State, 1983)

Jerry Brown

Assistant Head Coach/Defensive Backs
(Northwestern, 1972)

Adam Cushing

Offensive Line
(Chicago, 2002)

Mike Hankwitz

Defensive Coordinator
(Michigan, 1970)

Bob Heffner

Superbacks
(Temple, 1979)

Marty Long

Defensive Line
(The Citadel, 1986)

Matt MacPherson

Running Backs/Recruiting Coordinator
(DePauw, 1998)

Mick McCall

Offensive Coordinator/Quarterbacks
(Southern Colorado, 1979)

Dennis Springer

Wide Receivers
(Butler, 1993)

Tommy Rees

Graduate Assistant—Offense
(Notre Dame, 2014)

Dan Hernandez

Graduate Assistant—Offense
(Upper Iowa University, 2009)

Clay Bignell

Graduate Assistant—Defense
(Montana State, 2011)

David Girardi

Graduate Assistant—Defense
(Geneva College, 2010)

Cody Cejda

Director of Football Operations
(Michigan, 2007)

Chris Bowers

Director of Player Personnel
(Wittenberg, 1999)

Jay Hooten

Director of Football Performance
(Capital, 2002)

Eric Howitt

Assistant A.D., Equipment Operations
(Oregon State, 1999)

Jacob Schmidt

Director of Player Development
(Northwestern, 2010)

2015 SCHEDULE

Saturday, Sept. 5 vs. Stanford

Evanston, Ill. • Ryan Field
11 a.m. CT • TV: ESPN
Last Meeting: Sept. 10, 1994 (at Northwestern)
Score: Northwestern 41, (24) Stanford 41

Saturday, Sept. 12 vs. Eastern Illinois

Evanston, Ill. • Ryan Field
3:30 p.m. CT • TV: ESPNews
Last Meeting: Sept. 10, 2011 (at Northwestern)
Score: Northwestern 42, Eastern Illinois 21

Saturday, Sept. 19 at Duke

Durham, N.C. • Wallace Wade Stadium
11:30 a.m. CT • TV: ACC Network
Last Meeting: Sept. 6, 2008 (at Duke)
Score: Northwestern 24, Duke 20

Saturday, Sept. 26 vs. Ball State

Evanston, Ill. • Ryan Field
7 p.m. CT • TV: Big Ten Network
Last Meeting: N/A
Score: N/A

Saturday, Oct. 3 vs. Minnesota

Evanston, Ill. • Ryan Field
Time TBA • TV: TBA
Last Meeting: Oct. 11, 2014 (at Minnesota)
Score: Minnesota 24, Northwestern 17

Saturday, Oct. 10 at Michigan

Ann Arbor, Mich. • Michigan Stadium
2:30 p.m. CT • TV: TBA
Last Meeting: Nov. 8, 2014 (at Northwestern)
Score: Michigan 10, Northwestern 9

Saturday, Oct. 17 vs. Iowa (Homecoming)

Evanston, Ill. • Ryan Field
11 a.m. CT • TV: TBA
Last Meeting: Nov. 1, 2014 (at Iowa)
Score: Iowa 48, Northwestern 7

Saturday, Oct. 24 at Nebraska

Lincoln, Neb. • Memorial Stadium
Time TBA • TV: TBA
Last Meeting: Oct. 18, 2014 (at Northwestern)
Score: (19) Nebraska 38, Northwestern 17

Saturday, Nov. 7 vs. Penn State

Evanston, Ill. • Ryan Field
Time TBA • TV: TBA
Last Meeting: Sept. 27, 2014 (at Penn State)
Score: Northwestern 29, Penn State 6

Saturday, Nov. 14 vs. Purdue

Evanston, Ill. • Ryan Field
Time TBA • TV: TBA
Last Meeting: Nov. 22, 2014 (at Purdue)
Score: Northwestern 38, Purdue 14

Saturday, Nov. 21 at Wisconsin

Madison, Wis. • Camp Randall Stadium
Time TBA • TV: TBA
Last Meeting: Oct. 4, 2014 (at Northwestern)
Score: Northwestern 20, (17) Wisconsin 14

Saturday, Nov. 28 at Illinois

Chicago, Ill. • Soldier Field
Time TBA • TV: TBA
Last Meeting: Nov. 39, 2014 (at Northwestern)
Score: Illinois 47, Northwestern 33

ALL-TIME SERIES RECORDS



Opponent	W	L	T	First Meeting	Last Meeting
Air Force	2	4	0	1988	2003
Alumni	3	3	0	1889	1908
Arizona	0	2	0	1975	1976
Arizona State	0	4	0	1977	2005
Arkansas	0	1	0	1981	1981
Armour Institute	2	0	1	1895	1898
Army	3	2	0	1951	2011
Auburn	0	1	0	2010	2010
Ball State	0	0	0	N/A	N/A
Beloit	12	3	4	1890	1923
Boston College	4	1	0	1961	2012
Bowling Green	0	2	0	2001	2003
Butler	2	0	0	1928	1929
California	2	1	0	1948	2014
Carleton	2	0	0	1925	1926
Carlisle	0	1	0	1903	1903
Central Michigan	1	0	0	2010	2010
Centre	1	0	0	1930	1930
Chicago	8	26	3	1892	1926
Chicago Athletic Club	2	0	0	1896	1898
Chicago Dental	1	0	0	1903	1903
Chicago Phys. & Surg.	3	1	0	1896	1900
Chicago Wanderers	1	0	0	1889	1889
Chicago YMCA	2	0	0	1891	1892
Cincinnati	2	0	0	1903	1924
Colgate	1	0	0	1949	1949
Colorado	1	1	0	1951	1978
Cornell (Iowa)	1	0	0	1929	1929
Dartmouth	1	0	0	1928	1928
Denver Athletic Club	0	1	0	1893	1893
DePaul	2	0	0	1904	1935
DePauw	3	0	0	1904	1944
Dixon	1	0	0	1898	1898
Drake	2	0	0	1916	1938
Duke	8	8	0	1885	2008
Eastern Illinois	1	0	0	2011	2011
Eastern Michigan	3	0	0	2006	2009
Englewood HS	4	0	0	1896	1903
Evanston HS	9	0	0	1890	1905
Florida	0	2	0	1965	1966
Fort Sheridan	4	0	0	1901	1904
Great Lakes Naval Station	1	2	1	1918	1944
Hahnemann Medical	1	0	0	1898	1898
Harvard Prep	0	1	0	1886	1886
Hawaii	1	1	0	1998	2004
Hyde Park HS	1	0	0	1898	1898
Illinois	48	55	5	1892	2014
Illinois State	1	0	0	2010	2010
Illinois Wesleyan	1	1	1	1909	1911
Indiana	46	34	1	1899	2012
Iowa	24	49	3	1897	2014
Iowa Pre-Flight	0	1	0	1942	1942
Iowa State	7	1	0	1895	1956
Kansas	2	0	0	2003	2004
Kansas State	2	0	0	1938	1941
Kentucky	1	0	0	1928	1928
Knox	3	1	0	1900	1920
Lake Forest	18	4	3	1888	1923
Lombard	3	0	0	1901	1904
Maine	1	0	0	2013	2013
Marquette	2	0	0	1905	1934
Miami (Fla.)	2	2	0	1961	1968
Miami (Ohio)	3	6	0	1955	2009
Michigan	15	56	2	1892	2014
Michigan State	17	37	0	1905	2013
Minnesota	33	52	5	1892	2014
Mississippi State	1	0	0	2012	2012
Missouri	4	5	0	1895	2008
Monmouth	2	0	0	1911	1922
Municipal Pier	0	1	0	1918	1918
Navy	3	0	0	1950	2002

Opponent	W	L	T	First Meeting	Last Meeting
Nebraska	2	6	0	1902	2014
New Hampshire	0	1	0	2006	2006
Nevada	1	1	0	2006	2007
North Carolina	0	2	0	1976	1977
North Central (Naperville)	5	0	0	1900	1904
North Dakota State	1	0	0	1936	1936
North Division HS	4	0	0	1900	1905
Northeastern	1	0	0	2007	2007
Northern Illinois	6	1	1	1975	2014
Northwest Division HS	1	0	0	1898	1898
Northwestern Dental	1	0	0	1899	1899
Notre Dame	9	37	2	1889	2014
Ohio	3	1	0	1973	2008
Ohio Northern	1	0	0	1905	1905
Ohio State	14	60	1	1913	2013
Oklahoma	3	1	0	1939	1997
Oregon	1	0	0	1974	1974
Oregon State	3	1	0	1957	1966
Oshkosh Normal	1	0	0	1904	1904
Pacific	1	0	0	1946	1946
Penn State	4	13	0	1993	2014
Pittsburgh	3	3	0	1949	1973
Princeton	1	0	0	1986	1986
Purdue	28	50	1	1895	2014
Rice	3	4	0	1967	2011
Rush Medical	3	1	0	1897	1902
Rutgers	0	3	0	1919	1991
St. Viator	1	0	0	1905	1905
Southern Illinois	1	0	0	2008	2008
South Carolina	1	0	0	1962	1962
South Dakota	4	0	0	1924	1927
South Division HS	0	0	1	1890	1890
Southern California	0	5	0	1952	1995
Southern Methodist	0	1	0	1970	1970
Stanford	1	3	2	1933	1994
Syracuse	6	5	0	1940	2013
TCU	1	3	0	1999	2004
Tennessee	0	1	0	1996	1996
Texas A&M	0	1	0	2011	2011
Texas	1	0	0	1942	1942
Texas Tech	0	1	0	2010	2010
Towson	1	0	0	2009	2009
Transylvania	0	0	1	1905	1905
Tulane	1	3	0	1925	1956
UCLA	3	2	0	1931	1970
UNLV	2	0	0	1998	2001
Utah	1	1	0	1927	1981
Vanderbilt	2	1	1	1947	2012
Wabash	2	0	0	1905	1929
Wake Forest	2	2	0	1991	1997
Washington	0	3	0	1980	1984
Washington (Mo.)	1	0	0	1903	1903
Washington State	1	0	0	1958	1958
West Division HS	1	0	0	1888	1888
Western Illinois	1	0	0	2014	2014
Western Michigan	1	0	0	2013	2013
Wisconsin	34	57	5	1890	2014
Wyoming	1	0	0	1979	1979
Totals	508	649	44		
Big Ten Record	266	481	22		

2015 opponents in **bold**



THIS IS NORTHWESTERN

2015 WILDCAT PLAYER BIOGRAPHIES.....	18-48
HEAD COACH PAT FITZGERALD	49-51
ASSISTANT COACHES	52-61
SUPPORT STAFF	62-65





COREY ACKER

5-9 • 165 • Sophomore
Wide Receiver
Ballston Lake, N.Y.
Shenendehowa Central

36

2014

Contributed on special teams in eight games as a redshirt freshman, primarily on kickoff return coverage ... Named NU's Offensive Practice Player of the Week on three occasions during the season ... Academic All-Big Ten.

PERSONAL

Born Corey George Acker in Mt. Kisco, N.Y. ... Son of Melinda and Brad Acker ... Father played football at Penn State ... Chose NU over Penn State,



MATT ALVITI

6-0 • 200 • Sophomore
Quarterback
Park Ridge, Ill.
Maine South

7

2014

Appeared in the final four games of the season (debuting vs. Michigan), primarily as an option threat at QB ... Credited with nine rushes for 13 yards gained but finished with one net yard for the season ... Scored on a one-yard touchdown run on NU's first drive of the game in the upset of No. 15 Notre Dame on Nov. 15 ... Completed 2-of-4 pass attempts ... Named NU's Practice Player of the Week following NIU game ... Academic All-Big Ten

PERSONAL

Born Matthew James Alviti ... Son of Jim and Rose Alviti ... Major is communications.



AUSTON ANDERSON

5-9 • 180 • RS Freshman
Running Back
Plano, Texas
Plano West

12

2014

Redshirted the season while rehabbing an injury.

PERSONAL

Born Auston Gregory Anderson ... Son of Tjuana Tanner and Martin Anderson ... Father played football at Alcorn State University, uncle (Rod Henderson) was an All-American offensive lineman at Grambling State, and great uncle (Randy Williams) played at Indiana and was a 1961 draft pick by the Dallas Cowboys ... Chose Northwestern over Texas, Stanford, Cal, Arizona, Nebraska and Tennessee ... Majoring in Learning and Organizational Change.



QUINN BAKER

5-11 • 185 • Sophomore
Wide Receiver
Trout Valley, Ill.
Cary-Grove

16

2014

Did not see action.

PERSONAL

Born Quinn Robert Baker ... Son of Robert and Mary Ellen Baker ... Younger brother of former NU OL Hayden Baker ... Uncle, John Marchese, played football at Iowa (1982-85) ... Quinn was one of only 36 student-athletes selected from across the country to participate in the NFL-Wharton Prep Leadership Program ... Chose Northwestern over Wisconsin and Indiana ... Majoring in industrial engineering.



MALCOLM BOWMAN

5-11 • 190 • RS Freshman
Running Back
Dallas, Texas

44

2014

Redshirted his freshman year.

PERSONAL

Born Malcolm Peter Louis Bowman ... Son of Randy Bowman and Jill Louis-Bowman ... Chose Northwestern over Cornell ... Major is undeclared.



TERRANCE BROWN

6-1 • 210 • Junior
Safety
Long Beach, Calif.
Los Alamitos

26

2014

Played against Michigan as a special teams contributor.

PERSONAL

Born Terrance Jaydin Brown ... Son of Bridget Brown and Andrew Brown ... Majoring in learning and organizational change and sociology.



STEPHEN BUCKLEY

6-0 • 190 • Junior
Running Back
Forney, Texas
North Forney

8

2014

Recovered from a significant knee injury suffered in 2013 to return to the field, moving from running back to slot receiver to offset Northwestern's injury issues at the position ... Played in six games before seeing his season cut short with an upper body injury suffered in practice.

PERSONAL

Born Stephen Andrew Buckley ... Son of Cynthia and John Buckley ... Majoring in learning and organizational change.



GRAHAM BULLMORE

6-7 • 280 • Sophomore
Offensive Line
Kenosha, Wis
Bradford

74

2014

Did not see action.

PERSONAL

Born Graham Michael Bullmore ... Son of Michael and Beverly Bullmore ... Father earned PhD in Rhetorical History and Criticism from NU ... Majoring in civil engineering.



J.B. BUTLER

6-3 • 280 • RS Freshman
Offensive Line
Plainfield, Ill.
Joliet Catholic


59

2014

Redshirted his freshman year.

PERSONAL

Born James Robert Butler in Joliet, Ill. ... Son of Tom and Margaret Butler ... Father played Division I basketball at Butler University ... Chose Northwestern over Illinois, Harvard, Brown, Dartmouth and Northern Illinois ... Major is undeclared.



AUSTIN CARR

6-1 • 195 • Junior
Wide Receiver
Benicia, Calif.
Benicia

80

2014

Earned a regular role on the two-deep roster, particularly in the wake of several early-season injuries in the wide receiver room ... Appeared in all 12 games and caught seven passes for 100 yards (14.3 yards per catch) ... Notched a career-long reception of 30 yards at Purdue on Nov. 22 ... Also had a 21-yard catch in the season-finale vs. Illinois ... Academic All-Big Ten.

PERSONAL

Born Austin Durant Mozée Carr ... Son of Evan Carr and Janine Mozée ... Finalist in California State Poetry Out Loud Competition and was a school and county champion in the event and won Benicia's "Best Lead Actor" award for role as the Beast in "Beauty and the Beast" ... Also won NU's annual Student-Athlete Talent Show in 2013 ... Majoring in philosophy.

CARR'S CAREER STATS

RECEIVING

Year	G	Rec	Yds	TD	Lg	Rec/G	Avg/C	Avg/G
2014	12	7	50	0	30	0.6	10.3	8.3
TOTALS	12	7	50	0	30	0.6	10.3	8.3



MAX CHAPMAN

6-3 • 265 • Senior
Defensive Line
Ponte Vedra, Fla.
Ne

96

2014

Played in 11 of 12 games with eight starts, providing versatility with the ability to play both defensive end and tackle ... Recorded 14 total tackles on the year ... Northwestern's nominee for the 2014 Allstate AFCA Good Works Team, which recognizes outstanding contributions in community outreach ... Matched career high with two assisted tackles at Notre Dame ... Had a pass breakup at Penn State ... Totaled four tackles and tied career highs with 2.0 TFLs and 1.0 sack against Western Illinois ... Picked up a tackle against Cal ... Academic All-Big Ten.

PERSONAL

Born Maxwell Alexander Chapman ... Son of Stan and Dana Chapman ... Hails from the same high school that produced Heisman Trophy winner Tim Tebow, as well as former NU safety Hunter Bates ... Majoring in communication studies.



SAM COVERDALE

6-6 • 275 • Sophomore
Offensive Line
Chagrin Falls, Ohio
Kenston

79

2014

Did not see action.

PERSONAL

Born Samuel Howard Coverdale ... Son of Tate and Keira Coverdale ... Both parents were athletes at Vanderbilt -- father played golf and mother played soccer ... Majoring in industrial engineering.



ADAM DePIETRO

6-5 • 295 • Junior
Offensive Line
Lancaster, Pa.
Lancaster Catholic

73

2014

Regular reserve at both guard and tackle in 2014 ... Appeared in all 12 games and started the final game of the year vs. Illinois ... Saw significant time on the line against Michigan following an injury to starter Geoff Mogen ... Academic All-Big Ten.

PERSONAL

Born Adam Joseph DePietro ... Son of Mary and Matt DePietro ... Both father and mother swam for Villanova University ... Majoring in Learning and Organizational Change.



CAMERON DICKERSON

6-3 • 210 • Junior
Wide Receiver
Englewood, N.J.
Bergen Catholic

19

2014

Appeared in all 12 games with seven starts ... Finished fourth on the team in receptions (24) and receiving yards (318) ... Closed the year with three catches for 10 yards vs. Illinois, also corraling a two-point conversion pass that made it a one-score game in the fourth quarter ... Caught career-high six passes for personal-best 97 yards at Notre Dame ... Added career-long 60-yard reception against the Fighting Irish, the longest pass play of 2014 for the Wildcats ... Caught two balls for 21 yards against Nebraska ... Snagged a career-high four passes for 48 yards against NIU ... Caught two passes for a career-high 63 yards, including a 54-yard touchdown grab against Cal ... Earned first career start against the Golden Bears.

PERSONAL

Born Cameron Wardell Dickerson ... Son of Michell Merritt and Ralph Dickerson ... Younger brother, Garrett, is a superback at NU ... Majoring in economics.

C. DICKERSON'S GAME-BY-GAME STATS

2012

Game	Rec	Yds	TD	Rush	Yds	TD	PR	Yds
at Syracuse	0	0	0	0	0	0	0	0
VANDERBILT	1	6	0	0	0	0	0	0
BOSTON COLLEGE	2	13	0	0	0	0	0	0
SOUTH DAKOTA	0	0	0	0	0	0	0	0
INDIANA	1	5	0	0	0	0	0	0
at Penn State	0	0	0	0	0	0	0	0
at Minnesota	2	6	0	0	0	0	0	0
NEBRASKA	1	4	0	0	0	0	0	0
IOWA	0	0	0	0	0	0	0	0
at Michigan	2	20	1	0	0	0	0	0
at Michigan State	0	0	0	0	0	0	0	0
ILLINOIS	0	0	0	0	0	0	0	0
vs. Mississippi State	0	0	0	0	0	0	0	0

2013

Game	Rec	Yds	TD	Rush	Yds	TD	PR	Yds
at California	1	10	0	0	0	0	0	0
SYRACUSE	2	20	0	0	0	0	0	0
WESTERN MICHIGAN	0	0	0	0	0	0	0	0
MAINE	0	0	0	0	0	0	0	0
OHIO STATE	1	12	1	0	0	0	0	0
at Wisconsin	1	13	0	0	0	0	0	0
MINNESOTA	2	28	0	0	0	0	0	0
at Iowa	0	0	0	0	0	0	0	0
at Nebraska	1	4	0	0	0	0	0	0
MICHIGAN	2	20	0	0	0	0	0	0
MICHIGAN STATE	1	18	0	0	0	0	0	0
Illinois	0	0	0	0	0	0	0	0

2014

Game	Rec	Yds	TD	Rush	Yds	TD	PR	Yds
CALIFORNIA	2	63	1	0	0	0	0	0
NORTHERN ILLINOIS	4	48	0	0	0	0	0	0
WESTERN ILLINOIS	1	18	0	0	0	0	0	0
at Penn State	1	9	0	0	0	0	0	0
WISCONSIN	0	0	0	0	0	0	0	0
at Minnesota	1	12	0	0	0	0	0	0
NEBRASKA	2	21	0	0	0	0	0	0

52



CHRIS FITZPATRICK

6-2 • 230 • Junior
Long Snapper
Lawrenceburg, Ky.
Anderson County

2014

Appeared in 11 of 12 games during first season as top long snapper ... Helped placekicker Jack Mitchell record a team-high 68 points with 14 field goals and 26 extra points.

PERSONAL

Born Christopher Ryne Fitzpatrick ... Son of Angela and Michael Fitzpatrick ... Majoring in Learning and Organizational Change.

57



MATT FRAZIER

6-4 • 295 • Senior
Offensive Line
Bourbonnais, Ill.
Kankakee Bishop McNamara

2014

Started all 12 games at right guard ... Helped offense gain season-high 547 yards in overtime victory at Notre Dame ... Aided running back Justin Jackson in gaining a career-high 162 yards against Wisconsin, earning NU's Offensive Player of the Game honors ... Academic All-Big Ten ... Big Ten Distinguished Scholar

PERSONAL

Born Matthew B. Frazier ... Son of Bret and Joanne Frazier ... Majoring in communication studies.

13



DEONTE GIBSON

6-3 • 270 • Senior
Defensive Line
Lakewood, Ohio
St. Edward

2014

Appeared in 11 of 12 games with eight starts at defensive end ... Recorded 14 tackles with 3.0 TFLs on the year ... Recovered second fumble of the season and added two tackles at Purdue ... Credited with two QB hurries at Notre Dame, including one that led to an interception by teammate Anthony Walker in the second quarter ... Recorded first career fumble recovery and two tackles vs. Western Illinois ... Collected career-high three tackles and 2.0 TFL against NIU ... Made two tackles including one tackle for loss and earned a QB hurry against Cal ... Academic All-Big Ten.

at Iowa	0	0	0	0	0	0	0	0
MICHIGAN	4	40	0	0	0	0	0	0
at Notre Dame	6	97	0	0	0	0	0	0
at Purdue	0	0	0	0	0	0	0	0
ILLINOIS	3	10	0	0	0	0	0	0

C. DICKERSON'S CAREER STATS

RECEIVING

Year	G	Rec	Yds	TD	Lg	Rec/G	Avg/C	Avg/G
2012	13	9	54	1	19	0.8	6.0	4.2
2013	12	11	125	1	24	0.9	11.4	10.4
2014	12	24	318	1	60	2.0	13.2	26.5
TOTALS	37	44	497	3	60	1.2	11.3	13.4

9



GARRETT DICKERSON

6-3 • 250 • Sophomore
Superback
Englewood, N.J.
Bergen Catholic

2014

One of four true freshmen to see the field ... Played a significant role at superback, playing all 12 games with one start (at Notre Dame) ... Caught four passes for 44 yards on the year, including a season-long 21-yard reception vs. Western Illinois ... Two catches for 14 yards at Notre Dame.

PERSONAL

Born Garrett Michael Dickerson ... Son of Ralph Dickerson and Michell Merritt ... Joins brother Cameron Dickerson and former high school teammates Kyle and Cameron Queiro on NU roster ... Chose Northwestern over Stanford, Michigan, Alabama, Ohio State, Florida State and Michigan State ... Major is undeclared.

71



TOMMY DOLES

6-6 • 270 • RS Freshman
Offensive Line
Grand Rapids, Mich.
Grand Rapids Christian

2014

Redshirted his freshman season.

PERSONAL

Born Thomas Steven Doles in Grand Rapids, Mich. ... Son of Jack and Susan Doles ... Father is the sports director and a broadcaster for WOOD-TV in Grand Rapids ... Comes from a long line of athletes, with his grandfather having played basketball at DePaul, his cousin (Kyle Lichtenburg) playing football at Iowa State and two aunts who played Division I volleyball ... Chose Northwestern over the Michigan, Iowa State and the service academies ... Also heavily involved in leading FCA chapels and played first-chair tuba in his school's symphonic band ... Birthday is Christmas Day (1995) ... Major is undeclared.

PERSONAL

Born Deonte Perry Gibson ... Son of Darlene Gibson ... Majoring in communication studies.

GIBSON'S GAME-BY-GAME STATS

2012

Game	Solo	Ast	Tot	TFL	Sacks	PBU	Int	QBH
at Syracuse	0	0	0	0	0	0	0	0
VANDERBILT		DNP						
BOSTON COLLEGE	0	0	0	0	0	0	0	0
SOUTH DAKOTA	0	1	1	0.5	0	0	0	0
INDIANA	2	0	2	0	0	0	0	2
at Penn State	0	1	1	0	0	0	0	0
at Minnesota	0	0	0	0	0	0	0	0
NEBRASKA	1	0	1	0	0	0	0	0
IOWA	2	0	2	1.0	1.0	0	0	0
at Michigan	2	0	2	1.0	1.0	0	0	0
at Michigan State	0	0	0	0	0	0	0	1
ILLINOIS	0	0	0	0	0	0	0	0
vs. Mississippi State	0	0	0	0	0	0	0	0

2013

Game	Solo	Ast	Tot	TFL	Sacks	PBU	Int	QBH
at California	1	1	2	1.0	1.0	0	0	0
SYRACUSE	1	0	1	1.0	0	0	0	0
WESTERN MICHIGAN	0	0	0	0	0	0	0	1
MAINE	1	2	3	1.0	0	1	0	0
OHIO STATE	3	3	6	0	0	0	0	0
at Wisconsin	1	1	2	1.5	0	0	0	0
MINNESOTA	1	0	1	1.0	1.0	0	0	0
at Iowa	1	3	4	0.5	0	0	0	0
at Nebraska	0	0	0	0	0	0	0	0
MICHIGAN	2	1	3	1.0	1.0	0	0	0
MICHIGAN STATE	0	0	0	0	0	0	0	1
Illinois	0	0	0	0	0	1	0	0

2014

Game	Solo	Ast	Tot	TFL	Sacks	PBU	Int	QBH
CALIFORNIA	1	1	2	1.0	0	0	0	1
NORTHERN ILLINOIS	3	0	3	2.0	1.0	0	0	0
WESTERN ILLINOIS	2	0	2	0	0	0	0	1
at Penn State	1	0	1	0	0	0	0	0
WISCONSIN	0	0	0	0	0	0	0	0
at Minnesota	0	1	1	0	0	0	0	0
NEBRASKA	1	0	1	0	0	0	0	0
at Iowa		DNP						
MICHIGAN	1	0	1	0	0	0	0	1
at Notre Dame	0	0	0	0	0	0	0	2
at Purdue	2	0	2	0	0	0	0	0
ILLINOIS	0	1	1	0	0	0	0	0

GIBSON'S CAREER STATS

Year	Tackles				TFL	Yds	PD	FF	FR	Blkd	Int	Yds
	G	UA	A	Total								
2012	12	7	2	9	2.5	6	0	0	0	0	0	0
2013	12	11	11	22	7.0	25	2	0	0	0	0	0
2014	11	11	3	14	3.0	19	0	1	2	0	0	0
TOTALS	35	29	16	45	12.5	50	2	1	2	0	0	0

MARK
GOROGIANIS

6-0 • 190 • Sophomore
Wide Receiver
Lombard, Ill.
Montini Catholic

24



2014

Did not see action.

PERSONAL

Born Mark Christopher Gorogianis ... Son of Mark and Kathy Gorogianis ... High school teammate of former NU superback Doug Diedrick ... Competed against NU quarterback Matt Alviti ... Major is undeclared.

NATE
HALL

6-2 • 210 • RS Freshman
Linebacker
Toledo, Ohio
Southview

32

2014

Redshirted his freshman season.

PERSONAL

Born Nathan Michael Hall ... Son of James and Lori Hall ... Brother of former NU safety Jimmy Hall ... Chose Northwestern over Pitt, Toledo, Harvard and Yale ... Majoring in Learning and Organizational Change.

CHAD
HANAOKA

5-10 • 180 • Sophomore
Wide Receiver
Honolulu, Hawaii
'Iolani School

83

2014

Did not see action.

PERSONAL

Born Chad Masaji Hanaoka in Honolulu, Hawaii ... Son of Wayne and Terri Hanaoka ... Majoring in biological sciences with a minor in economics ... On pre-med track.



BLAKE HANCE

6-5 • 275 • RS Freshman
Offensive Line
Jacksonville, Ill.
Jacksonville

72

2014

Redshirted his freshman season.

PERSONAL


Born Blake Andrew Hance ... Son of Ron and Theresa Hance ... Uncle (Jason Hance) played baseball at the United States Military Academy ... Attended same high school as boxing great Ken Norton ... Chose Northwestern over several other Big Ten offers as well as Vanderbilt, Missouri, Mississippi State and North Carolina State ... Major is undeclared.

2014

Game	Solo	Ast	Tot	TFL	Sacks	PBU	Int	QBH
CALIFORNIA	5	1	6	0	0	0	0	0
NORTHERN ILLINOIS	6	0	6	0	0	1	0	0
WESTERN ILLINOIS	7	3	10	0	0	0	0	0
at Penn State	4	0	4	1.0	0	2	0	0
WISCONSIN	6	2	8	0.5	0	1	0	0
at Minnesota	3	1	4	0.5	0	0	0	0
NEBRASKA	6	0	6	0	0	2	0	0
at Iowa	6	0	6	0	0	0	0	0
MICHIGAN	6	2	8	0.5	0	1	1	0
at Notre Dame	4	2	6	0	0	0	0	0
at Purdue	3	0	3	0	0	0	0	0
ILLINOIS	2	1	3	1.0	0	0	1	0

HARRIS' CAREER STATS

Year	Tackles			TFL	Yds	PD	FF	FR	Blkd	Int	Yds
	G	UA	A								
2013	12	22	14	36	0	0	5	0	0	0	0
2014	12	58	12	70	3.5	8	9	2	0	0	2
TOTALS	24	80	26	106	3.5	8	14	2	0	0	2



MATTHEW HARRIS

5-11 • 180 • Junior
Corner Back
LaGrange Highlands, Ill.
Lyons Township

27

2014

Started all 12 games at cornerback ... Tied for 13th in the Big Ten with nine pass breakups during the regular season ... Finished third on the team with 70 tackles ... Notched an interception in the final game of the season vs. Illinois ... Forced a fumble at Notre Dame ... Against Michigan, tied for team lead with eight tackles while recording his first career INT ... Led 'Cats with two pass breakups against Nebraska ... Registered eight tackles and a pass breakup vs. Wisconsin ... Matched career high with two pass breakups at Penn State ... Registered a career-best 10 tackles (seven solo) against Western Illinois ... Posted six total tackles against both Cal and Northern Illinois ... Also had a pass breakup against the Huskies ... Named NU's co-Defensive Big Playmaker at Penn State and the team's Defensive Player of the Game vs. Michigan ... Academic All-Big Ten.

PERSONAL

Born Matthew Lewis Narvell Harris ... Son of Tina Harris and the late Russell Harris Sr. ... Majoring in Learning and Organizational Change.

HARRIS' GAME-BY-GAME STATS

2013

Game	Solo	Ast	Tot	TFL	Sacks	PBU	Int	QBH
at California	0	0	0	0	0	0	0	0
SYRACUSE	0	0	0	0	0	0	0	0
WESTERN MICHIGAN	0	1	1	0	0	1	0	0
MAINE	0	1	1	0	0	0	0	0
OHIO STATE	1	0	1	0	0	0	0	0
at Wisconsin	3	2	5	0	0	0	0	0
MINNESOTA	2	2	4	0	0	0	0	0
at Iowa	1	2	3	0	0	0	0	0
at Nebraska	3	3	6	0	0	2	0	0
MICHIGAN	6	0	6	0	0	1	0	0
MICHIGAN STATE	3	3	6	0	0	0	0	0
Illinois	3	0	3	0	0	1	0	0



TRAVEON HENRY

6-1 • 220 • Senior
Safety
Lauderdale Lakes, Fla.
Pine Crest

2

2013

Started at safety in all 10 games in which he played, missing the final two weeks with an injury ... Still finished second on the defense with 73 tackles in 2014 ... Matched career high with eight assisted tackles at Notre Dame ... Collected career-high 14 tackles at Iowa and was named the team's Defensive Big Playmaker ... Wore No. 2 in that game to honor retired teammate Dwight White ... Led team with season-high 12 tackles vs. Nebraska ... Matched career high with eight solo stops in that game ... Made seven tackles including one TFL against Wisconsin ... Notched four stops at Penn State ... Recorded season-high nine tackles vs. Western Illinois ... Posted two tackles against NIU ... Made five tackles against Cal.

PERSONAL

Born Traveon Eddison Henry ... Son of Yvonne and Stafford Henry ... Brother, Travis, played football at Yale ... Attended same high school as Kevin Boothe of the New York Giants and Brandon Knight of the Detroit Pistons ... Coached by Jim Pletcher ... Learning and Organizational Change major.

HENRY'S GAME-BY-GAME STATS

2012

Game	Solo	Ast	Tot	TFL	Sacks	PBU	Int	QBH
BOSTON COLLEGE	1	1	2	0	0	0	0-0	0
SOUTH DAKOTA	1	1	2	0	0	0	0-0	0
INDIANA	3	2	5	0	0	1	0-0	0
at Penn State	0	0	0	0	0	0	0-0	0
at Minnesota	3	1	4	0	0	0	0-0	0
NEBRASKA	1	1	2	0	0	0	0-0	0
IOWA	1	1	2	0	0	0	0-0	0
at Michigan	3	0	3	0	0	0	0-0	0
at Michigan State	1	1	2	0	0	0	0-0	0
vs. Mississippi State	1	0	1	0	0	0	0-0	0

2013

Game	Solo	Ast	Tot	TFL	Sacks	PBU	Int	QBH
at California	4	2	6	0	0	0	0	0
SYRACUSE	8	0	8	0	0	0	1	0
WESTERN MICHIGAN	2	1	3	0	0	0	0	0
MAINE	7	2	9	0	0	1	0	0
OHIO STATE	4	3	7	0	0	0	0	0
at Wisconsin	6	3	9	1.0	0	0	0	0
MINNESOTA	2	5	7	1.0	0	0	0	0
at Iowa	8	2	10	0	0	0	0	0
at Nebraska	4	1	5	0	0	0	0	0
MICHIGAN	7	6	13	2.0	0	0	0	0
MICHIGAN STATE	0	0	0	0	0	0	0	0
Illinois	0	0	0	0	0	0	0	0

2014

Game	Solo	Ast	Tot	TFL	Sacks	PBU	Int	QBH
CALIFORNIA	1	4	5	0	0	0	0	0
NORTHERN ILLINOIS	1	1	2	0	0	0	0	0
WESTERN ILLINOIS	6	3	9	0	0	0	0	0
at Penn State	2	2	4	0	0	0	0	0
WISCONSIN	6	1	7	1.0	0	0	0	0
at Minnesota	1	3	4	1.0	0	0	0	0
NEBRASKA	8	4	12	0	0	0	0	0
at Iowa	6	8	14	0	0	0	0	0
MICHIGAN	3	1	4	0	0	0	0	0
at Notre Dame	4	8	12	0.5	0	0	0	0

HENRY'S CAREER STATS

Year	Tackles										
	G	UA	A	Total	TFL	Yds	PD	FF	FR	Blkd	Int
2012	10	15	8	23	0.0	0	1	0	0	0	0
2013	12	52	25	77	4.0	9	2	0	0	0	1
2014	10	38	35	73	2.5	8	0	0	0	0	0
TOTALS	32	105	68	173	6.5	17	3	0	0	0	1


**TOM
HRUBY**

6-0 • 240 • Junior
Linebacker
Crown Point, Ind.
Andrean

35

2014

Appeared in three games, primarily on special teams, beginning with his collegiate debut against Michigan.

PERSONAL

Majoring in Learning and Organizational Change.


**GODWIN
IGWEBUIKE**

6-0 • 200 • Sophomore
Safety
Pickerington, Ohio
Pickerington North

16

2014

Played in 11 games and made five starts at safety ... Tied for the team lead with three interceptions and totaled 51 tackles ... Matched career high with seven solo tackles at Notre Dame ... Registered a pass breakup at Iowa ... Tallied career-high nine tackles against Nebraska ... Made first career start vs. Wisconsin and became first NU player to intercept three passes in a game since Neil Little did so on 11/10/73 ... Named Jim Thorpe Defensive Back of the Week, Big Ten Defensive Player of the Week and Big Ten Freshman of the Week after breakthrough performance against the Badgers.

PERSONAL

Born Godwin Igwebuike ... Son of Leo and Ebony Igwebuike ... Major is Learning and Organizational Change.

2014

Game	Solo	Ast	Tot	TFL	Sacks	PBU	Int	QBH
CALIFORNIA	0	1	1	0	0	0	0	0
NORTHERN ILLINOIS	1	0	1	0	0	0	0	0
WESTERN ILLINOIS	0	1	1	0	0	0	0	0
at Penn State	3	1	4	0	0	0	0	0
WISCONSIN	7	1	8	0	0	0	3	0
at Minnesota	2	3	5	0	0	1	0	0
NEBRASKA	4	5	9	0	0	1	0	0
at Iowa	3	4	7	1.0	0	1	0	0
MICHIGAN	1	0	1	0	0	0	0	0
at Notre Dame	7	1	8	0	0	0	0	0
at Purdue	6	0	6	0	0	0	0	0

IGWEBUIKE'S CAREER STATS

Year	Tackles										
	G	UA	A	Total	TFL	Yds	PD	FF	FR	Blkd	Int
2014	11	34	17	51	1.0	3	6	0	0	0	3
TOTALS	11	34	17	51	1.0	3	6	0	0	0	3



JUSTIN JACKSON

5-11 • 185 • Sophomore
Running Back
Carol Stream, Ill.
Glenbard North

21

2014

One of four true freshmen to see the field ... Earned Honorable Mention All-Big Ten accolades from the league coaches ... Rushed for 1,187 yards and 10 touchdowns, recording the 16th 1,000-yard rushing season in program history and just the second by a freshman (Tyrell Sutton had 1,474 in 2005) ... His 98.9 yards per game were the fourth-most by a Power-5 conference freshman during the 2014 regular season and were sixth-most overall in the Big Ten ... NU's leading rusher in all 12 games, with six 100-yard rushing performances (all against Big Ten opponents and Notre Dame) ... Totaled 1,388 all-purpose yards ... Second on the team in points scored (66) ... Posted 130 yards and two TDs on 24 carries in season-finale vs. Illinois ... Also had two touchdowns at Purdue when he rushed for 147 yards, including a career-long carry of 68 yards against the Boilermakers that put him over the 1,000-yard mark for the season ... Busted a 44-yard run as part of 149-yard, one-touchdown performance at Notre Dame ... Made first career start at Iowa ... Ran for 96 yards and a touchdown against the Hawkeyes ... Put in career-high two touchdowns against Nebraska ... Ran for 100-plus yards for second straight week (106) at Minnesota ... Caught four passes for 50 yards and first career TD against the Gophers ... Had career highs with 162 yards on 33 carries against Wisconsin ... Recorded totals of 21 carries for 92 yards against Western Illinois, also scoring on a 21-yard TD rush ... Made collegiate debut against Cal, rushing for team-high 40 yards and first career touchdown against Golden Bears ... Named NU's Offensive Player of the Game vs. Western Illinois, Minnesota, Nebraska, Iowa and Purdue and offense's Big Playmaker vs. Cal.

PERSONAL

Born Justin Joseph Jackson ... Son of Phillip and Veronica Jackson ... Mother is the late Denise Jackson ... Major is undeclared.

JACKSON'S GAME-BY-GAME STATS (RECEIVING/RUSHING)

2014

Game	Rec	Yds	TD	Rush	Yds	TD
CALIFORNIA	1	4	0	8	40	1
NORTHERN ILLINOIS	2	19	0	12	52	0
WESTERN ILLINOIS	2	12	0	21	92	1
at Penn State	2	17	0	15	50	0
WISCONSIN	0	0	0	33	162	0
at Minnesota	4	50	1	23	106	0
NEBRASKA	0	0	0	22	128	2
at Iowa	2	10	0	24	96	1
MICHIGAN	4	25	0	17	35	0
at Notre Dame	1	9	0	23	149	1
at Purdue	1	9	0	23	147	2
ILLINOIS	3	46	0	24	130	2

JACKSON'S CAREER STATS

RUSHING

Year	G	Att	Yds	TD	Lg	Avg/C	Avg/G
2014	12	245	1,187	10	68	4.8	98.9
TOTALS	12	245	1,187	10	68	4.8	98.9

RECEIVING

Year	G	Rec	Yds	TD	Lg	Rec/G	Avg/C	Avg/G
2014	12	22	201	1	35	1.8	9.1	16.8
TOTALS	12	22	201	1	35	1.8	9.1	16.8



COLE JOHNSON

6-1 • 200 • Sophomore
Wide Receiver
Avon, Ind.
Avon

2014

Appeared in two games, beginning with his collegiate debut against Michigan.

PERSONAL

Born Cole Christian Johnson in Indianapolis ... Son of Reed and Shana Johnson ... Father played quarterback and baseball at the University of Evansville ... Major is undeclared.



CHRISTIAN JONES

6-3 • 230 • Senior
Wide Receiver
Houston, Texas
Westfield

14

2014

Did not see action as he rehabbed a season-ending injury sustained during training camp ... Started all 12 games at wide receiver in 2013 ... Caught 55 passes and led NU with 668 receiving yards, good for ninth in the conference with 55.7 yards per game ... Tied for team lead with four TDs ... Ranked seventh in the Big Ten with 4.5 receptions per game ... Ended the year with an active streak of 17 straight games with at least one reception ... Closed the season with a career day at Illinois, setting single-game bests for receptions (13), yards (182) and TDs (2)—both on highlight reel catches—in a 37-34 win.

PERSONAL

Born Christian Kearney Jones on 9/21/93 ... Son of Tammye Curtis-Jones and Donnell Jones ... Majoring in Learning and Organizational Change.

C. JONES' GAME-BY-GAME STATS

2011

Game	Rec	Yds	TD	Rush	Yds	TD	PR	Yds
at Boston College	2	39	0	0	0	0	0	0
EASTERN ILLINOIS	0	0	0	0	0	0	0	0
at Army	1	19	0	0	0	0	0	0
at Illinois	0	0	0	0	0	0	0	0
MICHIGAN	3	68	0	0	0	0	0	0
at Iowa	2	16	0	0	0	0	0	0
PENN STATE	3	20	0	0	0	0	0	0
at Indiana	0	0	0	0	0	0	0	0
at Nebraska	0	0	0	0	0	0	0	0
RICE	1	5	0	0	0	0	0	0



NORTHWESTERN PLAYER BIOS

VISIT NUSPORTS.COM FOR COMPLETE PLAYER BIOGRAPHIES

2012

Game	Rec	Yds	TD	Rush	Yds	TD	PR	Yds
at Syracuse	3	34	1	0	0	0	0	0
VANDERBILT	2	15	0	0	0	0	0	0
BOSTON COLLEGE	4	38	0	0	0	0	0	0
SOUTH DAKOTA	2	20	0	0	0	0	0	0
INDIANA	4	68	0	0	0	0	0	0
at Penn State	3	16	0	0	0	0	0	0
at Minnesota	0	0	0	0	0	0	0	0
NEBRASKA	2	5	0	0	0	0	0	0
IOWA	1	47	1	0	0	0	0	0
at Michigan	5	61	0	0	0	0	0	0
at Michigan State	3	39	0	0	0	0	0	0
ILLINOIS	1	30	0	0	0	0	0	0
vs. Mississippi State	5	39	0	0	0	0	0	0

2013

at California	5	94	0	0	0	0	0	0
SYRACUSE	3	35	1	0	0	0	0	0
WESTERN MICHIGAN	5	60	1	0	0	0	0	0
MAINE	2	34	0	0	0	0	0	0
OHIO STATE	2	34	0	0	0	0	0	0
at Wisconsin	4	49	0	0	0	0	0	0
MINNESOTA	5	53	0	0	0	0	0	0
at Iowa	2	22	0	0	0	0	0	0
at Nebraska	2	8	0	0	0	0	0	0
MICHIGAN	7	54	0	0	0	0	0	0
MICHIGAN STATE	3	43	0	0	0	0	0	0
Illinois	13	182	2	0	0	0	0	0

2014

Redshirted 2014 season

C. JONES' CAREER STATS

RECEIVING

Year	G	Rec	Yds	TD	Lg	Rec/G	Avg/C	Avg/G
2011	13	16	195	0	39	1.2	12.2	15.0
2012	13	35	412	2	47	2.5	11.8	31.1
2013	12	54	668	4	36	4.5	12.3	55.6
TOTALS	26	51	607	2	47	1.9	11.9	23.3



JOSEPH JONES

6-1 • 225 • Junior
Linebacker
Plano, Ill.
Plano

42

2014

Appeared in six games ... Recorded five tackles.

PERSONAL

Born Joseph Edwin Jones ... Son of Joseph Jones and Shawn-Daria and Daniel Dowd ... Father Joseph was a hurdler at Purdue ... Majoring in communication studies and economics.



DANIEL KUBIUK

6-1 • 195 • RS Freshman
Quarterback
Barrington, Ill.
Barrington

17

2014

Did not see any action.

PERSONAL

Born Daniel R. Kubiuk in Elgin, Ill. ... Son of Carl and Susan Kubiuk ... Sister, Mary, played for four years on the Yale women's soccer team ... Played varsity baseball at BHS for Dan Pohlman, a 2004 Northwestern baseball alum ... Major is undeclared.



GREG KUCHAR

6-3 • 310 • Junior
Defensive Line
Concord Township, Ohio
St. Edward

93

2014

Started 10 games before suffering a season-ending lower body injury at Notre Dame ... Totaled 29 tackles on the year with 2.0 TFLs ... Registered career-high eight tackles at Minnesota ... Posted three tackles for the third time in four games against Wisconsin ... Notched first TFL at Penn State ... Collected his first career fumble recovery against Western Illinois ... Tallied three tackles against NIU ... Made first career start against Cal ... Made two solo tackles against Golden Bears ... Named NU's Defensive Player of the Game vs. Cal and Defensive Big Playmaker vs. Minnesota.

PERSONAL

Born Gregory Richard Kuhar ... Son of Laurie and Kevin Kuhar ... Brother, Ben, is a Northwestern graduate who competed for four years as a heavy-weight on the NU wrestling team ... Majoring in Learning and Organizational Change.

KUHAR'S CAREER STATS

Year	Tackles				TFL	Yds	PD	FF	FR	Blkd	Int	Yds
	G	UA	A	Total								
2013	6	5	3	8	0	0	0	0	0	0	0	0
2014	10	14	15	29	2.0	5	0	0	1	0	0	0
TOTALS	16	19	18	37	2.0	5	0	0	1	0	0	0



TYLER LANCASTER

6-3 • 295 • Sophomore
Defensive Line
Romeoville, Ill.
Plainfield East

67

2014

Made collegiate debut against Cal, but was hampered by injury the rest of the season.

PERSONAL

Born Tyler Coatney Lancaster ... Son of Brad and Bonnie Lancaster ... Major is undeclared.



WARREN LONG

6-0 • 205 • Junior
Running Back
Union City, Calif.
James Logan

13

2014

Appeared in nine games this season ... Caught career-high two passes for 18 yards and ran in a critical two-point conversion at Notre Dame ... Ran for a career-high 55 yards on personal-best 11 carries at Iowa ... Posted previous career highs in rushing attempts (nine) and rushing yards (49) at Penn State.

PERSONAL

Born Warren Miles Long ... Son of Warren Long and Jose Valdez-Long ... Majoring in communication studies.

LONG'S CAREER STATS

RUSHING

Year	G	Att	Yds	TD	Lg	Avg/C	Avg/G
2013	7	14	56	0	13	4.0	8.0
2014	11	30	123	0	21	4.1	11.2
TOTALS	18	44	179	0	21	4.1	9.9

RECEIVING

Year	G	Rec	Yds	TD	Lg	Rec/G	Avg/C	Avg/G
2013	7	1	3	0	3	0.1	3.0	0.4
2014	11	5	26	0	11	0.5	5.2	2.4
TOTALS	18	6	29	0	11	0.3	4.8	1.6



DEAN LOWRY

6-6 • 280 • Junior
Defensive Line
Rockford, Ill.
Boylan

94



2013

Honorable Mention All-Big Ten honoree by league coaches ... Started all 12 games at defensive end and totaled 41 tackles, ranking second on the defense with 8.0 TFLs ... Matched career high with six tackles against Illinois, adding a PBU and a QB hurry ... Also had six stops at Notre Dame ... Tallied 1.5 TFL and forced a fumble at Notre Dame ... Had five tackles, including 1.0 TFL at Minnesota ... Collected 1.5 TFL and a pass breakup from DE spot at Penn State ... Showed versatility against Western Illinois by assuming the starting DT position and finished with four tackles, one sack and two pass breakups ... Posted five tackles and a half-sack against NIU ... Recorded one sack in season-opener vs. Cal ... Named NU's Defensive Player of the Game vs. Northern Illinois and the Defensive Big Playmaker vs. Notre Dame ... Academic All-Big Ten.

PERSONAL

Born Dean Vincent Lowry ... Son of Margaret and John Lowry ... Played against classmate Dan Vitale in high school ... Majoring in economics.

LOWRY'S GAME-BY-GAME STATS

2012

Game	Solo	Ast	Tot	TFL	Sacks	PBU	Int	QBH
at Syracuse	0	0	0	0.0-0	0.0-0	0	0-0	1
VANDERBILT	1	1	2	0.0-0	0.0-0	0	0-0	1
BOSTON COLLEGE	0	1	1	0.0-0	0.0-0	0	0-0	0
SOUTH DAKOTA	0	2	2	0.0-0	0.0-0	0	0-0	0
INDIANA	3	0	3	0.0-0	0.0-0	1	0-0	1
at Penn State	2	0	2	1.0-1	0.0-0	0	0-0	0
at Minnesota	0	0	0	0.0-0	0.0-0	0	0-0	0
NEBRASKA	1	1	2	1.0-10	0.0-0	0	0-0	1
IOWA	0	0	0	0.0-0	0.0-0	0	0-0	0
at Michigan	0	0	0	0.0-0	0.0-0	0	0-0	0
at Michigan State	1	0	1	1.0-11	1.0-11	0	0-0	1
ILLINOIS	0	0	0	0.0-0	0.0-0	0	0-0	1
vs. Mississippi State	1	0	1	0.0-0	0.0-0	0	0-0	0

2013

Game	Solo	Ast	Tot	TFL	Sacks	PBU	Int	QBH
at California	1	1	2	1.0	1.0	1	0	0
SYRACUSE	4	0	4	1.0	0	1	1	0
WESTERN MICHIGAN	0	0	0	0	0	1	0	2
MAINE	1	1	2	1.0	1.0	0	1	0
OHIO STATE	5	1	6	0	0	0	0	0
at Wisconsin	2	0	2	0	0	0	0	0
MINNESOTA	1	2	3	0.5	0	0	0	0
at Iowa	1	1	2	0	0	0	0	0
at Nebraska	DNP-I							
MICHIGAN	2	1	3	1.0	1.0	0	0	0
MICHIGAN STATE	2	2	4	1.0	0	0	0	0
Illinois	3	2	5	1.5	1.5	0	0	0

2014

Game	Solo	Ast	Tot	TFL	Sacks	PBU	Int	QBH
CALIFORNIA	1	0	1	1.0-6	1.0-6	0	0-0	0
NORTHERN ILLINOIS	3	2	5	0.5-1	0.5-1	0	0-0	0
WESTERN ILLINOIS	2	2	4	1.0-6	1.0-6	2	0-0	1
at Penn State	1	1	2	1.5-2	1.0-1	1	0-0	0
WISCONSIN	1	0	1	0.0-0	0.0-0	1	0-0	0
at Minnesota	3	2	5	1.0-1	0.0-0	0	0-0	0
NEBRASKA	1	3	4	0.0-0	0.0-0	1	0-0	0
at Iowa	2	1	3	1.0-10	0.0-0	0	0-0	0
MICHIGAN	3	0	3	0.0-0	0.0-0	1	0-0	0
at Notre Dame	3	3	6	1.5-4	0.0-0	0	0-0	0
at Purdue	0	1	1	0.5-4	0.5-4	1	0-0	0
ILLINOIS	5	1	6	1.0-2	0.0-0	1	0-0	1

LOWRY'S CAREER STATS

Year	Tackles				TFL	Yds	PD	FF	FR	Blkd	Int	Yds
	G	UA	A	Total								
2012	13	9	5	14	3.0	22	1	0	1	0	0	0
2013	11	22	11	33	7.0	50	3	2	1	0	2	35
2014	12	25	16	41	8.0	26	8	1	0	0	0	0
TOTALS	36	56	32	88	18.0	98	14	3	2	0	2	35

ERIC
LUTZEN

6-6 • 250 • RS Freshman
Superback
Pewaukee, Wis.
Pewaukee

46

2014

Redshirted his first year in Evanston.

PERSONAL

Born Eric Taylor Lutzen in Waukesha, Wis. ... Son of Bill and Sharon Lutzen ... Chose Northwestern over Minnesota State and Wayne State University ... Majoring in mechanical engineering.

CONNOR
MAHONEY

6-4 • 290 • Junior
Offensive Line
Malvern, Pa.
Malvern

68

2014

Appeared in all 12 games as sophomore, contributing on special teams and in goalline and short-yardage situations ... Moved from defensive line to offensive line in spring practice.

PERSONAL

Born Connor F. Mahoney ... Son of Teri and Regan Mahoney ... Majoring in Learning and Organizational Change.

JARED
McGEE

6-1 • 220 • RS Freshman
Safety
Mansfield, Texas
Mansfield Legacy

41

2014

Redshirted during his freshman season.

PERSONAL

Born Jared Allen McGee in Fort Worth ... Son of Mark and Kimberlee McGee ... Chose Northwestern over Navy and UT-San Antonio ... Major is undeclared.

MIKE
McHUGH

6-3 • 200 • Junior
Wide Receiver
Kirkwood, Mo.
Kirkwood

6

2013

Appeared in 11 games with one start ... Hauled in nine passes for 115 yards on the year ... Averaged 12.8 yards per catch.

PERSONAL

Born Michael Colin McHugh ... Son of Mary and Patrick McHugh ... Attended same high school as former Wildcat Darren Drexler and NFL players Jeremy Maclin, Mike McNeal, Alvin Miller and Marcus Harris ... Father played soccer at Missouri State ... Majoring in Learning and Organizational Change.

MARCUS
McSHEPARD

5-11 • 195 • Sophomore
Cornerback
University Heights, Ohio
Cleveland Heights

17

2013

Appeared in seven games ... Registered five solo tackles throughout the season ... Made first career start at Purdue.

PERSONAL

Born Marcus A. McShepard ... Son of Maurice and Lisa Board-McShepard ... Attended same high school that produced NU and NFL defensive line great Barry Cofield ... Majoring in Learning and Organizational Change.



SHANE MERTZ

6-8 • 310 • Senior
Offensive Line
Hazlet, N.J.
Raritan

70

2014

Appeared in four of the final five games of the season ... Academic All-Big Ten ... Big Ten Distinguished Scholar.

PERSONAL

Born Shane Russell Mertz on 6/23/93 ... Son of Joann and Harold Mertz ... Majoring in economics.



MATT MICUCCI

5-11 • 185 • Junior
Place-kicker/Punter
Lake Zurich, Ill.
Stevenson

33

2014

Did not appear in any games.

PERSONAL

Born Matthew Paul Micucci ... Son of Dan and Susan Micucci ... Participated in numerous community outreach initiatives, including organizing two "Kicks Against Cancer" events to raise over \$10000 for American Cancer Society and taking a 10-day Mission Trip to Los Angeles to contribute to soup kitchens and Habitat for Humanity ... Attended same high school as New York Jets head coach Rex Ryan and tennis star Andrea Jaeger ... Majoring in mechanical engineering.



JACK MITCHELL

6-3 • 210 • Junior
Place-kicker
Lake Zurich, Ill.
Stevenson

8

2014

Earned starting place-kicker duties in training camp after never having played in a game prior to this season ... Converted 14-of-18 field goal attempts -- ranking fifth in the Big Ten with a 77.8 percentage -- and was 26-of-28 on PATs ... Team leader in points scored with 68 ... Kicked a 34-yard field goal in season-finale vs. Illinois ... Drilled career-high five PATs at Purdue ... Named Big Ten Special Teams Player of the Week on Nov. 17 following win at Notre Dame ... Converted four field goals, including a career-long 46-yard blast and a game-winning 41-yard kick in overtime against

the Fighting Irish, despite entering the game without having made a field goal longer than 29 yards in his career ... Collected career-high 15 points in win over the Irish ... Netted 29-yard field goal against Nebraska ... Drilled career-high two field goals and netted eight points against Wisconsin ... Also handled kickoff responsibilities, averaging 57.9 yards and adding 19 touchbacks ... Named NU's Special Teams Player of the Week against Cal, Wisconsin and Notre Dame.

PERSONAL

Born John Stewart Mitchell ... Son of Trey and Sarah Mitchell ... Born in Washington, D.C. before relocating to San Diego ... Also an outfielder for Northwestern's baseball team for the 2013 season ... Attended same high school as former NFL safety John Lynch ... Majoring in economics.

MITCHELL'S GAME-BY-GAME STATS

Game	FGM-FGA	Lg	Blkd
CALIFORNIA	1-1	24	0
NORTHERN ILLINOIS	0-0	0	0
WESTERN ILLINOIS	1-1	28	0
at Penn State	1-2	23	0
WISCONSIN	2-2	22	0
at Minnesota	1-1	19	0
NEBRASKA	1-1	29	0
at Iowa	0-0	0	0
MICHIGAN	1-2	21	0
at Notre Dame	4-5	46	0
at Purdue	1-2	32	0
ILLINOIS	1-1	34	0

MITCHELL'S CAREER STATS

FIELD GOALS

Year	G	Made	Att.	Lg	Pct
2014	12	14	18	46	77.8
TOTALS	12	14	18	46	77.8

SCORING

Year	G	PAT	FG	Total	Avg/G
2014	12	26-28	14-18	68	5.7
TOTALS	12	26-28	14-18	68	5.7



GEOFF MOGUS

6-5 • 305 • Senior
Offensive Line
Lorain, Ohio
St. Edward

53

2014

Started all 12 games at left guard ... Helped offense gain season-high 547 yards in overtime victory at Notre Dame ... Aided running back Justin Jackson in gaining over 1,100 yards for the season, including a career-high 162 yards against Wisconsin.

PERSONAL

Born Geoff Anthony Mogus ... Son of Annette Mogus and Geoff Mogus ... Majoring in economics.



HUNTER NISWANDER

6-5 • 230 • Sophomore
Punter/Place-kicker
Peninsula, Ohio
Woodridge

32

2014

Punted five times on the year while backing up Chris Gradone ... Made his collegiate debut at Iowa with a 42-yard punt ... Recorded four kicks with a long of 43 against Michigan.

PERSONAL

Born James Hunter Niswander ... Son of Scott and Andree Niswander ... Majoring in Learning and Organizational Change.



BRAD NORTH

6-2 • 280 • Sophomore
Offensive Line
Allen, Texas.
Allen

69

2014

Appeared in three games, beginning with his collegiate debut in NU's upset win over Notre Dame.

PERSONAL

Born Bradley Addison North ... Son of Ron and Kristen Kinnard ... Attended same high school as J.D. Walton, center for the Denver Broncos ... Competed alongside fellow signee Tyler Lancaster in the Offense-Defense All-American Bowl ... Major is undeclared.



TOMMY ODELL

5-11 • 200 • Sophomore
Defensive Back
River Forest, Ill.
Oak Park-River Forest

48

2013

Appeared in seven games and contributed defensively and on special teams.

PERSONAL

Born Thomas Michael Odell in River Forest, Ill. ... Son of Timothy and Kelly Odell ... Father and uncle each played in the NFL for two seasons ... Majoring in mechanical engineering.



IFEADI ODENIGBO

6-3 • 240 • Junior
Defensive End
Centerville, Ohio
Centerville

7

2014

Played primarily as a third-down pass-rush specialist and increased his career totals to 8.5 sacks and 9.5 TFLs on 20.0 career tackles ... Saw time in all 12 games ... Recorded career-high two assisted tackles at Notre Dame ... Deflected pass that led to Jimmy Hall's interception against Wisconsin ... Collected third sack of the season at Penn State ... Against Western Illinois, became just the fourth player in Big Ten history, and the first since Iowa's Bob Sanders in 2003, to record three forced fumbles in the same game ... Finished with three tackles, 2.0 sacks and one fumble recovery against the Leathernecks ... Two tackles against NIU ... Credited with a QB hurry against Cal ... Named NU's Defensive Player of the Game vs. Western Illinois.

PERSONAL

Born Ifeadi Kachakwu Anthony Odenigbo ... Son of Linda and Thomas Odenigbo ... First member of his family born in the United States ... Middle of three children ... Attended same high school as A.J. Hawk and Mike Nugent of the NFL and ESPN's Kirk Herbstreit ... Majoring in economics.

ODENIGBO'S GAME-BY-GAME STATS

2013

Game	Solo	Ast	Tot	TFL	Sacks	PBU	Int	QBH
at California	1	0	1	1.0	1.0	0	0	0
SYRACUSE	0	0	0	0	0	0	0	0
WESTERN MICHIGAN	0	0	0	0	0	0	0	1
MAINE	1	0	1	0	0	0	0	0
OHIO STATE	0	0	0	0	0	0	0	1
at Wisconsin	1	0	1	1.0	1.0	0	0	0
MINNESOTA	1	0	1	1.0	1.0	0	0	0
at Iowa	1	0	1	1.0	0	0	0	0
at Nebraska	1	1	2	1.0	1.0	0	0	0
MICHIGAN	0	1	1	0.5	0.5	0	0	0
MICHIGAN STATE	1	0	1	1.0	1.0	0	0	0
Illinois	0	0	0	0	0	1	0	0

2014

Game	Solo	Ast	Tot	TFL	Sacks	PBU	Int	QBH
CALIFORNIA	0	1	1	0	0	0	0	1
NORTHERN ILLINOIS	1	1	2	0	0	0	0	0
WESTERN ILLINOIS	3	0	3	2.0	2.0	0	0	1
at Penn State	2	0	2	1.0	1.0	0	0	0
WISCONSIN	0	0	0	0	0	0	0	0
at Minnesota	0	0	0	0	0	0	0	0
NEBRASKA	0	0	0	0	0	0	0	0
at Iowa	0	0	0	0	0	0	0	0
MICHIGAN	0	1	1	0	0	0	0	0
at Notre Dame	0	2	2	0	0	0	0	1
at Purdue	0	0	0	0	0	0	0	0
ILLINOIS	0	0	0	0	0	0	0	0

ODENIGBO'S CAREER STATS

		Tackles										
Year	G	UA	A	Total	TFL	Yds	PD	FF	FR	Blkd	Int	Yds
2013	12	7	2	9	6.5	41	1	0	1	0	0	0
2014	12	6	5	11	3.0	21	0	3	1	0	0	0
TOTALS	25	13	7	20	9.5	62	1	3	1	0	0	0

38



ARTHUR OMILIAN

5-11 • 180 • Junior
Place-kicker
Atlanta, Ga.
Pace Academy



2014

Appeared in one game against Northern Illinois ... Academic All-Big Ten.

PERSONAL

Born Arthur M. Omilian on 2/15/93 ... Son of Marek and Marzanna Omilian ... Dual citizenship in Canada and Poland ... In 2013, named a winner of NU's Irving Kabiller Memorial Award, allowing him to pursue his professional interest in advanced statistics and attend the annual MIT Sloan Sports Analytics Conference ... Majoring in industrial engineering.

99



BEN OXLEY

6-6 • 260 • RS Freshman
Defensive Line
Avon Lake, Ohio
Avon Lake

2014

Redshirted during his freshman season.

PERSONAL

Born Benjamin David Oxley ... Son of Kevin and Deb Oxley ... Brother, Sean Oxley, played football at Notre Dame ... Major is undeclared.

10



ZACK OLIVER

6-4 • 240 • Senior
Quarterback
Baton Rouge, La.
Catholic

2014

Played in four games while backing up senior Trevor Siemian ... Made his first career start in season-finale vs. Illinois following an injury to Siemian, completing 23-of-38 passes for 221 yards (all career bests) and one touchdown ... Came on in relief of Siemian in the second quarter at Purdue and tallied 108 yards of total offense in a 38-14 Wildcats victory ... Ran for first career touchdown in that game ... Threw a career-long 54-yard touchdown pass in the fourth quarter against Northern Illinois, on just his sixth career pass attempt ... Academic All-Big Ten.

PERSONAL

Born Zachary Douglas Oliver ... Son of Barbara Oliver and Dennis Oliver ... Brother, Brian, plays football for Henderson State ... Communication studies major.

OLIVER'S CAREER STATS

PASSING

Year	G	Cmp	Att	Int	Yds	TD	Lg	Pct	Avg/G	Eff.
2012	3	2	2	0	14	0	13	100.0	4.7	158.8
2013	5	0	2	1	0	0	0	0.0	0.0	-100.0
2014	4	30	57	3	367	2	54	52.6	91.8	107.8
TOTALS	12	32	61	4	381	2	54	52.5	31.8	102.6

76



ERIC OLSON

6-6 • 285 • Junior
Offensive Line
Sudbury, Mass.
Buckingham Browne & Nichols

2014

Played in 11 games with nine starts at right tackle ... Missed the final game of the season due to injury ... Aided running back Justin Jackson in gaining over 1,100 yards for the year and a career-high 162 yards against Wisconsin ... Academic All-Big Ten.

PERSONAL

Born Eric McVier Olson ... Son of Susan and Steve Olson ... Originally anticipated playing college basketball until transferring to prep school ... Majoring in learning and organizational change.



IAN PARK

6-4 • 290 • Junior
Offensive Line
Pittsburgh, Pa.
Upper St. Clair

63

2014

Played in 11 of 12 games ... Saw regular time as a reserve at guard and on special teams in 2014.

PERSONAL

Born Ian Sang Park ... Son of Lisa and Chong Park ... Older brother, Alex, plays quarterback at Dartmouth College ... Attended same high school as Sean Lee of the Dallas Cowboys, Iowa head coach Kirk Ferentz, former NFL head coach Todd Haley and former MLB all-star Sean Casey ... Majoring in communication studies.



JAYLEN PRATER

6-0 • 240 • Junior
Linebacker
Hamden, Ohio
Wellston

51

2014

Appeared in nine games, contributing both defensively and on special teams ... Credited with four tackles ... Academic All-Big Ten ... Big Ten Distinguished Scholar.

PERSONAL

Born Jaylen Tyler Prater ... Son of Michelle and Curt Prater ... Majoring in Learning and Organizational Change.



ANTHONY PIERCE-ADAMS

6-0 • 210 • RS Freshman
Linebacker
Chicago, Ill.
De La Salle Institute

46

2014

Redshirted his freshman season.

PERSONAL

Born Anthony Michael Pierce-Adams in Chicago ... Son of Andre and Adrienne Adams ... Also studies the alto saxophone and coaches youth football and basketball ... Major is undeclared.



JAMES PRATHER

6-4 • 240 • RS Freshman
Defensive Line
Memphis, Tenn.
Memphis University H.S.

50

2014

Redshirted his freshman year.

PERSONAL

Born James Porter Prather in Memphis, Tenn. ... Son of John and Hermenia Prather ... Attended same high school that produced Fred Smith, founder and CEO of FedEx ... Chose Northwestern over Navy, UConn, Northern Illinois, Memphis and Richmond ... Major is undeclared.



KENTON PLAYKO

6-5 • 295 • Junior
Offensive Line
Lewis Center, Ohio
Olentangy

77

2014

Appeared in seven games, contributing primarily on special teams.

PERSONAL

Born Kenton Alan Playko ... Son of Shan-ni and Richard Playko ... Majoring in communication studies and economics.



CAMERON QUEIRO

6-1 • 230 • RS Freshman
Linebacker
Verona, N.J.
Bergen Catholic

53

2014

Redshirted his freshman year.

PERSONAL

Born Cameron Chandler Queiro ... Son of Kim and Henry Queiro ... Joins brother Kyle Queiro and former high school teammates Cameron and Garrett Dickerson on the NU roster ... Major is undeclared.



KYLE QUEIRO

6-3 • 200 • Sophomore
Defensive Back
Verona, N.J.
Bergen Catholic

21

2014

Appeared in all 12 games and made his first collegiate start in the season finale against Illinois ... Tallied a career-high five tackles, including four solo stops against Northern Illinois.

PERSONAL

Born Kyle Christian Queiro ... Son of Kim and Henry Queiro ... Joins brother Cameron Queiro and former high school teammates Cameron and Garrett Dickerson on the NU roster ... Majoring in Learning and Organizational Change.



HEATH REINEKE

6-3 • 230 • RS Freshman
Defensive Line
Ashland, Ohio
Ashland

58

2014

Redshirted his freshman year.

PERSONAL

Born Heath John Purdy Reineke in Ashland, Ohio ... Son of William and Michelle Reineke ... Chose Northwestern over Toledo, Columbia and Fordham ... Major is undeclared.



C.J. ROBBINS

6-5 • 295 • Senior
Defensive Line
Peru, Ill.
LaSalle-Peru

90

2014

Played in 11 games and made eight starts ... Recorded 13 tackles with 2.5 TFLs and two pass breakups ... Assisted on a pair of tackles at Notre Dame ... Posted career-high three tackles in second consecutive game against Nebraska ... Secured three tackles at Minnesota ... Had 1.0 TFL and blocked a field goal attempt against the Nittany Lions ... Made first career start against Cal and made two tackles.

PERSONAL

Born Cameron Douglas Robbins Jr. on 7/2/93 ... Son of Cameron and Stacey Robbins ... Sister, Jazzmyne, played volleyball at the University of St. Francis (Ill.) ... Majoring in communication studies.

ROBBINS' CAREER STATS

Year	Tackles										
	G	UA	A	Total	TFL	Yds	PD	FF	FR	Blkd	Int
2013	12	1	2	3	0.5	5	1	0	0	0	0
2014	11	4	9	13	1.0	3	2	0	0	1	0
TOTALS	23	15	11	16	1.5	8	3	0	0	1	0



JOSH ROBERTS

6-1 • 215 • Sophomore
Linebacker
Wamego, Kan.
Rock Creek


49

2014

Made collegiate debut at Iowa ... Also appeared in win against Purdue ... Credited with one tackle.

PERSONAL

Born Joshua Daniel Roberts in Kansas City, Mo. ... Son of Mark and Laurie Roberts ... Chose Northwestern over Oklahoma and Baylor ... Majoring in industrial engineering.... Majoring in industrial engineering.



CHRISTIAN SALEM

6-3 • 195 • Sophomore
Wide Receiver
Santa Monica, Calif.
Santa Monica

2

2014

Appeared in 10 games as Northwestern's place-holder ... Helped place-kicker Jack Mitchell score a team-high 68 points.

PERSONAL

Born Christian Salem ... Son of George and Susan Salem ... Majoring in economics.



ANDREW SCANLAN

6-2 • 210 • Junior
Wide Receiver
Royersford, Pa.
Spring Ford

82

2014

Appeared in 10 contests, contributing both on offense and on special teams ... Caught first career pass at Minnesota.

PERSONAL

Born Andrew Jovan Scanlan ... Son of Tara Scanlan and Lamont Suber ... Majoring in communication studies.



TROY SHEPPARD

5-10 • 170 • Junior
Defensive Back
Joliet, Ill.
Providence Catholic

47

2013

Appeared in the game against Michigan, making his collegiate debut.

PERSONAL

Born Troy C. Sheppard ... Son of Larry and Andrea Sheppard ... Father played with Boston Breakers and Chicago Blitz of USFL ... Played alongside former Wildcats teammates Patrick Ward and Tim Hanrahan at Providence Catholic ... Major is psychology.



MILES SHULER

5-10 • 180 • Senior
Wide Receiver
Long Branch, N.J.
Long Branch

5

2014

Played in the first eight games of the year, with seven starts at wideout, before missing the final four with a hand injury ... Totaled 23 receptions for 190 yards (8.3 yards per catch) in first season of action with the Wildcats ... Also had 10 kickoff returns for 198 yards ... Caught career-high six passes for personal-best 60 yards at Minnesota ... Scored on a 16-yard reverse run against Wisconsin ... Against Penn State, recorded a 42-yard first-quarter punt return on his first attempt of the season ... Caught two passes for 18 yards against the Nittany Lions ... Five catches for 37 yards against Northern Illinois ... Two grabs for 27 yards in his NU debut vs. Cal ... Named NU's Special Teams Player of the Week against Penn State.



PRIOR TO NORTHWESTERN

Sat out the 2013 season after transferring to Northwestern following two years at Rutgers ... Played in 20 games for the Scarlet Knights during the 2011 and 2012 seasons, catching six passes for 42 yards and adding one punt return for 23 yards ... Arrived at Rutgers as a four-star recruit and ranked the No. 16 wide receiver nationally in his class ... Three-year starter at quarterback, cornerback and safety at Long Branch High School ... 2011 U.S. Army All-America game participant ... New Jersey state champion in the 100-meter dash and indoor 55-meter dash for Long Branch track team, recording the second-fastest 55-meter time in the nation for a high school sprinter as a junior.

SHULER'S CAREER STATS (AT NORTHWESTERN)

RUSHING

Year	G	Att	Yds	TD	Lg	Avg/C	Avg/G
2014	8	6	24	1	16	4.0	3.0
TOTALS	8	6	24	1	16	4.0	3.0

RECEIVING

Year	G	Rec	Yds	TD	Lg	Rec/G	Avg/C	Avg/G
2014	8	23	190	0	22	2.9	8.3	23.8
TOTALS	8	23	190	0	22	2.9	8.3	23.8



DREW SMITH

6-1 • 220 • Senior
Linebacker
Cincinnati, Ohio
Colerain

55

2014

Played in all 12 games with seven starts at linebacker ... Collected 37 tackles with 4.5 TFLs ... Ended the season with a career-best eight tackles vs. Illinois, adding a PBU ... Notched four tackles at Purdue ... Had three tackles and a fumble recovery vs. Michigan ... Recorded six tackles against Nebraska ... Tallied two tackles against Wisconsin ... Picked up first sack of the season at Penn State ... Collected three tackles against Cal.

PERSONAL

Born Andrew Ward Smith III on 8/4/93 ... Son of Andrew Smith and Zenith Strum ... Majoring in communication studies.

SMITH'S GAME-BY-GAME STATS

2012

Game	Solo	Ast	Tot	TFL	Sacks	PBU	Int	QBH
at Syracuse	1	0	1	0.0-0	0.0-0	1	0-0	2
VANDERBILT	2	0	2	0.0-0	0.0-0	0	0-0	0
BOSTON COLLEGE	0	0	0	0.0-0	0.0-0	0	0-0	0
SOUTH DAKOTA	0	2	2	0.0-0	0.0-0	0	0-0	0
INDIANA	0	0	0	0.0-0	0.0-0	0	0-0	0
at Penn State	0	0	0	0.0-0	0.0-0	0	0-0	0
at Minnesota	0	0	0	0.0-0	0.0-0	0	0-0	0
NEBRASKA	1	0	1	1.0-9	1.0-9	0	0-0	0
IOWA	0	0	0	0.0-0	0.0-0	0	0-0	0
at Michigan	1	1	2	0.0-0	0.0-0	0	0-0	0
at Michigan State	3	1	4	1.5-9	1.0-7	0	0-0	0
ILLINOIS	3	2	5	0.5-1	0.0-0	0	0-0	0
vs. Mississippi State	0	0	0	0.0-0	0.0-0	0	0-0	0

88

2013

Game	Solo	Ast	Tot	TFL	Sacks	PBU	Int	QBH
at California	4	2	6	1.0	0	0	0	0
SYRACUSE	2	0	2	1.0	0	0	0	0
WESTERN MICHIGAN	5	0	5	0	0	0	0	0
MAINE	0	1	1	0	0	0	0	2
OHIO STATE	1	1	2	0	0	0	0	0
at Wisconsin	0	0	0	0	0	0	0	0
MINNESOTA	3	0	3	1.0	0	0	0	0
at Iowa	1	1	2	0	0	0	0	0
at Nebraska	1	3	4	0	0	0	0	0
MICHIGAN	0	1	1	0.5	0	0	0	1
MICHIGAN STATE	1	1	2	1.0	0	0	0	0
ILLINOIS	0	3	3	0	0	0	0	0

2014

Game	Solo	Ast	Tot	TFL	Sacks	PBU	Int	QBH
CALIFORNIA	2	1	3	1.0	0	0	0	0
NORTHERN ILLINOIS	1	0	1	0	0	0	0	0
WESTERN ILLINOIS	2	0	2	0	0	0	0	0
at Penn State	1	0	1	1.0	1.0	0	0	0
WISCONSIN	1	1	2	0	0	0	0	0
at Minnesota	1	1	0	0	0	0	0	0
NEBRASKA	3	3	6	0	0	0	0	1
at Iowa	2	0	2	1.0	0	0	0	0
MICHIGAN	3	0	3	1.0	0	0	0	0
at Notre Dame	2	1	3	0	0	0	0	0
at Purdue	4	0	4	0	0	0	0	0
ILLINOIS	4	4	8	0.5	0	1	0	0

SMITH'S CAREER STATS

Year	Tackles			TFL	Yds	PD	FF	FR	Blkd	Int	Yds
	G	UA	A Total								
2012	13	11	6	17	3.0	19	1	0	0	0	0
2013	12	18	13	31	4.5	13	0	0	0	0	0
2014	12	26	11	37	4.5	19	1	0	1	0	0
TOTAL	37	55	30	85	12.0	51	2	0	1	0	0



MARK SZOTT

6-4 • 260 • Senior
Superback
Naperville, Ill.
Waubonsie Valley

85

2013

Appeared in all 12 games for the 'Cats as a superback and on special teams ... Caught a pair of passes, including one for a season-high 22 yards in a win at Penn State ... Academic All-Big Ten.

PERSONAL

Born Mark Joseph Szott ... Son of Gary and Rose Szott ... Cousin is former Northwestern and current Seattle Mariners pitcher J.A. Happ ... Father played basketball at Rockford College ... Competed against former NU men's basketball standout Drew Crawford in basketball ... Majoring in information systems.



JAYME TAYLOR

6-4 • 230 • Sophomore
Superback
The Woodlands, Texas
The Woodlands

2014

Played in all 12 games as a backup to junior Dan Vitale ... Caught nine passes on the year for a total of 45 yards, with a career-high three catches against Western Illinois and a career-long reception of 18 yards in a win over No. 17 Wisconsin ... Also caught two passes for five yards at Minnesota ... In the season-opener vs. Cal (his first career game), Taylor threw a 17-yard touchdown pass to Trevor Siemian on a QB throwback play ... Academic All-Big Ten.

PERSONAL

Born Jayme Ross Taylor ... Son of Rob and Terri Taylor ... Major is undeclared.



CLAYTON THORSON

6-4 • 210 • RS Freshman
Quarterback
Wheaton, Ill.
Wheaton North


18

2014

Redshirted his freshman season.

PERSONAL

Born Clayton James Thorson ... Son of Chad and Shauna Thorson ... Father played for the New York Giants and played collegiately for Wheaton College, where two of Chad's older brothers also competed ... Clayton competed against future NU teammates Dan Vitale, Tommy Vitale and Justin Jackson in high school, also playing AAU basketball with Jackson ... Chose Northwestern over numerous Big Ten offers (including Iowa, Penn State and Minnesota) as well as Boston College, Syracuse, Northern Illinois and Ole Miss ... Major is undeclared.



NICK VANHOOSE

6-0 • 190 • Senior
Defensive Back
Urbana, Ohio
Graham

23

2014

Named a second-team All-Big Ten performer by league media and honorable mention by coaches ... Started all 10 games in which he played, missing the final two weeks with an injury ... Ranked second in the Big Ten and 26th nationally with 1.20 passes defended per game during the regular season ... Also one of just six FBS players with three blocked kicks during the 2014 regular season (two PATs, one FG) ... Blocked a PAT attempt and returned it the length of the field for two points at Notre Dame ... Blocked a field goal attempt against Michigan ... Had seven tackles and second interception of the season at Minnesota ... Led Wildcats with nine tackles against Wisconsin ... Tied career high with three PBUs against the Badgers ... Secured six tackles at Penn State ... Against Western Illinois, matched a career high with three pass breakups and recorded his fourth career interception ... Also had seven tackles vs. WIU ... Made seven stops and blocked an extra-point attempt against NIU ... Posted six tackles against Cal ... Led Wildcats with two pass breakups in that game ... Named NU's Defensive Big Playmaker vs. Western Illinois, Penn State and Wisconsin and the Defensive Player of the Game vs. Minnesota ... Academic All-Big Ten.

PERSONAL

Born Nicholas Ray VanHoose ... Son of Roger and Lorrie VanHoose ... Majoring in communication studies.

VANHOOSE'S GAME-BY-GAME STATS

2012									
Game	Solo	Ast	Tot	TFL	Sacks	PBU	Int	QBH	
at Syracuse	8	1	9	0.0-0	0.0-0	0	0-0	0	
VANDERBILT	0	0	0	0.0-0	0.0-0	1	0-0	0	
BOSTON COLLEGE	2	0	2	0.0-0	0.0-0	1	0-0	0	
SOUTH DAKOTA	0	2	2	0.5-1	0.0-0	0	0-0	0	
INDIANA	5	1	6	0.0-0	0.0-0	0	1-0	0	
at Penn State	3	2	5	0.0-0	0.0-0	1	0-0	0	
at Minnesota	2	1	3	0.0-0	0.0-0	3	0-0	0	
NEBRASKA	4	0	4	0.0-0	0.0-0	1	0-0	0	
ILLINOIS	1	0	1	0.0-0	0.0-0	0	1-0	0	
vs. Mississippi State	1	0	1	0.0-0	0.0-0	0	1-39	0	

2013

Game	Solo	Ast	Tot	TFL	Sacks	PBU	Int	QBH
at California	6	4	10	0	0	1	0	0
SYRACUSE	4	2	6	0	0	0	1	0
WESTERN MICHIGAN	5	2	7	0	0	0	0	0
MAINE	8	4	12	1.0	0	0	0	0
OHIO STATE	3	3	6	0	0	0	1	1
at Wisconsin	7	4	11	0	0	0	0	1
MINNESOTA	2	4	6	0.5	0	0	0	1
at Iowa	9	5	14	2.0	1.0	0	1	0
at Nebraska	6	1	7	1.0	0	0	0	1
MICHIGAN	3	2	5	1.5	1.0	1	0	0
MICHIGAN STATE	3	5	8	0	0	0	0	0
ILLINOIS	6	8	14	0	0	0	0	0

2014

Game	Solo	Ast	Tot	TFL	Sacks	PBU	Int	QBH
CALIFORNIA	6	1	7	0	0	1	0	0
NORTHERN ILLINOIS	5	2	7	0	0	1	0	0
WESTERN ILLINOIS	5	2	7	0	0	3	1	0
at Penn State	6	0	6	0	0	1	0	0
WISCONSIN	8	1	9	1.0	0	3	0	0
at Minnesota	6	1	7	0	0	0	1	0
NEBRASKA	4	2	6	1.0	0	0	0	0
at Iowa	4	2	6	1.0	0	0	0	1
MICHIGAN	2	0	2	0	0	1	0	0
at Notre Dame	2	0	2	0	0	1	0	0

VANHOOSE'S CAREER STATS

Year	Tackles									
	G	UA	A	Total	TFL	Yds	PD	FF	FR	Blkd
2012	10	26	7	33	0.5	1	10	0	3	0
2013	12	40	21	61	5.0	7	8	1	0	0
2014	10	48	11	59	3.0	9	12	0	0	3
TOTALS	32	114	39	153	8.5	17	30	1	3	3



SOLOMON VAULT

5-10 • 190 • Sophomore
Running Back
Gaithersburg, Md.
Gaithersburg

4

2014

One of four true freshmen to see the field in 2014 ... Led Northwestern in kickoff return yardage (288) and return average (26.2), posting an 89-yard KOR touchdown in the season-finale vs. Illinois ... It was NU's first kickoff return TD since then-true freshman Venric Mark ran one back at Wisconsin in the final game of the 2010 regular season ... Vault missed four Big Ten games and nearly all of a fifth with a lower-body injury ... Scored two rushing touchdowns in a 24-7 win over Western Illinois ... Carried five times for 18 yards against NIU ... Made collegiate debut against Cal and ran for 25 yards on five carries ... Named NU's Offensive Big Playmaker vs. Western Illinois.

PERSONAL

Born Solomon Lauren Vault ... Son of Brooks and Cheryl Vault ... Major is undeclared.



DAN VITALE

6-2 • 235 • Senior
Superback
Wheaton, Ill.
Wheaton Warrenville South

40

2013

Started all 12 games at superback in his true sophomore season ... Caught at least one pass in all 12 games ... Grabbed five passes for 58 yards against Michigan State ... Caught fourth career touchdown pass at Iowa ... Led team with four catches for 52 yards in that game ... Rushed twice for a career-high 17 yards against the Hawkeyes ... Hauled in four passes for 36 yards and made second career rushing attempt against Ohio State ... Caught third career touchdown against Syracuse ... Tallied four catches for 42 yards against the Orange ... Made five catches for 101 yards, including a career-long 53-yard grab in the fourth quarter against Cal ... Academic All-Big Ten.

PERSONAL

Born Dan Michael Vitale III ... Son of Lisa and Dan Vitale ... Attended same high school as Red Grange, John Belushi and Edwin Hubble ... Majoring in economics.

VITALE'S GAME-BY-GAME STATS

2012

Game	Rush	Yds	TD	Rec	Yds	TD
at Syracuse	0	0	0	1	7	0
VANDERBILT	0	0	0	1	5	0
BOSTON COLLEGE	0	0	0	2	13	0
SOUTH DAKOTA	0	0	0	1	6	0
INDIANA	0	0	0	0	0	0
at Penn State	0	0	0	0	0	0
at Minnesota	0	0	0	3	21	0
NEBRASKA	0	0	0	2	14	1
IOWA	0	0	0	0	0	0
at Michigan	1	2	0	2	30	1
at Michigan State	0	0	0	9	110	0
ILLINOIS	0	0	0	0	0	0
vs. Mississippi State	0	0	0	7	82	0

2013

Game	Rec	Yds	TD	Rush	Yds	TD
at California	5	101	0	0	0	0
SYRACUSE	4	42	1	0	0	0
WESTERN MICHIGAN	1	4	0	0	0	0
MAINE	1	1	0	0	0	0
OHIO STATE	4	36	0	1	2	0
at Wisconsin	3	21	0	0	0	0
MINNESOTA	3	13	0	0	0	0
at Iowa	4	52	1	2	17	0
at Nebraska	1	28	0	0	0	0
MICHIGAN	1	6	0	0	0	0
MICHIGAN STATE	5	58	0	1	8	0
Illinois	2	20	1	0	0	0

2014

Game	Rec	Yds	TD	Rush	Yds	TD	KR	Yds
CALIFORNIA	5	38	0	0	0	0	0	0
NORTHERN ILLINOIS	4	50	0	0	0	0	0	0
WESTERN ILLINOIS	2	15	0	0	0	0	0	0
at Penn State	7	113	0	1	0	0	0	0
WISCONSIN	2	21	1	0	0	0	0	0
at Minnesota	4	23	0	0	0	0	0	0
NEBRASKA	2	22	0	0	0	0	0	0
at Iowa	0	0	0	0	0	0	0	0
MICHIGAN	6	41	0	0	0	0	0	0
at Notre Dame	2	24	0	0	0	0	0	0
at Purdue	4	43	1	0	0	0	0	0
ILLINOIS	2	12	0	0	0	0	0	0

VITALE'S CAREER STATS

RECEIVING

Year	G	Rec	Yds	TD	Lg	Rec/G	Avg/C	Avg/G
2012	13	28	288	2	41	2.2	10.3	22.2
2013	12	34	382	3	53	2.1	11.2	31.8
2014	12	40	402	2	28	3.3	10.1	33.5
TOTALS	37	102	1,072	7	53	2.8	10.5	29.0

RUSHING

Year	G	Att	Yds	TD	Lg	Avg/C	Avg/G
2012	13	1	2	0	2	2.0	0.2
2013	12	4	27	0	18	6.7	2.2
2014	12	1	0	0	0	0.0	0.0
TOTALS	37	6	29	0	18	6.8	2.2



ANTHONY WALKER

6-2 • 225 • Sophomore
Linebacker
Miami Gardens, Fla.
Monsignor Pace

18

2014

Appeared in all 12 games with seven starts, assuming the middle linebacker role following injuries to senior Collin Ellis ... Totaled 51 tackles, including a team-leading 9.0 TFLs ... Closed regular season with eight tackles and a career-high 2.0 TFLs vs. Illinois ... Registered career-high nine tackles and 1.5 sacks at Purdue on Nov. 22 ... Picked off a pass at Notre Dame and returned it 65 yards to set up a Northwestern touchdown ... Added six tackles, two QB hurries and a fumble recovery in overtime win vs. the Fighting Irish ... Posted 1.5 TFL against Michigan ... Made second start against Nebraska and had 1.0 TFL against the Huskers ... Made first career start at MLB at Penn State ... Posted team-high eight tackles against the Nittany Lions and intercepted a Christian Hackenberg pass that he returned 49 yards for a touchdown ... Named Big Ten Co-Freshman of the Week and earned one of Rece Davis' 'Helmet Stickers' on ESPN's College Football Final following the PSU game, also taking home NU's Defensive Player of the Week honors.

PERSONAL

Born Anthony Laron Walker Jr. ... Son of Anthony Walker Sr. and Michelle Daniels ... Majoring in Learning and Organizational Change.

WALKER'S GAME-BY-GAME STATS

2014

Game	Solo	Ast	Tot	TFL	Sacks	PBU	Int	QBH
CALIFORNIA	0	0	0	0	0	0	0	0
NORTHERN ILLINOIS	1	1	2	0	0	0	0	0
WESTERN ILLINOIS	0	1	1	0	0	1	0	0
at Penn State	4	4	8	0.5	0	1	1	0
WISCONSIN	0	1	1	0.5	0	0	0	0
at Minnesota	0	0	0	0	0	0	0	0
NEBRASKA	4	1	5	1.0	0	0	0	0
at Iowa	4	3	7	0	0	0	0	0
MICHIGAN	2	2	4	1.5	0	1	0	0
at Notre Dame	2	4	6	1.0	0	0	1	2
at Purdue	7	2	9	2.5	1.5	0	0	0
ILLINOIS	5	3	8	2.0	0	0	0	0

WALKER'S CAREER STATS

Year	Tackles				TFL	Yds	PD	FF	FR	Blkd	Int	Yds
	G	UA	A	Total								
2014	12	29	22	51	9.0	30	5	1	1	0	2	114
TOTALS	12	29	22	51	9.0	30	5	1	1	0	2	114

BRETT
WALSH

6-1 • 220 • Sophomore
Linebacker
Monrovia, Calif.
Monrovia

56

2014

Appeared in five games, contributing on defense and on special teams ...
Credited with three tackles on the season.

PERSONAL

Born Russell Brett Walsh ... Son of Russell Walsh and Serena Snyder ...
Major is undeclared.

XAVIER
WASHINGTON

6-1 • 240 • Sophomore
Defensive Line
Cedar Hill, Texas
Cedar Hill

98

2014

One of four true freshmen to see the field in 2014 ... Appeared in 11 games
as member of defensive end rotation, totaling 13 tackles with 2.5 TFLs ...
Picked up two solo tackles at Notre Dame ... Credited with first career QB
hurry against Nebraska ... Tallied career-high three solo tackles at Minne-
sota ... Registered career-high three tackles against Wisconsin ... Recorded
first career sack and forced fumble at Penn State.

PERSONAL

Born Xavier Washington ... Son of Pinice Gilmore and Rainey Washington ...
Major is undeclared.

KEITH
WATKINS II

6-0 • 180 • Sophomore
Defensive Back
Cincinnati, Ohio
Moeller

3

2014

Appeared in the first four games of the season ... Recorded six tackles, in-
cluding two each against Western Illinois and Penn State ... Forced a fumble
against Northern Illinois ... Blocked a punt vs. Western Illinois.

PERSONAL

Born Keith A. Watkins II ... Son of Keith and Kathryn Watkins ... Attended
same high school as former Major League Baseball stars Ken Griffey Jr. and
Barry Larkin ... Majoring Learning and Organizational Change.



PARRKER WESTPHAL

6-1 • 190 • RS Freshman
Defensive Back
Bolingbrook, Ill.
Bolingbrook

22

2014

Redshirted his freshman season.

PERSONAL

Born Parrker Westphal ... Became the first player in Pat Fitzgerald's head coaching tenure to enroll early at Northwestern, graduating from Bolingbrook in December and beginning his NU career on Jan. 6, 2014 ... Brother, Brandon, played linebacker at Illinois State and started at cornerback on Bolingbrook's 2011 state championship team ... Chose Northwestern over Michigan State and Vanderbilt ... Major is undeclared.



PIERRE YOUNGBLOOD-ARY

6-3 • 185 • Senior
Wide Receiver
Orlando, Fla.
Lake Brantley

11

2014

Totaled seven receptions for 105 yards on the year ... Made a career-high three catches for 29 yards in season-finale vs. Illinois ... Caught two passes vs. Northern Illinois, including a 54-yard touchdown grab thrown by Zack Oliver.

PERSONAL

Born Xavier Pierre Youngblood-Ary on 8/22/92 ... Son of Kim Youngblood and Kenneth and Sabrina Ary ... Father played football at Northeast Louisiana University ... Completed an internship at Johns Hopkins CSI program ... Majoring in communication studies.



MACAN WILSON

6-0 • 185 • Sophomore
Wide Receiver
Houston, Texas
Kinkaid

15

2014

Appeared in eight games, contributing both on offense and on special teams.

PERSONAL

Born Macan Fitzgerald Wilson ... Son of Lisa and Storm Wilson ... Major is undeclared.



FRED WYATT

6-4 • 270 • RS Freshman
Defensive Line
Lawrence, Kan.
Free State

92

2014

Resshirted during his freshman season.

PERSONAL

Born Fredrick Austin Wyatt ... Son of Andrea and Buddy Wyatt ... Father is the current defensive line coach at SMU and spent two years (1997-98) in the same role at Northwestern, coaching alongside Gary Barnett ... Buddy played collegiately at TCU ... Major is undeclared.



2015 NEWCOMERS

N

**JOE
BERGIN**

5-11 • 185 • Freshman
Defensive Back
Bloomfield Hills, Mich.
Detroit Country Day

47

N

**CHRIS
CLIFF**

6-2 • 200 • Freshman
Wide Receiver
West Bloomfield, Mich.
Walled Lake Northern

85

HIGH SCHOOL

Three-year letterwinner and team captain at Detroit Country Day ... Played defensive back, linebacker and running back for the Yellow Jackets ... Registered 78 tackles, eight sacks, 17 tackles for loss and eight hurries in 2014 ... Also registered three pass breakups and two fumble recoveries, including one for a touchdown ... Helped Yellow Jackets win 26 games as a three-year starter ... Team won Regional championships all three years and District championships in two of three seasons ... Detroit Country Day finished as MHSAA runners-up in 2012 ... Also served as captain of the lacrosse team and helped to win 2014 MHSAA state title in that sport ... Inducted into Detroit Country Day Cum Laude Society representing the top 10 percent of class.

PERSONAL

Born Joseph Michael Bergin ... Son of Nicola and Joseph Bergin ... Father, Joseph, was a starter on Michigan State's 1987 Big Ten champion team and its 1988 Rose Bowl champion team ... Attended same high school as Shane Battier, Chris Webber, Jonas Gray and Steve Ballmer ... Chose Northwestern over Michigan State, Stanford, Penn and Columbia ... Anticipated major is economics.

HIGH SCHOOL

Three-year letterwinner and team captain at Walled Lake Northern ... Caught 88 passes for 1,750 yards and 24 touchdowns during varsity career for the Knights ... Racked up 275 yards and four touchdowns in one game against Waterford Kettering in 2014 ... Helped program win 20 games in three seasons, including its first two playoff victories ever ... Three-time Kensington Lakes Athletic Association (KLAA) All-Conference selection ... Claimed two All-Oakland County recognitions ... Also excelled in basketball and track & field ... Twice named basketball team's Defensive MVP ... Captained the track team and earned four All-Conference, three All-County and one All-State honor ... Set school record in 200 meter dash (22.38) ... National Honor Society member ... Graduated with highest honors.

PERSONAL

Born Christopher Michael Cliff ... Son of Kathy and Mike Cliff ... Sister, Katelyn, in an All-Conference track and cross country student-athlete at Grand Valley State University ... Will become first Walled Lake Northern graduate to join a Big Ten program ... Chose Northwestern over Air Force, Harvard, Yale and Michigan (track) ... Anticipated major is biology.



**LUKE
DAUCH**

6-3 • 220 • Senior
Wide Receiver
Bloomfield Hills, Mich.
Lahser

NORTHWESTERN BASEBALL

Played in 137 games with 78 starts between 2012-15 ... Collected 75 hits, including 18 that went for extra bases, in four seasons ... Drove in 30 runs and scored 45 of his own ... Stole 19 bases while being caught only twice as Wildcat.

HIGH SCHOOL (FOOTBALL)

Two-year starter at wide receiver and free safety for Lahser H.S. ... Served as team captain during senior season ... Named All-Oakland County Activities Association (OAA) and All-League following senior season ... Caught 39 passes, including eight touchdowns, for 543 yards in 2010 ... Seven of eight touchdown catches were for 35 yards or more ... Hauled in eight passes for 180 yards and three touchdowns in game against Hazel Park ... Also served as kick and punt returner.

PERSONAL

Born Lucas David Dauch ... Son of David and Anita Dauch ... Father played football at Miami (OH) and signed with the Detroit Lions ... Grandfather played at Purdue ... Brother, Zach, played lacrosse at Michigan ... Brother, Charlie, currently plays baseball at Miami (OH) ... Will enroll in Kellogg School of Management.



**CHARLIE
FESSLER**

6-4 • 205 • Freshman
Wide Receiver
Erie, Pa.
Cathedral Prep

HIGH SCHOOL

Named a three-star prospect and the No. 29 wide receiver in Pennsylvania in the class of 2015 by Scout.com ... Also tabbed the state's No. 20 prospect by 247Sports ... Selected to participate in the prestigious PSFCA/Big 33 All-Star game ... 2014 All-State First Team selection by the PA Football Writers ... First Team All-District honoree by the Erie Times News ... First Team All-Region 6 selection (coaches) ... Caught 41 passes and 10 touchdowns for Ramblers in 2014 ... Added 17 tackles and six interceptions as a safety on defense ... Set Cathedral Prep record for career receptions (106) ... Finished second in program history in career receiving yards (1,730) ... Helped team to a 39-2 record since 2012 and a state championship that season ... Also starred on the baseball diamond as an outfielder ... Received All-State accolades as a junior in 2014 while leading the team in batting average, stolen bases and doubles ... Team captain of football, baseball and basketball teams ... Two-time class president ... National Honor Society member.

PERSONAL

Born Charles Patrick Fessler in Erie, Pa. ... Son of James and Alison Fessler ... Brother, Billy, is a quarterback at Penn State ... Chose Northwestern over 20 scholarship offers, including ones from Big Ten rival Nebraska and Boston College ... Intends to major in economics.



**NATHAN
FOX**

6-2 • 240 • Freshman
Linebacker
Houston, Texas
Clear Lake

HIGH SCHOOL

Earned a three-star rating from 247sports, which ranked him as the No. 22 inside linebacker prospect in the country ... Rated the fourth-best linebacker prospect in Texas by Rivals.com ... Named a Second Team All-American by MaxPreps.com ... Earned First Team All-State honors from the Texas Associated Press ... Two-time District 24-6A most valuable player ... Voted Clear Lake's best linebacker three times ... Team MVP in 2014 ... All-Greater Houston Area First Team selection ... Named National Underclassmen Combine All-American in 2014 ... Recorded 400 career tackles and three interceptions for the Falcons ... Two-time team captain ... Also ran as a sprinter on the track team ... 2011 Academic All-District selection.

PERSONAL

Born Nathan Daniel Fox in Houston ... Son of Greg and Henriette Fox ... Chose Northwestern over offers from Stanford, Oregon and Texas ... Intends to major in learning and organizational change.



**JOE
GAZIANO**

6-4 • 245 • Freshman
Defensive Line
Scituate, Mass.
Xaverian Brothers

HIGH SCHOOL

Named the No. 1 prospect in Massachusetts by Scout.com, 247Sports and Rivals.com ... 2014 Massachusetts Gatorade Player of the Year ... Three-star prospect rated as the nation's 43rd-best defensive end by Scout ... 2014 USA Today Second Team All-USA ... Semper Fidelis All-American (East captain) ... 2014 Boston Globe Division One Player of the Year ... Massachusetts Coaches Association All-State Team ... 2014 ESPN Boston Mr. Football ... Two-time Catholic Conference most valuable player ... Recorded 53 tackles, including 21 for loss and 16 sacks in 2014 ... Helped Hawks finish 12-0 with a Division One Super Bowl championship ... Had seven tackles, two sacks and a 35-yard field goal in the Super Bowl game ... Tallied 141 tackles, 33 sacks and four blocked kicks in career for Xaverian Brothers ... Captained both the football and lacrosse teams ... Two-time Boston Herald All-Scholastic honoree ... Honor Roll recipient.

PERSONAL

Born Joseph Matthew Gaziano in Scituate, Mass. ... Son of Frank and Mary Ellen Gaziano ... Father, Frank, and uncle, Joe, played football at Lafayette College ... Attended same high school as NFL quarterbacks Tim and Matt Hasselbeck and former NBA player Dana Barros ... Chose Northwestern over Boston College, Syracuse, Big Ten foe Rutgers and others ... Intends to major in biology.



TRENT GOENS

6-3 • 250 • Freshman
Defensive Line
Chino Hills, Calif.
Chino Hills

54

HIGH SCHOOL

Three-star prospect and rated as the fourth-best defensive end in California according to Scout.com ... Ranked as a top-75 player in the state by Rivals.com ... Earned All-League, All-Area San Gabriel Valley, All-Inland Empire and All-CIF honors as a senior ... Registered 67 tackles, 26 tackles for loss, 12 sacks and four forced fumbles in 2014 ... Also played tight end where he caught 11 passes for 172 yards and a touchdown ... Finished career with 189 tackles, 62 TFL and 31 sacks ... Three-time All-Area San Gabriel Valley honoree ... Captained the Huskies ... Also wrestled for two seasons ... AP Scholar.

PERSONAL

Born Trent A. Goens in Chino Hills, Calif. ... Son of Randy and Christine Goens ... Father, Randy, played football at Long Beach State ... Grandfather played basketball at Nebraska ... Chose Northwestern over offers from Arizona, Cal, Washington and Miami ... Interested in majoring in economics or engineering.



TJ GREEN

6-2 • 200 • Freshman
Quarterback
Leawood, Kan.
Rockhurst

11

HIGH SCHOOL

Three-year letterwinner and team captain at Rockhurst ... Named Missouri Gatorade Player of the Year, USA Today Missouri Offensive Player of the Year and First Team All-State ... Threw for 2,700 yards and 33 touchdowns in 2014 ... Gained 300 yards on the ground and scored six more TDs ... Set Rockhurst records for most total yards and most passing yards in a career and a season ... Also threw most touchdowns in a season ... Participated in USA National Select vs. IFAF All-Star Game ... Also won two letters in baseball ... National Honor Society member ... Achieved Honor Roll status all four years.

PERSONAL

Born Trent Jason Green Jr. in Fairfax, Va. ... Son of Julie and Trent Green ... Father, Trent, played quarterback in the NFL for 15 years before retiring in 2009 ... Chose Northwestern over Stanford, Nebraska and North Dakota State ... Anticipated major is undecided.



CAMERON GREEN

6-3 • 250 • Freshman
Wide Receiver
Buffalo Grove, Ill.
Stevenson

84

HIGH SCHOOL

Rated as a three-star prospect, the No. 4 wide receiver in Illinois and the No. 17 overall recruit in the state by Scout.com ... Ranked as the No. 15 recruit in Illinois by 247Sports ... Helped Stevenson H.S. win an IHSA 8A state championship in 2014 ... Team captain ... Two-time All-State honoree ... Three-time All-Area selection ... 2013 Daily Herald Player of the Year ... Part of three North Suburban Conference championship teams ... Played wide receiver, defensive back, kicked, punted and returned both kickoffs and punts for the Patriots ... Caught 140 passes and 27 touchdowns between 2012-14 ... Netted 2,311 receiving yards and 3,000 all-purpose yards at Stevenson ... Also played four years of basketball for the Patriots.

PERSONAL

Born Cameron Anthony Green in Highland Park, Ill. ... Son of Sandra Kanardy and Mark Green ... Father, Mark, played collegiately at Notre Dame and in the NFL for the Chicago Bears ... Chose Northwestern over offers from several Big Ten teams including Nebraska, Illinois, Iowa, Minnesota and Purdue ... Enjoys to draw in his free time ... College major is undecided.



MONTRE HARTAGE

6-0 • 180 • Freshman
Defensive Back
Cordele, Ga.
Crisp County

24

HIGH SCHOOL

Three-star star prospect according to 247sports ... Two-time All-Region First Team honoree ... Tabbed for the All-Area First Team ... Recorded 70 tackles, three interceptions, four forced fumbles, three fumble recoveries and four blocked kicks as a senior at Crisp County H.S. ... Also played wide receiver, making 25 receptions for more than 400 yards and four touchdowns in 2014 ... Made 68 tackles and notched three interceptions as a junior ... Named All-Region Second Team as a sophomore in 2012 ... Recipient of the Scholar Athlete Award.

PERSONAL

Born Montre Hartage ... Chose Northwestern over Georgia State, Army, Western Kentucky and others ... College major is undecided.

20



**JOHN
MOTEN IV**

6-0 • 190 • Freshman
Running Back
St. Louis, Mo.
John Burroughs School

HIGH SCHOOL

Tabbed as a three-star prospect and the No. 11 overall recruit in the state of Missouri by Scout.com ... Rated as the eighth-best player in the state by 247Sports ... 2013 and 2014 Metro League Player of the Year ... Named 2014 MFCA All-State First Team ... Team captain at the John Burroughs School ... Two-time All-District and St. Louis Post-Dispatch All-Metro First Team ... Ran for 5,259 yards and 81 touchdowns in career for the Bombers ... Helped John Burroughs School win the 2014 Metro League championship, district championship and reach the Missouri state championship game ... Also ran track and won a 2014 state championship in the 100-meter dash (10.58 seconds) ... Placed second in the 4x100 relay at state and third in the 200-meter dash ... Named 2014 Metro League Male Athlete of the Year.

PERSONAL

Born John Michael Louis Moten IV in Minneapolis ... Son of John and Valorie Moten ... Sister, Elizabeth, played basketball at the United States Naval Academy ... Attended Fairfield Prep in Fairfield, Conn. from 2011-2013 before family moved to St. Louis in 2013 ... Chose Northwestern over numerous offers, including from Notre Dame, Illinois, Missouri, Boston College and others ... Intends to major in economics.

78



**ADAM
LEMKE-BELL**

6-6 • 270 • Freshman
Offensive Line
Oak Park, Ill.
Oak Park-River Forest


HIGH SCHOOL

Three-year letterwinner as an offensive tackle at Oak Park River Forest (OPRF) H.S. ... Rated as the third-best offensive tackle in Illinois by Scout.com ... Named the No. 19 overall recruit in the state of Illinois by 247Sports ... Served as team captain ... 2014 Chicago Tribune All-State Second Team selection ... Chicago Sun-Times All-Area honoree ... All-West Suburban Conference player ... Named to Tom Lemming's All-Area Team in 2013 ... Also a member of the OPRF wrestling team as a heavyweight ... Helped the Huskies capture the 2014 IHSA state dual championship ... Became a Cadet National Double All-American in 2013 and the FILA Cadet Freestyle Champion at 120kg ... Also captained the wrestling squad ... Four-year Honor Roll student.

PERSONAL

Born Adam Anthony Lemke-Bell in Chicago ... Son of Sally Lemke and Tony Bell ... Grandfather, George Bell, played collegiate football from 1952-56 at Xavier University in New Orleans ... Competed at OPRF with current NU safety Tommy Odell and fellow 2015 signee Lloyd Yates ... Chose Northwestern over Big Ten schools Minnesota, Illinois and Rutgers, plus Mississippi State, NC State, Syracuse and others ... Intends to major in secondary education.

10



**JAKE
MURRAY**

6-3 • 195 • Freshman
Defensive Back
Coppell, Texas
Coppell

HIGH SCHOOL

Rated as a two-star prospect by Scout.com ... Has experience playing both corner back and safety ... Registered 56 tackles, two interceptions, five passes defended and one forced fumble in 2014 ... Also blocked a punt for the Cowboys ... Helped Coppell H.S. win six games, including four in its district ... Cowboys reached the playoffs and played at AT&T Stadium, home of the Dallas Cowboys

PERSONAL

Born Jacob Murray ... Son of Jeff and Ann Murray ... Chose Northwestern over Air Force, Nevada and others ... College major is undecided.

28



**ALONZO
MAYO**

5-11 • 180 • Freshman
Defensive Back
Baltimore, Md.
The Gilman School

HIGH SCHOOL

Rated as a three-star prospect by 247Sports ... Garnered recognition as the No. 27 overall recruit in Maryland by Scout.com ... Three-time letterwinner and team captain at The Gilman School ... Named All-MIAA First Team, Private School All-State First Team and Baltimore Sun All-Metro First Team ... Participated in the Maryland Crab Bowl All-Star Game ... Helped the Greyhounds to become MIAA Co-Champions and an 8-3 record ... Registered 41 tackles, five interceptions and nine pass breakups in 2014 ... Also an important member of the track team, specializing in both sprints and jumps.

PERSONAL

Born Alonzo James T Mayo in Baltimore ... Son of Erika S. Dailey and Orlando J. Mayo ... Father, Orlando, played collegiately at Columbia University ... Brother, Mikal, played cornerback at West Virginia ... Mother, Erika, was a four-year starter at point guard for a nationally-ranked high school basketball team ... Teammates with fellow 2015 signee Jelani Roberts since youth football ... Chose Northwestern over offers from Vanderbilt and Yale ... Intends to major in economics.



FLYNN NAGEL

5-11 • 180 • Freshman
Wide Receiver
Lemont, Ill.
Lemont

86

HIGH SCHOOL

Ranked as a three-star recruit and the No. 11 overall prospect in the state of Illinois by Scout.com ... Chicago Tribune All-State selection ... Named to the IHSFCA 6A All-State squad ... South Suburban Blue Conference Player of the Year ... Caught 93 passes for 1,431 yards and 28 touchdowns as a senior ... Finished one score shy of matching Illinois single-season touchdown record ... Helped the Indians finish 13-1 and reach the IHSA 6A state championship game ... Attended Marist H.S. as a junior and recorded 20 touchdowns on 103 receptions for 1,488 yards.

PERSONAL

Born Flynn Nagel ... Son of Ron and Linda Nagel ... Brothers, Brett (2009-11) and Aaron (2010) played at Northwestern ... Sister, Erica, plays softball at Loyola ... All six Nagel siblings have been NCAA scholarship student-athletes ... Chose Northwestern over Duke, Illinois, Indiana, Purdue, Cincinnati and others ... College major is undecided.



ANDREW OTTERMAN

6-5 • 280 • Freshman
Offensive Line
Morristown, N.J.
Delbarton

64

HIGH SCHOOL

Rated as a three-star recruit by Scout.com and No. 2 at his position in the state of New Jersey ... Tabbed to the Newark Star-Ledger All-State First Team ... Named to the MSG Varsity All-New Jersey First Team ... Also earned NJAC All-Conference First Team and Morris Daily Record All-Area First Team honors ... Named to Super 100 Team by the New Jersey Football Coaches Association ... Helped the Green Wave win four NJAC conference championships ... Also a member of the club rugby team, which won state championships in 2012 and 2014 ... Member of the track team and set a freshman record at the 2012 Randolph Shot-Put Invitational ... Received Highest Honors in the classroom.

PERSONAL

Born Andrew Augustus Otterman in Morristown, N.J. ... Son of Tim and Judy Otterman ... Father, Tim, played volleyball at UCLA and was a member of the 1984 undefeated national championship team and a 1985 All-American ... Brother, Chad, is an accomplished lacrosse and hockey player ... Chose Northwestern over Syracuse ... Interested in studying pre-med.



STEVEN REESE

6-2 • 190 • Freshman
Defensive Back
Buford, Ga.
Buford

33

HIGH SCHOOL

Three-year letterwinner as a defensive back and wide receiver at Buford H.S. ... Helped the Wolves to a four-year record of 58-2 and three consecutive state championships from 2012-14 ... 2014 First Team All-Region honoree ... Recorded 52 tackles and a pair of interceptions as a senior ... Also caught eight passes and one touchdown on offense ... Ran track as well ... Represented Buford in the 2014 4x100 relay at the state track competition ... Received an academic letter in 2012 and a Multi-Media award in 2014.

PERSONAL

Born Steven Hamilton Reese in Atlanta ... Son of Steve and Laura Reese ... Grandfather, Dick Pruet, was a two-time All-America basketball player at Jacksonville University and was drafted by the Chicago Bulls in 1967 ... Coached 2013 and 2014 national champion FBU eighth-grade football teams ... Competed in the Dixie Youth World Series as a young baseball player in 2007 ... Chose Northwestern over Virginia, UNLV, Temple and others ... College major is undecided.



JELANI ROBERTS

5-8 • 160 • Freshman
Wide Receiver
Owings Mills, Md.
The Gilman School

81

HIGH SCHOOL

Earned a three-star rating from Rivals.com ... Rated as the No. 27 overall recruit in the state of Maryland by Rivals ... Two-time All-MIAA selection ... Named Baltimore Sun First Team All-Metro player ... Private School All-State First Team honoree ... Selected to play in the Maryland Crab Bowl All-Star Game ... Produced 1,695 all-purpose yards and scored 15 touchdowns for the Greyhounds in 2014 ... Helped the The Gilman School to become 2014 MIAA Co-Champions with an 8-3 record in 2014 ... Recorded an 89-yard kickoff return for a touchdown in a nationally-televised game (ESPN) on Aug. 31, 2014 ... Selected to the Baltimore Touchdown Club Super 22 Team in May 2014 ... Also an accomplished sprinter on the track team ... Named to the All-MIAA Outdoor Track Team in 2013 and 2014 and the All-MIAA Indoor Team in 2014 ... Won the 55-meter, 100-meter and 200-meter MIAA championships ... National Commended Student ... National Achievement Scholarship finalist ... AP Scholar with Honor ... National Football Foundation Scholar Athlete ... Member of Honor Committee and Vice President of Athletic Association.

PERSONAL

Born Jelani Khari Roberts in Baltimore ... Son of Kevin and Tonia Roberts ... Teammates with fellow 2015 signee Alonzo Mayo since they were youth football players ... Attended same high school as journalist Frank DeFord and Cleveland Indians general manager Mark Shapiro ... Chose Northwestern over offers from Boston College, Navy and several Ivy League programs.



SIMBA SHORT

6-2 • 210 • Freshman
Linebacker
Brentwood, Calif.
De La Salle

34

HIGH SCHOOL

Rated as a three-star linebacker by Scout.com and No. 50 overall at the position from the class ... Three-year varsity starter ... Served as team captain in 2014 ... First Team All-EBAL honoree ... Also captured the Team Players' Award ... Made a one-handed interception in a playoff game against Amador Valley ... Helped the Spartans win two state championships, three Nor-Cal titles and three NCS crowns ... Team finished 2014 with a perfect 14-0 record and ranked No. 2 nationally by USA Today ... Achieved Honor Roll status in seven consecutive semesters.

PERSONAL

Born Simba Kamaleimaikalani Short in Wailuku, Hawaii ... Middle name means "beloved child sent from heaven" ... Son of Roger and Lenee Short ... Passionate about graffiti art ... Competed in high school against Northwestern running back Warren Long ... Attended same high school as notable NFL names Maurice Jones-Drew, DJ Williams and Amani Toomer ... Chose Northwestern over UCLA, Arizona State, Cal, Duke and others ... College major is undecided.



JARED THOMAS

6-4 • 260 • Freshman
Offensive Line
Indianapolis, Ind.
Cathedral

65

HIGH SCHOOL

Earned three-star rating from Scout.com ... Tabbed as the No. 8 overall prospect in the state of Indiana by both Rivals.com and 247Sports ... Three-time letterwinner as an offensive tackle, center and defensive end at Cathedral ... Named 2014 MVP ... Earned All-City honors in 2013 and 2014 ... Named to 2014 Top 50 All-State football team ... Captured the Class 5A Phil N. Eskew Mental Attitude Award in 2014 ... High school program has won five consecutive state championships ... Team captain ... Also captain of the basketball team ... Helped the Fighting Irish to a pair of City Basketball championships and a runner-up finish in the 2012 state championship ... Recipient of the Cathedral Christian Scholar Athlete Award ... Member of National Honor Society ... High Honor Roll student.

PERSONAL

Born Jared Allen Thomas ... Son of Michael and April Thomas ... Did not play football until high school ... Played basketball since the age of four ... Uncle, Chris Beaty, played football at Indiana (2000-04) ... Chose Northwestern over Big Ten programs Indiana, Purdue, Illinois, plus Duke, Wake Forest, Boston College and others ... Intends to major in journalism with an emphasis in broadcast.



JORDAN THOMPSON

6-3 • 255 • Freshman
Defensive Line
Cincinnati, Ohio
LaSalle

95

HIGH SCHOOL

Earned four-star rating for Scout.com ... Rated as the 12th-best recruit in the state of Ohio ... Checks in at No. 210 in the Scout 300 ... Named AP All-Ohio Division II Defensive Player of the Year ... Claimed spot on AP All-Ohio First Team defense ... AP Southwest Ohio Division II Defensive Player of the Year ... Greater Catholic League South First Team defensive lineman ... Helped the Lancers go 14-1 and win the 2014 Division II state championship, the first in program history ... Recorded 100 tackles, 6.5 sacks, a fumble return for a touchdown and an interception in final two seasons ... Also caught a pass for 18 yards on offense ... Claimed LaSalle H.S. MVP honors and served as a two-year team captain ... Also played basketball for two seasons ... Four-year member of the Honor Roll.

PERSONAL

Born Jordan Ezekiel Thompson in Cincinnati ... Son of James and Felicia Thompson ... Brother, Trey, plays football at Tennessee Tech ... Father, James, played at Kentucky State ... Attended same high school several notable NFL players including Brent and Garrett Celek, Devier and Julian Posey and Darryl Meadows ... Chose Northwestern over Alabama, Notre Dame, Michigan State, Duke and others ... Played against current Wildcats Ifeadi Odenigbo and Keith Watkins II during high school ... Intends to major in kinesiology.



TOMMY VITALE

6-3 • 220 • Freshman
Linebacker
Wheaton, Ill.
Wheaton Warrenville South

31

HIGH SCHOOL

Three-star linebacker according to Scout.com ... Rated as the second-best linebacker in the state of Illinois by Scout ... Chicago Tribune All-State selection ... Named All-DuPage Valley Conference and to the DuPage Country All-Area Team ... Helped Wheaton Warrenville South (WWS) win the DVC championship and reach the IHSA 7A quarterfinals in 2014 ... Registered 134 tackles and 12 QB hurries as a senior ... Also played fullback for the Tigers ... Named to the Offense-Defense All-American Bowl ... DVC Academic All-Conference honoree ... Honor Roll student.

PERSONAL

Born Thomas Paul Vitale in Elmhurst, Ill. ... Son of Dan and Lisa Vitale ... Brother, Dan, is a senior superback for the Wildcats ... Attended same high school as NFL legend Red Grange ... Competed against current Wildcats Justin Jackson and Clayton Thorson while at WWS ... Chose Northwestern over Syracuse, NIU, Toledo and others ... Intends to major in communications.

**MASON
WEISSENHOFER****39**

6-2 • 190 • Freshman
Place-kicker
Plainfield, Ill.
Montini Catholic

HIGH SCHOOL

Varsity letterwinner at Montini Catholic High School ... Played wide receiver while handling punting and kicking duties ... Converted 15 of 19 field-goal attempts ... Named All-Chicago Catholic League, Chicago Sun-Times All-Area and Rivals All-State selection ... Named Chris Sailer Kicking Third Team All-America ... Helped Broncos reach back-to-back IHSA 5A State Championship games into 2013 and 2014 ... Booted a 78-yard kickoff against DeLaSalle after starting from 20-yard line after a safety ... Converted three field goals in IHSA 5A quarterfinal game ... High Honor Roll student ... Academic All-Conference selection ... Academic All-State honoree

PERSONAL

Born Mason L. Weissenhofer in Chicago ... Son of Holly and Ross Weissenhofer ... Uncle, Ron Weissenhofer, played linebacker at Notre Dame and professionally for the New Orleans Saints ... Cousin, Dan Weissenhofer, captained the Air Force Academy hockey team in 2014-15 ... Chose Northwestern over Penn State, Nebraska, Purdue, Cal and others ... Anticipated major is economics.

**LLOYD
YATES****14**

6-2 • 200 • Freshman
Quarterback
Oak Park, Ill.
Oak Park-River Forest

HIGH SCHOOL

Three-star quarterback according to Scout.com ... Rated as the No. 26 overall recruit in the state of Illinois by 247Sports ... Accounted for school-record 72 touchdowns as a varsity player at Oak Park River Forest (OPRF) ... Named West Suburban Conference most valuable player ... Served as team captain ... Three-time All-WSC honoree ... Named 2013 WSC Silver offensive MVP ... Guided Huskies to 23 victories in three seasons ... Also played basketball for two seasons ... Academic All-WSC honoree ... Honor Roll student.

PERSONAL

Born Lloyd Andrew Yates in St. Louis ... Son of William and Isaure Yates ... Great grandfather, father, brother and a cousin all attended Northwestern ... Competed at OPRF with current NU safety Tommy O'Dell and fellow 2015 signee Adam Lemke-Bell ... Chose Northwestern over Northern Illinois, Akron, Illinois State and others ... College major is undecided.

**TRAE
WILLIAMS****29**

5-11 • 195 • Freshman
Defensive Back
The Plains, Ohio
Athens

HIGH SCHOOL

Earned three-star rating for Scout.com ... Rated as the seventh-best defensive back in the state of Ohio ... All-Ohio First Team honoree ... Two-time All-Ohio Second Team selection ... Played running back and defensive back while also returning kicks ... Ran for 5,435 yards and 102 touchdowns during varsity career ... Registered 112 tackles, 26 passes defended, five forced fumbles, two fumble recoveries and an interception on defense ... Returned 15 kickoffs for 475 yards and two scores ... Served as a team captain ... Interception came in game-winning fashion against Saint Vincent Saint Mary's in the state semifinal game ... Played in the Ohio North vs. South All-Star Game ... Also participated as a sprinter on the track team.

PERSONAL

Born Jesse Owens Williams in Worcester, Mass. ... Son of Jesse and Felicia Williams ... Father, Jesse, is the defensive line coach at Ohio University ... Played collegiately at Sonoma State ... Cousin, Taylor Embree, plays for the San Diego Chargers ... Chose Northwestern over Ohio, Air Force and others ... College major is undecided.



HEAD COACH PAT FITZGERALD

Already the second-longest tenured Big Ten head coach at the age of 40, Pat Fitzgerald's nine seasons at the helm of Northwestern have been spent building upon the tradition he helped establish as a Hall-of-Fame linebacker for the Wildcats in the mid-1990's. Characterized by his motivational skills, enthusiasm and passion for all things Northwestern, Fitzgerald has shaped Chicago's Big Ten Team into one that consistently achieves excellence in all three phases of the student-athlete experience: academics, athletics and community outreach.

Taking over as head coach in 2006 after the sudden passing of his friend and mentor, Randy Walker, Fitzgerald provided leadership and stability in a trying time and has continued Walker's legacy of producing winning football teams while preparing young men for long-term success in life.

From 2008-12, Fitzgerald guided the Wildcats to five consecutive bowl berths, most recently in the 2012 campaign when NU capped a tremendous 10-win season with a landmark victory over Mississippi State in the TaxSlayer.com Gator Bowl. The 2012 'Cats, who played in a New Year's Day bowl game for the third time in five years, earned a No. 17 year-end ranking in the *USA Today*/Coaches Poll, the best positioning for any Big Ten team.

Consequently, four of the last six senior classes to graduate from the Northwestern football program have set or tied the school record for most career wins by a five-year senior class, with the 2012 group going out as the winningest NU senior class in history with 40 victories to its credit. Likewise, Fitzgerald's Gator Bowl victory on Jan. 1, 2013, marked the 50th of his career, officially making him the winningest head coach in Northwestern Football history.

Away from the gridiron, Fitzgerald's players have achieved at the highest levels in the classroom, last fall placing a

record 38 players on the Academic All-Big Ten team en route to posting a record-tying 3.04 team GPA for the 2014-15 academic year. Fitzgerald's program also ranked No. 1 in the Big Ten and No. 2 among all FBS programs with a multi-year Academic Progress Rate (APR) of 991 out of a possible 1,000. APR is a measure based on the eligibility, retention and graduation of each scholarship student-athlete within all Division I sports programs.

In 2012, Northwestern collected top national honors in the AFCA Academic Achievement Award for the seventh time since 1998.

NU also goes to great lengths to make a difference in the community. Fitzgerald, his family and his players partake in countless charitable events, impacting the NU and Evanston communities through their participation in Northwestern Dance Marathon, Special Olympics, Misericordia, the NU chapter of Uplifting Athletes, weekly school and children's hospital visits, and dozens of other organizations. Additionally, a Wildcat also has been selected to the prestigious Allstate AFCA Good Works Team® in seven of the last year years (only 11 players from FBS football claim the honor each season), most recently place-kicker Jeff Budzien in 2013.



Under **Pat Fitzgerald** (pictured with the graduating class of 2015, Northwestern consistently has ranked as one of the nation's most successful academic programs. In 2014-15, NU

set a program record with 38 Academic All-Big Ten honorees to go along with five Big Ten Distinguished Scholars.

In addition to his January 2009 appointment to the Illinois Reform Commission, Fitzgerald was named to the AFCA's Ethics Committee, beginning his term in the fall of 2009. Fitzgerald also is dedicated to helping improve youth football safety as a member of USA Football's Tackle Advisory Committee, which works diligently to provide a safe experience for the nearly three million children who are playing the game of football. In 2012, Fitzgerald announced his involvement with the Positive Coaching Alliance, a national non-profit dedicated to fostering environments where youth and high school athletes can enjoy a positive, character-building youth sports experience.

As a player in 1995, Fitzgerald was the leader of a suffocating Wildcats defensive unit that led the nation in scoring defense and anchored NU's storybook run to the Big Ten championship and Rose Bowl. He capped the year by winning both the Nagurski and Bednarik Awards as the nation's top defensive player and also was the Big Ten, Chevrolet and Sports Illustrated Defensive Player of the Year. Fitzgerald accomplished all of this despite suffering a broken leg in the penultimate regular-season game.

Fitzgerald recovered from that injury and in 1996 he again led the Wildcats to a share of the Big Ten title. He repeated as recipient of the Nagurski and Bednarik Awards, becoming the first two-time winner of both honors and laying the groundwork for his selection in 2008 to the College Football Hall of Fame. A two-time first-team All-American, Fitzgerald started 23 career games and totaled 299 tackles, including 20 for loss. He also forced five fumbles and intercepted three passes.

Fitzgerald was inducted into Northwestern's Athletic Hall of Fame in 2003 and five years later received the call informing him that he would earn enshrinement in the National Football Foundation's College Football Hall of Fame in South Bend.

"I'm truly honored and humbled with this incredible honor," Fitzgerald said at the time of his induction. "This achievement speaks to the success of our teams that won Big Ten championships in 1995 and 1996. My teammates are as much a part of this as I am."

Prior to his return to Northwestern, Fitzgerald was a defensive graduate assistant at Maryland (1998) and Colorado (1999) before taking his first full-time position at Idaho in 2000.

In 2001, esteemed NU head coach Randy Walker brought Fitzgerald back to Evanston, hiring him to coach the defensive secondary and eventually tabbing him the 'Cats' recruiting coordinator. Named one of college football's top recruiters by SI.com in 2005, Fitzgerald mentored two-time All-Big Ten linebacker and former St. Louis Ram Tim McGarigle, the all-time leading tackler in NCAA history.

Fitzgerald remained an assistant coach before being named Northwestern's 29th head coach on July 7, 2006, under the most difficult of circumstances, succeeding Walker after his sudden passing on June 29, 2006. Fitzgerald remained the youngest head football coach among Football Bowl Subdivision schools until Lane Kiffin was hired by Tennessee on Dec. 1, 2008.



The Fitzgerald Family: Pat, Stacy and (from left to right) Brendan, Jack and Ryan

FITZGERALD AT-A-GLANCE

Born	December 2, 1974
Alma Mater	Northwestern University, 1997
Degrees	Bachelor's Degree Organizational Studies
Playing Experience	Linebacker, Northwestern, 1993-96 2008 College Football Hall of Fame Inductee
Coaching Experience	Maryland, 1998 Defensive Graduate Assistant Colorado, 1999 Defensive Graduate Assistant Idaho, 2000 Linebackers/Special Teams Northwestern, 2001 Defensive Backs Northwestern, 2002-03 Linebackers Northwestern, 2004-05 Linebackers/Recruiting Coordinator Northwestern, 2006-present Head Coach
Family	Wife; Stacy; Sons, Jack, Ryan and Brendan

In May of 2011, NU Director of Athletics Jim Phillips announced that Fitzgerald and the school agreed to a new 10-year deal that will keep him on the Northwestern sidelines through 2020. The 10-year deal is unprecedented in Northwestern Athletics history.

The program has steadily gained momentum in the nine years since Fitzgerald took over as head coach, starting with a challenging 4-8 campaign in 2006, when just weeks before the season began, Walker's death rocked the NU football program. In 2007, the Wildcats achieved bowl-eligibility with a 6-6 mark but did not play in a postseason game due to a lack of bowl slots for Big Ten teams. The 2007 Wildcats boasted a prolific offense that has become synonymous with NU teams of late, leading the Big Ten in regular-season total offense.

In 2008, a dramatically improved defense and strong special teams play led the 'Cats to a nine-win season and a berth in the Valero Alamo Bowl against Missouri, their first postseason appearance since taking on UCLA in the 2005 Sun Bowl. Northwestern touted the nation's fifth-most improved scoring defense and the Wildcats set a single-season school mark for rushing defense (126.4 ypg), breaking the mark that Fitzgerald and his teammates established in 1995. For his efforts, Fitzgerald was named the 2008 Big Ten Coach of the Year by the Touchdown Club of Columbus, a semifinalist for the George Munger Coach of the Year Award and a finalist for the Liberty Mutual Coach of the Year Award.

In 2009, the Wildcats returned to a New Year's Day Bowl game, their first since Fitzgerald was a student-athlete playing Tennessee in the 1997 Citrus Bowl. Fitzgerald's 2009 club was, perhaps, one of the most resilient teams in recent memory, overcoming a number of injuries and some difficult defeats, only to finish with a "November to remember." The Wildcats opened the month by knocking off unbeaten Iowa, which at the time was ranked No. 4 in the BCS. NU then went to Illinois and defeated its in-state rival before returning home to edge No. 16 (BCS) Wisconsin in the regular-season finale.

The strong finish made the Wildcats a "wanted" bowl team and they landed a berth in the Outback Bowl on Jan. 1. In that game, Northwestern overcame a number of double-digit deficits only to fall 38-35 in overtime to Auburn. That game was widely recognized as the best bowl game of 2009-10, and one of the all-time most exciting postseason games.

In 2010, Northwestern raced to another 5-0 start before beating nationally ranked Iowa on Nov. 13 to move to 7-3 and climb back into the top-25. A season-ending injury to first-team All-Big Ten quarterback Dan Persa, however, slowed the 'Cats' ascent in the national rankings and NU closed the season with a 7-6 mark. Still, NU's third straight winning season under Fitzgerald was capped with yet another New Year's Day bowl berth, a bid to the inaugural TicketCity Bowl at the famed Cotton Bowl in Dallas.

Another strong finish to the schedule (four wins in their final five games) rendered the 2011 Wildcats bowl-eligible for a fifth straight year. The stretch was highlighted by a 28-25 upset of No. 9 Nebraska in Lincoln, which helped position NU for an eventual berth in the Meineke Car Care Bowl of Texas at Reliant Stadium, home of the NFL's Houston Texans.



Following the memorable 10-win 2012 season, the Wildcats fell

victim to injuries and several hard-luck losses in 2013, but went out on a winning note with another road victory over rival Illinois. After the season, Fitzgerald's mentee at place-kicker, Jeff Budzien, repeated as Big Ten Kicker of the Year and earned first-team All-America accolades from numerous outlets, graduating as Northwestern's all-time leader in points scored and field goal conversion percentage.

A graduate of Orland Park's (Ill.) Carl Sandburg High School and a 2003 inductee to the Northwestern Athletics Hall of Fame, Fitzgerald resides in Northfield with his wife, Stacy, and three sons, Jack, born in November 2004, Ryan, born in September 2006, and Brendan, born in February 2009.

"FITZGERALD IS NATURALLY CHARISMATIC, SOMEONE WHO HAS SUCCEEDED IN A PHYSICAL ENDEAVOR AND KNOWS WHAT IT TAKES. HE'S STREET-SMART, WITH A KNACK FOR SAYING THE RIGHT THINGS AT THE RIGHT TIME, AND HE'S UNASHAMEDLY OLD-SCHOOL. AND HE'S JUST GETTING STARTED AT NORTHWESTERN."

—DAN McGRATH, *CHICAGO SUN-TIMES*



"[FITZGERALD'S] A RISING STAR IN THE COACHING RANKS, A WIDELY-RESPECTED LEADER FOR HIS WORK AT HIS ALMA MATER, AND THE MAN MOST LIKELY TO SOMEDAY COACH IN A STADIUM THAT BEARS HIS NAME. WHAT FITZGERALD MEANS TO THIS UNIVERSITY SIMPLY CANNOT BE CALCULATED. YOU CAN CALL TO GAUGE HIS INTEREST, BUT DON'T WASTE YOUR MINUTES:

PAT FITZGERALD IS NORTHWESTERN FOOTBALL."

—PAUL MYERBERG, *USA TODAY*



JERRY BROWN

23rd Season at NU
35th Overall Season
Assistant Head Coach
Defensive Backs Coach

Jerry Brown, the dean of the Wildcat coaching staff, is in his 22nd season with Northwestern. In January 2002, Brown was named assistant head coach. He also coaches the Wildcats' defensive secondary after serving as the defensive coordinator from 1999 to 2001. Including his playing days, Brown has a hand in 147 wins at Northwestern, more than 28 percent of the school's all-time total.

In 2012, the NU secondary was a source of strength for the 10-3 Wildcats despite the group's relative youth. One year after being named a Freshman All-American, safety Ibraheim Campbell excelled in his second year as a starter with 11 pass breakups, two forced fumbles and two interceptions. Campbell earned consensus honorable mention All-Big Ten recognition following the season.

The Wildcats secondary delivered a strong performance in Northwestern's landmark victory in the Taxslayer.com Gator Bowl, intercepting Mississippi State quarterback Tyler Russell four times to raise Northwestern's season total to 13 picks.

Last season saw the emergence of two talented underclassmen in the secondary; true sophomore Traveon Henry assumed the starting safety spot alongside Campbell, while true freshman Matthew Harris earned a starting cornerback role at the season's midpoint. Campbell matched a school record for consecutive games with an interception (5) as the NU defense finished with 19 picks, one shy of the school single-season record.

Brown's coaching career includes stops at the high school, collegiate and professional levels. Before his return to Evanston in 1993, he served as an assistant on Jerry Burns' staff with the Minnesota Vikings, tutoring wide receivers in 1988 and 1989 and defensive backs in 1990 and 1991.

Before moving to the professional ranks, Brown served eight seasons as an assistant at Cal State Fullerton. He coached the Titans' wide receivers during that time and also served as offensive coordinator for his last five seasons. Brown also coached defensive backs at Eastern Illinois for three years (1977-79) and coached at his high school alma mater, Roosevelt, in Kent, Ohio, from 1973-77. He began his coaching career as a graduate assistant at Northwestern in 1972 under head coach Alex Agase.

In 1995, Brown's secondary was one of the main reasons that NU led the country in scoring defense (12.7) and was third in turnover margin (+1.82). Three of his defensive backs from that year, Rodney Ray, Hudhaifa Ismaeli and Chris Martin, earned All-Big Ten honors.

A decade later, Brown's defensive back unit was a huge part of Northwestern's defensive resurgence in 2008, helping the Wildcats rank 25th in the nation in pass efficiency defense. The three upperclassmen in the unit (Sherrick McManis, Brad Phillips and Brendan Smith) earned All-Big Ten recognition while freshman Jordan Mabin was named to Rivals.com, *Phil Steele*, Football Writers Association of America (FWAA) and *Sporting News* Freshman All-America squads.

Brown lettered in his sophomore and junior seasons with the Wildcats as a wide receiver, catching 24 passes for 442 yards and two touchdowns. He played defensive back as a senior, earning second-team All-Big Ten honors and helping Northwestern finish second in the conference. That year, he set the single-season record for pass breakups (12). In 1994, one of his pupils, Rodney Ray, broke that mark with 13 pass breakups. Brown was selected in the ninth round of the 1972 NFL draft by the San Francisco 49ers. Brown, graduated from Northwestern's School of Education in 1972.

He and his wife, Denise (a 1974 Northwestern graduate), have a son, Jerry, and daughter, Kimberly. The Browns reside in Evanston.

BROWN AT-A-GLANCE

Born	September 28, 1949
Alma Mater	Northwestern University, 1972
Degrees	Bachelor's Degree School of Education
Playing Experience	Wide Receiver, Northwestern, 1969-70 Defensive Back, 1971
Collegiate Coaching Experience	Northwestern, 1972 Graduate Assistant/Defensive Backs Eastern Illinois, 1977-79 Defensive Backs Cal State Fullerton, 1980-82 Wide Receivers Cal State Fullerton, 1983-87 Offensive Coordinator/Wide Receivers Northwestern, 1993-96 Defensive Backs Northwestern, 1997-98 Co-Defensive Coordinator Northwestern, 1999-2001 Defensive Coordinator Northwestern, 2002-present Assistant Head Coach/Defensive Backs
Professional Coaching	Minnesota Vikings, 1988-89 Wide Receivers Minnesota Vikings, 1990-91 Defensive Backs
Family	Wife, Denise; Daughter, Kimberly; Son, Jerry
Prominent Players Coached	Louis Ayeni, Harold Blackmon, Marquice Cole, Chris Martin, Rodney Ray, Marvin Ward, Sherrick McManis, Jordan Mabin, Ibraheim Campbell
Brown's Recruiting Areas	Chicago, Southern California (Los Angeles) Texas (Waco, Austin and San Antonio), Alabama and Mississippi



JERRY BROWN



MIKE HANKWITZ

Eighth Season at NU
45th Overall Season
Defensive Coordinator

Veteran defensive coordinator Mike Hankwitz, who has been part of 28 bowl games and more than 350 victories at the collegiate level, is in his eighth season with the Wildcats and his 45th college season overall. He began his Wildcat tenure Jan. 18, 2008.

In Hankwitz's first season, the Wildcats' defense was the fifth-most improved unit in the country. After allowing 31.0 points per game in 2007, NU gave up 20.2 to rank 27th nationally. NU also ranked in the top-30 in sacks (18th), pass efficiency defense (25th) and TFLs (28th). NU posted 20 defensive shutout quarters and held four foes to under 100 yards rushing—including a school-record four against Ohio.

Hankwitz's 2009 defense was turnover oriented, ranking 11th nationally with 30, comprised of 17 interceptions (16th in the country) and 13 fumble recoveries (21st). In 2010, NU limited half of its regular-season opponents to 105 total rushing yards or less while holding two foes to under 50 yards passing.

In 2012, Hankwitz oversaw a defense that made great strides from the year prior, ranking No. 3 in the Big Ten in rushing defense and holding eight of NU's 13 opponents to 20 points or fewer. The 'Cats thrived at creating timely turnovers, with NU leading the Big Ten in turnover margin (+13) and tied for second in the nation in fumbles recovered (16).

Hankwitz' unit also made its mark with late-game stands in 2012, preventing possible go-ahead, fourth-quarter drives by its opponent against Syracuse, Vanderbilt, Boston College, Minnesota, Michigan State and Mississippi State. The road win over the Spartans also featured a pair of goalline stands to help preserve a 23-20 Wildcats victory. After the season, five NU players from the defensive side of the ball were named honorable mention All-Big Ten, including all three starting linebackers.

In addition to Northwestern, Hankwitz has served as defensive coordinator at Western Michigan, Colorado (twice), Kansas, Texas A&M, Arizona and Wisconsin since 1982. He spent 2006-07 with the Badgers, touting one of the nation's top defenses in 2006. Wisconsin was No. 1 nationally in pass efficiency defense (84.19 rating, third-lowest in Big Ten history), No. 2 in scoring defense (12.1 ppg) and fifth in total defense (253.1 ypg).

Prior to UW, Hankwitz spent two years as Colorado's defensive coordinator and interim head coach for the 2005 Champs Sports Bowl. CU won Big 12 North titles in 2004-05. Before Colorado, he was as Arizona's 2003 defensive coordinator (and later interim head coach).

Hankwitz was the defensive coordinator and outside linebackers coach at Texas A&M (1997-2002) where he guided the Aggies' famed "Wrecking Crew" defense. During that span he had five top-20 defenses and won two South Division crowns and one Big 12 title.

Hankwitz spent 1995-96 as defensive coordinator and inside linebackers coach at Kansas. The '95 Jayhawks recorded the school's first 10-win season since 1905 and ranked 10th in the final polls.

Hankwitz enjoyed a 10-year run in his first tenure with Colorado (1985-94). After coaching outside linebackers and punters his first three years, he was named defensive coordinator in 1988. Colorado put together the nation's fifth-best record (58-11-4) from 1989-94—winning the 1990 national title, three Big 8 titles and six national top-20 rankings (with three top-five finishes). The 1989 and 1991 teams set the school record for fewest points allowed (150).

Following stints at Arizona and Purdue, Hankwitz earned his first defensive coordinator position at Western Michigan in 1982.

HANKWITZ AT-A-GLANCE

Born	December 14, 1947
Alma Mater	Michigan, 1970
Degrees	Bachelor's Degree Education
Playing Experience	Tight End, Michigan, 1967-69
Coaching Experience	Michigan, 1970-72 Defensive Graduate Assistant Arizona, 1973-76 Outside Linebackers/Defensive Backs Purdue, 1977-81 Outside Linebackers/Punters Western Michigan, 1982-84 Defensive Coordinator/Defensive Backs Colorado, 1985-94 Defensive Coordinator/OLB/ILB/Secondary Kansas, 1995-96 Defensive Coordinator/Inside Linebackers Texas A&M, 1997-2002 Defensive Coordinator/Outside Linebackers Arizona, 2003 Defensive Coordinator/Outside Linebackers Colorado, 2004-05 Defensive Coordinator/Outside Linebackers Wisconsin, 2006-07 Defensive Coordinator Northwestern, 2008-present Defensive Coordinator
Family	Wife, Cathy; Son, Jacob
Prominent Players Coached	Keena Turner, David Tate, Alfred Williams, Deon Figures, Chad Brown, Ronnie Bradford, Mitch Berger, Chris Hudson, Dat Nguyen, Warrick Holdman, Jason Webster, Rocky Bernard, Shane Lechler
Hankwitz's Recruiting Areas	Wisconsin, Minnesota, Canada



MIKE HANKWITZ

Hankwitz began coaching as a graduate assistant (1970-72) at Michigan under Bo Schembechler. As a Michigan player, he earned three letters and started on the 1969 Big Ten championship Rose Bowl squad. He earned a bachelor's of science degree in education.

He was born in Ludington, Mich., and graduated from Mason County (Scottville, Mich.) Central High School, where he lettered in four sports: football, basketball, track and baseball. He and his wife, Cathy, have a son, Jacob.



MICK McCALL

Eighth Season at NU
27th Overall Season
Offensive Coordinator
Quarterbacks Coach

Mick McCall is entering his eighth season as the offensive coordinator and quarterbacks coach at Northwestern, where he has mentored an All-Big Ten quarterback in four of the last six years.

McCall has been the architect of some of the most unique offensive systems in recent seasons, including 2012 when he utilized a pair of quarterbacks with contrasting styles, Kain Colter and Trevor Siemian. In 2012, Colter started 12 of 13 games and posted a passer efficiency rating of 129.3 while also running for 894 yards and a team-best 12 touchdowns. Siemian, meanwhile, was a lethal pocket passer and orchestrator of the two-minute offense, throwing for 1,312 yards and six touchdowns off the bench.

McCall also took advantage of one of the nation's most dynamic running backs that year, inserting Venric Mark as the team's opening-day starter and helping the junior become NU's first 1,000-yard rusher since 2006. Mark racked up eight 100-yard rushing games and 12 touchdowns, leading an NU rushing attack that ranked fourth in the Big Ten with 226.3 yards per game. McCall's offense produced 31.7 points per game and a pair of second-team All-Big Ten selections in Mark and offensive lineman Brian Mulroe.

In McCall's first year (2008), quarterback C.J. Bachér finished second in the Big Ten in total offense. When an injury kept Bachér out for two games, McCall tweaked the offense to allow Mike Kafka to break the then-Big Ten record for rushing yards by a QB with 217 at Minnesota. Fourteen different 'Cats caught passes in McCall's 2008 spread, with Eric Peterman leading a group of eight 'Cats with double-digit receptions. Keeping with NU's tradition of spread-offense rushing, Tyrell Sutton averaged 98.9 yards per game and was NU's fourth-best receiver en route to earning All-Big Ten honors.

In 2009, All-Big Ten quarterback Mike Kafka made NU the Big Ten's top passing attack, ranking 13th in the country with 286.5 passing yards per game. Kafka, a fourth round NFL Draft choice of the Philadelphia Eagles, led the Big Ten in total offense (286.5 ypg), passing yards (263.8 ypg), completion percentage (64.8), completions per game (24.5) and fewest interceptions (2.44 percent).

McCall's offense gained 625 total yards at the 2010 Outback Bowl, leading to 31 broken or tied Bowl records during a dramatic 38-35 overtime loss. Kafka's 532 passing yards were a school record, while his 47 completions and 78 attempts were NCAA bowl records. Kafka's 98 offensive plays (78 pass, 20 rush) and the 'Cats' 115 total offensive plays were NCAA bowl and NCAA FBS records.

Kafka's successor, Dan Persa, also etched his name in the record books, graduating among the all-time leaders in career passing efficiency and completion percentage. In 2010, the consensus All-Big Ten choice completed a Big Ten-record 73.5 percent of his passes for 2,581 yards and 15 touchdowns against just four interceptions. Persa also ran for 519 yards and nine more scores. The Wildcats ranked third in the Big Ten in passing offense with 242.6 yards per game, compiling a 7-3 record after a win over then-No. 13 Iowa on Nov. 13 before Persa's season came to an end on the winning touchdown pass of that game after he ruptured his achilles tendon.

In 2011, McCall orchestrated an NU offense that was led by two dynamic playmakers in quarterbacks Persa and Colter. McCall helped Colter post a 2-1 mark as the starter while Persa fully recovered from injury and, after Persa's return, employed Colter as a quarterback-running back-receiver hybrid. Colter compiled 673 passing yards, 654 rushing yards and 466 receiving yards and was involved in 18 total touchdowns on the year on his way to honorable mention All-Big Ten honors.

McCall spent 2007 as Bowling Green State University's offensive coordinator, averaging over 400 yards per game. Prior to '07, McCall was BGSU's quarterbacks coach for four years, leading All-Americans Josh Harris (2003) and Omar Jacobs (2004). Jacobs set an NCAA record with 41 TD

McCALL AT-A-GLANCE

Born	April 6, 1957
Alma Mater	Southern Colorado
Degrees	Bachelor's Degree Physical Education
Playing Experience	Quarterback, Southern Colorado, 1975-78 Running Back, Detroit Lions, June 1980
Coaching Experience	Southern Colorado, 1979-82 Quarterbacks/Running Backs Idaho State, 1983-87 Running Backs/Tight Ends/Special Teams Oregon State, 1988-90 Wide Receivers/Tight Ends Douglas County High School, 1991-93 Head Coach J.K. Mullen High School, 1994-2000 Head Coach Wyoming, 2001-02 Quarterbacks/Running Backs Bowling Green, 2003-06 Quarterbacks Bowling Green, 2007 Offensive Coordinator Northwestern, 2008-present Offensive Coordinator
Family	Wife, Joanne; Daughters, Ashley and Brittany
Prominent Players Coached	Merril Hoge, Josh Harris, Omar Jacobs, Mike Kafka, Trevor Siemian
McCall's Recruiting Areas	Chicago (Far North: North of Lake-Cook Road, East of Route 12), Northern California, Colorado, Oregon, Washington



MICK McCALL

passes against four interceptions in 2004, the best ratio in college football history. Harris completed 325-of-494 passes (65.8 percent) for a then-school-record 3,813 yards and 27 TDs.

After 10 years (1991-2000) as head coach at Douglas County and J.K. Mullen high schools in Colorado, McCall spent 2001-02 as the quarterbacks/running backs coach at Wyoming before moving to BGSU. At Mullen, he led the program to a 68-17 mark and the 1998 state title, earning *Denver Post* Coach of the Year honors.

McCall played QB at Southern Colorado—now known as Colorado State-Pueblo—from 1975-78 earning two All-Rocky Mountain Athletic Conference nods and lettering in basketball. In 2012, CSU-Pueblo announced that McCall would be inducted into the school's athletic Hall of Fame.

McCall and his wife, Joanne, have two daughters, Ashley and Brittany.



RANDY BATES

10th Season at NU
34th Overall Season
Linebackers Coach

Randy Bates is in his 10th season directing Northwestern's linebackers unit and his 34th year overall in the coaching profession. Bates assumed his current role at NU after Pat Fitzgerald was named the Wildcats' head coach in July, 2006.

Bates' unit has been a strength of the Wildcats 'D' over the last three seasons, with Bates' trio of starters ranking as the team's top three tacklers in both 2012 and 2013. During the 10-3 campaign in 2012, all three starters—David Nwabuisi, Damien Proby and Chi Chi Ariguzo—earned honorable mention All-Big Ten honors, with Proby (112 tackles) and Ariguzo (106) repeating the feat in 2013.

In 2011, NU's corps of linebackers regularly went six deep in the rotation. The unit's highlight of the year undoubtedly came in NU's 28-25 upset of No. 9 Nebraska on Nov. 5, when the group combined for 21 tackles, 4.0 TFL's, a forced fumble and a pass breakup while shutting down a heralded running attack.

Bates' linebacking corps was a huge part of NU's defensive resurgence in 2008. Prince Kwateng ranked eighth in the Big Ten and among the nation's leaders with 8.2 tackles per game. The linebackers posted 24.5 tackles-for-loss, including 8.5 sacks. In 2009, Quentin Davie and Nate Williams combined to make 176 tackles (19.5 for loss) on their own. The entire group had 26.5 tackles-for-loss, bettering its stellar number from a year before. The following year, Bates had a deep and veteran group, led again by Williams and Davie; the pair combined for 29 stops alone at the TicketCity Bowl against Texas Tech.

In 2007, Kadela ranked 21st in the nation and third in the Big Ten with 125 tackles (10.4 pg), concluding his career four shy of the 300 mark. He earned honorable mention All-Big Ten honors.

Three of NU's top-six tacklers from 2006 were part of the linebacking corps, led by Adam Kadela's team-high 80 tackles. Current Oakland Raider Nick Roach was fourth with 62 despite missing four games due to injury.

Prior to Northwestern, Bates spent six years at Louisiana Tech, including 2005 when he led the school to one of its top defensive seasons in a decade, resulting in a 7-4 record and third-place finish in the WAC. The defense gave up its fewest points since 1994 and ranked fifth in the nation in turnover margin.

While coaching the Louisiana Tech secondary, Bates mentored defensive back Tramon Williams who led the country in pass defenses with 19, which included 16 pass breakups and three picks.

In his six years with the Bulldogs, Bates served in numerous capacities, all on the defensive side of the football. He worked with the entire secondary in 2000 and 2001, the cornerbacks in 2002, linebackers in 2003, the entire secondary in 2004 and finally defensive coordinator and secondary coach in 2005.

Prior to Tech, Bates served two years as the linebackers coach and recruiting coordinator at Kent State University, where he coached standout Pittsburgh Steeler James Harrison.

Bates was the linebackers coach at New Hampshire from 1992 through 1997, during which time the program won three conference northern division titles and Bates coached three of the top 10 tackle leaders in school history. In 1994, New Hampshire went undefeated, won the Yankee Conference championship and reached the NCAA playoffs.

He also coached at Navy (1989-92), St. Joseph's College (1984-88), Miami (Ohio) (1983-84) and Muskingum College (1982-83).

Bates earned a bachelor's degree in physical education at Ohio State in 1983 and a master's in education at Miami (Ohio) in 1985. A retired Naval Lieutenant, he and his wife, Tracey, have three children: Samantha, Alexandra and Olivia.

BATES AT-A-GLANCE

Born	July 3, 1960
Alma Mater	Ohio State, 1983
Degrees	Bachelor's Degree Physical Education Master's Degree, 1985 (Miami, Ohio) Education
Coaching Experience	Muskingum, 1982-83 Offensive Line Miami (Ohio), 1983-84 Offensive Graduate Assistant St. Joseph's College, 1984-88 Defensive Coordinator Recruiting Coordinator Navy, 1989-92 Linebackers/Defensive Backs New Hampshire, 1992-97 Linebackers Kent State, 1997-99 Linebackers/Recruiting Coordinator Louisiana Tech, 2000-05 Defensive Backs, 2000-02 Co-Defensive Coordinator/Linebackers, 2003 Defensive Backs, 2004 Defensive Coordinator, 2005 Northwestern, 2006-present Linebackers
Family	Wife, Tracey; Daughters, Samantha, Alexandra and Olivia
Prominent Players Coached	Bobby Gray, Jerron Wishom, Nick Roach, James Harrison, Tramon Williams, Chi Chi Ariguzo
Bates' Recruiting Areas	Chicago (Far Northwest Suburbs—North of Lake-Cook Road, West of Route 12), Houston, East Dallas and East Texas



RANDY BATES



ADAM CUSHING

12th Season at NU
14th Overall Season
Offensive Line Coach

Adam Cushing is in his 12th season on the Wildcats staff and his 11th as a full-time assistant. In February of 2009, he was promoted from superbacks coach to offensive line coach.

In 2012, Cushing's unit lived up to the "Big 'Cats" moniker it adopted before the season began, consistently using its physicality, speed, stamina and experience to create opportunities for NU's playmakers. The Wildcats ranked fourth in the Big Ten in rushing yards per game and produced the program's first 1,000-yard rusher since 2006. The group paved the way for 31 rushing touchdowns—including 14 straight early in the season—and twice was asked to run-block 60 or more times in a game (67 vs. Illinois, 60 vs. Indiana).

NU also performed well in pass protection situations, allowing the fewest sacks in the Big Ten (16 in 13 games).

The group was led by a trio of seniors in left guard Brian Mulroe, left tackle Patrick Ward and right guard Neal Deiters, with Mulroe receiving second-team All-Big Ten honors from the media and Ward taking home his first career honorable mention all-conference laurel.

In his first year in charge of the offensive line, Cushing molded a young group which gelled and excelled toward the end of the 2009 season. The line blocked for eventual fourth-round NFL Draft pick Mike Kafka and contributed to a record-breaking offensive performance in the 2010 Outback Bowl, where Kafka threw for a school-record 532 yards while NU broke the NCAA record for offensive plays in a game.

Cushing's offensive line came together in 2010 to pave the way for four 100-yard rushing performances in Northwestern's final six games—NU's first such efforts since the 2008 Alamo Bowl. Overall, NU's regular-season rushing total increased 25 percent over 2009. Left tackle Al Netter earned All-Big Ten honorable mention from the media for the second-straight season while center Ben Burkett began the year as a member of the Rimington Trophy watch list for the second-straight time. The group helped Dan Persa earn an All-Big Ten first team honor from the coaches and a second-team nod from the media, allowing him to complete a Big Ten-record 73.5 percent of his passes on the year.

NU returned one of the nation's most experienced offensive lines in 2011, with then-newcomer Brandon Vitabile joining Netter, Burkett, Pat Ward and Brian Mulroe up front. All five started all 13 games for the 'Cats, helping NU post the fifth-best rushing attack in the Big Ten. After going without a 300-yard rushing game since 2005, Northwestern achieved the feat twice in 2011.

As the Wildcats' superbacks' coach, Cushing mentored then-true freshman Drake Dunsmore, who was named to the *Sporting News* Freshman All-Big Ten team in 2007. Dunsmore ranked third on the team with 12.8 yards per catch among players with 10 or more catches, picking up 141 yards on 11 receptions.

Cushing played at prep power Mt. Carmel High School, and went on to play at NCAA Division III University of Chicago. There, Cushing was a three-year starter at tight end and senior captain, and was named to the all-University Athletic Association team three-straight years (1999-2001). He helped the Maroons win UAA titles in 1998 and 2000. He finished his collegiate career with 72 receptions, good enough for 10th on U of C's career catches list.

A Dean's List honoree, Cushing graduated with a bachelor's degree in psychology from Chicago in 2002. He completed work on his master's degree in general education at La Verne in 2004.

Cushing is married to Dr. Jaime Cushing, DDS. They have two daughters, Abby and Dana, and a son, Alex. The Cushings reside in Evanston.

CUSHING AT-A-GLANCE

Born	May 29, 1980
Alma Mater	University of Chicago, 2002
Degrees	Bachelor's Degree Psychology Master's Degree (La Verne) General Education
Playing Experience	Tight End, University of Chicago, 1998-2002
Coaching Experience	La Verne, 2002-04 Assistant Coach Northwestern, 2004 Graduate Assistant Northwestern, 2005-07 Tight Ends/H-Backs Northwestern, 2008 Superbacks/Recruiting Coordinator Northwestern, 2009-10 Offensive Line/Recruiting Coordinator Northwestern, 2011-present Offensive Line
Family	Wife, Jaime; Daughters, Abigail and Dana
Prominent Players Coached	Al Netter, Pat Ward, Drake Dunsmore, Brandon Vitabile
Cushing's Recruiting Areas	South Chicago (US 55 to Indiana Border), Northeast Ohio, Western Pennsylvania, Oklahoma and Tennessee



ADAM CUSHING



BOB HEFFNER

Seventh Season at NU
32nd Overall Season
Superbacks Coach

Veteran assistant coach Bob Heffner joined Northwestern in February of 2009 as its superbacks coach and has spent the last six seasons enhancing the position's role in the Wildcats offense.

Heffner's tutelage of NU's Drake Dunsmore over his first three years on staff represented a resounding success, culminating in Dunsmore being voted the inaugural winner of the Kwalick-Clark Big Ten Tight End of the Year Award in 2011. Dunsmore, who also was a consensus first-team All-Big Ten selection, became NU's career leader for receiving yards by a tight end and graduated with 1,567 yards on 143 catches.

A year later, Heffner's guidance ensured a smooth transition to Dunsmore's replacement, which came in the form of true freshman Dan Vitale. Vitale arrived at Northwestern with the possibility of playing multiple positions but found a home in Heffner's position room and soon was making major contributions on the field for NU. He went on to start 10 games and finish fifth on the team in both receptions (28) and receiving yards (288). An ESPN.com All-Rookie Team selection, Vitale came up especially big for the 'Cats in wins at Michigan State (nine catches, 110 yards) and in the TaxSlayer.com Gator Bowl (seven catches, 82 yards).

As a sophomore in 2013, Vitale finished third on Northwestern with 34 catches and three touchdowns and fourth with 382 receiving yards.

Prior to NU, Heffner spent 2001-08 at Lafayette College, becoming associate head coach in 2002 while serving as offensive line coach from 2001-07 and as offensive coordinator in 2008. In a five-year span, his linemen earned 13 all-league honors.

As offensive coordinator in 2008, Heffner's squad ranked second in Patriot League rushing and led the nation with the fewest turnovers. In 2006, Lafayette won its third-straight League title and advanced to the Division I-AA playoffs. Heffner's offensive line blocked for tailback Jonathan Hurt, the conference Offensive Player of the Year. Six times in his last eight seasons with Lafayette, the team ranked first or second in League rushing or passing. He won three-straight Patriot League titles.

Heffner also had two earlier successful stints at Lafayette, which were sandwiched around four years in the professional ranks. In 1988-89, he coached the offensive line and helped the 1988 Leopards to the Patriot League title. He then worked with CFL's British Columbia Lions (1990-92) as their co-offensive coordinator, coaching Doug Flutie, the CFL's MVP in 1991 and Jim Mills, the two-time Most Valuable Offensive Lineman in 1990-91. Heffner spent one season with the AFL's Tampa Bay Storm as the line coach and director of player personnel in 1993 before returning to Lafayette in the fall of '93. He was the Leopards' offensive coordinator for three seasons, which included a Patriot League title in 1994.

In 1996, Heffner coached offensive line at Northern Illinois. In early 1997, Heffner joined former NU assistant coach Ron Vanderlinden at Maryland, coaching tight ends and tackles for two seasons before serving as offensive coordinator from 1999-2000.

In Heffner's first season directing Maryland's offense, the Terrapins posted the 10th-best scoring average in school history. Maryland ranked first in the ACC and 12th nationally in rushing yards per game (234.1), and LaMont Jordan earned second-team All-America honors, ranking fifth in the nation in rushing.

Heffner graduated from Temple in 1979 with a secondary education bachelor's degree, helping the Owls from his spot on the offensive line to consecutive Mirage Bowl appearances in 1977 and 1978. He began full-time coaching at Illinois State with the interior defensive line in 1981 before coaching offensive line in a seven-year stay.

Heffner, and his wife, Nancy, have three daughters, Katie, Molly and Shelby.

HEFFNER AT-A-GLANCE

Born	August 2, 1956
Alma Mater	Temple, 1979
Degrees	Bachelor's Degree Secondary Education
Playing Experience	Offensive Guard, Temple, 1976-78
College Coaching Experience	Temple, 1979 Graduate Assistant Illinois State, 1981-87 Interior Defensive Line/Offensive Line Lafayette College, 1988-89 Offensive Line Lafayette College, 1993-95 Offensive Line/Offensive Coordinator Northern Illinois, 1996 Offensive Line Maryland, 1997-98 Tight Ends and Tackles Maryland, 1999-2000 Offensive Coordinator Lafayette College, 2001-07 Associate Head Coach/Offensive Line Lafayette College, 2008 Associate Head Coach/Offensive Coordinator Northwestern, 2009-present Superbacks
Professional Coaching Experience	British Columbia Lions (CFL), 1990-92 Co-Offensive Coordinator/Offensive Line Tampa Bay Storm (Arena), 1993 Line Coach/Director of Player Personnel
Family	Wife, Nancy; Daughters, Katie, Molly and Shelby
Prominent Players Coached	Doug Flutie, Jim Mills, Jonathan Hurt, Jeff Dugan, Zachary Dixon, Robert Brewer, Jim Meyer, Drake Dunsmore
Heffner's Recruiting Areas	Chicago—North Suburbs, New Jersey, Eastern Pennsylvania, Maryland, Washington D.C., New York, Connecticut and Massachusetts



BOB HEFFNER



MARTY LONG

Eighth Season at NU
28th Overall Season
Defensive Line Coach

Marty Long is entering his eighth season at the helm of Northwestern's defensive line after coming to the Wildcats prior to the 2008 campaign.

Overseeing one of NU's most veteran position groups in 2012, Long helped his front line consistently stifle opposing rushing attacks and disrupt action in the backfield. The 'Cats ranked third in the Big Ten with 127.6 rushing yards allowed per game—one yard shy of the school record Long's unit recorded in 2008. The defensive end tandem of Tyler Scott and Quentin Williams combined for 21.0 TFL's, 13.5 sacks and five forced fumbles, while Williams provided the exclamation point on the year with his INT return for touchdown on the third play from scrimmage at the TaxSlayer.com Gator Bowl.

Scott's playing career under Long came full circle as a senior in 2013 when he registered 10.0 TFLs, 6.0 sacks, two interceptions and two forced fumbles en route to being named Northwestern's team MVP after the season. Long also groomed underclassmen Dean Lowry, Deonte Gibson and Ifeadi Odenigbo into impact players at defensive end, with the redshirt freshman Odenigbo notching 6.5 TFLs and 5.5 sacks on only nine total tackles for the year.

In his first year at NU, Long's defensive line was Northwestern's most-improved and impressive unit. Led by first-team All-Big Ten selection Corey Wootton at defensive end, the Wildcats ranked 18th in the nation and second in the conference in sacks with 2.62 per game. As an individual, Wootton led the team both with 10.0 sacks (21st in the nation) and 16.0 tackles-for-loss (35th in the nation). NU's five regular starters all had a minimum of 3.5 sacks and 5.5 tackles-for-loss. NU's line helped hold four different opponents to under 100 yards rushing, including limiting Ohio to a school-record four net rushing yards. John Gill joined Wootton as an All-Big Ten honoree.

In 2009, NU's defensive line recorded 30.5 tackles for loss including 18 sacks to help the Wildcats rank 34th in the nation in sacks. Wootton recovered from a devastating knee injury in the 2008 Alamo Bowl to finish strong, becoming a fourth-round NFL Draft pick of the Chicago Bears and making his mark as a regular contributor on the Bears D-Line.

Long's unit held half of NU's 2010 regular-season foes to under 105 yards rushing while combining for a whopping 41.5 regular-season tackles-for-loss. Much of that production came from Browne, whose 15.5 tackles for loss ranked him third in the conference and ninth in NU single-season history.

In 2011, Long oversaw a defensive line group that regularly went eight deep, using a number of personnel combinations over the course of the year. Northwestern racked up an impressive 53.0 tackles for loss in 2011, up from 41.5 in the 2010 regular season and 29.5 the season prior.

Long spent 12 years on the West Coast prior to NU, coaching at Arizona (1996-2003), Nevada (2004-06) and Washington State (2007). He also coached (1987-93) at his alma mater, The Citadel, working with the defensive line and outside linebackers.

Since graduating from The Citadel in 1986 with a bachelor's degree in math and computer science, where he played running back, Long has coached college for all but two years. He was a defensive graduate assistant at Western Kentucky (1986) and The Citadel (1987) before earning full-time status at his alma mater from 1988-94 when he jumped to the pro ranks, serving two years as a defensive assistant with the CFL's Baltimore Stallions.

Long moved back into college coaching as defensive line coach at Arizona and in 2004, Long began a three-year stint at Nevada, coaching the defensive line. He then served on Bill Doba's staff at Washington State.

LONG AT-A-GLANCE

Born	January 8, 1964
Alma Mater	The Citadel, 1986
Degrees	Bachelor's Degree Math and Computer Science
Playing Experience	Running Back, The Citadel
Collegiate Coaching Experience	Western Kentucky, 1986 Defensive Graduate Assistant The Citadel, 1987 Defensive Graduate Assistant The Citadel, 1988-93 Defensive Line/Outside Linebackers Arizona, 1996-2003 Defensive Line Nevada, 2004-06 Defensive Line Washington State, 2007 Defensive Line Northwestern, 2008-present Defensive Line
Professional Coaching	Baltimore Stallions, CFL, 1994-95 Defensive Assistant
Family	Wife; Donna; Son, Jerrell; Daughters, Anna, Kayla
Prominent Players Coached	Copeland Bryan, Brandon Manumaleuna, Joe Salave'a, Joe Tafoya, Corey Wootton, Corbin Bryant
Long's Recruiting Areas	Chicago Public, Orlando and South Florida, Virginia, North Carolina, South Carolina, West Virginia



MARTY LONG

In his career, Long has been part of several championships. At The Citadel, he helped win a Southern Conference title (11-2) in 1992. With the Baltimore Stallions, he won the 1995 Grey Cup (18-3) with the best record in league history. At Arizona, the 1998 Wildcats went 12-1 (best season in school history) and won the Holiday Bowl. At Nevada, the Wolfpack won the 2005 WAC title (9-3) and played in the Hawaii Bowl. In 1992, Long earned a Coach of the Year Medallion from the Eastman Kodak Company.

Long is a native of Rock Hill, S.C., where he attended Northwestern High. He and his wife, Donna, have a son, Jerrell, and two daughters, Anna and Kayla.



MATT MacPHERSON

11th Season at NU
17th Overall Season
Running Backs Coach
Recruiting Coordinator

Matt MacPherson is in his 11th season as the Wildcats running backs coach and, in February, 2011, added the title of recruiting coordinator to his responsibilities.

Northwestern's running attack in 2012 was nothing short of a revelation, with MacPherson mentoring junior Venric Mark to 1,366 rushing yards and NU's first 1,000-yard season by an individual since Tyrell Sutton in 2006. The explosive Mark averaged 6.2 yards per carry and scored 12 touchdowns on the ground en route to earning consensus second-team All-Big Ten accolades and being named a semifinalist for the coveted Doak Walker Award.

MacPherson also guided Mike Trumphy to a successful return from a torn ACL suffered in October, 2011, with the physical Trumphy backing up Mark to the tune of 349 yards and 4.6 yards per attempt. Collectively and along with the rushing efforts of QB Kain Colter, Northwestern ranked fourth in the Big Ten and 14th in the country with 225.5 ground yards per outing. NU ran for over 300 yards on three occasions—all three times against Big Ten defenses—including a season-best 394 yards on 58 carries against Indiana.

MacPherson's first season in charge of NU's running backs notched him a 1,000-yard rusher in Sutton, who followed his record-breaking freshman year with 1,000 yards on 189 attempts with 40 receptions (261 yards) out of the backfield in 2006.

In 2007, Sutton was named an honorable mention All-Big Ten selection by the coaches despite missing five-plus games with an ankle injury. In Sutton's absence, both Omar Conteh and Brandon Roberson recorded 100-yard rushing games.

The Wildcats employed a running back by committee approach in 2009 and 2010 due to similarly skilled players and injuries. All told, six different running backs recorded carries and five started at least one game in 2010, when NU's regular-season rushing total increased 25 percent over its 2009 total. Jacob Schmidt emerged as a reliable starter, scoring four touchdowns in four starts. After an injury to Schmidt, Trumphy stepped up to start the next four games until an injury kept him out of the regular season finale and TicketCity Bowl. In his four starts, Trumphy put together two 100-yard rushing efforts, averaging 4.6 yards per carry on the year while leading NU in rushing for the season.

The running game remained consistent in 2011 despite losing Trumphy to an ACL injury in the Big Ten-opener vs. Illinois. Schmidt started 12 of 13 games including a career-best performance of 110 yards and two touchdowns at Indiana. Schmidt also keyed one of NU's most memorable drives of the year, a series of 13 plays covering 66 yards and ending in seven points that sealed the 'Cats' win at No. 9 Nebraska.

With Venric Mark enduring several injuries that resulted in a medical redshirt season in 2013, MacPherson relied on Treyvon GreenClick here to hear it and Mike Trumphy to carry the rushing load, with Green surpassing 100 yards in three different games. Redshirt freshman Stephen Buckley also emerged as a dynamic runner in the mold of Venric Mark—posting a career-high 99 yards at Iowa—before seeing his season end with an injury at Nebraska.

Prior to joining the Wildcat staff, MacPherson spent two seasons working on Jeff Genyk's staff at Eastern Michigan University, coaching the Eagles' safeties. Prior to his two-year stint at Eastern Michigan, MacPherson was the defensive coordinator/linebackers coach at Kenyon College in Gambier, Ohio.

MacPHERSON AT-A-GLANCE

Born	October 27, 1976
Alma Mater	DePauw, 1999
Degrees	Bachelor's Degree Health and Physical Performance
Playing Experience	Linebacker, DePauw, 1995-98
Coaching Experience	DePauw, 1999 Graduate Assistant/Recruiting Coordinator Northwestern, 2000-02 Defensive Graduate Assistant Kenyon, 2003 Defensive Coordinator/Linebackers Eastern Michigan, 2004-05 Safeties Northwestern, 2006-present Running Backs
Family	Wife, Pamela; Sons, Thomas and Andrew; Daughter, Emily
Prominent Players Coached	Tyrell Sutton, Venric Mark
MacPherson's Recruiting Areas	Chicago (Near West Suburbs), Ohio (Columbus and Northwest Ohio), Michigan and Dallas



MATT MacPHERSON

A native of Dayton, Ohio, MacPherson attended DePauw, where he was a two-time first-team all-conference linebacker. He also was named a third-team *Football Gazette* All-American in 1998. He was DePauw's Defensive Player of the Year in 1998, and went on to be selected to the school's All-Century Team.

MacPherson and his wife, Pamela, have three children: Thomas, Andrew, and Emily.



DENNIS SPRINGER

Fifth Season at NU
21st Overall Season
Wide Receivers Coach

Dennis Springer is entering his fifth year as Northwestern's wide receivers coach after joining the program on Jan. 31, 2011. He came to NU after spending the previous three seasons at Indiana University, serving as the assistant head coach and running backs coach, as well as the Hoosiers' co-special teams coordinator.

In his first season in Evanston, Springer oversaw the continued growth of Jeremy Ebert into one of the most prolific wide receivers in the Big Ten. Ebert's 1,025 receiving yards in 2011 represent the first 1,000-yard season by a Wildcat pass-catcher since D'Wayne Bates in 1998 and the fourth-highest single-season total in school history. Ebert, a second-team All-Big Ten selection by the media who later was drafted by the New England Patriots, ranked second in the league with 11 touchdown catches and third with 5.9 catches per game.

In year two, Springer continued to mentor a unit that was as young as it was deep and dynamic. Springer instilled a selfless attitude among the wideouts, allowing them to commit to blocking on the perimeter for the explosive running game led by Venric Mark and Kain Colter. But the 'Cats also took plenty of shots down the field, with Tony Jones (29 receptions, 335 yards, four touchdowns) and Christian Jones (35 catches, 412 yards, two TDs) as the primary deep threats.

Those two Jones (no relation) were again hard to keep up with in 2013, combining for more than 100 receptions and nearly 1,300 yards receiving. Christian Jones completed the year with a monster game vs. rival Illinois, grabbing 13 passes for 182 yards and two highlight reel TDs. Rashad Lawrence also completed his Wildcat tenure with 31 grabs for 463 yards on the year, including a career-high 149 vs. No. 4/3 Ohio State.

Springer's best rushing season in Bloomington came in 2008 when Indiana finished sixth in the Big Ten with 2,003 yards on the ground and 19 touchdowns. The Hoosiers averaged 4.5 yards per carry for the year, posting their best rushing season since 2001.

On special teams, Indiana ranked third in the Big Ten in 2010 in kickoff returns, averaging 23.1 yards after racking up 1,476 yards on 64 returns. Tandon Doss led the Hoosiers with 1,016 yards on 41 returns.

Springer spent one season as the assistant head coach and defensive secondary coach at Western Kentucky University as the Hilltoppers made the transition from the FCS to the FBS level.

Springer's coaching career has its roots in the Mid-American Conference as he spent four seasons at Bowling Green State University prior to joining the staff at WKU. Springer was in charge of the running backs from 2003 to 2005 before making the transition to the defensive side of the ball, taking responsibility of the safeties for the 2006 season. He helped guide the Falcons to the 2003 MAC West Division title and a 28-24 victory over Northwestern in the Motor City Bowl. BGSU also won the 2004 GMAC Bowl, defeating Memphis 52-35, and captured the 2005 MAC East Division championship.

Springer's lengthiest tenure came at Ball State University where he spent 10 seasons with the Cardinals in a handful of capacities. He began his coaching career as a graduate assistant for the 1993 and 1994 seasons before being promoted to wide receivers coach in 1995. Springer filled that role until the 1999 season when he resumed responsibility of the outside linebackers, a position he held for two years before being named the defensive secondary coach for the 2001 and 2002 seasons.

A Fort Wayne, Ind., native, Springer earned his bachelor of science in secondary education from Butler University in 1993 after helping the Bulldogs to three Midwest Intercollegiate Football Conference championships. Springer and his wife, Nicole, have two daughters, Sophia and Sydney.

SPRINGER AT-A-GLANCE

Born	October 5, 1969
Alma Mater	Butler, 1993
Degrees	Bachelor's Degree Secondary Education
Playing Experience	Defensive Back, Butler, 1988-91
Coaching Experience	Ball State, 1993-94 Graduate Assistant Ball State, 1995-98 Wide Receivers Coach Ball State, 1999-2000 Outside Linebackers Coach Ball State, 2001-02 Defensive Secondary Coach Bowling Green, 2003-05 Running Backs Bowling Green, 2006 Safeties Coach Western Kentucky, 2007 Defensive Secondary Coach Indiana, 2008-10 Assistant Head Coach/ Running Backs Coach/ Co-Special Teams Coordinator Northwestern, 2011-present Wide Receivers Coach
Family	Wife, Nicole; Daughters, Sophia and Sydney
Prominent Players Coached	Marcus Thigpen, Jeremy Ebert, Kyle Prater
Springer's Recruiting Areas	Far West Suburbs, St. Louis, Kansas City, Indiana, Downstate Illinois, North Florida



DENNIS SPRINGER



CLAY BIGNELL

Second Season
Defensive Graduate Assistant

Clay Bignell joined Northwestern as a defensive graduate assistant in May, 2014, arriving in Evanston following a one-year stint as a defensive intern at his alma mater, Montana State.

Bignell's duties during the 2013 campaign included significant work on video breakdown, scouting and practice preparation for his fellow defensive coaches, helping the Bobcats to a 7-5 season.

A linebacker from Helena Capital High School in Montana, Bignell won a pair of Big Sky Championships with the Bobcats during his playing days and served as a team captain. He was a second-team All-Big Sky Conference selection as a sophomore when he registered 21 total tackles with 5.5 TFLs, and as a senior led MSU to a 10-3 record.

Bignell graduated from Montana State with a degree in business.



DAVID GIRARDI

First Season
Defensive Graduate Assistant



David Girardi is serving as a defensive graduate assistant for the Wildcats in 2014, his first season in Evanston. Prior to arriving at Northwestern, Girardi filled a similar role at Seton Hill in Greensburg, Pa.

As a player, Girardi was an accomplished signal caller at Geneva College between 2008-2010. He earned three All-Presidents's Athletic Conference honors as a quarterback to go along with a pair of National Christian College Athletic Association All-America nods.

During his career Girardi threw for more than 6,000 yards and 37 touchdowns. He holds the single season and career records for completion percentage at Geneva.

In addition to taking snaps under center, Girardi punted for the Torandoes. He earned both All-PAC and All-NCCAA recognition at that position in 2010.



DAN HERNANDEZ

Third Season
Offensive Graduate Assistant

Dan Hernandez is in his third season as a member of the Northwestern coaching staff and his second as the program's offensive graduate assistant. Hernandez spent the 2013 season as Northwestern's offensive quality control assistant, aiding offensive coordinator Mick McCall with opponent preparation and film study as well as play-call scripting and other in-game tasks.

Hernandez also served as a recruiting assistant to Wildcats defensive line coach Marty Long, whose recruiting areas included Florida, Texas, Georgia and North Carolina.

Before coming to Evanston, Hernandez worked for four years at Florida International University in Miami. He began as a football operations assistant before spending two years as the Panthers' assistant director of football operations, helping the program win a Sun Belt Conference championship as well as the Little Caesar's Pizza Bowl in 2010. In his last year at FIU, Hernandez became the offensive graduate assistant under head coach Mario Cristobal.

Hernandez played defensive line at Division II Upper Iowa University, serving as a two-year team captain and earning three Northern Sun Conference All-Academic Team honors. He graduated in 2009 with a degree in Criminology before earning his Master's in Public Administration from Florida International University in 2011.



TOMMY REES

First Season
Offensive Graduate Assistant

Tommy Rees joins the Wildcats in 2015 as an offensive graduate assistant. Rees played quarterback at Notre Dame for four seasons from 2010-13.

During his tenure with the Fighting Irish, Rees threw for more than 7,600 yards and 60 touchdowns. He started every game in 2011 and 2013, while serving as a key reserve during Notre Dame's 2012 BCS run.

Rees' father, Bill, previously worked at Northwestern as the coordinator of player personnel. He also spent time in the front office with the Chicago Bears.



CODY CEJDA

Seventh Season
Director of Football Operations

Cody Cejda is in his seventh season at Northwestern and his fifth as the Director of Football Operations after being promoted prior to the 2011 season. He also is continuing in his role as NU's NFL liaison, assisting NFL personnel with their visits and helping student-athletes understand the transition to the NFL and other professional leagues.

In his role at Northwestern, Cejda oversees the day-to-day operations and budget of the football program. His duties include coordinating team travel, bowl game preparations, training camp schedules, off-site events and team meals. He also operates as the football program's liaison to members of the Northwestern Athletics administrative staff as well as NU's marketing, athletic communications, academic services.

Cejda's tenure as director of operations includes Northwestern's 10-win season in 2012, when the Wildcats claimed victory in the TaxSlayer.com Gator Bowl and ended the year ranked No. 16 in the *USA Today*/Coaches poll and No. 17 in the AP.

Prior to 2011, Cejda spent two years as coordinator of player development, coordinating student-athlete summer jobs and internships, community outreach and academic issues. He also played a major role in all day-to-day recruiting operations.

Cejda served as a recruiting assistant and as the senior student manager for Michigan, where he earned a bachelor's degree in business administration in 2007. Before joining Northwestern, Cejda worked as a consulting analyst for Accenture.



JACOB SCHMIDT

Fourth Season
Director of Player Development

After a remarkable playing career at Northwestern that saw him go from walk-on to starting running back, Jacob Schmidt was hired as NU's Director of Player Development in March of 2012.

In his new role, Schmidt coordinates various aspects of players' off-the-field experience at NU, including the Big Brother program that matches current Wildcats with Wildcats football alums in the professional world.

A native of Rhinelander, Wis., Schmidt arrived at NU as a walk-on in 2007, redshirting in his initial year on campus before playing in all 13 games on special teams in 2008. Schmidt earned the starting running back role as a senior in 2011 and finished as the team's second-leading rusher with 471 yards and six touchdowns. His stellar season featured a career-best 110-yard performance on 15 carries (7.3 yards per carry) with two touchdowns in a road win vs. Indiana.

Schmidt was a key contributor to a senior class that won 36 games during its five years in Evanston and led the Wildcats to four consecutive bowl game appearances.

A Capital One second-team All-American in 2011, Schmidt completed his undergraduate studies at Northwestern with a degree in human development and psychological services and currently is pursuing his master's degree in higher education administration at NU.



CHRIS BOWERS

Fifth Season
Director of Player Personnel

Chris Bowers returned for his second stint with the Northwestern Football program prior to the 2011 season, overseeing many of NU's recruiting efforts as the program's Director of Player Personnel. Bowers previously spent four years in Evanston as a recruiting assistant and graduate assistant before moving on to build his college football resume at Defiance College, Concord University and Valparaiso.

Bowers began his first stint in Evanston as a recruiting assistant (2003-04) and assistant director of football operations (2004-05), during which time he worked closely with then-linebackers coach and recruiting coordinator Pat Fitzgerald. In 2005, Northwestern signed one of the most highly touted recruiting classes in program history, a group that featured seven players that went on to play at the professional level—including Tyrell Sutton, Mike Kafka and Corey Wootton.

Since returning to Northwestern, Bowers has helped the Wildcats assemble three of the most highly rated recruiting classes in program history, including a highly regarded 19-player class in 2013. In 2014, Northwestern's incoming group was ranked No. 38 in the country by ESPN with a No. 41 composite ranking by 247Sports.

Bowers earned a B.A. in history from Wittenberg University in 1999 and his master's degree from the University of Findlay.

A native of Lima, Ohio, Bowers and his wife, Christina, have a daughter, Davalyn, and son, Joseph.



DARBY DUNNAGAN

Third Season
Director of Video Operations

Darby Dunnagan joined Northwestern as the program's Director of Video Operations in July, 2013, after a successful six-year stint as video coordinator for the football program at the University of Memphis.

In her role with the Wildcats, Dunnagan is responsible for the supervision of NU's football video staff, coordinating filming of practice and providing edited practice and opponent footage to the coaching staff. She also contributes to the program's efforts related to shooting and editing post-production features on players and special events.

Dunnagan maintained similar responsibilities at Memphis and also assisted in the online streaming of athletic competitions and press conferences to the Tigers' official website. Dunnagan was the C-USA Video Coordinator of the Year in 2010-11 and 2012-13 and also was the 2013 Bob Matey National Video Coordinator of the Year. In 2014, she began her tenure as the vice president of Collegiate Sports Video Association.

A native of Rural Retreat, Va., Dunnagan worked two years as a GA in the video department at Marshall prior to coming to Memphis. While at Marshall, she prepared and distributed weekly opponent exchange tapes, supervised student assistants and assisted the video coordinator in the day-to-day operations. She earned her master's degree in sports administration in May, 2007.

Dunnagan got her start in athletics at the University of Virginia, where she earned a bachelor's degree in anthropology and sociology.



MICHAEL MILLIGAN, M.D.

Third Season
Director of Sports Medicine
Head Team Physician

Northwestern University Health Services (NUHS) and the Department of Athletics and Recreation announced in May of 2013 the hiring of Michael Milligan, M.D., as Head Team Physician and Director of Sports Medicine Services for Intercollegiate Athletics and NUHS.

Under the supervision of John Alexander, M.D., Executive Director of NUHS, and Jim Phillips, Vice President for Athletics and Recreation, Milligan is tasked with continuing the development of sports medicine services for Northwestern student-athletes while also developing a comprehensive program of sports medicine services for students participating in club and intramural sports and the general student body.

Dr. Milligan came to Northwestern after serving as the Medical Director and Head Team Physician for UNLV Athletics since 2008. Dr. Milligan works out of the Buehler Sports Medicine facility at Ryan Field as well as the Searle Health Services Building.

Dr. Milligan, a native of Whiteville, N.C., was a football letter winner at Presbyterian College where he graduated Cum Laude with Honors in chemistry before attending the East Carolina University School of Medicine as a Brody scholarship recipient and completing residency training in family medicine at East Carolina University/Pitt County Memorial Hospital. Following residency, Dr. Milligan practiced rural family medicine in Eastern North Carolina before pursuing aspirations of a career in sports medicine.

He completed a two year sports medicine fellowship with the University of Nevada School of Medicine in Las Vegas during which time he served as a team physician for UNLV athletics, physician for the Las Vegas Marathon, and physician for the Las Vegas 51s, Las Vegas Wranglers and Las Vegas Gladiators. Dr. Milligan also completed a Faculty Development Fellowship at the University of North Carolina Chapel Hill.

Since 2008 Dr. Milligan has served as Medical Director and Head Team Physician for UNLV athletics. During this period he also served as Program Director for the University of Nevada School of Medicine Sports Medicine Fellowship, training physicians in sports medicine. Additionally, he managed a private practice sports medicine clinic where he cared for members of the community providing sports medicine care with an emphasis on orthopedic and musculoskeletal care.

Dr. Milligan has spoken frequently at the state, regional and national levels. He currently serves as a reviewer for two medical journals. In 2010 he was recipient of a Special Service Award from the Nevada Athletic Trainers Association.

In his free time Dr. Milligan enjoys long distance cycling and running and has completed several ultramarathons. After college Dr. Milligan bicycled from San Francisco to Washington, D.C. as part of the Journey of Hope cycling team raising awareness and funds for those with disabilities.



TORY LINDLEY

14th Season
Associate Athletic Director
Head Athletic Trainer

Tory Lindley, ATC, a 2011 inductee to the Illinois Athletic Trainers Association (IATA) Hall of Fame, is in his 13th year as NU's head athletic trainer. Lindley supervises NU's 17 staff athletic trainers, 10 sports performance coaches, as well as interns and students in both units. Along with Dr. Milligan, Tory manages healthcare providers in fields such as sports psychology, sport nutrition and manipulative medicine. On a day-to-day basis, Tory manages athletic training health care services for the football program.

In 2012, the National Athletic Trainers' Association (NATA) named Tory the NCAA Division I Head Athletic Trainer of the Year. A published author in the *Journal of Athletic Training*, *Athletic Therapy Today* and *Rehab Management*, Lindley is an associate editor of *Athletic Training & Sports Health Care Journal*. Lindley also is a recipient of the 2012 NATA Most Distinguished Athletic Trainer Award, the Great Lakes Athletic Trainers' Association (GLATA) Dedicated Service Award and the 2007 NATA Athletic Training Service Award.

Lindley serves on the NATA Board of Directors as District Four Director. He has served as GLATA President, President-Elect and Illinois State Representative. During his presidency, the organization completed strategic planning initiatives, implemented a student-mentoring program and created standing committees for governmental affairs and revenue.

Before coming to Evanston, Lindley was head athletic trainer at Eastern Michigan and a clinical supervisor and lecturer in the accredited athletic training curriculum for two years. Prior to EMU, he spent four years as a staff athletic trainer at his alma mater, Michigan State (1996-2000), where he earned a bachelor's degree in education with a specialization in athletic training in 1991.

Lindley and his wife, Bethann, have three children: Jonah, Evan and Genevieve.



RYAN COLLINS

Seventh Season
Assistant Athletic Trainer

Ryan Collins, ATC, is in his seventh year as an assistant athletic trainer at Northwestern. Prior to NU, Collins served as the head athletic trainer for two years at Dominican. Before his two-year stint at DU, he spent five years as an assistant athletic trainer as well as a clinical supervisor and lecturer in the accredited athletic training curriculum at Eastern Illinois University (2002-07), his alma mater.

Collins earned a bachelor of science with a specialization in athletic training from EIU in 2000. Before he joined the EIU staff in 2002, Collins received a master of education with an emphasis in curriculum and instruction from Arizona State (2000-02). He served as a graduate assistant athletic trainer for the football team during his two-year stint at ASU. Collins earned football athletic training experience in the NFL as an intern with the Indianapolis Colts in 1998.



JEREMY BAXTER

Fourth Season
Associate Athletic Trainer/
Co-Rehabilitation Coordinator

Jeremy Baxter is in his fourth season as a staff athletic trainer working with the Wildcats football program after gaining professional experience at a pair of national physical therapy clinics. Baxter's clinical interests include a continued progression of manual therapy techniques and integration into functional training, as well as understanding the dynamics of the peripheral and central nervous system as they relate to pain and movement.

He is a NATABOC Certified Athletic Trainer and a licensed PT in both Illinois and Maryland.

Baxter got his start as a student athletic trainer at the University of Oklahoma, where he graduated in 2006 with a degree in health studies. He went on to earn his MPT from Oklahoma and his MAT from Texas Tech.



ALEXA KRYGLOWSKI

First Season
Staff Athletic Trainer

Alexa Kryglowski begins her first season at Northwestern after spending three-plus years on staff at Florida Atlantic University.

Kryglowski earned her bachelor's degree in health sciences from the University of Central Florida in 2010 before obtaining a master's degree in sports fitness management from Troy University in 2012. She is a NATABOC Certified Athletic Trainer.

Kryglowski is a member of the National Athletic Trainer's Association and the Great Lakes Athletic Trainer's Association. She originally hails from Michigan.



ERIC HOWITT

Fifth Season
Assistant Athletic Director
Equipment Services

Eric Howitt joined Northwestern as its assistant athletic director for equipment services in June of 2011. He most recently was the director of equipment services, branding and licensing at San Jose State University.

Since arriving in Evanston, Howitt has been instrumental in facilitating Northwestern's transition to Under Armour apparel for all 19 of its varsity programs, which began officially on June 1, 2012.

In three years at San Jose State, Howitt oversaw the procurement of athletic equipment for the school's 17 athletic programs, while expanding the university's brand recognition through retail merchandise sales.

Prior to his time at San Jose State, Howitt spent five years as the assistant director of equipment operations at the University of California-Berkeley where he worked as the budget manager for the men's basketball, baseball, women's soccer, men's water polo and men's crew programs.

Howitt is a 1999 graduate of Oregon State University where he earned a bachelor's degree in forest recreation resources. After spending two years at his alma mater, he went on to hold related positions at Florida Atlantic University, University of Cincinnati and University of California-Los Angeles.

A member of the Athletic Equipment Managers Association, he earned his equipment manager's certification (E.M.C.) in 2001. He has previously been published in the Equipment Managers' Journal.

Eric and his wife, Karen, have two children, Aaron and Ashley. They reside in Evanston.



JAY HOOTEN

Seventh Season
Director of Football Performance

After two years as Northwestern's assistant director of strength and conditioning, Jay Hooten was elevated in July of 2011 to Director of Football Performance, assuming oversight of all aspects of NU football's strength, speed and conditioning training.

Hooten came to Northwestern in January of 2009, directing the training programs of the wrestling, baseball and men's soccer teams while also devoting significant time to football.

An Ohio native, Hooten spent six years as a football performance assistant at Ohio State, where he assisted with the strength and conditioning program for the three-time Big Ten and 2002 national champion Buckeyes. Hooten then spent a year as the Director of Sports Performance at Wayne High School in Huber Heights, Ohio, before taking over as the owner and director of Fast-Twitch Performance Enhancement in Dayton.

Hooten is a certified strength and conditioning specialist with the National Strength and Conditioning Association and a certified specialist with the National Association of Speed and Explosion.

Hooten earned his bachelor's degree in health and sport science from Capital University in Columbus, Ohio. He was teammates with current NU assistant Matt MacPherson at Northridge High School in Dayton, Ohio.

Hooten and his wife Lori have four children, daughter Joss, son Landon and twin boys Jaxn and Jeremy. They reside in Skokie.

**CHARLIE McMILLAN**

Second Season
Assistant Equipment Manager

**CURTIS SHANER**

28th Season
Associate Director of
Equipment Operations

**TROY SUTTON**

Third Season
Assistant Director of
Football Performance

**MATT FLANNERY**

First Season
Assistant Director of
Football Performance

**BEN SABAL**

First Season
Director of
Creative Video Services

**RAY O'CONNELL**

Third Season
Assistant Director of
Football Operations

**CAROLYN FLEMING**

FOOTBALL
ADMINISTRATIVE
ASSISTANT

**GEORGE GLADIC**

FOOTBALL
SECRETARY



2014 SEASON IN REVIEW

2014 STATS.....	68-74
LAST TIME IT HAPPENED.....	75
2014 LONG PLAYS	76
2014 HONORS AND AWARDS.....	77
SINGLE-GAME CAREER HIGHS.....	78-79
2014 GAME-BY-GAME OFFENSE.....	80
2014 GAME-BY-GAME DEFENSE.....	81
STARTERS AND SUPERLATIVES	82
2014 RECAPS.....	83-94





2014 TEAM STATISTICS

Date	Opponent	Score		Overall Record	Conference Record	Time	Attend
----	-----	-----		-----	-----	----	-----
Aug 30, 2014	CALIFORNIA	24-31	L	0- 1- 0	0- 0- 0	3:24	34228
Sep 06, 2014	NORTHERN ILLINOIS	15-23	L	0- 2- 0	0- 0- 0	3:18	41139
Sep 20, 2014	WESTERN ILLINOIS	W 24-7		1- 2- 0	0- 0- 0	3:23	32016
* Sep 27, 2014	at Penn State	W 29-6		2- 2- 0	1- 0- 0	3:26	102910
* Oct 4, 2014	#17 WISCONSIN	W 20-14		3- 2- 0	2- 0- 0	3:16	42013
* Oct 11, 2014	at Minnesota	17-24	L	3- 3- 0	2- 1- 0	3:19	49051
* Oct 18, 2014	#19 NEBRASKA	17-38	L	3- 4- 0	2- 2- 0	3:34	47330
* Nov 01, 2014	at Iowa	7-48	L	3- 5- 0	2- 3- 0	3:00	66887
* Nov 8, 2014	MICHIGAN	9-10	L	3- 6- 0	2- 4- 0	3:12	42429
Nov 15, 2014	at #15 Notre Dame	WO 43-40		4- 6- 0	2- 4- 0	4:12	80795
* Nov 22, 2014	at Purdue	W 38-14		5- 6- 0	3- 4- 0	3:22	30117
* Nov 29, 2014	ILLINOIS	33-47	L	5- 7- 0	3- 5- 0	3:27	31137

* indicates conference game

Opponent	Score	-----FIRST DOWNS-----				----RUSHING----	-----PASSING-----			--TOTAL OFFENSE--
		Total	Rush	Pass	Pen	Number-Yards	Comp-Att-Int	Yards		Plays-Yards
-----	-----	--/--	--/--	--/--	--/--	-----/-----	-----/-----	--/--	-----	/ -----
CALIFORNIA.....	24-31	22/23	11/10	10/13	1/0	36-108 / 45-114	24-45- 2 / 23-39- 2	246/300	81-354 /	84-414
NORTHERN ILLINOIS...	15-23	21/20	4/10	15/7	2/3	37-72 / 55-221	28-43- 1 / 13-23- 0	322/180	80-394 /	78-401
WESTERN ILLINOIS....	24-7	15/22	7/9	7/12	1/1	41-166 / 36-84	15-25- 0 / 29-50- 1	117/292	66-283 /	86-376
Penn State.....	29-6	17/14	3/3	14/9	0/2	38-103 / 25-50	21-37- 1 / 22-46- 1	258/216	75-361 /	71-266
WISCONSIN.....	20-14	22/19	10/13	11/6	1/0	46-203 / 37-284	15-29- 0 / 12-29- 4	182/138	75-385 /	66-422
Minnesota.....	17-24	28/14	9/7	16/5	3/2	34-124 / 39-121	32-50- 1 / 10-15- 1	269/153	84-393 /	54-274
NEBRASKA.....	17-38	21/25	8/12	9/11	4/2	34-117 / 44-234	18-39- 1 / 19-30- 0	173/237	73-290 /	74-471
Iowa.....	7-48	13/24	7/10	6/12	0/2	43-105 / 46-221	9-24- 0 / 17-25- 0	75/262	67-180 /	71-483
MICHIGAN.....	9-10	18/13	3/6	14/7	1/0	35--9 / 35-147	32-49- 2 / 11-24- 2	273/109	84-264 /	59-256
Notre Dame.....	43-40	28/28	14/10	12/15	2/3	48-263 / 40-211	30-48- 2 / 21-40- 1	284/287	96-547 /	80-498
Purdue.....	38-14	20/20	8/6	10/13	2/1	56-233 / 32-61	13-24- 1 / 26-48- 2	181/251	80-414 /	80-312
ILLINOIS.....	33-47	19/23	7/14	11/6	1/3	38-154 / 47-291	24-42- 3 / 17-28- 1	218/147	80-372 /	75-438
Totals.....	276-302	244/245	91/110	135/116	18/19	486-1639/481-2039	261-455-14/220-397-15	2598/2572	941-4237/	878-4611

Note: Game totals are displayed in the format TEAM/OPPONENT for each category

INDIVIDUAL STATISTICS (2014 AND CAREER)



SEASON

CAREER

Rushing																			
	gp	att	gain	loss	net	avg	td	lg	avg/g		gp	att	gain	loss	net	avg	td	lg	avg/g
Jackson, Justin	12	245	1216	29	1187	4.8	10	68	98.9		12	245	1216	29	1187	4.8	10	68	98.9
Green, Treyvon	12	72	329	10	319	4.4	0	45	26.6		46	328	1542	52	1490	4.5	13	55	32.4
Long, Warren	11	30	123	0	123	4.1	0	21	11.2		18	44	186	7	179	4.1	0	21	9.9
Vault, Solomon	8	20	83	2	81	4.1	2	16	10.1		8	20	83	2	81	4.1	2	16	10.1
Oliver, Zack	4	14	39	11	28	2.0	1	8	7.0		12	14	39	11	28	2.0	1	8	2.3
Shuler, Miles	8	6	30	6	24	4.0	1	16	3.0		8	6	30	6	24	4.0	1	16	3.0
Jones, Tony	10	3	22	5	17	5.7	0	14	1.7		43	6	47	7	40	6.7	0	14	0.9
Panico, Mike	1	4	6	2	4	1.0	0	4	4.0		1	4	6	2	4	1.0	0	4	4.0
Alviti, Matt	4	9	13	12	1	0.1	1	4	0.2		4	9	13	12	1	0.1	1	4	0.2
Hruby, Tom	3	1	1	0	1	1.0	0	1	0.3		3	1	1	0	1	1.0	0	1	0.3
Salem, Christian	10	1	0	0	0	0.0	0	0	0.0		10	1	0	0	0	0.0	0	0	0.0
Vitale, Dan	12	1	0	0	0	0.0	0	0	0.0		37	6	30	1	29	4.8	0	18	0.8
TEAM	7	12	0	23	-23	-1.9	0	0	-3.3										
Siemian, Trevor	11	68	138	261	-123	-1.8	5	16	-11.2		44	142	386	409	-23	-0.2	6	16	-0.5
Total	12	486	2000	361	1639	3.4	20	68	136.6										
Opponents	12	481	2323	284	2039	4.2	18	61	169.9										
Passing																			
	gp	effic	comp-att-int	pct	yds	td	lg	avg/g		gp	effic	comp-att-int	pct	yds	td	lg	avg/g		
Siemian, Trevor	11	105.89	228-392-11	58.2	2214	7	60	201.3		44	116.63	550-934-24	58.9	5931	27	67	134.8		
Oliver, Zack	4	107.77	30-57-3	52.6	367	2	54	91.8		12	102.63	32-61-4	52.5	381	2	54	31.8		
Alviti, Matt	4	50.00	2-4-0	50.0	0	0	3	0.0		4	50.00	2-4-0	50.0	0	0	3	0.0		
Scanlan, Andrew	10	0.00	0-1-0	0.0	0	0	0	0.0		20	0.00	0-1-0	0.0	0	0	0	0.0		
Taylor, Jayme	12	572.80	1-1-0	100.0	17	1	17	1.4		12	572.80	1-1-0	100.0	17	1	17	1.4		
Total	12	106.42	261-455-14	57.4	2598	10	60	216.5											
Opponents	12	116.41	220-397-15	55.4	2572	17	76	214.3											
Receiving																			
	gp	no.	yds	avg	td	lg	avg/g			gp	no.	yds	avg	td	lg	avg/g			
Prater, Kyle	11	51	535	10.5	2	29	48.6			34	70	648	9.3	2	29	19.1			
Vitale, Dan	12	40	402	10.1	2	28	33.5			37	102	1072	10.5	7	53	29.0			
Jones, Tony	10	35	323	9.2	1	35	32.3			43	130	1445	11.1	10	47	33.6			
Dickerson, Cameron	12	24	318	13.2	1	60	26.5			37	44	497	11.3	3	60	13.4			
Shuler, Miles	8	23	190	8.3	0	22	23.8			8	23	190	8.3	0	22	23.8			
Jackson, Justin	12	22	201	9.1	1	35	16.8			12	22	201	9.1	1	35	16.8			
Green, Treyvon	12	11	78	7.1	1	23	6.5			46	31	188	6.1	2	23	4.1			
McHugh, Mike	11	9	115	12.8	0	28	10.5			17	9	115	12.8	0	28	6.8			
Taylor, Jayme	12	9	45	5.0	0	18	3.8			12	9	45	5.0	0	18	3.8			
Youngblood-Ary, P.	12	7	105	15.0	1	54	8.8			27	8	106	13.2	1	54	3.9			
Carr, Austin	12	7	100	14.3	0	30	8.3			12	7	100	14.3	0	30	8.3			
Vault, Solomon	8	6	31	5.2	0	11	3.9			8	6	31	5.2	0	11	3.9			
Long, Warren	11	5	26	5.2	0	11	2.4			18	6	29	4.8	0	11	1.6			
Dickerson, Garrett	12	4	44	11.0	0	21	3.7			12	4	44	11.0	0	21	3.7			
Szott, Mark	12	2	29	14.5	0	22	2.4			26	2	29	14.5	0	22	1.1			
Buckley, Stephen	6	2	23	11.5	0	19	3.8			15	7	74	10.6	0	19	4.9			
Hanrahan, Tim	12	2	11	5.5	0	10	0.9			35	2	11	5.5	0	10	0.3			
Siemian, Trevor	11	1	17	17.0	1	17	1.5			44	1	17	17.0	1	17	0.4			
Scanlan, Andrew	10	1	5	5.0	0	5	0.5			20	1	5	5.0	0	5	0.2			
Total	12	261	2598	10.0	10	60	216.5												
Opponents	12	220	2572	11.7	17	76	214.3												

SEASON							CAREER					
Total Offense	g	plays	rush	pass	total	avg/g	g	plays	rush	pass	total	avg/g
Siemian, Trevor	11	460	-123	2214	2091	190.1	44	1076	-23	5931	5908	134.3
Jackson, Justin	12	245	1187	0	1187	98.9	12	245	1187	0	1187	98.9
Oliver, Zack	4	71	28	367	395	98.8	12	75	28	381	409	34.1
Green, Treyvon	12	72	319	0	319	26.6	46	328	1490	0	1490	32.4
Long, Warren	11	30	123	0	123	11.2	18	44	179	0	179	9.9
Vault, Solomon	8	20	81	0	81	10.1	8	20	81	0	81	10.1
Shuler, Miles	8	6	24	0	24	3.0	8	6	24	0	24	3.0
Jones, Tony	10	3	17	0	17	1.7	43	6	40	0	40	0.9
Taylor, Jayme	12	1	0	17	17	1.4	12	1	0	17	17	1.4
Panico, Mike	1	4	4	0	4	4.0	1	4	4	0	4	4.0
Hruby, Tom	3	1	1	0	1	0.3	3	1	1	0	1	0.3
Alviti, Matt	4	13	1	0	1	0.2	4	13	1	0	1	0.2
TEAM	7	12	-23	0	-23	-3.3						
Total	12	941	1639	2598	4237	353.1						
Opponents	12	878	2039	2572	4611	384.2						

Scoring	td	fg	PAT				dxp	saf	pts	td	fg	PAT				dxp	saf	pts
			kick	rush	rcv	pass						kick	rush	rcv	pass			
Mitchell, Jack	-	14-18	26-28	-	-	-	-	-	68	-	14-18	26-28	-	-	-	-	-	68
Jackson, Justin	11	-	-	-	-	-	-	-	66	11	-	-	-	-	-	-	-	66
Siemian, Trevor	6	-	-	-	-	0-1	-	-	36	7	-	-	-	-	0-1	-	-	42
Vault, Solomon	3	-	-	-	-	-	-	-	18	3	-	-	-	-	-	-	-	18
Jones, Tony	2	-	-	-	1	-	-	-	14	11	-	-	-	1	-	-	-	68
Vitale, Dan	2	-	-	-	-	-	-	-	12	7	-	-	-	-	-	-	-	42
Prater, Kyle	2	-	-	-	-	-	-	-	12	2	-	-	-	-	-	-	-	12
Dickerson, Cameron	1	-	-	-	2	-	-	-	10	3	-	-	-	2	-	-	-	22
Alviti, Matt	1	-	-	-	-	-	-	-	6	1	-	-	-	-	-	-	-	6
Green, Treyvon	1	-	-	-	-	-	-	-	6	15	-	-	-	-	-	-	-	90
Oliver, Zack	1	-	-	-	-	3-3	-	-	6	1	-	-	-	-	3-3	-	-	6
Walker, Anthony	1	-	-	-	-	-	-	-	6	1	-	-	-	-	-	-	-	6
Shuler, Miles	1	-	-	-	-	-	-	-	6	1	-	-	-	-	-	-	-	6
Youngblood-Ary, P.	1	-	-	-	-	-	-	-	6	1	-	-	-	-	-	-	-	6
Long, Warren	-	-	-	1-1	-	-	-	-	2	-	-	-	1-1	-	-	-	-	2
VanHoose, Nick	-	-	-	-	-	-	1	-	2	-	-	-	-	-	-	1	-	2
Total	33	14-18	26-28	1-1	3	3-4	1	-	276									
Opponents	39	11-21	35-38	-	-	0-1	-	-	302									

Punt Returns	no.	yds	avg	td	lg	no.	yds	avg	td	lg
Shuler, Miles	3	42	14.0	0	42	3	42	14.0	0	42
Jones, Tony	2	62	31.0	1	64	13	137	10.5	1	64
Campbell, Ibraheim	2	10	5.0	0	7	2	10	5.0	0	7
Watkins II, Keith	1	25	25.0	0	7	1	25	25.0	0	7
McHugh, Mike	1	-3	-3.0	0	0	1	-3	-3.0	0	0
Total	9	136	15.1	1	64					
Opponents	27	202	7.5	1	41					

Kick Returns	no.	yds	avg	td	lg	no.	yds	avg	td	lg
Green, Treyvon	12	241	20.1	0	26	12	241	20.1	0	26
Vault, Solomon	11	288	26.2	1	89	11	288	26.2	1	89
Shuler, Miles	10	198	19.8	0	26	10	198	19.8	0	26
Hanrahan, Tim	3	57	19.0	0	21	6	92	15.3	0	21
Dickerson, Garrett	1	8	8.0	0	8	1	8	8.0	0	8
Campbell, Ibraheim	1	7	7.0	0	7	1	7	7.0	0	7
McHugh, Mike	1	3	3.0	0	3	1	3	3.0	0	3
Diedrick, Doug	1	6	6.0	0	6	1	6	6.0	0	6
Total	40	808	20.2	1	89					
Opponents	35	682	19.5	1	100					

INDIVIDUAL STATISTICS (2014 AND CAREER)



SEASON

CAREER

Interceptions	no.	yds	avg	td	lg	no.	yds	avg	td	lg
Campbell, Ibraheim	3	79	26.3	0	79	11	184	16.7	0	79
Igwebuike, Godwin	3	11	3.7	0	11	3	11	3.7	0	11
Harris, Matthew	2	3	1.5	0	3	2	3	1.5	0	3
VanHoose, Nick	2	0	0.0	0	0	5	39	7.8	0	39
Hall, Jimmy	2	-1	-0.5	0	0	3	-1	-0.3	0	0
Walker, Anthony	2	114	57.0	1	65	2	114	57.0	1	65
Ellis, Collin	1	7	7.0	0	7	4	103	25.8	2	56
Total	15	213	14.2	1	79					
Opponents	14	132	9.4	1	49					

Fumble Returns	no.	yds	avg	td	lg	no.	yds	avg	td	lg
Ariguzo, Chi Chi	0	-6	0.0	0	0	2	38	19.0	1	33
Total	0	-6	0.0	0	0					
Opponents	2	37	18.5	1	32					

All Purpose	g	rush	rcv	pr	kr	ir	total	avg/g	g	rush	rcv	pr	kr	ir	total	avg/g
Jackson, Justin	12	1187	201	0	0	0	1388	115.7	12	1187	201	0	0	0	1388	115.7
Green, Treyvon	12	319	78	0	241	0	638	53.2	46	1490	188	0	241	0	1919	41.7
Prater, Kyle	11	0	535	0	0	0	535	48.6	34	0	648	0	0	0	648	19.1
Shuler, Miles	8	24	190	42	198	0	454	56.8	8	24	190	42	198	0	454	56.8
Jones, Tony	10	17	323	62	0	0	402	40.2	43	40	1445	137	167	0	1789	41.6
Vitale, Dan	12	0	402	0	0	0	402	33.5	37	29	1072	0	0	0	1101	29.8
Vault, Solomon	8	81	31	0	288	0	400	50.0	8	81	31	0	288	0	400	50.0
Dickerson, Came	12	0	318	0	0	0	318	26.5	37	0	497	0	0	0	497	13.4
Long, Warren	11	123	26	0	0	0	149	13.5	18	179	29	0	0	0	208	11.6
McHugh, Mike	11	0	115	-3	3	0	115	10.5	17	0	115	-3	3	0	115	6.8
Walker, Anthony	12	0	0	0	0	114	114	9.5	12	0	0	0	0	114	114	9.5
Youngblood-Ary,	12	0	105	0	0	0	105	8.8	27	0	106	0	0	0	106	3.9
Carr, Austin	12	0	100	0	0	0	100	8.3	12	0	100	0	0	0	100	8.3
Campbell, Ibrahei	8	0	0	10	7	79	96	12.0	46	0	0	10	7	184	201	4.4
Hanrahan, Tim	12	0	11	0	57	0	68	5.7	35	31	11	0	92	0	134	3.8
Dickerson, Garret	12	0	44	0	8	0	52	4.3	12	0	44	0	8	0	52	4.3
Taylor, Jayme	12	0	45	0	0	0	45	3.8	12	0	45	0	0	0	45	3.8
Szott, Mark	12	0	29	0	0	0	29	2.4	26	0	29	0	0	0	29	1.1
Oliver, Zack	4	28	0	0	0	0	28	7.0	12	28	0	0	0	0	28	2.3
Watkins II, Keith	5	0	0	25	0	0	25	5.0	5	0	0	25	0	0	25	5.0
Buckley, Stephen	6	0	23	0	0	0	23	3.8	15	265	74	0	111	0	450	30.0
Igwebuike, Godw	11	0	0	0	0	11	11	1.0	11	0	0	0	0	11	11	1.0
Ellis, Collin	6	0	0	0	0	7	7	1.2	39	0	0	0	0	103	103	2.6
Diedrick, Doug	12	0	0	0	6	0	6	0.5	17	12	13	0	6	0	31	1.8
Scanlan, Andrew	10	0	5	0	0	0	5	0.5	20	0	5	0	6	0	11	0.6
Panico, Mike	1	4	0	0	0	0	4	4.0	1	4	0	0	0	0	4	4.0
Harris, Matthew	12	0	0	0	0	3	3	0.2	24	0	0	0	484	3	487	20.3
Alviti, Matt	4	1	0	0	0	0	1	0.2	4	1	0	0	0	0	1	0.2
Hruby, Tom	3	1	0	0	0	0	1	0.3	3	1	0	0	0	0	1	0.3
Hall, Jimmy	12	0	0	0	0	-1	-1	-0.1	44	0	0	0	0	-1	-1	0.0
TEAM	7	-23	0	0	0	0	-23	-3.3								
Siemian, Trevor	11	-123	17	0	0	0	-106	-9.6	44	-23	17	0	0	0	-6	-0.1
Total	12	1639	2598	136	808	213	5394	449.5								
Opponents	12	2039	2572	202	682	132	5627	468.9								

Field Goals	att	good	long	blkd	att	good	long	blkd
Mitchell, Jack	18	14	46	1	18	14	46	1
Total	18	14	46	1				
Opponents	21	11	48	3				



DEFENSIVE STATISTICS (2014 AND CAREER)

SEASON

CAREER

Punting	no.	yds	avg	lg	blk	no.	yds	avg	lg	blk
Gradone, Chris	65	2464	37.9	55	1	76	2880	37.9	61	1
Niswander, Hunter	5	180	36.0	43	0	5	180	36.0	43	0
TEAM	1	0	0.0	0	0					
Total	71	2644	37.2	55	1					
Opponents	59	2237	37.9	57	1					

Kickoffs	no.	yds	avg	tb	ob	no.	yds	avg	tb	ob
Mitchell, Jack	54	3125	57.9	19	0	54	3125	57.9	19	0
Niswander, Hunter	1	49	49.0	0	0	1	49	49.0	0	0
Total	55	3174	57.7	19	0					
Opponents	62	3713	59.9	22	0					

##	Defensive Leaders	gp	ua	a	total	tfl	sack	int	pbu	fr	ff	blk	gp	ua	a	total	tfl	sack	int	pbu	fr	ff	blk
44	Ariguzo, Chi Chi	12	65	39	104	6.5	2.0	.	1	.	1	.	48	197	136	333	24.5	7.0	6	9	5	2	.
10	Henry, Traveon	10	38	35	73	2.5	32	105	68	173	6.5	.	1	2	.	.	.
27	Harris, Matthew	12	58	12	70	3.5	.	2	7	.	2	.	24	80	26	106	3.5	.	2	12	.	2	.
23	VanHoose, Nick	10	48	11	59	3.0	.	2	10	.	.	3	32	114	39	153	8.5	.	5	25	3	1	3
9	Hall, Jimmy	12	40	18	58	5.5	.	2	2	3	1	.	44	67	35	102	6.0	.	3	5	3	1	.
24	Campbell, Ibraheim	8	39	15	54	1.0	.	3	3	1	4	.	46	192	124	316	7.5	1.0	11	24	2	6	.
18	Walker, Anthony	12	29	22	51	9.0	1.5	2	3	1	1	.	12	29	22	51	9.0	1.5	2	3	1	1	.
16	Igwebuike, Godwin	11	34	17	51	1.0	.	3	3	.	.	.	11	34	17	51	1.0	.	3	3	.	.	.
94	Lowry, Dean	12	25	16	41	8.0	4.0	.	8	.	1	.	36	56	32	88	18.0	9.5	2	12	2	3	.
55	Smith, Drew	12	26	11	37	4.5	1.0	.	1	1	.	.	37	55	30	85	12.0	3.0	.	2	1	.	.
45	Ellis, Collin	6	22	11	33	1.0	1.0	1	2	.	.	.	39	80	68	148	10.0	3.5	4	8	.	.	.
93	Kuhar, Greg	10	14	15	29	2.0	.	.	.	1	.	.	16	19	18	37	2.0	.	.	.	1	.	.
99	Carter, Chance	11	10	5	15	1.0	1.0	.	1	.	.	.	45	33	33	66	7.0	3.0	.	6	.	.	1
96	Chapman, Max	11	10	4	14	3.0	1.0	.	1	1	.	1	34	17	7	24	5.5	2.0	.	1	1	.	1
18	Gibson, Deonte	11	11	3	14	3.0	1.0	.	.	2	1	.	35	29	16	45	12.5	6.0	.	2	2	1	.
90	Robbins, C.J.	11	4	9	13	1.0	.	.	2	.	.	1	23	5	11	16	1.5	0.5	.	3	.	.	1
98	Washington, Xavier	11	9	4	13	2.5	1.5	.	.	.	1	.	11	9	4	13	2.5	1.5	.	.	.	1	.
28	Queiro, Kyle	12	8	3	11	0.0	12	8	3	11	0.0
7	Odenigbo, Ifeadi	12	6	5	11	3.0	3.0	.	.	1	3	.	25	13	7	20	9.5	8.5	.	1	2	3	.
89	Mahoney, Connor	12	4	6	10	0.5	.	.	.	1	.	.	22	4	6	10	0.5	.	.	.	1	.	.
3	Watkins II, Keith	5	4	2	6	0.0	1	1	5	4	2	6	0.0	1	1
17	McShepard, Marcus	7	5	.	5	0.0	7	5	.	5	0.0
42	Jones, Joseph	6	4	1	5	0.0	11	4	2	6	0.0
82	Scanlan, Andrew	10	1	3	4	0.5	20	4	5	9	0.5
51	Prater, Jaylen	9	2	2	4	0.0	12	3	6	9	0.0	.	.	1	.	.	.
83	McHugh, Mike	11	2	1	3	0.0	17	3	1	4	0.0
4	Williams, Jarrell	10	2	1	3	1.0	25	7	8	15	1.0	1	.
36	Acker, Corey	8	2	1	3	0.0	8	2	1	3	0.0
56	Walsh, Brett	5	1	2	3	0.0	5	1	2	3	0.0
34	Long, Warren	11	2	.	2	0.0	18	4	.	4	0.0
6	Jones, Tony	10	2	.	2	0.0	43	7	.	7	0.0
13	Siemian, Trevor	11	.	2	2	0.5	44	1	2	3	0.5
19	Dickerson, Cameron	12	2	.	2	0.0	37	4	1	5	0.0	.	.	.	1	.	.
40	Vitale, Dan	12	2	.	2	0.0	37	6	.	6	0.0
66	Vitabile, Brandon	12	1	.	1	0.0	50	2	.	2	0.0
52	Fitzpatrick, Chris	11	1	.	1	0.0	12	1	.	1	0.0
73	DePietro, Adam	12	1	.	1	0.0	20	1	.	1	0.0
49	Roberts, Josh	2	1	.	1	0.0	2	1	.	1	0.0
48	Odell, Tommy	7	1	.	1	0.0	7	1	.	1	0.0
85	Szott, Mark	12	1	.	1	0.0	26	1	.	1	0.0
88	Taylor, Jayme	12	1	.	1	0.0	12	1	.	1	0.0
1	Hanrahan, Tim	12	.	1	1	0.5	35	.	1	1	0.5
80	Carr, Austin	12	.	1	1	0.0	12	.	1	1	0.0
21	Prater, Kyle	11	1	.	1	0.0	34	1	.	1	0.0
31	Gradone, Chris	12	.	1	1	0.0	16	.	1	1	0.0
8A	Mitchell, Jack	12	.	1	1	0.0	12	.	1	1	0.0
	Total	12	539	280	819	64	17	15	44	12	16	6											
	Opponents	12	530	363	893	65	34	14	58	9	12	2											

TEAM STATISTICS

Date	Opponent	Rushing				Receiving				Passing				Kick Returns				Punt Returns				tot off
		no.	yds	td	lg	no.	yds	td	lg	cmp-att-int	yds	td	lg	no.	yds	td	lg	no.	yds	td	lg	
Aug 30	CALIFORNIA	36	108	1	11	24	246	2	54	24-45-2	246	2	54	3	60	0	25	0	0	0	0	354
Sep 06	NORTHERN ILLINOIS	37	72	0	13	28	322	2	54	28-43-1	322	2	54	5	104	0	26	2	10	0	7	394
Sep 20	WESTERN ILLINOIS	41	166	3	25	15	117	0	21	15-25-0	117	0	21	0	0	0	0	1	25	0	7	283
Sep 27	at Penn State	38	103	3	21	21	258	0	28	21-37-1	258	0	28	2	56	0	31	1	42	0	42	361
Oct 4	WISCONSIN	46	203	1	18	15	182	1	35	15-29-0	182	1	35	3	46	0	21	0	0	0	0	385
Oct 11	at Minnesota	34	124	1	12	32	269	1	21	32-50-1	269	1	21	5	75	0	31	1	0	0	0	393
Oct 18	NEBRASKA	34	117	2	27	18	173	0	23	18-39-1	173	0	23	5	101	0	28	0	0	0	0	290
Nov 01	at Iowa	43	105	1	15	9	75	0	24	9-24-0	75	0	24	5	93	0	23	1	0	0	0	180
Nov 8	MICHIGAN	35	-9	0	6	32	273	1	19	32-49-2	273	1	19	3	71	0	26	0	0	0	0	264
Nov 15	at Notre Dame	48	263	3	45	30	284	1	60	30-48-2	284	1	60	5	97	0	26	1	-3	0	0	547
Nov 22	at Purdue	56	233	3	68	13	181	1	30	13-24-1	181	1	30	2	10	0	7	1	64	1	64	414
Nov 29	ILLINOIS	38	154	2	35	24	218	1	35	24-42-3	218	1	35	2	95	1	89	1	-2	0	0	372
Northwestern		486	1639	20	68	261	2598	10	60	261-455-14	2598	10	60	40	808	1	89	9	136	1	64	4237
		481	2039	18	61	220	2572	17	76	220-397-15	2572	17	76	35	682	1	100	27	202	1	41	4611

Games played: 12

Avg per rush: 3.4

Avg per catch: 10.0

Pass efficiency: 106.42

Kick ret avg: 20.2

Punt ret avg: 15.1

All purpose avg/game: 449.5

Total offense avg/gm: 353.1

		Tackles				Sacks	Fumble		Pass Defense			blkd	PAT Attempts				off		
Date	Opponent	ua	a	total	tfl-yds	no-yds	ff	fr-yds	int-yds	qbh	brup	kick	kick	rush	rcv	saf	t/o	pts	
Aug 30	CALIFORNIA	57	20	77	4.0-19	2.0-13	1	0-0	2-7	5	2	0	3-3	0	0	0	14	24	
Sep 06	NORTHERN ILLINOIS	54	20	74	5.0-22	2.0-13	2	0-0	0-0	2	3	1	1-1	0	1	0	0	15	
Sep 20	WESTERN ILLINOIS	53	32	85	6.0-32	4.0-29	3	3-6	1-0	5	9	2	3-3	0	0	0	10	24	
Sep 27	at Penn State	41	18	59	9.0-34	4.0-20	1	1-0	1-49	0	6	1	2-4	0	0	0	9	29	
Oct 4	WISCONSIN	42	20	62	5.0-13	1.0-6	0	0-0	4-11	4	7	0	2-2	0	0	0	10	20	
Oct 11	at Minnesota	33	28	61	6.0-19	1.0-8	0	0-0	1-0	0	1	0	2-2	0	0	0	0	17	
Oct 18	NEBRASKA	47	30	77	4.0-12	0.0-0	0	0-0	0-0	2	4	0	2-2	0	0	0	0	17	
Nov 01	at Iowa	39	34	73	5.0-28	0.0-0	1	1-0	0-0	1	2	0	1-1	0	0	0	0	7	
Nov 8	MICHIGAN	36	12	48	3.0-8	0.0-0	1	1-0	2-82	1	5	1	0-0	0	0	0	0	9	
Nov 15	at Notre Dame	43	32	75	5.0-12	0.0-0	4	3-0	1-65	7	0	1	3-3	1	0	0	12	43	
Nov 22	at Purdue	49	8	57	5.0-29	3.0-21	3	3-0	2--1	0	3	0	5-5	0	0	0	17	38	
Nov 29	ILLINOIS	45	26	71	7.0-16	0.0-0	0	0-0	1-0	1	2	0	2-2	0	2	0	3	33	
Northwestern		539	280	819	64.0-244	17.0-110	16	12-6	15-213	28	44	6	26-28	1	3	0	75	276	
		530	363	893	65.0-347	34.0-279	12	9-37	14-132	13	58	2	35-38	0	0	0	52	302	

		Punting										Field Goals			Kickoffs				
Date	Opponent	no.	yds	avg	long	blkd	tb	fc	50+	i20	md-att	long	blkd	no.	yds	avg	tb	ob	
Aug 30	CALIFORNIA	5	153	30.6	40	0	0	1	0	1	1-1	24	0	5	288	57.6	1	0	
Sep 06	NORTHERN ILLINOIS	8	336	42.0	53	0	2	0	1	3	0-0	0	0	2	130	65.0	1	0	
Sep 20	WESTERN ILLINOIS	7	309	44.1	55	0	0	0	2	6	1-1	28	0	5	299	59.8	2	0	
Sep 27	at Penn State	6	223	37.2	41	0	1	0	0	0	1-2	23	0	6	384	64.0	2	0	
Oct 4	WISCONSIN	7	251	35.9	41	0	1	1	0	4	2-2	22	0	5	317	63.4	1	0	
Oct 11	at Minnesota	6	200	33.3	42	0	0	0	0	1	1-1	19	0	4	232	58.0	2	0	
Oct 18	NEBRASKA	8	295	36.9	44	0	0	3	0	0	1-1	29	0	4	177	44.2	0	0	
Nov 01	at Iowa	8	276	34.5	46	1	0	4	0	2	0-0	0	0	2	130	65.0	1	0	
Nov 8	MICHIGAN	6	209	34.8	47	0	1	2	0	0	1-2	21	0	2	124	62.0	1	0	
Nov 15	at Notre Dame	1	47	47.0	47	0	0	0	0	0	4-5	46	1	8	455	56.9	1	0	
Nov 22	at Purdue	4	162	40.5	52	0	1	2	1	0	1-2	32	0	7	346	49.4	3	0	
Nov 29	ILLINOIS	5	183	36.6	45	0	0	1	0	1	1-1	34	0	5	292	58.4	4	0	
Northwestern		71	2644	37.2	55	1	6	14	4	18	14-18	46	1	55	3174	57.7	19	0	
		59	2237	37.9	57	1	4	14	10	20	11-21	48	3	62	3713	59.9	22	0	



OPPONENT GAME-BY-GAME STATS

OPPONENT STATISTICS

Date	Opponent	Rushing				Receiving				Passing				Kick Returns				Punt Returns				tot off
		no.	yds	td	lg	no.	yds	td	lg	cmp-att-int	yds	td	lg	no.	yds	td	lg	no.	yds	td	lg	
Aug 30	CALIFORNIA	45	114	1	11	23	300	3	76	23-39-2	300	3	76	4	58	0	21	2	17	0	9	414
Sep 06	NORTHERN ILLINOIS	55	221	1	23	13	180	2	59	13-23-0	180	2	59	1	18	0	18	4	48	0	36	401
Sep 20	WESTERN ILLINOIS	36	84	0	22	29	292	1	33	29-50-1	292	1	33	3	72	0	28	4	19	0	13	376
Sep 27	at Penn State	25	50	0	13	22	216	0	51	22-46-1	216	0	51	4	67	0	21	2	43	0	41	266
Oct 4	WISCONSIN	37	284	1	61	12	138	1	24	12-29-4	138	1	24	4	81	0	24	2	21	0	19	422
Oct 11	at Minnesota	39	121	2	22	10	153	0	52	10-15-1	153	0	52	2	100	1	100	3	5	0	3	274
Oct 18	NEBRASKA	44	234	4	50	19	237	1	46	19-30-0	237	1	46	3	44	0	19	3	26	0	15	471
Nov 01	at Iowa	46	221	4	26	17	262	1	43	17-25-0	262	1	43	1	54	0	54	3	7	1	1	483
Nov 8	MICHIGAN	35	147	1	34	11	109	0	18	11-24-2	109	0	18	1	15	0	15	1	9	0	9	256
Nov 15	at Notre Dame	40	211	2	61	21	287	3	42	21-40-1	287	3	42	7	133	0	30	1	0	0	0	498
Nov 22	at Purdue	32	61	0	11	26	251	2	27	26-48-2	251	2	27	4	29	0	13	0	0	0	0	312
Nov 29	ILLINOIS	47	291	2	46	17	147	3	42	17-28-1	147	3	42	1	11	0	11	2	7	0	7	438
Opponents		481	2039	18	61	220	2572	17	76	220-397-15	2572	17	76	35	682	1	100	27	202	1	41	4611
		486	1639	20	68	261	2598	10	60	261-455-14	2598	10	60	40	808	1	89	9	136	1	64	4237

Games played: 12

Avg per rush: 4.2

Avg per catch: 11.7

Pass efficiency: 116.41

Kick ret avg: 19.5

Punt ret avg: 7.5

All purpose avg/game: 468.9

Total offense avg/gm: 384.2

Date	Opponent	Tackles				Sacks		Fumble		Pass Defense			blkd	PAT Attempts			off		
		ua	a	total	tfl-yds	no-yds	ff	fr-yds		int-yds	qbh	brup	kick	kick	rush	rcv	saf	t/o	pts
Aug 30	CALIFORNIA	45	30	75	4.0-30	2.0-28	0	0-0		2-0	1	4	0	4-4	0	0	0	0	31
Sep 06	NORTHERN ILLINOIS	57	20	77	7.0-41	5.0-36	3	0-0		1-0	2	6	0	2-3	0	0	0	0	23
Sep 20	WESTERN ILLINOIS	31	38	69	4.0-12	1.0-7	1	2-0		0-0	1	5	0	1-1	0	0	0	0	7
Sep 27	at Penn State	32	44	76	3.0-18	1.0-13	0	0-0		1-2	0	2	0	0-0	0	0	0	0	6
Oct 4	WISCONSIN	51	20	71	4.0-14	3.0-11	0	0-0		0-0	3	2	0	2-2	0	0	0	0	14
Oct 11	at Minnesota	50	30	80	4.0-15	2.0-13	1	0-0		1-8	0	6	0	3-3	0	0	0	0	24
Oct 18	NEBRASKA	33	34	67	5.0-39	4.0-37	1	0-0		1-0	1	5	0	5-5	0	0	0	7	38
Nov 01	at Iowa	32	48	80	8.0-56	5.0-47	1	1-0		0-0	2	8	1	6-6	0	0	0	7	48
Nov 8	MICHIGAN	47	30	77	9.0-67	6.0-59	0	1-0		2-2	0	6	0	1-1	0	0	0	7	10
Nov 15	at Notre Dame	51	43	94	7.0-28	2.0-17	3	2-37		2-55	2	5	1	4-5	0	0	0	12	40
Nov 22	at Purdue	57	6	63	5.0-16	1.0-8	1	1-0		1-1	0	4	0	2-2	0	0	0	0	14
Nov 29	ILLINOIS	44	20	64	5.0-11	2.0-3	1	2-0		3-64	1	5	0	5-6	0	0	0	19	47
Opponents		530	363	893	65.0-347	34.0-279	12	9-37		14-132	13	58	2	35-38	0	0	0	52	302
		539	280	819	64.0-244	17.0-110	16	12--6		15-213	28	44	6	26-28	1	3	0	75	276

		Punting									Field Goals			Kickoffs				
Date	Opponent	no.	yds	avg	long	blkd	tb	fc	50+	i20	md-att	long	blkd	no.	yds	avg	tb	ob
Aug 30	CALIFORNIA	4	143	35.8	42	0	0	0	0	1	1-1	20	0	6	379	63.2	3	0
Sep 06	NORTHERN ILLINOIS	6	272	45.3	57	0	0	0	2	1	1-2	32	0	5	298	59.6	0	0
Sep 20	WESTERN ILLINOIS	5	146	29.2	42	1	1	1	0	0	0-1	0	1	2	130	65.0	2	0
Sep 27	at Penn State	7	250	35.7	52	0	0	4	1	0	2-3	42	1	3	191	63.7	1	0
Oct 4	WISCONSIN	4	158	39.5	52	0	1	1	1	1	0-1	0	0	3	164	54.7	0	0
Oct 11	at Minnesota	5	224	44.8	53	0	1	1	2	3	1-1	25	0	5	295	59.0	0	0
Oct 18	NEBRASKA	5	167	33.4	37	0	0	3	0	5	1-2	33	0	7	438	62.6	2	0
Nov 01	at Iowa	2	74	37.0	48	0	0	0	0	0	2-2	48	0	9	552	61.3	4	0
Nov 8	MICHIGAN	7	267	38.1	57	0	1	3	1	3	1-2	37	1	3	194	64.7	0	0
Nov 15	at Notre Dame	4	140	35.0	52	0	0	1	1	1	0-2	0	0	7	419	59.9	2	0
Nov 22	at Purdue	5	183	36.6	55	0	0	0	1	1	0-1	0	0	3	106	35.3	1	0
Nov 29	ILLINOIS	5	213	42.6	51	0	0	0	1	4	2-3	33	0	9	547	60.8	7	0
Opponents		59	2237	37.9	57	1	4	14	10	20	11-21	48	3	62	3713	59.9	22	0
		71	2644	37.2	55	1	6	14	4	18	14-18	46	1	55	3174	57.7	19	0

Team

Scored 60+ points
 Scored 50-59 points
 Scored 40-49 points
 Rushed for 200-299 yards
 Rushed for 300-399 yards
 Rushed for 400+ yards
 Passed for 400+ yards
 Had 500-599 yards in total offense
 Had 600+ yards in total offense
 Won game on final play (regulation)
 Recorded a safety
 Recorded a shutout
 Played No. 1-ranked team
 Beat No. 1-ranked team
 NU beat a Top-10 team
 NU beat a ranked team
 NU beat two ranked teams in a row
 NU ranked by AP (media)
 NU ranked by *USA Today* (coaches)
 NU ranked in BCS Standings
 NU ranked No. 1 by AP
 Sellout at home
 Had consecutive home sellouts

Individual

Returned kickoff for a TD
 Returned punt for a TD
 Returned INT for a TD
 Returned fumble for TD
 Blocked an extra point
 Blocked a FG attempt
 Blocked a punt
 Rushed for 3 or more TDs
 Rushed for 100 yards
 Two Players Rushed for 100 Yards

Rushed for 200 yards
 Completed 20-29 passes
 Completed 30+ passes
 Passed for 3+ TDs
 Passed for 300-399 yards
 Passed for 400-499 yards
 Passed for 500+ yards
 Scored 3 TDs in a game
 Scored 4+ TDs in a game
 2-point conversion

Caught 10+ passes
 100-199 yards receiving
 200+ yards receiving
 Two Players Totaled 100 Receiving Yards

Scored 3+ TDs receiving
 Kicked 3 FGs in one game
 Kicked 4 FGs in one game
 Kicked 5+ FGs in one game
 Kicked a 50-yard FG
 Kicked a 70-79-yard punt
 Kicked an 80-89-yard punt
 Kicked a 90+-yard punt
 Intercepted 2 passes

Intercepted 3+ passes
 Recovered two fumbles
 Recorded 100 kickoff return yards
 Recorded 20+ tackles

Northwestern

NU 61, Illinois 23, 11-18-00
 NU 50, Illinois 14, 11-24-12
 NU 43, Notre Dame 40 (OT), 11-15-14
 263 at Notre Dame, 11-15-14
 334 vs. Western Michigan, 9-14-13
 444 at Illinois, 11-22-03
 532 vs. Auburn, 1-1-10
 547 at Notre Dame, 11-15-14
 704 vs. Indiana, 9-29-12
 vs. Michigan State, 47-yard FG, 9-29-01
 vs. Illinois, 11-24-12
 NU 27, Northeastern 0, 9-1-07
 (#1) Ohio State 54, NU 10, 11-11-06
 NU 12, (#1) Miami (Fla.) 7, 9-23-67
 NU 28, (#9) Nebraska 25, 11-5-11
 NU 43, (#15) Notre Dame 40 (OT), 11-15-15
 9-23-00 (47-44 vs. #7 Wisconsin), 9-30-00 (37-17 vs. #18 Michigan State)
 No. 19 (Oct. 6, 2013)
 No. 18 (Oct. 6, 2013)
 No. 20 (Dec. 2, 2012)
 1962
 47,330 (10-18-14 vs. Nebraska)
 2 games (11-13-10 to 11-20-10, Iowa & Illinois*) *at Wrigley Field

Northwestern

Solomon Vault (89) vs. Illinois, 11-29-14
 Tony Jones (64) at Purdue, 11-22-14
 Anthony Walker (49) at Penn State, 9-27-14
 Chi Chi Ariguzo (33) at Syracuse, 9-1-12
 Nick VanHoose at Notre Dame, 11-15-14
 Nick VanHoose vs. Michigan, 11-8-14
 Keith Watkins II vs. Western Illinois, 9-20-14
 Trevor Siemian (3) at Penn State, 9-27-14
 Justin Jackson (130) vs. Illinois, 11-29-14
 Treyvon Green (149) vs. Western Michigan, 9-14-13
 Kain Colter (106) vs. Western Michigan, 9-14-13
 Mike Kafka (217) at Minnesota, 11-1-08
 Zack Oliver (23) vs. Illinois, 11-29-14
 Trevor Siemian (30) at Notre Dame, 11-15-14
 Trevor Siemian (4) at Illinois, 11-30-13
 Trevor Siemian (308) vs. Indiana, 9-29-12
 Trevor Siemian (414) at Illinois, 11-30-13
 Mike Kafka (532) vs. Auburn, 1-1-10
 Trevor Siemian (3 rushing) at Penn State, 9-27-14
 Kain Colter (4 rushing) vs. Indiana, 9-29-12
 Tony Jones pass from Zack Oliver vs. Illinois, 11-29-14
 Cameron Dickerson pass from Zack Oliver vs. Illinois, 11-29-14
 Kyle Prater (10) at Notre Dame, 11-15-14
 Dan Vitale (113) at Penn State, 9-27-14
 Jeremy Ebert (208) vs. Rice, 11-12-11
 Christian Jones (182) at Illinois, 11-30-13
 Rashad Lawrence (112) at Illinois, 11-30-13
 Drake Dunsmore (4) at Indiana, 10-29-11
 Jeff Budzien (3) at Illinois, 11-30-13
 Jack Mitchell (4) at Notre Dame, 11-15-14
 Jeff Budzien (5) vs. Boston College, 9-15-12
 David Wasielewski (51) at Air Force, 8-31-02
 Brandon Williams (77) vs. Minnesota, 11-19-11
 Merlin Norenberg (80) vs. Minnesota, 10-12-63
 Paul Burton (90) vs. Indiana, 9-30-95
 Godwin Igwebuike (3) vs. Wisconsin, 10-4-14

Godwin Igwebuike (3) vs. Wisconsin, 10-4-14
 Jimmy Hall (2) at Notre Dame, 11-15-14
 Venric Mark (141) vs. Texas A&M, 12-31-11
 Tim McGarigle (21, 11-10) vs. Michigan, 10-29-05

Opponent

Wisconsin 70, NU 23, 11-27-10
 Ohio State 58, NU 7, 9-22-07
 Illinois 47, NU 33, 11-29-14
 Illinois, 291, 11-29-14
 Indiana, 319, 10-29-11
 Illinois, 519, 11-20-10
 California, 455, 8-31-13
 Wisconsin, 527, 10-12-13
 Arizona State, 773, 9-17-05
 Nebraska, 49-yard pass, 11-2-13
 Michigan State, 11-17-12
 Ohio State 20, NU 0, 9-27-03
 Wisconsin 37, (#1) NU 6, 11-10-62
 Wisconsin 37, (#1) NU 6, 11-10-62

Opponent

Jalen Myrick (100), Minnesota, 10-11-14
 Ben Niemann (1), Iowa, 11-1-14
 Mason Monheim (49), Illinois, 11-29-14
 Austin Collinsworth (32), Notre Dame, 11-15-14
 J.J. Watt, Wisconsin, 11-27-10
 Mike McGlinchey, Notre Dame, 11-15-14
 Ben Niemann, Iowa, 11-1-14
 Ameer Abdullah (4), Nebraska, 10-18-14
 Reilly O'Toole (147), Illinois, 11-29-14
 Melvin Gordon (172), Wisconsin, 10-12-13
 James White (101), Wisconsin, 10-12-13
 Melvin Gordon (259), Wisconsin, 10-4-14
 Austin Appleby (26), Purdue, 11-22-14
 Nathan Scheelhaase (31), Illinois, 11-30-13
 Reilly O'Toole (3), Illinois, 11-29-14
 Nathan Scheelhaase (307), Illinois, 11-30-13
 Jared Goff (445), California, 8-31-13
 —
 William Fuller (3c), Notre Dame, 11-15-14
 Ameer Abdullah (4r), Nebraska, 10-18-14
 Devin Gardner rush (30T), Michigan, 11-16-13

Lance Lenoir (11), Western Illinois, 9-20-14
 William Fuller (159), Notre Dame, 11-15-14
 A.J. Jenkins (268), Illinois, 10-1-11
 Jeff Fuller (119), Texas A&M, 12-31-11
 Ryan Swope (105), Texas A&M, 12-31-11
 William Fuller (3), Notre Dame, 11-15-14
 Ryan Lichtenstein (3), Syracuse, 9-19-09
 Brendan Gibbons (4), Michigan, 11-16-13

Taylor Zalewski (51), Illinois, 11-30-13
 Ryan Donahue (73), Iowa, 11-13-10

Darvin Adams (2), Auburn, 1-1-10
 T'Sharvan Bell (2), Auburn, 1-1-10
 Mike Rose (3), Purdue, 9-27-97
 Marc Jackson (2), Illinois, 11-23-02
 Amir Carlisle (122), Notre Dame, 11-15-14
 J Leman (22, 11-11), Illinois, 11-18-06

20-YARD PLUS PLAYS

Yds	Type	Player(s)	Opponent
89*	KR	Vault, Solomon	Illinois
79	INT	Campbell, Ibraheim	Michigan
68*	Rush	Jackson, Justin	Purdue
65	INT	Walker, Anthony	Notre Dame
64*	PR	Jones, Tony	Purdue
60	Pass	Dickerson, Cameron from Siemian, Trevor	Notre Dame
54*	Pass	Dickerson, Cameron from Siemian, Trevor	California
54*	Pass	Youngblood-Ary, P. from Oliver, Zack	Northern Illinois
49*	INT	Walker, Anthony	Penn State
45	Rush	Green, Treyvon	Notre Dame
44	Rush	Jackson, Justin	Notre Dame
44	Rush	Green, Treyvon	Purdue
42	PR	Shuler, Miles	Penn State
35	Pass	Jackson, Justin from Oliver, Zack	Illinois
35*	Rush	Jackson, Justin	Illinois
35	Pass	Jones, Tony from Siemian, Trevor	Wisconsin
31	KR	Vault, Solomon	Penn State
31	KR	Vault, Solomon	Minnesota
30	Pass	Carr, Austin from Oliver, Zack	Purdue
29	Pass	Prater, Kyle from Siemian, Trevor	Notre Dame
28	Pass	McHugh, Mike from Siemian, Trevor	Penn State
28	KR	Vault, Solomon	Nebraska
28	Pass	Vitale, Dan from Siemian, Trevor	Penn State
27	Rush	Jackson, Justin	Nebraska
26	Pass	Vitale, Dan from Siemian, Trevor	Penn State
26	Pass	Prater, Kyle from Oliver, Zack	Purdue
26	KR	Green, Treyvon	Michigan
26	KR	Shuler, Miles	Northern Illinois
26	KR	Green, Treyvon	Notre Dame
25	KR	Shuler, Miles	Penn State
25*	Pass	Vitale, Dan from Siemian, Trevor	Purdue
25	KR	Shuler, Miles	California
25	Pass	Vitale, Dan from Siemian, Trevor	Northern Illinois
25	Rush	Green, Treyvon	Western Illinois
25	KR	Green, Treyvon	Michigan
24	KR	Shuler, Miles	Northern Illinois
24	KR	Vault, Solomon	Nebraska
24	Pass	McHugh, Mike from Siemian, Trevor	Iowa
23	Pass	Green, Treyvon from Siemian, Trevor	Nebraska
23	KR	Green, Treyvon	Iowa
23	Pass	Vitale, Dan from Siemian, Trevor	Penn State
22	Pass	Shuler, Miles from Siemian, Trevor	California
22	Pass	Prater, Kyle from Siemian, Trevor	Northern Illinois
22	Pass	Szott, Mark from Siemian, Trevor	Penn State
21	Rush	Long, Warren	Penn State
21	Pass	Carr, Austin from Oliver, Zack	Illinois
21	Pass	Jackson, Justin from Siemian, Trevor	Minnesota
21	KR	Vault, Solomon	Minnesota
21	KR	Shuler, Miles	Wisconsin
21*	Rush	Jackson, Justin	Western Illinois
21	Pass	Dickerson, Garrett from Siemian, Trevor	Western Illinois
21	KR	Vault, Solomon	Nebraska
21	Pass	Prater, Kyle from Siemian, Trevor	Purdue
21	KR	Hanrahan, Tim	Northern Illinois
20	KR	Green, Treyvon	Notre Dame
20	KR	Green, Treyvon	Michigan
20	KR	Hanrahan, Tim	Iowa
20	KR	Green, Treyvon	Iowa
20	KR	Shuler, Miles	California
20	Pass	Prater, Kyle from Siemian, Trevor	Wisconsin
20	Pass	Vitale, Dan from Siemian, Trevor	Northern Illinois

* touchdown scored on play

LONG PLAYS BY THE NUMBERS

Long Plays By Yards	No.	TD
100+	0	0
90-99	0	0
80-89	1	1
70-79	1	0
60-69	4	2
50-59	2	2
40-49	5	1
30-39	6	1
20-29	42	2

Long Plays By Type	No.	TD
Rushing	9	3
Passing	25	3
Punt returns	2	1
Kick returns	22	1
Interceptions	3	1
Fumble returns	0	0
Other	0	0
TOTAL	61	9

20-YARD PLUS BY PLAYER

Player	No.	TD	R	P	KR	PR	IR	FR
Green, Treyvon	11	0	3	1	7	0	0	0
Shuler, Miles	8	0	0	1	6	1	0	0
Jackson, Justin	7	3	5	2	0	0	0	0
Vault, Solomon	7	1	0	0	7	0	0	0
Vitale, Dan	6	1	0	6	0	0	0	0
Prater, Kyle	5	0	0	5	0	0	0	0
Walker, Anthony	2	1	0	0	0	0	2	0
Dickerson, Cameron	2	1	0	2	0	0	0	0
Jones, Tony	2	1	0	1	0	1	0	0
Carr, Austin	2	0	0	2	0	0	0	0
Hanrahan, Tim	2	0	0	0	2	0	0	0
McHugh, Mike	2	0	0	2	0	0	0	0
Youngblood-Ary, P.	1	1	0	1	0	0	0	0
Campbell, Ibraheim	1	0	0	0	0	0	1	0
Dickerson, Garrett	1	0	0	1	0	0	0	0
Szott, Mark	1	0	0	1	0	0	0	0
Long, Warren	1	0	1	0	0	0	0	0
TOTAL	61	9	9	25	22	2	3	0

LONGEST PLAYS OF THE YEAR

Rushing

68 Jackson, Justin vs Purdue (11/22/2014)

Rushing Touchdown

68 Jackson, Justin vs Purdue (11/22/2014)

Passing

60 Dickerson, Cameron from Siemian, Trevor vs Notre Dame (11/15/2014)

Passing Touchdown

54 Dickerson, Cameron from Siemian, Trevor vs California (8/30/2014)

54 Youngblood-Ary, P. from Oliver, Zack vs Northern Illinois (9/6/2014)

Punt Return

64 Jones, Tony vs Purdue (11/22/2014)

Kick Return

89 Vault, Solomon vs Illinois (11/29/2014)

Interception Return

79 Campbell, Ibraheim vs Michigan (11/8/2014)

Fumble Return

None

Punt

55 Gradone, Chris vs Western Illinois (9/20/2014)

Field Goal

46 Mitchell, Jack vs Notre Dame (11/15/2014)

Chi Chi Ariguzo, LB

- Honorable Mention All-Big Ten (coaches, media)

Ibraheim Campbell, S

- All-Big Ten Second Team (coaches)
- Big Ten Defensive Player of the Week (11/24)

Collin Ellis, LB

- CoSIDA/Capital One Academic All-District V

Chris Gradone, P

- Big Ten Special Teams Player of the Week (9/22)

Godwin Igwebuike, S

- Big Ten Defensive Player of the Week (10/7)
- Big Ten Freshman of the Week (10/7)
- Jim Thorpe Defensive Back of the Week (10/7)

Justin Jackson, RB

- Honorable Mention All-Big Ten (coaches)

Dean Lowry, DL

- Honorable Mention All-Big Ten (coaches)

Jack Mitchell, PK

- Big Ten Special Teams Player of the Week (11/17)

Nick VanHoose, CB

- All-Big Ten Second Team (media)

Brandon Vitabile, OL

- Honorable Mention All-Big Ten (coaches, media)
- CoSIDA/Capital One Academic All-District V
- National Football Foundation National Scholar-Athlete
- William V. Campbell Trophy finalist

Dan Vitale, SB

- Honorable Mention All-Big Ten (coaches)

Anthony Walker, LB

- Big Ten Freshman of the Week (9/29)

BIG TEN DISTINGUISHED SCHOLARS (5):

Austin Carr, WR
 Matt Frazier, OL
 Sean McEvilly, DL
 Shane Mertz, OL
 Jaylen Prater, LB

ACADEMIC ALL-BIG TEN HONOREES (38):

Corey Acker, WR
 Matt Alviti, QB
 Chi Chi Ariguzo, LB
 Hayden Baker, OL
 Ibraheim Campbell, S
 Joe Cannon, CB
 Austin Carr, WR
 Max Chapman, DL
 Adam DePietro, OL
 Doug Diedrick, RB
 Collin Ellis, LB
 Matt Frazier, OL
 Deonte Gibson, DL
 Chris Gradone, P
 Jimmy Hall, LB
 Tim Hanrahan, RB
 Matthew Harris, CB
 Tom Hruby, SB
 Tony Jones, WR
 Paul Jorgensen, OL
 Dean Lowry, DL
 Connor Mahoney, DL
 Shane Mertz, OL
 Tommy Odell, S
 Zack Oliver, QB
 Eric Olson, OL
 Arthur Omilian, PK
 Kyle Queiro, S
 Josh Roberts, LB
 Christian Salem, WR
 Trevor Siemian, QB
 Mark Szott, SB
 Jayme Taylor, SB
 Nick VanHoose, CB
 Brandon Vitabile, OL
 Dan Vitale, SB
 Brett Walsh, LB
 Jarrell Williams, CB



BRANDON VITABILE was a finalist for the William C. Campbell Trophy, an award that is considered to be the "Academic Heisman."

N SINGLE-GAME CAREER HIGHS

#44 • CHI CHI ARIGUZO • LB

Tackles: 14 (twice), last at Illinois, 11/30/13
Solo Tackles: 10, vs. Illinois, 11/24/12
Assisted Tackles: 8 (twice), last at Illinois, 11/30/13
TFL: 3.0, vs. Vanderbilt, 9/8/12
Sacks: 1.0 (seven times), last at Purdue, 11/22/14
QB Hurries: 2, vs. Wisconsin, 10/4/14
Interceptions: 1 (six times), last at Nebraska, 11/2/13
Forced Fumbles: 1 (twice), last at Iowa, 11/1/14
Fumble Recovery: 1 (six times), last vs. Western Illinois, 9/20/14
Pass Breakups: 2, vs. Boston College, 9/15/12

#8 • STEPHEN BUCKLEY • RB

Rushing Yards: 99, at Iowa, 10/26/13
Rushing Attempts: 17, at Iowa, 10/26/13
Rushing TDs: 1, vs. Minnesota, 10/19/13
Long Run: 33, vs. Minnesota, 10/19/13
Receptions: 1 (twice), last vs. Nebraska, 10/18/14
Receiving Yards: 19, vs. Nebraska, 10/18/14

#24 • IBRAHEIM CAMPBELL • S

Tackles: 14, at Penn State, 10/6/12
Solo Tackles: 11 (twice), last vs. Cal, 8/30/14
Assisted Tackles: 8 (twice), last vs. Texas A&M, 12/31/11
TFL: 1 (six times), last at Notre Dame, 11/15/14
Sacks: 1, at Wisconsin, 10/12/13
Interceptions: 2, vs. Michigan, 10/8/11
Pass Breakups: 3, vs. Nebraska, 10/20/12
Fumble Recoveries: 1 (twice), last at Purdue, 11/22/14
Forced Fumbles: 2, at Notre Dame, 11/15/14

#99 • CHANCE CARTER • DT

Tackles: 6 (twice), last vs. Western Illinois, 9/20/14
Solo Tackles: 4, vs. Western Illinois, 9/20/14
Assisted Tackles: 3 (three times), last at Iowa, 10/26/13
TFL: 1.0 (three times), last at Minnesota, 10/11/14
Sacks: 2.0, at Nebraska, 11/2/13
QB Hurries: 1, at Illinois, 11/30/13
Pass Breakups: 3, vs. Syracuse, 9/7/13
Blocked Kicks: 1, vs. Michigan State, 11/23/13

#96 • MAX CHAPMAN • DT

Tackles: 4, vs. Western Illinois, 9/20/14
Solo Tackles: 3, vs. Western Illinois, 9/20/14
Assisted Tackles: 2 (twice), last at Notre Dame, 11/15/14
TFL: 2.0 (twice), last vs. Western Illinois, 9/20/14
Sacks: 1.0 (twice), last vs. Western Illinois, 9/20/14
QB Hurries: 1, vs. Wisconsin, 10/4/14
Pass Breakups: 1, at Penn State, 9/27/14
Fumble Recoveries: 1, at Iowa, 11/1/14
Blocked Kicks: 1, vs. Western Illinois, 9/20/14

#19 • CAMERON DICKERSON • WR

Receptions: 6, at Notre Dame, 11/15/14
Yards: 97, at Notre Dame, 11/15/14
Long Reception: 60, at Notre Dame, 11/15/14
Receiving TDs: 1 (three times), last vs. Cal, 8/30/14

#81 • GARRETT DICKERSON • SB

Receptions: 2, at Notre Dame, 11/15/14
Yards: 14, at Notre Dame, 11/15/14
Long Reception: 7, at Notre Dame, 11/15/14

#13 • DEONTE GIBSON • DE

Tackles: 6, vs. Ohio State, 10/5/13
Solo Tackles: 3 (twice), last vs. Northern Illinois, 9/6/14
Assisted Tackles: 3 (twice), last at Iowa, 10/26/13
TFL: 2.0, vs. NIU, 9/6/14
Sacks: 1.0 (five times), last vs. Northern Illinois, 9/6/14
QB Hurries: 2, at Notre Dame, 11/15/14
Pass Breakups: 1, at Illinois, 11/30/13
Forced Fumbles: 1, vs. Northern Illinois, 9/6/14
Fumble Recoveries: 1 (twice), at Purdue, 11/22/14

#31 • CHRIS GRADONE • P

Punts: 8 (twice), last vs. Nebraska, 10/18/14
Longest Punt: 61, vs. Michigan State, 11/23/13
Punt Average: 47.0, at Notre Dame, 11/15/14
Punts Inside the 20: 6, vs. Western Illinois, 9/20/14

#22 • TREYVON GREEN • RB

Rushing Yards: 158, vs. Western Michigan, 9/14/13
Rushing Attempts: 21, at Illinois, 11/30/13
Rushing TDs: 3, at Nebraska, 11/2/13
Long Run: 55, at Cal, 8/31/13
Receptions: 3, vs. Penn State, 10/22/11
Receiving TDs: 1 (twice), last vs. Illinois, 11/29/14
Receiving Yards: 23, vs. Nebraska, 10/18/14
Kickoff Returns: 5, at Notre Dame, 11/15/14
Kickoff Return Yards: 97, at Notre Dame, 11/15/14
Long Kickoff Return: 26 (twice), last at Notre Dame, 11/15/14

#9 • JIMMY HALL • LB

Tackles: 11 (twice), last vs. Illinois, 11/29/14
Solo Tackles: 7, vs. Illinois, 11/29/14
Assisted Tackles: 5, vs. Michigan State, 11/23/13
TFL: 1.0 (five times), last at Purdue, 11/22/14
Interceptions: 1 (three times), last at Purdue, 11/22/14
Pass Breakups: 1 (five times), last vs. Wisconsin, 10/4/14
Forced Fumbles: 1, at Purdue, 11/22/14
Fumble Recoveries: 2, at Notre Dame, 11/15/14

#1 • TIM HANRAHAN • RB

Rushing Yards: 31, vs. South Dakota, 9/22/12
Rushing Attempts: 8, vs. South Dakota, 9/22/12
Long Run: 9, vs. South Dakota, 9/22/12
Kickoff Returns: 2, vs. Northern Illinois, 9/6/14
Long Kickoff Return: 21, vs. Northern Illinois, 9/6/14

#27 • MATTHEW HARRIS • CB

Tackles: 10, vs. Western Illinois, 9/20/14
Solo Tackles: 7, vs. Western Illinois, 9/20/14
Assisted Tackles: 3 (three times), last vs. Western Illinois, 11/23/13
TFL: 1.0 (twice), last vs. Illinois, 11/29/14
Interceptions: 1 (twice), last vs. Illinois, 11/29/14
Pass Breakups: 2 (three times), last vs. Nebraska, 10/18/14
Forced Fumbles: 1, at Notre Dame, 11/15/14
Kickoff Returns: 3 (four times), last vs. Michigan State, 11/23/13
Long Kickoff Return: 47, vs. Western Michigan, 9/14/13

#10 • TRAVEON HENRY • S

Tackles: 14, at Iowa, 11/1/14
Solo Tackles: 8 (three times), last vs. Nebraska, 10/18/14
Assisted Tackles: 8 (twice), last at Notre Dame, 11/15/14
TFL: 2.0, vs. Michigan, 11/16/13
Interceptions: 1, vs. Syracuse, 9/7/13
Pass Breakups: 1 (twice), last vs. Maine, 9/21/13

#16 • GODWIN IGWEBUIKE • S

Tackles: 9, vs. Nebraska, 10/18/14
Solo Tackles: 7 (twice), last at Notre Dame, 11/15/14
Assisted Tackles: 5, vs. Nebraska, 10/18/14
TFL: 1.0, at Iowa, 11/1/14
Interceptions: 3, vs. Wisconsin, 10/4/14
Pass Breakups: 1 (twice), last at Iowa, 11/1/14

#28 • JUSTIN JACKSON • RB

Rushing Yards: 162, vs. Wisconsin, 10/4/14
Rushing Attempts: 33, vs. Wisconsin, 10/4/14
Rushing TDs: 2 (three times), last vs. Illinois, 11/29/14
Long Run: 68, at Purdue, 11/22/14
Receptions: 4, at Minnesota, 10/11/14
Receiving Yards: 50, at Minnesota, 10/11/14
Long Reception: 35, vs. Illinois, 11/29/14
Receiving TDs: 1, at Minnesota, 10/11/14

#6 • TONY JONES • WR

Receptions: 9, vs. Syracuse, 9/7/13
Yards: 185, vs. Syracuse, 9/7/13
Long Reception: 47, vs. Syracuse, 9/7/13
Receiving TDs: 1 (10 times), last vs. Michigan, 11/8/14

#93 • GREG KUCHAR • DT

Tackles: 8, at Minnesota, 10/11/14
Solo Tackles: 3 (twice), last at Minnesota, 10/11/14
Assisted Tackles: 5, at Minnesota, 10/11/14
TFL: 1.0 (twice), at Minnesota, 10/11/14
QB Hurries: 1, vs. Cal, 8/30/14
Fumble Recoveries: 1, vs. Western Illinois, 9/20/14

#34 • WARREN LONG • RB

Rushing Yards: 55, at Iowa, 11/1/14
Rushing Attempts: 11, at Iowa, 11/1/14
Long Run: 21, at Penn State, 9/27/14
Receptions: 2, at Notre Dame, 11/15/14
Receiving Yards: 18, at Notre Dame, 11/15/14
Long Reception: 17, at Notre Dame, 11/15/14

#94 • DEAN LOWRY • DE

Tackles: 6 (three times), last vs. Illinois, 11/29/14
Solo Tackles: 5 (twice), last vs. Illinois, 11/29/14
Assisted Tackles: 3, at Notre Dame, 11/15/14
TFL: 1.5 (three times), last at Notre Dame, 11/15/14
Sacks: 1.5, at Illinois, 11/30/13
Forced Fumbles: 1 (three times), last at Notre Dame, 11/15/14
Fumble Recoveries: 1 (twice), last vs. Ohio State, 10/5/13
Interceptions: 1 (twice), last vs. Maine, 9/21/13
Pass Breakups: 2, vs. Western Illinois, 9/20/14
QB Hurries: 2, vs. Western Michigan, 9/14/13

#8 • JACK MITCHELL • PK

Field Goals: 4, at Notre Dame, 11/15/14
Long: 46 yards, at Notre Dame, 11/15/14
PATs: 5, at Purdue, 11/22/14
Points Scored: 15, at Notre Dame, 11/15/14

#32 • HUNTER NISWANDER • P

Punts: 4, vs. Michigan, 11/8/14
Longest Punt: 43, vs. Michigan, 11/8/14
Punt Average: 34.5, vs. Michigan, 11/8/14

#7 • IFEADI ODENIGBO • DE

Tackles: 3, vs. Western Illinois, 9/20/14
Solo Tackles: 3, vs. Western Illinois, 9/20/14
Assisted Tackles: 2, at Notre Dame, 11/15/14
TFL: 2.0, vs. Western Illinois, 9/20/14
Sacks: 2.0, vs. Western Illinois, 9/20/14
QB Hurries: 1 (four times), last vs. WIU, 9/20/14
Forced Fumbles: 3, vs. Western Illinois, 9/20/14
Fumble Recoveries: 1 (twice), vs. Western Illinois, 9/20/14
Pass Breakups: 1, at Illinois, 11/30/13

#10 • ZACK OLIVER • QB

Pass Attempts: 38, vs. Illinois, 11/29/14
Completions: 23, vs. Illinois, 11/29/14
Passing Yards: 221, vs. Illinois, 11/29/14
Touchdown Passes: 1 (twice), last vs. Illinois, 11/29/14
Long Pass: 54, vs. Northern Illinois, 9/6/14
Rushing Yards: 23, at Purdue, 11/22/14
Rushing Attempts: 6 (twice), last vs. Illinois, 11/29/14
Rushing Touchdowns: 1, at Purdue, 11/22/14
Long Rush: 8, at Purdue, 11/29/14
Total Offense: 219, at Illinois, 11/29/14

#51 • JAYLEN PRATER • LB

Tackles: 3, vs. Western Michigan, 9/14/13
Solo Tackles: 1 (four times), last at Notre Dame, 11/15/14
Assisted Tackles: 2 (twice), last at Iowa, 11/1/14

#21 • KYLE PRATER • WR

Receptions: 10, at Notre Dame, 11/15/14
 Receiving Yards: 87, vs. Northern Illinois, 9/6/14
 Long Reception: 29, at Notre Dame, 11/15/14
 Receiving TDs: 1 (twice), last at Notre Dame, 11/15/14

#21 • KYLE QUEIRO • DB

Tackles: 5, vs. NIU, 9/6/14
 Solo Tackles: 4, vs. NIU, 9/6/14
 Assisted Tackles: 2, vs. Illinois, 11/29/14

#90 • C.J. ROBBINS • DT

Tackles: 3 (twice), last vs. Nebraska, 10/18/14
 Solo Tackles: 1 (three times), last vs. Illinois, 11/29/14
 Assisted Tackles: 3, at Minnesota, 10/11/14
 TFL: 1.0, at Penn State, 9/27/14
 Pass Breakups: 1 (twice), last vs. Michigan, 11/8/14
 Blocked Kicks: 1, at Penn State, 9/27/14

#5 • MILES SHULER • WR

Receptions: 6, at Minnesota, 10/11/14
 Yards: 60, at Minnesota, 10/11/14
 Long Reception: 22, vs. Cal, 8/30/14
 Kickoff Returns: 3 (three times), last vs. Wisconsin, 10/4/14
 Kickoff Return Yards: 67, vs. NIU, 9/6/14
 Long Kickoff Return: 26, vs. NIU, 9/6/14
 Punt Returns: 1, at Penn State, 9/27/14
 Punt Return Yards: 42, at Penn State, 9/27/14
 Long Punt Return: 42, at Penn State, 9/27/14
 Rushing Yards: 16, vs. Wisconsin, 10/4/14
 Rushing Attempts: 3, vs. Western Illinois, 9/20/14
 Rushing TDs: 1, vs. Wisconsin, 10/4/14

#13 • TREVOR SIEMIAN • QB

Pass Attempts: 50, at Minnesota, 10/11/14
 Completions: 32 (twice), last vs. Michigan, 11/8/14
 Passing Yards: 414, at Illinois, 11/30/13
 Touchdown Passes: 4, at Illinois, 11/30/13
 Long Pass: 67, vs. Ohio State, 10/5/13
 Rushing Yards: 32, at Notre Dame, 11/15/14
 Rushing Attempts: 10, at Notre Dame, 11/15/14
 Rushing Touchdowns: 3, at Penn State, 9/27/14
 Long Rush: 16, at Notre Dame, 11/15/14
 Total Offense: 433, at Illinois, 11/30/13

#55 • DREW SMITH • LB

Tackles: 8, vs. Illinois, 11/29/14
 Solo Tackles: 5, vs. Western Michigan, 9/14/13
 Assisted Tackles: 4, vs. Illinois, 11/29/14
 Sacks: 1 (three times), last at Penn State, 9/27/14
 TFL: 1.5 at Michigan State, 11/17/12
 QB Hurries: 2 (twice), last vs. Maine, 9/21/13
 Fumble Recoveries: 1, vs. Michigan, 11/8/14

#23 • NICK VANHOOSE • CB

Tackles: 11, vs. Minnesota, 10/19/13
 Solo Tackles: 8 (three times), last vs. vs. Wisconsin, 10/4/14
 Assisted Tackles: 3 (twice), last at Nebraska, 11/2/13
 TFLs: 1.5, at Cal, 8/31/13
 Interceptions: 1 (five times), last at Minnesota, 10/11/14
 Pass Breakups: 3 (three times), last vs. Wisconsin, 10/4/14
 Fumble Recoveries: 2, vs. Nebraska, 10/20/12
 Forced Fumbles: 1, vs. Minnesota, 10/19/13
 Blocked Kicks: 1 (three times), last at Notre Dame, 11/15/14

#15 • SOLOMON VAULT • RB

Rushing Yards: 31, vs. Western Illinois, 9/20/14
 Rushing Attempts: 6, vs. Western Illinois, 9/20/14
 Long Run: 21, vs. Western Illinois, 9/20/14
 Rushing TDs: 2, vs. Western Illinois, 9/20/14
 Receptions: 1 (three times), last vs. Nebraska, 10/18/14
 Receiving Yards: 10, vs. Nebraska, 10/18/14
 Kickoff Returns: 5, vs. Nebraska, 10/18/14
 Kickoff Return Yards: 101, vs. Nebraska, 10/18/14
 Kickoff Return TDs: 1, vs. Illinois, 11/29/14
 Long Kickoff Return: 89, vs. Illinois, 11/29/14

#40 • DAN VITALE • SB

Receptions: 9, at Michigan State, 11/17/12
 Receiving Yards: 113, at Penn State, 9/27/14
 Long Reception: 53, at Cal, 8/31/13
 TD Receptions: 1 (six times), last at Purdue, 11/22/14
 Rushing Attempts: 2, at Iowa, 10/26/13
 Rushing Yards: 17, at Iowa, 10/26/13
 Long Run: 18, at Iowa, 10/26/13

#18 • ANTHONY WALKER • LB

Tackles: 9, at Purdue, 11/22/14
 Solo Tackles: 7, at Purdue, 11/22/14
 Assisted Tackles: 4 (twice), last at Notre Dame, 11/15/14
 TFL: 2.5, at Purdue, 11/22/14
 Sacks: 1.5, at Purdue, 11/22/14
 QB Hurries: 2, at Notre Dame, 11/15/14
 Interceptions: 1 (twice), last at Notre Dame, 11/15/14
 Pass Breakups: 1, at Penn State, 9/27/14
 Fumble Recoveries: 1, at Notre Dame, 11/15/14
 Forced Fumbles: 1, at Purdue, 11/22/14

#98 • XAVIER WASHINGTON • DE

Tackles: 3, vs. Wisconsin, 10/4/14
 Solo Tackles: 2 (three times), last at Notre Dame, 11/15/14
 Assisted Tackles: 2, vs. Wisconsin, 10/4/14
 TFL: 1.0, at Penn State, 9/27/14
 Sacks: 1.0, at Penn State, 9/27/14
 OB Hurries: 1, vs. Nebraska, 10/18/14
 Forced Fumbles: 1, at Penn State, 9/27/14

#3 • KEITH WATKINS II • CB

Tackles: 2 (twice), last at Penn State, 9/27/14
 Solo Tackles: 1 (twice), last at Penn State, 9/27/14
 Assisted Tackles: 1 (twice), last at Penn State, 9/27/14
 Blocked Kicks: 1, vs. Western Illinois, 9/20/14

#11 • PIERRE YOUNGBLOOD-ARY • WR

Receptions: 3, vs. Illinois, 11/29/14
 Yards: 59, vs. NIU, 9/6/14
 Long Reception: 54, vs. NIU, 9/6/14
 Receiving TDs: 1, vs. NIU, 9/6/14



GAME-BY-GAME OFFENSIVE STATS

GAME-BY-GAME PASSING

#13 Siemian, Trevor	Comp	Att	Int	Pct	Yards	TD	Long	Sacked	Effic
California	23	44	2	52.3	229	1	54	2-28	94.40
Northern Illinois	27	41	1	65.9	268	1	25	5-36	123.93
Western Illinois	15	25	0	60.0	117	0	21	1-7	99.31
Penn State	21	37	1	56.8	258	0	28	1-13	109.92
Wisconsin	15	29	0	51.7	182	1	35	3-11	115.82
Minnesota	32	50	1	64.0	269	1	21	2-13	111.79
Nebraska	18	39	1	46.2	173	0	23	4-37	78.29
Iowa	8	18	0	44.4	68	0	24	5-47	76.18
Michigan	32	49	2	65.3	273	1	19	5-52	110.68
Notre Dame	30	48	2	62.5	284	1	60	2-17	110.74
Purdue	7	12	1	58.3	93	1	25	1-8	134.27
TOTALS	228	392	11	58.2	2214	7	60	31-269	105.89

#1A Oliver, Zack	Comp	Att	Int	Pct	Yards	TD	Long	Sacked	Effic
Northern Illinois	1	2	0	50.0	54	1	54	0-0	441.80
Iowa	1	6	0	16.7	7	0	7	0-0	26.47
Purdue	5	11	0	45.5	85	0	30	0-0	110.36
Illinois	23	38	3	60.5	221	1	35	2-3	102.27
TOTALS	30	57	3	52.6	367	2	54	2-3	107.77

#7A Alviti, Matt	Comp	Att	Int	Pct	Yards	TD	Long	Sacked	Effic
Purdue	1	1	0	100.0	3	0	3	0-0	125.20
Illinois	1	3	0	33.3	-3	0	0	0-0	24.93
TOTALS	2	4	0	50.0	0	0	3	1-7	50.00

#88 Taylor, Jayme	Comp	Att	Int	Pct	Yards	TD	Long	Sacked	Effic
California	1	1	0	100.0	17	1	17	0-0	572.80
TOTALS	1	1	0	100.0	17	1	17	0-0	572.80

#82 Scanlan, Andrew	Comp	Att	Int	Pct	Yards	TD	Long	Sacked	Effic
Illinois	0	1	0	0.0	0	0	0	0-0	0.00
TOTALS	0	1	0	0.0	0	0	0	0-0	0.00

GAME-BY-GAME RUSHING/RECEIVING

RUSHING	No-Yds/TD	CAL	NIU	WIU	PSU	WIS	MINN	NEB	IOWA	MICH	ND	PUR	ILL
Jackson, Justin RB	245-1187/10	8-40/1	12-52/0	21-92/1	15-50/0	33-162/0	23-106/0	22-128/2	24-96/1	17-35/0	23-149/1	23-147/2	24-130/2
Green, Treyvon RB	72-319/0	13-37/0	10-26/0	8-38/0	6-13/0	3-21/0	4-16/0	1-2/0	1-5/0	1-2/0	10-67/0	7-66/0	8-26/0
Long, Warren RB	30-123/0	2-4/0	-	DNP	9-49/0	3-5/0	1-3/0	-	11-55/0	1-0/0	1-4/0	2-3/0	-
Vault, Solomon RB	20-81/2	5-25/0	5-18/0	6-31/2	-	DNP	1-2/0	3-5/0	DNP	DNP	DNP	-	-
Oliver, Zack QB	14-28/1	DNP	1-5/0	DNP	DNP	DNP	DNP	DNP	1-2/0	DNP	DNP	6-23/1	6--2/0
Shuler, Miles WR	6-24/1	1-0/0	-	3-14/0	-	1-16/1	-	-	1--6/0	DNP	DNP	DNP	DNP
Jones, Tony WR	3-17/0	-	DNP	DNP	-	-	-	1-8/0	-	1--5/0	1-14/0	-	-
Panico, Mike RB	4-4/0	DNP	DNP	DNP	DNP	DNP	DNP	DNP	DNP	DNP	DNP	4-4/0	DNP
Alviti, Matt QB	9-1/1	DNP	DNP	DNP	DNP	DNP	DNP	DNP	DNP	3--2/0	2--2/1	4-5/0	-
Hruby, Tom	1-1/0	DNP	DNP	DNP	DNP	DNP	DNP	DNP	DNP	-	-	1-1/0	DNP
Salem, C. QB	1-0/0	-	-	-	1-0/0	-	-	-	DNP	DNP	-	-	-
Vitale, Dan	1-0/0	-	-	-	1-0/0	-	-	-	-	-	-	-	-
TEAM	12--23/0	DNP	DNP	2--2/0	1--1/0	1--2/0	DNP	DNP	-	1--2/0	1--1/0	6--15/0	DNP
Siemian, Trevor QB	68--123/5	7-2/0	9--29/0	1--7/0	5--8/3	5-1/0	5--3/1	7--26/0	5--47/0	11--37/0	10-32/1	3--1/0	DNP

RECEIVING	No-Yds/TD	CAL	NIU	WIU	PSU	WIS	MINN	NEB	IOWA	MICH	ND	PUR	ILL
Prater, Kyle WR	51-535/2	2-15/0	7-87/1	1-15/0	2-13/0	5-55/0	6-58/0	3-21/0	3-22/0	8-86/0	10-81/1	4-82/0	DNP
Vitale, Dan	40-402/2	5-38/0	4-50/0	2-15/0	7-113/0	2-21/1	4-23/0	2-22/0	-	6-41/0	2-24/0	4-43/1	2-12/0
Jones, Tony WR	35-323/1	7-64/0	DNP	DNP	3-31/0	1-35/0	3-22/0	3-24/0	1-3/0	7-59/1	4-21/0	2-14/0	4-50/0
Dickerson, C. WR	24-318/1	2-63/1	4-48/0	1-18/0	1-9/0	-	1-12/0	2-21/0	-	4-40/0	6-97/0	-	3-10/0
Jackson, Justin RB	22-201/1	1-4/0	2-19/0	2-12/0	2-17/0	-	4-50/1	-	2-10/0	4-25/0	1-9/0	1-9/0	3-46/0
Shuler, Miles WR	23-190/0	2-27/0	5-37/0	1-4/0	2-18/0	2-11/0	6-60/0	5-33/0	-	DNP	DNP	DNP	DNP
McHugh, Mike WR	9-115/0	-	DNP	-	1-28/0	1-15/0	1-4/0	-	1-24/0	1-7/0	-	-	4-37/0
Youngblood-Ary, WR	7-105/1	1-12/0	2-59/1	-	-	-	1-5/0	-	-	-	-	-	3-29/0
Carr, Austin WR	7-100/0	1-3/0	1-9/0	1-10/0	-	1-18/0	-	-	-	1-9/0	-	1-30/0	1-21/0
Green, Treyvon RB	11-78/1	1-4/0	-	2-10/0	1-8/0	-	1-13/0	1-23/0	-	1-6/0	2-10/0	-	2-4/1
Taylor, Jayme	9-45/0	-	1-5/0	3-9/0	-	1-18/0	2-5/0	-	-	-	-	1-3/0	1-5/0
Dickerson, G.	4-44/0	-	-	1-21/0	-	-	-	-	1-9/0	-	2-14/0	-	-
Vault, Solomon RB	6-31/0	1--1/0	1-4/0	1-3/0	-	DNP	1-11/0	1-10/0	DNP	DNP	DNP	-	1-4/0
Szott, Mark	2-29/0	-	-	-	1-22/0	-	-	-	1-7/0	-	-	-	-
Long, Warren RB	5-26/0	-	-	DNP	1-1/0	2-9/0	-	-	-	-	2-18/0	-	-
Buckley, S. RB	2-23/0	DNP	1-4/0	-	-	-	-	1-19/0	DNP	DNP	DNP	DNP	DNP
Siemian, Trevor QB	1-17/1	1-17/1	-	-	-	-	-	-	-	-	-	-	DNP
Hanrahan, Tim	2-11/0	-	-	-	-	-	1-1/0	-	-	-	1-10/0	-	-
Scanlan, Andrew WR	1-5/0	DNP	DNP	-	-	-	1-5/0	-	-	-	-	-	-

GAME-BY-GAME TACKLES

Total Tackles	UA-A	Total	CAL	NIU	WIU	PSU	WIS	MINN	NEB	IOWA	MICH	ND	PUR	ILL
Ariguzo, C. LB	65-39	104	8-2	5-1	6-6	4-3	2-2	6-6	6-5	6-4	5-3	3-1	7-1	7-5
Henry, Traveon	38-35	73	1-4	1-1	6-3	2-2	6-1	1-3	8-4	6-8	3-1	4-8	DNP	DNP
Harris, Matthew CB	58-12	70	5-1	6-0	7-3	4-0	6-2	3-1	6-0	6-0	6-2	4-2	3-0	2-1
VanHoose, Nick CB	48-11	59	6-1	5-2	5-2	6-0	8-1	6-1	4-2	4-2	2-0	2-0	DNP	DNP
Hall, Jimmy LB	40-18	58	4-2	6-2	3-3	2-1	4-1	2-0	1-0	3-2	1-0	4-3	3-0	7-4
Campbell, I.	39-15	54	11-0	4-4	1-1	1-1	DNP	DNP	DNP	DNP	5-2	6-1	6-2	5-4
Walker, Anthony LB	29-22	51	-	1-1	0-1	4-4	0-1	-	4-1	4-3	2-2	2-4	7-2	5-3
Igwebuikwe, G.	34-17	51	0-1	1-0	0-1	3-1	7-1	2-3	4-5	3-4	1-0	7-1	6-0	DNP
Lowry, Dean DL	25-16	41	1-0	3-2	2-2	1-1	1-0	3-2	1-3	2-1	3-0	3-3	0-1	5-1
Smith, Drew LB	26-11	37	2-1	1-0	2-0	1-0	1-1	1-1	3-3	2-0	3-0	2-1	4-0	4-4
Ellis, Collin LB	22-11	33	9-3	6-3	3-2	DNP	2-1	2-2	DNP	DNP	-	DNP	DNP	DNP
Kuhar, Greg DL	14-15	29	1-1	2-1	-	3-0	2-1	3-5	2-3	0-3	1-0	0-1	DNP	DNP
Carter, Chance DL	10-5	15	1-0	1-0	4-2	-	0-1	1-0	0-1	-	DNP	0-1	1-0	2-0
Chapman, Max DL	10-4	14	1-0	1-0	3-1	1-0	-	DNP	2-0	1-0	1-0	0-2	0-1	-
Gibson, Deonte DL	11-3	14	1-1	3-0	2-0	1-0	-	0-1	1-0	DNP	1-0	-	2-0	0-1
Washington, X. DL	9-4	13	0-1	2-0	DNP	1-0	1-2	2-0	0-1	1-0	-	2-0	-	-
Robbins, C.J. DL	4-9	13	1-0	-	DNP	1-0	0-1	0-3	1-2	-	-	0-2	0-1	1-0
Odenigbo, I. DL	6-5	11	0-1	1-1	3-0	2-0	-	-	-	-	0-1	0-2	-	-
Queiro, Kyle	8-3	11	1-0	4-1	1-0	-	-	-	1-0	-	-	-	-	1-2
Mahoney, Connor DL	4-6	10	1-0	0-1	1-3	-	1-0	-	-	0-2	-	-	1-0	-
Wakins II, K. CB	4-2	6	1-0	1-0	1-1	1-1	DNP	DNP	DNP	DNP	DNP	-	DNP	DNP
Jones, Joseph LB	4-1	5	-	-	1-0	1-0	0-1	DNP	DNP	DNP	DNP	DNP	2-0	DNP
McShepard, M. CB	5-0	5	-	DNP	1-0	-	-	1-0	-	DNP	DNP	DNP	3-0	DNP
Prater, Jaylen LB	2-2	4	DNP	DNP	-	-	-	DNP	1-0	0-2	-	1-0	-	-
Scanlan, Andrew	1-3	4	DNP	DNP	1-0	0-1	0-1	-	-	0-1	-	-	-	-
Walsh, Brett LB	1-2	3	DNP	DNP	DNP	0-1	0-1	-	1-0	DNP	DNP	DNP	DNP	-
Acker, Corey	2-1	3	1-0	-	-	1-0	0-1	DNP	-	-	DNP	DNP	-	DNP
Williams, J. CB	2-1	3	0-1	-	-	-	DNP	DNP	-	-	-	-	-	2-0
McHugh, Mike	2-1	3	-	DNP	-	-	-	-	-	-	-	-	-	2-1
Jones, Tony	2-0	2	-	DNP	DNP	-	-	-	-	-	-	1-0	-	1-0
Dickerson, C.	2-0	2	1-0	-	-	-	-	-	-	-	1-0	-	-	-
Long, Warren	2-0	2	-	-	DNP	-	-	-	-	1-0	-	-	-	1-0
Siemian, Trevor	0-2	2	-	-	-	-	-	-	-	0-1	0-1	-	-	DNP
Vitale, Dan	2-0	2	-	-	-	-	-	-	-	-	-	-	2-0	-
Szolt, Mark	1-0	1	-	-	-	-	-	-	-	-	-	1-0	-	-
Vitabile, B.	1-0	1	-	-	-	-	-	-	-	-	-	1-0	-	-
Fitzpatrick, C.	1-0	1	-	-	DNP	-	-	-	1-0	-	-	-	-	-
Taylor, Jayme	1-0	1	-	-	-	1-0	-	-	-	-	-	-	-	-
Gradone, Chris	0-1	1	-	-	-	0-1	-	-	-	-	-	-	-	-
Hanrahan, Tim	0-1	1	-	-	-	-	-	-	-	0-1	-	-	-	-
Mitchell, Jack	0-1	1	-	-	0-1	-	-	-	-	-	-	-	-	-
Carr, Austin	0-1	1	-	-	-	0-1	-	-	-	-	-	-	-	-
Odell, Tommy	1-0	1	DNP	DNP	DNP	DNP	1-0	DNP	-	-	-	-	-	-
Prater, Kyle	1-0	1	-	-	-	-	-	-	-	-	-	-	1-0	DNP
Roberts, Josh	1-0	1	DNP	DNP	DNP	DNP	DNP	DNP	DNP	-	DNP	DNP	1-0	DNP
DePietro, Adam	1-0	1	-	-	-	-	-	-	-	-	1-0	-	-	-

PUNTING

Chris Gradone	No.	Yds	Avg	Long	TB	FC	I20	Blkd
CALIFORNIA	5	153	30.6	40	0	1	1	0
NORTHERN ILLINOIS	8	336	42.0	53	2	0	3	0
WESTERN ILLINOIS	7	309	44.1	55	0	0	6	0
at Penn State	6	223	37.2	41	1	0	0	0
WISCONSIN	7	251	35.9	41	1	1	4	0
at Minnesota	6	200	33.3	42	0	0	1	0
NEBRASKA	8	295	36.9	44	0	3	0	0
at Iowa	6	234	39.0	46	0	3	1	1
MICHIGAN	2	71	35.5	47	0	1	0	0
at Notre Dame	1	47	47.0	0	0	0	0	0
at Purdue	4	162	40.5	52	1	2	0	0
ILLINOIS	5	183	36.6	45	0	1	1	0
Totals	65	2,464	37.9	55	5	12	17	1

Hunter Niswander	No.	Yds	Avg	Long	TB	FC	I20	Blkd
CALIFORNIA		DNP						
NORTHERN ILLINOIS		DNP						
WESTERN ILLINOIS		DNP						
at Penn State		DNP						
WISCONSIN		DNP						
at Minnesota		DNP						
NEBRASKA		DNP						
at Iowa	1	42	42.0	42	0	1	1	0
MICHIGAN	4	138	34.5	43	1	1	0	0
at Notre Dame		DNP						
at Purdue		DNP						
ILLINOIS		DNP						
Team Totals	70	2,644	38.1	55	6	14	18	1



STARTERS & SUPERLATIVES

OFFENSE

Opponent	WR	WR	LT	LG	C	RG	RT	SB	WR	QB	RB
CALIFORNIA	C. Dickerson	Shuler	Jorgensen	Mogus	Vitabile	Frazier	Olson	Vitale	Prater	Siemian	Green
NORTHERN ILLINOIS	C. Dickerson	Shuler	Jorgensen	Mogus	Vitabile	Frazier	Olson	Vitale	Prater	Siemian	Green
WESTERN ILLINOIS	C. Dickerson	Shuler	Jorgensen	Mogus	Vitabile	Frazier	Olson	Vitale	Prater	Siemian	Green
at Penn State	T. Jones	Shuler	Jorgensen	Mogus	Vitabile	Frazier	Olson	Vitale	Prater	Siemian	Green
WISCONSIN	T. Jones	Shuler	Jorgensen	Mogus	Vitabile	Frazier	Olson	Vitale	Prater	Siemian	Green
at Minnesota	T. Jones	Shuler	Jorgensen	Mogus	Vitabile	Frazier	Olson	Vitale	Prater	Siemian	Green
NEBRASKA	T. Jones	Shuler	Jorgensen	Mogus	Vitabile	Frazier	Olson	Vitale	Prater	Siemian	Green
at Iowa	T. Jones	Shuler	Jorgensen	Mogus	Vitabile	Frazier	Olson	Vitale	Prater	Siemian	Jackson
MICHIGAN	T. Jones	C. Dickerson	Jorgensen	Mogus	Vitabile	Frazier	Konopka	Vitale	Prater	Siemian	Jackson
at Notre Dame	T. Jones	C. Dickerson	Jorgensen	Mogus	Vitabile	Frazier	Konopka	Vitale	Prater	Siemian	Jackson
at Purdue	T. Jones	C. Dickerson	Jorgensen	Mogus	Vitabile	Frazier	Olson	Vitale	Prater	Siemian	Jackson
ILLINOIS	T. Jones	C. Dickerson	Jorgensen	Mogus	Vitabile	Frazier	DePietro	Vitale	McHugh	Oliver	Jackson

DEFENSE

Opponent	LE	DT	DT	RE	OLB	MLB	OLB	CB	S	S	CB
CALIFORNIA	Gibson	Robbins	Kuhar	Lowry	Ariguzo	Ellis	J. Hall	VanHoose	Campbell	Henry	Harris
NORTHERN ILLINOIS	Gibson	Robbins	Kuhar	Lowry	Ariguzo	Ellis	J. Hall	VanHoose	Campbell	Henry	Harris
WESTERN ILLINOIS	Gibson	Lowry	Kuhar	Chapman	Ariguzo	Ellis	Smith	VanHoose	Campbell	Henry	Harris
at Penn State	Chapman	Robbins	Kuhar	Lowry	Ariguzo	Walker	J. Hall	VanHoose	Campbell	Henry	Harris
WISCONSIN	Chapman	Robbins	Kuhar	Lowry	Ariguzo	Ellis	Smith	VanHoose	Igwebuike	Henry	Harris
at Minnesota	Gibson	Carter	Kuhar	Lowry	Ariguzo	Ellis	J. Hall	VanHoose	Igwebuike	Henry	Harris
NEBRASKA	Chapman	Carter	Kuhar	Lowry	Ariguzo	Walker	J. Hall	VanHoose	Igwebuike	Henry	Harris
at Iowa	Chapman	Carter	Kuhar	Lowry	Ariguzo	Walker	Smith	VanHoose	Igwebuike	Henry	Harris
MICHIGAN	Gibson	Chapman	Robbins	Lowry	Ariguzo	Walker	Smith	VanHoose	Campbell	Henry	Harris
at Notre Dame	Chapman	Gibson	Robbins	Lowry	Ariguzo	Walker	Smith	VanHoose	Campbell	Henry	Harris
at Purdue	Gibson	Chapman	Robbins	Lowry	Ariguzo	Walker	Smith	McShepard	Campbell	Igwebuike	Harris
ILLINOIS	Gibson	Chapman	Robbins	Lowry	Ariguzo	Walker	Smith	K. Queiro	Campbell	J. Hall	Williams


NU/OPPONENT GAME HIGHS

Category	Northwestern	Opponent
Points	43 at Notre Dame	48 by Iowa
First Downs	28 at Minn., Notre Dame	28 by Notre Dame
Rushing Attempts	56 at Purdue	55 by Northern Illinois
Rushing Yards	263 at Notre Dame	291 by Illinois
Rushing Average	5.5 at Notre Dame	7.7 by Wisconsin
TD Rushes	3 (Four times)	4 by Nebraska, Iowa
Passing Completions	32 at Minnesota, vs. Mich.	29 by Western Illinois
Passing Attempts	50 at Minnesota	50 by Western Illinois
Passing Yards	332 vs. Northern Illinois	300 by California
TD Passes	2 vs. California, NIU	3 by California, Notre Dame, Illinois

Category	Northwestern	Opponent
Total Plays	96 at Notre Dame	86 by Western Illinois
Total Yards	547 at Notre Dame	498 by Notre Dame
Sacks by	4 vs. Western Illinois, Penn State	6 by Michigan
Turnovers forced	5 at Purdue	5 by Illinois
Penalties	9 vs. Northern Illinois	8 by Northern Illinois
Penalty Yards	93 vs. Northern Illinois	75 by Northern Illinois
Interceptions by	4 vs. Wisconsin	3 by Illinois

NU/INDIVIDUAL GAME HIGHS

Category	Northwestern	Opponent
Points	15, Jack Mitchell (Notre Dame)	24, Ameer Abdullah (Nebraska)
Rushing Attempts	33, Justin Jackson (Wisconsin)	30, David Cobb (Minnesota)
Rushing Yards	162, Justin Jackson (Wisconsin)	259, Melvin Gordon (Wisconsin)
Long Rush	68, Justin Jackson (Purdue)	61, Melvin Gordon (Wisconsin), Everett Golson (Notre Dame)
Passing Completions	32, Trevor Siemian (Minnesota, Michigan)	29, Trenton Norvell (Western Illinois)
Passing Attempts	50, Trevor Siemian (Minnesota)	49, Trenton Norvell (Western Illinois)
Passing Yards	284, Trevor Siemian (Notre Dame)	292, Trenton Norvell (Western Illinois)
Long Pass	60, Trevor Siemian to Cameron Dickerson (Notre Dame)	76, Jared Goff (California)
Receptions	10, Kyle Prater (Notre Dame)	11, Lance Lenoir (Western Illinois)
Receiving Yards	113, Dan Vitale (Penn State)	139, William Fuller (Notre Dame)



AUG. 30, 2014

RYAN FIELD

ATTENDANCE: 34,228

CALIFORNIA NORTHWESTERN

31
24

Northwestern's furious second-half rally came up just short at Ryan Field as California raced out to a big early lead, then held on for a 31-24 victory in the season-opener for both teams.

The loss was the first suffered in a season-opener during the head coaching tenure of Pat Fitzgerald, who began the day with an 8-0 career mark in NU season-openers. It also marked the end of Northwestern's 16-game home winning streak in nonconference play, which dated to the start of the 2008 season.

Cal got off to a fast start, receiving the opening kick and mounting an impressive 18-play drive that culminated on a fourth-and-goal play from the Wildcats' 2-yard line. After a timeout, quarterback Jared Goff put the visitors on the board with his two-yard touchdown pass in the flat to Bryce Treggs, finishing a drive that ate up more than six minutes of clock time.

After a Northwestern drive into Cal territory stalled on a failed fourth-and-1 conversion attempt, the Golden Bears took a 14-0 lead when they scored on a seven-yard pass by Goff to Kenny Lawler over the middle of the end zone. The Wildcats were forced to punt from the shadow of their own goal post on their ensuing drive, setting up a short field that Cal used to move into position for a 20-yard field goal that grew the lead to 17 points.

Northwestern's offense found a rhythm midway through the second half as Siemian found junior wideout Cameron Dickerson on the post pattern, with Dickerson breaking past the second line of defense and skirting 54 yards for NU's first touchdown of 2014.

The Bears answered in short order, however, when Goff went over the top on the ensuing play from scrimmage to hit a streaking Trevor Davis for a 76-yard touchdown pass, giving the visitors a 24-7 lead that they carried into the locker rooms.

The score grew to 31-7 when Cal began their first possession of the second half one yard shy of midfield and covered the 49 yards to paydirt on 11 plays, the last of which was a 1-yard scoring run up the middle by Khalfani Muhammad.

True freshman Justin Jackson kept NU in the hunt with a powerful 7-yard scoring run to cut Northwestern's deficit to 31-14. On the ensuing 1st-and-10 play for the Bears, Collin Ellis recorded his third career INT against Cal, setting up a QB throwback play that saw Jayme Taylor set up Trevor Siemian for a 17-yard TD that pulled the hosts back within 10.

NU would make it a one-score game on a Jack Mitchell field goal with 5:18 remaining, but a last-gasp drive ended in an interception as California avoided a home-and-home series sweep.

SCORING SUMMARY

CALIFORNIA	14	10	7	0	—	31
NORTHWESTERN	0	7	14	3	—	24

First Quarter: 8:42 CAL—Treggs 1 pass from Goff (Langford kick); 0:03 CAL—Lawler 7 pass from Goff (Langford kick)

Second Quarter: 11:15 CAL—Langford 20 FG; 6:26 NU—C. Dickerson 54 pass from Siemian (Mitchell kick); 6:07 CAL—Davis 76 pass from Goff (Langford kick)

Third Quarter: 9:05 CAL—Muhammad 1 run (Langford kick); 2:31 NU—Jackson 7 run (Mitchell kick); 2:06 NU—Siemian 17 pass from Taylor (Mitchell kick)

Fourth Quarter: 5:18 NU—Mitchell 24 FG

GAME STATISTICS


CAL	NU
23 First Downs
45 Rushing Attempts.....
145 Yards Gained Rushing.....
31 Yards Lost Rushing.....
114 Net Yards Rushing.....
300 Net Yards Passing.....
39 Passes Attempted.....
23 Passes Completed
2 Had Intercepted
84 Total Offensive Plays.....
414 Total Net Yards
0-0 Fumbles-Lost.....
6-59 Penalties-Yards.....
2-0-0 Interceptions-Yards-TD.....
4-143 Punts-Yards.....
35.8 Avg. Yard/Punt.....
2-17-0 Punt Return-Yards-TD.....
4-58-0 Kickoff Return-Yards-TD.....
31:34 Possession Time.....
8/17 Third-Down Conversions.....
2-28 Sacks By-Yards.....


INDIVIDUAL LEADERS

RUSHING:
CAL—Rubenzer 11-48-0
NU—Jackson 8-40-1

PASSING:
CAL—Goff 21-34-281-3
NU—Siemian 23-44-229-1

RECEIVING:
CAL—Davis 3-93-1
NU—T. Jones 7-64-0





SEPT. 6, 2014
RYAN FIELD
ATTENDANCE: 41,139

NORTHERN ILLINOIS 23
NORTHWESTERN 15

After a scoreless first half on a sun-splashed afternoon at Ryan Field, Northwestern and Northern Illinois combined for 38 second-half points, but it was the visiting Huskies who had eight more to come out on top of the in-state showdown, 23-15.

NIU scored three second-half touchdowns, two of which came on passes from quarterback Drew Hare to wide receiver Da'ron Brown, and added a field goal. The Wildcats put up two scores of their own on touchdown passes from Trevor Siemian and Zack Oliver, but it was not enough to knock off the visitors from DeKalb.

Both defenses stood tall in the first 30 minutes of play. The Wildcats held the Huskies to 142 yards of total offense with an equal 71 yards coming both on the ground and through the air. The 'Cats made sure, however, that Northern Illinois was held scoreless in a first half for the first time since the 2011 MAC Championship game vs. Ohio.

NIU received the ball to begin the second half and it marched 60 yards downfield to break into the scoring column. Tyler Wedel kicked a 32-yard field goal that gave the visitors a three-point lead, the first of the day for either side, with 11:55 remaining in the third quarter.

Northwestern got its own offense on the board with a quick-strike drive later in the third quarter. After taking over on his own 40-yard line, Siemian marched the offense down on a four-play drive that took only 58 seconds to complete and culminated with Kyle Prater's first career touchdown catch. The senior hauled in a pair of passes for a combined 41 yards on the drive. Siemian was a perfect four-for-four on that drive as the 'Cats covered all 60 yards through the air.

The Huskies responded to their first deficit of the day by orchestrating a methodical drive of its own that ended with Hare finding Da'ron Brown for an 18-yard touchdown, his first of two. The 82-yard drive gave NIU a 10-7 lead, an advantage that grew to 23-7 late in the fourth quarter.

Siemian was knocked out during the next drive on a low hit and Zack Oliver came on in relief. Oliver led NU to the end zone once again when the redshirt junior found a streaking Pierre Youngblood-Ary for a 54-yard touchdown strike. It was the first career touchdown for both 'Cats. Oliver also found Cameron Dickerson in the end zone to convert for two points to bring the home team to within one score at 23-15. NU's Jack Mitchell attempted an onside kick, but it was covered up by Brown and the Huskies ran out the remaining 2:34 to grab the win.

SCORING SUMMARY

NORTHERN ILLINOIS	0	0	10	13	—	23
NORTHWESTERN	0	0	7	8	—	15

Third Quarter: 11:55 NIU—Wedel 32 FG; 4:51 NU—K. Prater 19 pass from Siemian (Mitchell kick); 0:52 NIU—Brown 18 pass from Hare (Wedel kick)

Fourth Quarter: 7:00 NIU—Brown 59 pass from Hare (Wedel kick blocked); 3:27 NIU—Hare 4 run (Wedel kick); 2:34 NU—Youngblood-Ary 54 pass from Oliver (Dickerson pass from Oliver)

GAME STATISTICS

NIU	NU
20.....	First Downs.....21
55.....	Rushing Attempts.....37
240.....	Yards Gained Rushing.....113
19.....	Yards Lost Rushing.....41
221.....	Net Yards Rushing.....72
180.....	Net Yards Passing.....322
23.....	Passes Attempted.....43
13.....	Passes Completed.....28
0.....	Had Intercepted.....1
78.....	Total Offensive Plays.....80
401.....	Total Net Yards.....394
2-0.....	Fumbles-Lost.....3-0
8-75.....	Penalties-Yards.....9-93
1-0-0.....	Interceptions-Yards-TD.....0-0-0
6-272.....	Punts-Yards.....8-336
45.3.....	Avg. Yard/Punt.....42.0
4-48-0.....	Punt Return-Yards-TD.....2-10-0
1-18-0.....	Kickoff Return-Yards-TD.....5-104-0
28:32.....	Possession Time.....31:28
7/17.....	Third-Down Conversions.....14/23
5-36.....	Sacks By-Yards.....2-13


INDIVIDUAL LEADERS

RUSHING:
 NIU—Daniels 16-81-0
 NU—Jackson 12-52-0

PASSING:
 NIU—Hare 6-10-109-2
 NU—Siemian 27-41-268-1

RECEIVING:
 NIU—Brown 6-128-2
 NU—K. Prater 7-87-1





SEPT. 20, 2014

RYAN FIELD

ATTENDANCE: 32,016

WESTERN ILLINOIS
NORTHWESTERN7
24

Northwestern earned its first win of the 2014 season against Western Illinois, receiving a trio of rushing touchdowns from true freshman tailbacks Solomon Vault (two) and Justin Jackson in a 24-7 Wildcats victory.

Jackson racked up a career-best 92 ground yards with a 4.4-yards-per-attempt average for the Wildcats, while Vault's touchdowns were the first of his young career. The duo of newcomers accounted for 123 of NU's 166 rushing yards on the day. Defensively, sophomore D-end Ifeadi Odenigbo filled the stat sheet with three forced fumbles, a fumble recovery and one sack.

NU opened the scoring on its first series of the game with an efficient nine-play scoring drive, highlighted by Treyvon Green's season-long scamper of 25 yards. The Wildcats advanced to the 1-yard line, where they handed it off to Vault for the rookie's first career touchdown.

Western Illinois responded with a 10-play touchdown series, culminating in a four-yard QB rollout pass to wideout Joey Borsellino that leveled the score at

seven.

After a defensive stop later in the quarter, redshirt freshman Keith Watkins II provided a spark when he came free on punt coverage and blocked a Western Illinois punt, providing a short field for the Wildcats offense. But the WIU defense came up with a stop on the sudden change, forcing a sack and forced fumble on a third-down pass attempt by Trevor Siemian.

With the score still even in the second quarter, Northwestern again had a short field to work with thanks to a sack and forced fumble by Odenigbo, who now boasts 6.5 sacks in his young career. The play set up a brief two-play scoring drive for Northwestern, which gained six yards on an end-around to Miles Shuler before Vault covered 11 yards on his way to a second touchdown on the afternoon.

Northwestern maintained a seven-point lead at halftime thanks to a blocked field goal by defensive end Max Chapman on the final play of the second quarter.

After intermission, Jackson followed his classmate Vault into the end zone, doing so on a nifty 21-yard run that featured a lethal juke past a WIU defender at the 15-yard line.

Northwestern's defense kept the WIU attack at bay for much of the remainder of the game, with Odenigbo and Deonte Gibson providing regular pressure off the edge for the Wildcats. The duo teamed up to get the ball back for the 'Cats with 4:22 left to play. Odenigbo forced his third fumble of the game on a third-down play and Gibson pounced on the ball to turn it back over to the offense.



SCORING SUMMARY

WESTERN ILLINOIS	7	0	0	0	—	7
NORTHWESTERN	7	7	7	3	—	24

First Quarter: 12:24 NU—Vault 1 run (Mitchell kick); 9:09 WIU—Borsellino 4 pass from Norvell (Knuffman kick)

Second Quarter: 10:54 NU—Vault 11 run (Mitchell kick)

Third Quarter: 9:39 NU—Jackson 21 run (Mitchell kick)

Fourth Quarter: 2:09 NU—Mitchell 28 FG

GAME STATISTICS

WIU	NU
22..... First Downs	15
36..... Rushing Attempts.....	41
123..... Yards Gained Rushing.....	180
39..... Yards Lost Rushing.....	14
84..... Net Yards Rushing.....	166
292..... Net Yards Passing.....	117
50..... Passes Attempted.....	25
29..... Passes Completed.....	15
1..... Had Intercepted.....	0
86..... Total Offensive Plays.....	66
376..... Total Net Yards.....	283
4-3..... Fumbles-Lost.....	2-2
6-40..... Penalties-Yards.....	5-35
0-0-0..... Interceptions-Yards-TD.....	1-0-0
5-146..... Punts-Yards.....	5-146
29.2..... Avg. Yard/Punt.....	44.1
4-19-0..... Punt Return-Yards-TD.....	1-25-0
3-72-0..... Kickoff Return-Yards-TD.....	0-0-0
32:57..... Possession Time.....	27:03
4/17..... Third-Down Conversions.....	3/14
1-7..... Sacks By-Yards.....	4-29

INDIVIDUAL LEADERS

PASSING:

WIU—Norvell 29-49-1
NU—Siemian 15-25-0

RECEIVING:

WIU—Lenoir 11-115-0
NU—Taylor 3-9-0

RUSHING:
WIU—Baker 20-83-0
NU—Jackson 21-92-1



SEPT. 27, 2014
BEAVER STADIUM
ATTENDANCE: 102,910

NORTHWESTERN 29
PENN STATE 6

Northwestern opened Big Ten play at Penn State with a dominating defensive performance, riding three rushing touchdowns from Trevor Siemian and a pick-six by Anthony Walker to a resounding 29-6 win, the Wildcats first victory over the Nittany Lions and at Beaver Stadium since 2004.

Northwestern's defense stole the show through the duration of the game, led by the coming out party of the redshirt freshman Walker. Making his first career start in his Big Ten Conference debut in place of the injured Collin Ellis, Walker registered eight tackles to go along with a game-changing interception return for touchdown on the first play of the fourth quarter.

Siemian recorded 21 completions on 37 attempts for 258 yards and one interception. Though the record will reflect just five rushing attempts for an eight-yard loss, three of those runs resulted in touchdowns on quarterback sneaks behind a surging offensive line. Junior superback Dan Vitale was a favorite target of Siemian's,

hauling in seven receptions for a career-high 113 yards.

Northwestern jumped to a 14-0 lead in the first quarter—becoming the first PSU opponent this season to get on the scoreboard in the opening period—with a pair of Siemian QB sneaks. Meanwhile, the Wildcats defense forced Penn State into three consecutive three-and-outs, setting the tone for what was to come in the game.

Penn State scored the only points of the third quarter with a field goal that cut it to a one-score game, but that all changed with Walker's 49-yard INT return for a touchdown. On Penn State's next play from scrimmage, another young Wildcat, true freshman Xavier Washington, came free to drill Hackenberg and force a fumble that was recovered by Connor Mahoney.

Mitchell would come on to convert a 23-yard field goal to extend NU's lead to 17, and the Northwestern defense came up with yet another stand when Greg Kuhar stuffed Bill Belton on a fourth-and-1 rush attempt, returning the ball to the Wildcats in excellent field position.

The next drive resulted in Siemian punching it in for his third rushing touchdown of the game to ice the contest, 29-6, midway through the fourth quarter. From there, NU stopped another Penn State fourth-down attempt in Nittany Lion territory and effectively burned up the clock on the ground to seal the victory.

SCORING SUMMARY

NORTHWESTERN	14	0	0	15	—	29
PENN STATE	0	3	3	0	—	6

First Quarter: 9:29 NU—Siemian 1 run (Mitchell kick); 4:38 NU—Siemian 1 run (Mitchell kick)

Second Quarter: 0:05 PSU—Ficken 42 FG

Third Quarter: 11:17 PSU—Ficken 36 FG

Fourth Quarter: 14:49 NU—Walker 49 INT return (Mitchell kick failed); 13:06 NU—Mitchell 23 FG;

7:22 NU—Siemian 1 run (Mitchell kick failed)

GAME STATISTICS

GAME STATISTICS		PSU
NU		
17	First Downs	14
38	Rushing Attempts	25
121	Yards Gained Rushing	79
18	Yards Lost Rushing	29
103	Net Yards Rushing	50
258	Net Yards Passing	216
37	Passes Attempted	46
21	Passes Completed	22
1	Had Intercepted	1
75	Total Offensive Plays	71
361	Total Net Yards	266
0-0	Fumbles-Lost	1-1
8-75	Penalties-Yards	4-35
1-49-1	Interceptions-Yards-TD	1-2-0
6-223	Punts-Yards	7-250
37.2	Avg. Yard/Punt	35.7
1-42-0	Punt Return-Yards-TD	2-43-0
2-56-0	Kickoff Return-Yards-TD	4-67-0
30:23	Possession Time	29:37
7/17	Third-Down Conversions	3/17
4-20	Sacks By-Yards	1-13


INDIVIDUAL LEADERS

RUSHING:
 NU—Jackson 15-50-0
 PSU—Belton 8-25-0

PASSING:
 NU—Siemian 21-37-258-0
 PSU—Hackenberg 22-45-216-0

RECEIVING:
 NU—Vitale 7-113-0
 PSU—Hamilton 6-100-0





OCT. 4, 2014
RYAN FIELD
ATTENDANCE: 42,013

17/16 WISCONSIN
NORTHWESTERN

14
20

On a cold and windy Saturday afternoon at Ryan Field, Northwestern edged No. 17/16 Wisconsin 20-14 in the Wildcats' inaugural game in the Big Ten West Division.

Safety Godwin Igwebuike, making his first career start, recorded three interceptions, the first three-pick performance by a Northwestern player since 1973, leading to NU's fourth consecutive home victory over Wisconsin and the team's second in-conference victory of the season in as many games.

Forty-five years after Mike Adamle put up a school-record 316 yards on the ground against Wisconsin, freshman Justin Jackson rushed for 162 yards, the first triple-digit performance of his young career. Jackson's 33 carries were the most by an NU tailback since Tyrell Sutton also had 33 against Indiana in 2007.

After Igwebuike denied the Badgers points on their opening drive with an interception in the end zone, the 'Cats put together a 75-yard drive that resulted in a Jack Mitchell's 22-yard field goal that gave NU the early lead.

Northwestern's defensive line continued its strong start on the Badgers' first drive of the second quarter, stopping Wisconsin just shy of midfield behind constant pressure on McEvoy. On the ensuing drive, Siemian rebounded from a sack to find Tony Jones on a 35-yard pass down the sideline, and Jackson continued to wear down Wisconsin's defense.

From there, the 'Cats converted on a pair of key fourth-down attempts, including a 7-yard pass from Siemian to Miles Shuler down to the Badgers' 10-yard line. Another Jackson run put Northwestern five yards out and Siemian found superback Dan Vitale on a crossing pattern in the back of the end zone on the following play to give the 'Cats a 10-point edge.

After five failed drives in the first half, Wisconsin found the end zone on its first try after halftime, moving quickly into the red zone on a 61-yard rush by Gordon. The junior tailback punched it in soon after to set the score at 10-7.

Later in the quarter, Ifeadi Odenigbo disrupted a Joel Stave pass attempt that was intercepted by Jimmy Hall, and on the next play from scrimmage the 'Cats covered the 16 yards to paydirt on a reverse play to Miles Shuler. Northwestern's advantage grew to 20-7 on another Mitchell field goal early in the fourth period.

With six minutes remaining in the game, Igwebuike again came up large for the 'Cats with a first-down interception in the end zone. Though Wisconsin would cut it to a one-score game late, Igwebuike sealed the victory with yet another pick near midfield.

SCORING SUMMARY

WISCONSIN	0	0	7	7	—	14
NORTHWESTERN	3	7	7	3	—	20

First Quarter: 4:27 NU—Mitchell 22 FG

Second Quarter: 3:38 NU—Vitale 5 pass from Siemian (Mitchell kick)

Third Quarter: 10:44 WIS—Gordon 2 run (Gaglianone kick); 6:58 NU—Shuler 16 run (Mitchell kick)

Fourth Quarter: 14:14 NU—Mitchell 22 FG; 4:16 WIS—Doe 19 pass from Stave (Gaglianone kick)

GAME STATISTICS

WIS		NU
19	First Downs	22
37	Rushing Attempts	46
297	Yards Gained Rushing	219
13	Yards Lost Rushing	16
284	Net Yards Rushing	203
138	Net Yards Passing	192
29	Passes Attempted	29
12	Passes Completed	15
4	Had Intercepted	0
66	Total Offensive Plays	75
422	Total Net Yards	385
0-0	Fumbles-Lost	0-0
6-49	Penalties-Yards	4-20
0-0-0	Interceptions-Yards-TD	4-11-0
4-158	Punts-Yards	7-251
39.5	Avg. Yard/Punt	35.9
2-21-0	Punt Return-Yards-TD	0-0-0
4-81-0	Kickoff Return-Yards-TD	3-46-0
29:27	Possession Time	30:33
4/12	Third-Down Conversions	5/16
3-11	Sacks By-Yards	1-6

INDIVIDUAL LEADERS

RUSHING:
 WIS—Gordon 27-259-1
 NU—Jackson 33-162-0

PASSING:
 WIS—Stave 8-19-114-1
 NU—Siemian 15-29-182-1

RECEIVING:
 WIS—Erickson 4-45-0
 NU—Prater 5-55-0





OCT. 11, 2014
TCF BANK STADIUM
ATTENDANCE: 49,051

NORTHWESTERN MINNESOTA

17
24

Trailing 17-10 in the fourth quarter, Northwestern executed a 97-yard touchdown drive to tie the score, but Minnesota immediately responded by taking the ensuing kickoff back 100 yards to defeat the Wildcats, 24-17.

Freshman RB Justin Jackson surpassed the 100-yard for a second straight game, finishing with a game-best 106 yards on 23 attempts while adding four catches for 50 yards. NU held Minnesota's vaunted tailback David Cobb to 97 yards on 30 carries, just a 3.2 yard per carry average. QB Trevor Siemian set career highs for passing attempts (50) and completions (32), throwing for 269 yards with one touchdown through the air and another on the ground.

Minnesota scored first on a Mitch Leidner QB sneak, but NU responded by moving the ball across midfield and keeping the drive going with a 4th-and-1 pickup by Warren Long at the UM 21-yard line. Three plays later, Siemian floated a pass to a wide-open Justin Jackson for an 11-yard touchdown pass to level the score at seven.

It wouldn't stay that way for long after Minnesota connected on a 52-yard catch-and-run play to Maxx Williams, landing the Gophers on the Northwestern 5-yard line. Leidner then scored on his second QB sneak of the day to restore a seven-point lead for the Gophers.

Northwestern then put together its own lengthy scoring drive, which ended in a short Jack Mitchell just before halftime. Defenses ruled throughout the third quarter, with the Wildcats securing their ninth interception of the season when Nick VanHoose won a jump-ball near midfield. But neither team found a rhythm offensively and the score remained 14-10 as the game entered the fourth period.

NU came up with a key defensive stand to limit the Gophers to a field goal early in the quarter, keeping it a one-score ballgame. After a mishandled kickoff left the Wildcats with 97 yards to go in search of the game-tying touchdown, Siemian directed a stellar drive that saw him complete five of eight passes and move the ball down to the Gophers 10-yard line. An NU third-down pass fell incomplete in the end zone, but Minnesota was flagged for roughing the passer and unsportsmanlike conduct to place the ball on the 3-yard line. On second down, Siemian followed a powerful surge by his offensive line for a score, his fourth rushing touchdown of the season.

Minnesota had the answer, however, with a 100-yard touchdown return on the ensuing kickoff. The 'Cats had two more chances to drive down for another game-tying score, but the first drive stalled near midfield and the second ended on an intercepted Hail Mary pass.

SCORING SUMMARY

NORTHWESTERN	0	10	0	7	—	17
MINNESOTA	7	7	0	10	—	24

First Quarter: 3:18 MINN—Leidner 1 run (Santos kick)

Second Quarter: 11:17 NU—Jackson 11 pass from Siemian (Mitchell kick); 8:26 MINN—Leidner 1 run (Santos kick); 0:04 NU—Mitchell 19 FG

Fourth Quarter: 12:14 MINN—Santos 25 FG; 7:32 NU—Siemian 2 run (Mitchell kick); 7:19 MINN—Myrick 100 kickoff return (Santos kick)

GAME STATISTICS

NU	MINN
28..... First Downs	14
34..... Rushing Attempts.....	39
135..... Yards Gained Rushing.....	142
11..... Yards Lost Rushing	21
124..... Net Yards Rushing	121
269..... Net Yards Passing	153
50..... Passes Attempted.....	15
32..... Passes Completed	10
1..... Had Intercepted	1
84..... Total Offensive Plays.....	54
393..... Total Net Yards	274
2-0..... Fumbles-Lost	0-0
6-41..... Penalties-Yards	6-47
1-0-0..... Interceptions-Yards-TD	1-8-0
6-200..... Punts-Yards.....	5-224
33.3..... Avg. Yard/Punt	44.8
1-0-0..... Punt Return-Yards-TD	3-5-0
5-75-0..... Kickoff Return-Yards-TD	2-100-1
31:31..... Possession Time.....	28:29
7/17..... Third-Down Conversions.....	7/13
1-8..... Sacks By-Yards.....	2-13

INDIVIDUAL LEADERS

RUSHING:
 NU—Jackson 23-106-0
 MINN—Cobb 30-97-0

PASSING:
 NU—Siemian 32-50-269-1
 MINN—Leidner 10-15-153-0

RECEIVING:
 NU—Shuler 6-60-0
 MINN—M. Williams 2-64-0





OCT. 18, 2014

RYAN FIELD

ATTENDANCE: 47,330

19/19 NEBRASKA
NORTHWESTERN38
17

Despite two lengthy touchdown drives, another explosive performance from freshman RB Justin Jackson and a strong defensive effort for three quarters, Northwestern dropped a 38-17 decision to Nebraska at Ryan Field.

Jackson picked up 128 rushing yards and a pair of touchdowns, his third straight game over the century mark. QB Trevor Siemian completed 18 passes to eight different receivers, and junior safety Traveon Henry recorded a team-leading 12 tackles on the defensive side.

After Northwestern held the Cornhuskers off the board on the first drive of the game, the 'Cats took over at their own 11-yard line. On the ensuing 89-yard touchdown drive, Siemian completed five of his seven pass attempts, including two each to Kyle Prater and superback Dan Vitale. Jackson finished off the drive with a two-yard touchdown, his third rushing score of the year.

The Huskers responded with a lengthy drive of their own, going 47 yards to the Northwestern 22-yard line.

Kicker Drew Brown's 39-yard field goal attempt sailed wide right, however, and the 'Cats took over with their seven-point lead still intact.

Nebraska needed only seven plays to go 80 yards for the tying touchdown five minutes into the second quarter. QB Tommy Armstrong Jr. rushed 17 yards on a keeper to set up Ameer Abdullah's one-yard touchdown run.

After the score, the two teams combined for four straight three-and-outs before NU converted on its second scoring drive of the game to reclaim the lead. Starting from their own 17-yard line, the 'Cats marched downfield and, after a roughing the passer penalty brought Northwestern to the 5-yard line, scored when Jackson received the handoff, juiced his way forward and spun off a tackle attempt for his second TD of the game.

The Huskers wasted no time responding, using 38 seconds to tie the game with their second touchdown. With 1:14 remaining in the half, Northwestern began the following drive at their 34-yard line, picking up a pair of 15-yard gains on a pass interference penalty and Cameron Dickerson's first catch of the game two plays later. Siemian then threw a strike to Treyvon Green on a post route to put Northwestern 13 yards out, and kicker Jack Mitchell nailed a 29-yard field goal to give the 'Cats a 17-14 lead at halftime.

Nebraska struck first after the break on Abdullah's second 1-yard touchdown of the game with 4:27 left in the third quarter. The senior back then broke free for a 50-yard rush down to the 1-yard line on the following drive, setting up his third 1-yard score of the game, before taking it in for a fourth time to give Nebraska a 35-17 edge it wouldn't relinquish.

SCORING SUMMARY

NEBRASKA	0	14	7	17	—	38
NORTHWESTERN	7	10	0	0	—	17

First Quarter: 5:58 NU—Jackson 2 run (Mitchell kick)

Second Quarter: 10:14 NEB—Abdullah 1 run (Brown kick); 1:52 NU—Jackson 5 run (Mitchell kick); 1:14 NEB—Armstrong Jr. 16 pass from Pierson-El (Brown kick); 0:03 NU—Mitchell 29 FG

Third Quarter: 4:27 NEB—Abdullah 1 run (Brown kick)

Fourth Quarter: 13:16 NEB—Abdullah 1 run (Brown kick); 7:36 NEB—Abdullah 1 run (Brown kick); 4:28 NEB—Brown 33 FG

GAME STATISTICS

NEB		NU
25	First Downs	21
44	Rushing Attempts	34
243	Yards Gained Rushing	152
9	Yards Lost Rushing	35
234	Net Yards Rushing	117
237	Net Yards Passing	173
29	Passes Attempted	39
18	Passes Completed	18
0	Had Intercepted	1
74	Total Offensive Plays	73
471	Total Net Yards	290
0-0	Fumbles-Lost	1-0
8-83	Penalties-Yards	7-50
1-0-0	Interceptions-Yards-TD	0-0-0
5-167	Punts-Yards	8-295
33.4	Avg. Yard/Punt	36.9
3-26-0	Punt Return-Yards-TD	0-0-0
3-44-0	Kickoff Return-Yards-TD	5-101-0
32:49	Possession Time	27:11
8/15	Third-Down Conversions	5/16
4-37	Sacks Bv-Yards	0-0


INDIVIDUAL LEADERS

RUSHING:
NEB—Abdullah 23-146-4
NU—Jackson 22-128-2

PASSING:
NEB—Armstrong Jr. 18-29-221-0
NU—Siemian 18-39-173-0

RECEIVING:
NEB—Bell 5-89-0
NU—Shuler 5-33-0





Nov. 1, 2014
KINNICK STADIUM
ATTENDANCE: 66,887

NORTHWESTERN 7
IOWA 48

Northwestern traveled to Kinnick Stadium in search of a seventh win in its last 10 meetings with Iowa, but the Hawkeyes burst out of the gates with a 24-0 first-quarter lead and eventually defeated the 'Cats, 48-7, in a Big Ten West matchup.

True freshman running back Justin Jackson was Northwestern's top performer on offense, rushing for 96 yards on 24 attempts to fall just shy of a fourth-straight 100-yard rushing performance.

Iowa got off to a strong start with a 54-yard kickoff return on the game's first play, and on second down it was burly tailback Mark Weisman breaking free for 18 yards to the NU 8-yard line. Weisman scored two plays later to give the hosts an early 7-0 advantage.

A flea-flicker by the Hawkeyes on their next series went for 42 yards and set up an eventual 48-yard field goal by Iowa's Marshall Koehn, which extended the hosts' lead to 10 points.

With the Hawkeyes defense keeping Northwestern at bay, Iowa added to its cushion after QB Jake Rudock completed a 43-yard pass to Kevonte Martin-Manley to give Weisman an opportunity to score his second rushing touchdown of the day. Just minutes later, NU's deficit ballooned to 24 when a Chris Gradone punt was blocked and recovered for an Iowa touchdown with 3:39 left in the period.

The quarter ended on a positive for the Wildcats when Iowa's punt team mishandled a snap deep in its own territory, giving Northwestern the ball at the Hawkeyes' 18-yard line. Two running plays gave the 'Cats a first down, and Jackson punched it in from 1-yard out for his fifth rushing score of the season and NU's first points of the day.

Iowa had an answer on the ensuing drive, a 75-yard series that culminated in a 31-yard scoring strike by Rudock to Tevaun Smith, who won a 1-on-1 battle with his defender to come free in the end zone.

After the teams traded punts to open the second half, Northwestern put together a 10-play drive highlighted by a phenomenal leaping, one-handed catch by sophomore wideout Mike McHugh at the 4-yard line. But Jackson was stuffed on the 1-yard line on third down and Trevor Siemian's fourth-down pass into the end zone was broken up to preserve a 31-point lead for the Hawkeyes.

Iowa would add a field goal early in the fourth quarter and a late touchdown to account for the final 48-7 score.

SCORING SUMMARY

NORTHWESTERN	0	7	0	0	—	7
IOWA	24	14	0	10	—	48

First Quarter: 13:15 IOWA—Weisman 8 run (Koehn kick); 9:43 IOWA—Koehn 48 FG; 5:28 IOWA—Weisman 14 run (Koehn kick); 3:39 IOWA—Niemann 1 blocked punt return (Koehn kick)

Second Quarter: 14:21 NU—Jackson 1 run (Mitchell kick); 8:11 IOWA—Smith 31 pass from Rudock (Koehn kick); 0:54 IOWA—Weisman 8 run (Koehn kick)

Fourth Quarter: 13:47 IOWA—Koehn 24 FG; 3:17 IOWA—Wadley 5 run (Koehn kick)


GAME STATISTICS

GAME STATISTICS		
NU		IOWA
13	First Downs	24
43	Rushing Attempts	46
161	Yards Gained Rushing	259
56	Yards Lost Rushing	38
105	Net Yards Rushing	221
75	Net Yards Passing	262
24	Passes Attempted	25
9	Passes Completed	17
0	Had Intercepted	0
67	Total Offensive Plays	71
180	Total Net Yards	483
1-1	Fumbles-Lost	4-1
5-53	Penalties-Yards	5-35
0-0-0	Interceptions-Yards-TD	0-0-0
8-276	Punts-Yards	2-74
34.5	Avg. Yard/Punt	37.0
1-0-0	Punt Return-Yards-TD	3-7-1
5-93-0	Kickoff Return-Yards-TD	1-54-0
27:03	Possession Time	32:57
4/15	Third-Down Conversions	8/14
0-0	Sacks By-Yards	5-47

INDIVIDUAL LEADERS

RUSHING:	PASSING:	RECEIVING:
NU—Jackson 24-96-1	NU—Siemian 8-18-68-0	NU—Prater 3-22-0
IOWA—Wadley 15-106-1	IOWA—Rudock 12-19-239-1	IOWA—VandeBerg 5-90-0





Nov. 2, 2013

MEMORIAL STADIUM

ATTENDANCE: 91,140

MICHIGAN NORTHWESTERN

10
9

Northwestern's last-second rally came up one point short as the Wildcats were edged by Michigan, 10-9, at Ryan Field.

Trailing 10-3 following a 37-yard Michigan field goal with 3:10 remaining, NU embarked on a drive to attempt to tie the game. Starting from their own 26-yard line, the 'Cats methodically marched down the field. Trevor Siemian completed a pair of throws that resulted in first downs before Justin Jackson rushed for two more on third down to get the Wildcats to the Michigan 22.

A pass interference penalty on a ball intended for Cameron Dickerson gave NU first and goal at the 7 as the clock ticked under one minute remaining. Two plays later, Siemian took the shotgun snap and lobbed a ball to the left side of the end zone that Tony Jones hauled in for a touchdown with just three seconds remaining.

Northwestern opted to line up for a two-point conversion and go for the win and the Wolverines called a timeout. Following the timeout, Siemian rolled to his

right out of the shotgun but slipped to the ground as the conversion failed, allowing Michigan to hold on for the one-point win.

Neither offense gained much traction across the 50-yard line in the first quarter, despite Siemian completing 6-of-9 passes in the period, with four of his completions going to senior wideout Kyle Prater. After Siemian was intercepted by Jake Ryan late in the first quarter, the NU defense responded to the sudden change by stuffing Michigan on a fourth-and-1 rush at the Wildcats 16-yard line, returning possession to Northwestern and keeping the game scoreless. It remained that way into the third quarter.

The first break of the second half went Northwestern's way when a Michigan shotgun snap to Devin Gardner hit Devin Funchess in motion. But the Wildcats could not cash in on the excellent field goal position, missing a 31-yard field goal wide to the left.

After NU forced a three-and-out on the ensuing Wolverines drive, the Wildcats mishandled the Michigan punt and the visitors were able to recover in prime field position. Two plays later, De'Veon Smith punched in the first touchdown of the game with a three-yard rush, giving Michigan a 7-0 advantage.

Senior safety Ibraheim Campbell did his best to provide a lift in his first game since Sept. 27, intercepting a Devin Gardner deep ball on the 6-yard line and returning it 79 yards to the Michigan 15. But two negative plays were followed by an intentional grounding call against the Wildcats, and NU was forced to punt it back to the Wolverines.

The teams traded field goals before Northwestern pieced together its would-be game-tying touchdown drive and missed two-point conversion attempt.

SCORING SUMMARY

MICHIGAN	0	0	7	3	—	10
NORTHWESTERN	0	0	0	9	—	9

Third Quarter: 6:49 MICH—D. Smith 3 run (Wile kick)

Fourth Quarter: 7:26 NU—Mitchell 21 FG; 3:10 MICH—Wile 37 FG; 0:03 NU—T. Jones 3 pass from Siemian (Siemian pass failed)

GAME STATISTICS

MICH	NU
13	18
35	35
168	60
21	69
147	(-9)
109	273
24	49
11	32
2	2
59	84
256	264
2-1	1-1
5-50	3-10
2-2-0	2-82-0
7-267	6-209
38.1	34.8
1-9-0	0-0-0
1-15-0	3-71-0
28:09	31:51
1/12	10/20
6-59	0-0


INDIVIDUAL LEADERS

RUSHING:
MICH—D. Smith 18-121-1
NU—Jackson 17-35-0

PASSING:
MICH—Gardner 11-24-109-0
NU—Siemian 32-49-273-1

RECEIVING:
MICH—Darboh 4-41-0
NU—Prater 8-86-0





NOV. 15, 2014
NOTRE DAME STADIUM
ATTENDANCE: 80,795

NORTHWESTERN 43
15/16 NOTRE DAME 40 (OT)

College football fans who waited 19 years to see Northwestern and Notre Dame square off on the gridiron witnessed an entertaining, back-and-forth overtime affair at Notre Dame Stadium. The Wildcats trailed the 15th-ranked Irish by 11 late in the fourth quarter before a furious comeback forced overtime, where Jack Mitchell nailed a 41-yard field goal—his fourth of the game—to give NU a 43-40 win.

The win, NU's fifth-ever at Notre Dame Stadium, is Northwestern's second this season over a ranked opponent after also defeating No. 17 Wisconsin earlier in the year.

Northwestern registered a season-high in total offense yards gained with 547 yards, with true freshman tailback Justin Jackson surpassing 100 rushing yards in a game for the fourth time this year and posting the highest rushing total by an individual against Notre Dame this season with 149 yards. Trevor Siemian threw for 284 yards on 30-of-48 passing, while redshirt freshman

QB Matt Alviti scored his first career touchdown in the game's opening quarter.

Place-kicker Jack Mitchell played the hero, hitting two second-half field goals that each were longer than his previous career-long entering the game, connecting from 31 and then 46 yards. He hit a game-tying field goal with 25 seconds remaining from 45 yards, then drilled the game-winner from 41 yards in overtime. It was the 10th performance of four or more field goals in a game by an NU kicker in school history.

Late in the fourth quarter, NU got the ball back following a 17-yard punt and slashed its way down the field to score on a 6-yard Siemian rush and pull within three on a two-point conversion by Warren Long. Notre Dame then seemed prepared to run out the clock after a pass interference penalty, but Ibraheim Campbell pulled the ball loose from the ball carrier to give the Wildcats a shot with 1:28 left. Siemian repeatedly targeted Prater on the drive to get to the Notre Dame 28-yard-line with 25 seconds remaining in the game.

Mitchell coolly stepped up and split the uprights with his third field goal of the afternoon to send the game to overtime. There, Notre Dame gained no yards and missed a 42-yard field goal wide left before Mitchell sent NU home happy with a 41-yarder down the middle.

SCORING SUMMARY

NORTHWESTERN	9	14	3	14	3	43
NOTRE DAME	20	7	7	6	0	40

First Quarter: 14:16 ND—Golson 61 run (Brindza kick); 11:28 NU—Alviti 2 run (Mitchell kick); 7:15 ND—Collinsworth 32 fumble recovery (Brindza kick failed); 7:15 NU—VanHoose PAT return; 2:26 ND—Folston 6 run (Brindza kick)

Second Quarter: 14:54 NU—Prater 4 pass from Siemian (Mitchell kick); 9:12 NU—Jackson 4 run (Mitchell kick); 5:27 ND—Fuller 23 pass from Golson (Brindza kick)

Third Quarter: 11:11 NU—Mitchell 31 FG; 3:36 ND—Fuller 23 pass from Golson (Brindza kick)

Fourth Quarter: 14:18 NU—Mitchell 46 FG; 10:34 ND—Fuller 11 pass from Golson (Golson pass failed); 4:10 NU—Siemian 6 run (Long rush); 0:19 NU—Mitchell 45 FG

OT: 15:00 NU—Mitchell 41 FG

GAME STATISTICS

NU		ND
28	First Downs	28
48	Rushing Attempts	40
290	Yards Gained Rushing	236
27	Yards Lost Rushing	25
263	Net Yards Rushing	211
284	Net Yards Passing	287
48	Passes Attempted	40
30	Passes Completed	21
2	Had Intercepted	1
96	Total Offensive Plays	80
547	Total Net Yards	498
3-2	Fumbles-Lost	4-3
5-62	Penalties-Yards	4-47
1-65-0	Interceptions-Yards-TD	2-55-0
1-47	Punts-Yards	4-140
47.0	Avg. Yard/Punt	35.0
1-(-3)-0	Punt Return-Yards-TD	1-0-0
5-97-0	Kickoff Return-Yards-TD	7-133-0
31:48	Possession Time	28:12
8/20	Third-Down Conversions	7/15
0-0	Sacks By-Yards	2-17


INDIVIDUAL LEADERS

RUSHING:
 NU—Jackson 23-149-1
 ND—Folston 20-106-1

PASSING:
 NU—Siemian 30-48-284-1
 ND—Golson 21-40-287-3

RECEIVING:
 NU—Prater 10-81-1
 ND—Fuller 9-159-3





Nov. 22, 2014
ROSS-ADE STADIUM
ATTENDANCE: 30,117

NORTHWESTERN 38
PURDUE 14

Northwestern recorded four first-half takeaways on its way to a commanding 24-0 lead and ultimately downed Purdue, 38-14, at Ross-Ade Stadium.

In the win, true freshman tailback Justin Jackson burned the Boilermakers for 147 yards and surpassed the 1,000-yard plateau for the season, reaching the milestone on a career-long 68-yard touchdown run in the fourth quarter. It marks the 16th 1,000-yard rushing season in Northwestern history and the third since 2006. Jackson's rushing total ranks as the second-most all-time by an NU freshman behind Tyrell Sutton's 1,474 in 2005.

Northwestern's defense controlled the game in the opening half, limiting Purdue to 54 yards of total offense until the Boilermakers' 75-yard touchdown drive on its final offensive series of the half. Senior safety Ibraheim Campbell finished with one interception, two forced fumbles (giving him three in the last two games) and racked up eight tackles.

Senior QB Trevor Siemian threw for 93 yards and a touchdown on 7-of-12 passing before departing the

game in the second quarter with a lower body injury.

The teams traded interceptions on the first two offensive series of the game, with Siemian tossing an interception on Northwestern's second play from scrimmage only to have NU's Jimmy Hall nab his second interception of the season off a deflected Austin Appleby pass. Northwestern fared much better on its second series, getting a 44-yard rush by senior Treyvon Green and, on the next play, scoring the game's first points on a 25-yard touchdown pass from Siemian to a streaking Dan Vitale.

Jackson would score from nine yards out later in the quarter and Tony Jones broke free for NU's first punt return for a touchdown in more than two years, giving the Wildcats a 21-0 advantage. After a scoreless third quarter, Zack Oliver put the Wildcats in front, 31-7, with his first career rushing touchdown, a QB sneak with 14:06 to play. Later in the period, Jackson iced the victory and reached his personal milestone with the 68-yard scoring rush, the longest run by a Wildcat this season.



SCORING SUMMARY

NORTHWESTERN	14	10	0	14	—	38
PURDUE	0	7	0	7	—	14

First Quarter: 12:15 NU—Vitale 25 pass from Siemian (Mitchell kick); 0:21 NU—Jackson 9 run (Mitchell kick)

Second Quarter: 14:07 NU—T. Jones 64 punt return (Mitchell kick); 3:23 NU—Mitchell 32 FG; 0:37 PUR—Hunt 19 pass from Appleby (Griggs kick)

Fourth Quarter: 14:06 NU—Oliver 1 run (Mitchell kick); 9:14 NU—Jackson 68 run (Mitchell kick); 0:54 PUR—Sinz 8 pass from Appleby (Griggs kick)

GAME STATISTICS


NU	PUR
20	20
56	32
264	91
31	30
233	91
181	251
24	48
13	26
1	2
80	80
414	312
2-1	3-3
4-35	4-41
2-(-1)-0	1-1-0
4-162	5-183
40.5	36.6
1-64-1	0-0-0
2-10-0	4-29-0
30:36	29:24
6/16	7/18
3-21	1-8

INDIVIDUAL LEADERS

RUSHING:
NU—Jackson 23-147-2
PUR—Hunt 20-60-0

PASSING:
NU—Siemian 7-12-93-1
PUR—Appleby 26-48-251-2

RECEIVING:
NU—Prater 4-82-0
PUR—Phillips 4-69-0



NOV. 29, 2014
RYAN FIELD
ATTENDANCE: 31,137

ILLINOIS 47
NORTHWESTERN 33

The 108th all-time meeting between rivals Northwestern and Illinois was played out on a perfect November day at Ryan Field Saturday, but the Wildcats fell to the visiting Illini, 47-33, in the regular-season finale.

The Wildcats fell behind 26-7 in the first half before rallying to make it a one-score game, 33-25, early in the fourth quarter. But Illinois countered with a 46-yard scoring run by Josh Ferguson and a late 49-yard INT return for a touchdown to put the game out of reach and reclaim the Land of Lincoln Trophy after two straight wins in the series for Northwestern.

Illinois struck first when it assembled an 11-play scoring drive late in the opening quarter, scoring on a 10-yard pass by Reilly O'Toole to Malik Turner in the corner of the end zone. Following a Northwestern interception on the ensuing play from scrimmage, the Illini needed only three plays to cover the 49 yards to their second touchdown, gaining 42 on a first-down catch-and-run by Josh Ferguson. Ferguson finished the series with a 1-yard touchdown rush, and following a missed

extra point the Wildcats found themselves trailing, 13-0.

Northwestern's next three offensive series ended in turnovers, but the Wildcats defense surrendered only six points on two field goals on the possessions following those field goals.

Vault's 89-yard kickoff return and an ensuing three-and-out forced by the Northwestern defense put a charge into the Wildcats sideline, but NU could not generate any offense on the next series. Illinois received back-to-back read-option runs by Reilly O'Toole that went for 24 and 14 yards, respectively, putting the Illini in position for a Mike Dudek touchdown reception that extended Illinois' lead to 19, 26-7.

Northwestern found rhythm offensively late in the third quarter, with Oliver connecting with senior Tony Jones for a pair of long gains, helping set up a 5-yard Jackson touchdown rush.

On NU's next series, Jackson broke open a fourth-and-1 rushing attempt to spring 35 yards to paydirt for his 10th rushing touchdown of the season. The Wildcats made it a one-score game, 33-25, when Oliver hit Cameron Dickerson in the back of the end zone for a successful two-point conversion.

Illinois answered with Ferguson's long touchdown to restore a two-touchdown lead and iced the win with a 49-yard interception return for touchdown by Mason Monheim with 4:58 remaining to seal the victory.

SCORING SUMMARY

ILLINOIS	13	13	7	14	—	47
NORTHWESTERN	0	7	10	16	—	33

First Quarter: 1:41 ILL—Turner 10 pass from O'Toole (Reisner kick); 0:56 ILL—Ferguson 1 run (Reisner kick failed)

Second Quarter: 12:26 ILL—Reisner 33 FG; 5:39 ILL—Zalewski 33 FG; 5:24 NU—Vault 89 kickoff return (Mitchell kick); 0:47 ILL—Dudek 14 pass from O'Toole (Zalewski kick)

Third Quarter: 12:24 NU—Mitchell 34 FG; 7:24 ILL—Barr 9 pass from O'Toole (Zalewski kick); 3:56 NU—Jackson 5 run (Mitchell kick)

Fourth Quarter: 14:05 NU—Jackson 35 run (Dickerson pass from Oliver); 12:39 ILL—Ferguson 46 run (Zalewski kick); 4:58 ILL—Monheim 49 INT return (Zalewski kick); 1:28 Green 4 pass from Oliver (Jones pass from Oliver)

GAME STATISTICS

GAME STATISTICS		
ILL		NU
23	First Downs	19
47	Rushing Attempts	38
300	Yards Gained Rushing	168
9	Yards Lost Rushing	14
146	Net Yards Rushing	185
291	Net Yards Passing	154
28	Passes Attempted	42
17	Passes Completed	24
1	Had Intercepted	3
75	Total Offensive Plays	80
438	Total Net Yards	372
0-0	Fumbles-Lost	2-2
6-50	Penalties-Yards	4-48
3-64-1	Interceptions-Yards-TD	1-0-0
5-213	Punts-Yards	5-183
42.6	Avg. Yard/Punt	36.6
2-7-0	Punt Return-Yards-TD	1-2-0
1-11-0	Kickoff Return-Yards-TD	2-95-1
34:37	Possession Time	25:23
5/14	Third-Down Conversions	7/17
2-3	Sacks By-Yards	0-0

INDIVIDUAL LEADERS

RUSHING:
 ILL—O'Toole 21-147-0
 NU—Jackson 24-130-2


PASSING:
 ILL—O'Toole 17-28-147-3
 NU—Oliver 23-38-221-1

RECEIVING:
 ILL—Dudek 7-63-1
 NU—T. Jones 4-50-0



NU HISTORY

YEARLY SUMMARY.....	96
YEAR-BY-YEAR RESULTS.....	97-102
LETTERWINNERS	103-110
WILDCAT LEGEND OTTO GRAHAM	111
ALL-AMERICANS/ALL-BIG TEN.....	112-113
ACADEMIC ALL-BIG TEN	114-116
NU MOST VALUABLE PLAYERS	115
NORTHWESTERN TEAM AWARDS.....	117
COLLEGE FOOTBALL HALL OF FAME.....	118
ALL-STAR GAME PARTICIPANTS	119
WILDCATS IN THE PROS.....	120-121
WILDCAT PROFESSIONAL DRAFTEES.....	122-123



Year	W	L	T	Coach
1882	1	1	0	None
1883	0	0	0	None
1884	0	0	0	None
1885	0	0	0	None
1886	0	1	0	None
1887	0	0	0	None
1888	2	1	0	None
1889	2	2	0	None
1890	4	1	1	None
1891	2	2	3	Knowlton L. Ames
1892	5	3	2	Knowlton L. Ames
1893	2	5	3	Paul Noyes
1894	4	5	0	A.A. Ewing
1895	6	5	0	Alvin H. Culver
1896	6	1	2	Alvin H. Culver
1897	5	3	0	Jesse Van Doozer
1898	9	4	1	W.H. Bannard
1899	6	6	0	C.M. Hollister
1900	7	2	3	C.M. Hollister
1901	8	2	1	C.M. Hollister
1902	6	6	0	C.M. Hollister
1903 *	10	1	3	Walter McCormack
1904	8	2	0	Walter McCormack
1905	8	2	1	Walter McCormack
1906	—	—	—	No Varsity Team
1907	—	—	—	No Varsity Team
1908	2	2	0	Alton Johnson
1909	1	3	1	Bill Horr
1910	1	3	1	C.E. Hammett
1911	3	4	0	C.E. Hammett
1912	2	3	1	C.E. Hammett
1913	1	6	0	Dennis Grady
1914	1	6	0	Fred Murphy
1915	2	5	0	Fred Murphy
1916	6	1	0	Fred Murphy
1917	5	2	0	Fred Murphy
1918	2	2	1	Fred Murphy
1919	2	5	0	Charles Bachman
1920	3	4	0	Elmer McDevitt
1921	1	6	0	Elmer McDevitt
1922	3	3	1	Glenn Thistlethwaite
1923	2	6	0	Glenn Thistlethwaite
1924	4	4	0	Glenn Thistlethwaite
1925	5	3	0	Glenn Thistlethwaite
1926 *	7	1	0	Glenn Thistlethwaite
1927	4	4	0	Dick Hanley
1928	5	3	0	Dick Hanley
1929	6	3	0	Dick Hanley
1930 *	7	1	0	Dick Hanley
1931 *	7	1	1	Dick Hanley
1932	3	4	1	Dick Hanley
1933	1	5	2	Dick Hanley
1934	3	5	0	Dick Hanley
1935	4	3	1	Lynn Waldorf
1936 *	7	1	0	Lynn Waldorf
1937	4	4	0	Lynn Waldorf
1938	4	2	2	Lynn Waldorf
1939	3	4	1	Lynn Waldorf
1940	6	2	0	Lynn Waldorf
1941	5	3	0	Lynn Waldorf
1942	1	9	0	Lynn Waldorf
1943	6	2	0	Lynn Waldorf
1944	1	7	1	Lynn Waldorf
1945	4	4	1	Lynn Waldorf
1946	4	4	1	Lynn Waldorf
1947	3	6	0	Bob Voigts

Year	W	L	T	Coach
1948 ♦	8	2	0	Bob Voigts
1949	4	5	0	Bob Voigts
1950	6	3	0	Bob Voigts
1951	5	4	0	Bob Voigts
1952	2	6	1	Bob Voigts
1953	3	6	0	Bob Voigts
1954	2	7	0	Bob Voigts
1955	0	8	1	Lou Saban
1956	4	4	1	Ara Parseghian
1957	0	9	0	Ara Parseghian
1958	5	4	0	Ara Parseghian
1959	6	3	0	Ara Parseghian
1960	5	4	0	Ara Parseghian
1961	4	5	0	Ara Parseghian
1962	7	2	0	Ara Parseghian
1963	5	4	0	Ara Parseghian
1964	3	6	0	Alex Agase
1965	4	6	0	Alex Agase
1966	3	6	1	Alex Agase
1967	3	7	0	Alex Agase
1968	1	9	0	Alex Agase
1969	3	7	0	Alex Agase
1970	6	4	0	Alex Agase
1971	7	4	0	Alex Agase
1972	2	9	0	Alex Agase
1973	4	7	0	John Pont
1974	3	8	0	John Pont
1975	3	8	0	John Pont
1976	1	10	0	John Pont
1977	1	10	0	John Pont
1978	0	10	1	Rick Venturi
1979	1	10	0	Rick Venturi
1980	0	11	0	Rick Venturi
1981	0	11	0	Dennis Green
1982	3	8	0	Dennis Green
1983	2	9	0	Dennis Green
1984	2	9	0	Dennis Green
1985	3	8	0	Dennis Green
1986	4	7	0	Francis Peay
1987	2	8	1	Francis Peay
1988	2	8	1	Francis Peay
1989	0	11	0	Francis Peay
1990	2	9	0	Francis Peay
1991	3	8	0	Francis Peay
1992	3	8	0	Gary Barnett
1993	2	9	0	Gary Barnett
1994	3	7	1	Gary Barnett
1995 *	10	2	0	Gary Barnett
1996 *	9	3	0	Gary Barnett
1997	5	7	0	Gary Barnett
1998	3	9	0	Gary Barnett
1999	3	8	0	Randy Walker
2000 *	8	4	0	Randy Walker
2001	4	7	0	Randy Walker
2002	3	9	0	Randy Walker
2003	6	7	0	Randy Walker
2004	6	6	0	Randy Walker
2005	7	5	0	Randy Walker
2006	4	8	0	Pat Fitzgerald
2007	6	6	0	Pat Fitzgerald
2008	9	4	0	Pat Fitzgerald
2009	8	5	0	Pat Fitzgerald
2010	7	6	0	Pat Fitzgerald
2011	6	7	0	Pat Fitzgerald
2012	10	3	0	Pat Fitzgerald
2013	5	7	0	Pat Fitzgerald
2014	5	7	0	Pat Fitzgerald

* Big Ten Champion | ♦ Rose Bowl Champion

COACHES' RECORDS

Year	Coach	W	L	T
1882-90	No coach	9	6	1
1891-92	Knowlton Ames	7	5	5
1893	Paul Noyes	2	5	3
1894	A.A. Ewing	4	5	0
1895-96	Alvin Culver	12	6	2
1897	Jesse Van Doozer	5	3	0
1898	W.H. Bannard	9	4	1
1899-02	C.M. Hollister	27	16	4
1903-05	Walter McCormack	26	5	4
1908	Alton Johnson	2	2	0
1909	Bill Horr	1	3	1
1910-12	C.E. Hammett	6	10	2
1913	Dennis Grady	1	6	0
1914-18	Fred Murphy	16	16	1
1919	Charles Bachman	2	5	0
1920-21	Elmer McDevitt	4	10	0
1922-26	G. Thistlethwaite	21	17	1
1927-34	Dick Hanley	36	26	4
1935-46	Lynn Waldorf	49	45	7
1947-54	Bob Voigts	33	39	1
1955	Lou Saban	0	8	1
1956-63	Ara Parseghian	36	35	1
1964-72	Alex Agase	32	58	1
1973-77	John Pont	12	43	0
1978-80	Rick Venturi	1	31	1
1981-85	Dennis Green	10	45	0
1986-91	Francis Peay	13	51	2
1992-98	Gary Barnett	35	45	1
1999-05	Randy Walker	37	46	0
2006-	Pat Fitzgerald	60	53	0
Totals		508	649	44



LYNN WALDORF
1935-46



BOB VOIGTS
1947-54



ARA PARSEGHIAN
1956-63



ALEX AGASE
1964-72



GARY BARNETT
1992-98



RANDY WALKER
1999-2005

1882
Record: 1-1
Coach: None
Captain: None
 L Lake Forest (Score n/a)
 W Lake Forest (Score n/a)

1883
Record: 0-0
Coach: None
Captain: Harry Hamill
 No known results

1884
Record: 0-0
Coach: None
Captain: Unknown
 No known results

1885
Record: 0-0
Coach: None
Captain: Harry Hamill
 No known results

1886
Record: 0-1
Coach: None
Captain: M.E. Fawcett
 L Harvard Prep. (Score n/a)

1887
Record: 0-0
Coach: None
Captain: Isaac R. Hitt
 No outside games

1888
Record: 2-1
Coach: None
Captain: A.H. Henry
 W 16 W. Division HS 6 H 11/20
 L 4 Lake Forest 18 A 11/24
 W 12 Lake Forest 6 H 12/1

1889
Record: 2-2
Coach: None
Captain: Erman Ridgway
 W 18 Evanston HS 4 H 11/9
 L 0 Notre Dame 9 H 11/14
 L 0 Alumni 25 A 11/23
 W 22 Chicago Wanderers 0 A 12/7

1890
Record: 4-1-1
Coach: None
Captain: Thomas Moulding
 W 16 Evanston HS 4 H 10/10
 W 18 Evanston HS 0 H 10/22
 T 0 S. Division HS 0 H 10/30
 L 0 Alumni 26 A 11/1
 W 22 Beloit 6 H 11/15
 W 22 Wisconsin 10 N* 11/26
**Played in Milwaukee*

1891
Record: 2-2-3
Coach: Knowlton L. Ames
Captain: Ransom Kennicott
 W 8 Evanston HS 0 H 9/30
 T 0 Lake Forest 0 H* 10/17
 T 0 Wisconsin 0 N** 10/31
 W 22 Chicago YMCA 0 H 11/5
 T 12 Beloit 12 A 11/14
 L 0 Lake Forest 20 A 11/21
 L 0 Wisconsin 40 N** 11/29
**Played at Wrigley Field*
***Played in Milwaukee*

1892
Record: 5-3-2
Coach: Knowlton L. Ames
Captain: Paul Noyes
 W 16 Chicago YMCA 0 H 10/1
 T 16 Illinois 16 A 10/12
 W 36 Beloit 0 H 10/15
 T 0 Chicago 0 A 10/22
 W 10 Michigan 8 N 10/29
 W 6 Chicago 4 H 11/2
 L 12 Minnesota 18 A 11/8
 W 18 Lake Forest 0 A 11/12
 L 6 Wisconsin 20 N* 11/19
 L 6 Wisconsin 26 H 11/24
**Played in Milwaukee*

1893
Record: 2-5-3
Coach: Paul Noyes
Captain: Frank Griffith
 L 0 Denver A.C. 8 N 10/4
 L 6 Chicago 12 A 10/18
 T 0 Illinois 0 H 10/21
 T 12 Lake Forest 12 H 10/27
 L 0 Minnesota 16 H 10/30
 W 10 Beloit 6 H 11/4
 T 6 Chicago 6 H 11/8
 W 38 Lake Forest 22 H 11/11
 L 6 Michigan 72 A 11/18
 L 14 Chicago 22 N 12/16

1894
Record: 4-5
Coach: A.A. Ewing
Captain: Jon Oberne
 L 0 Chicago 46 A 10/6
 W 14 Evanston HS 0 H 10/11
 L 6 Lake Forest 24 A 10/13
 W 12 Evanston HS 0 H 10/17
 L 6 Beloit 42 A 10/20
 W 22 Evanston HS 6 H 10/24
 W 12 Lake Forest 8 H 10/26
 L 0 Illinois 66 A 11/3
 L 0 Chicago 36 H 11/24

1895
Record: 6-5
Coach: Alvin H. Culver
Captain: Jesse Van Doozer
 L 6 Wisconsin 12 N 9/21
 L 0 Iowa State 36 H 9/28
 W 16 Evanston HS 0 H 10/3
 W 34 Beloit 6 H 10/5
 W 44 Armour Institute 0 H 10/12
 W 22 Chicago 6 A 10/19
 W 24 L. Forest-Rush Med. 0 H 10/31
 W 24 Purdue 6 A 11/2
 L 18 Missouri 22 N 11/9
 L 0 Chicago 6 H 11/16
 L 4 Illinois 38 A 11/23

1896
Record: 6-1-2; 2-1-1
Coach: Alvin H. Culver
Captain: Jesse Van Doozer
 W 20 Englewood HS 0 H 10/1
 W 4 Chicago A.C. 0 H 10/3
 W 42 Armour Institute 0 H 10/7
 T 6 Beloit 6 H 10/10
 W 16 Chi. Phys. & Surg. 6 H 10/17
 W 46 Chicago 6 N 10/24
 W 10 Illinois 4 A 11/7
 L 6 Chicago 18 H 11/14
 T 6 Wisconsin 6 H 11/26

1897
Record: 5-3; 0-2
Coach: Jesse Van Doozer
Captain: Joe Hunter
 W 6 Evanston HS 0 H 9/29
 W 6 Beloit 0 N 10/9
 L 6 Iowa 12 H 10/16
 L 6 Chicago 21 A 10/23
 W 6 Chi. Phys. & Surg. 0 H 10/30
 W 16 Rush Medical 0 H 11/6
 W 25 Alumni 0 H 11/13
 L 0 Wisconsin 22 H 11/25

1898
Record: 9-4-1; 0-4
Coach: W.H. Bannard
Captain: Clarence Thorne
 W 34 NW Division HS 0 H 9/21
 W 22 Englewood HS 0 H 9/24
 W 18 Hyde Park HS 0 H 9/28
 W 57 Dixon College 0 H 10/1
 W 17 Beloit 11 H 10/8
 W 22 Hahnemann Med. 6 H 10/12
 W 11 Chi. Phys. & Surg. 2 H 10/15
 W 5 Chicago A.C. 0 H 10/18
 L 5 Chicago 34 A 10/22
 W 27 Lake Forest 0 H 10/29
 L 5 Michigan 6 N 11/5
 L 6 Minnesota 17 A 11/12
 T 0 Armour Institute 0 H 11/19
 L 0 Wisconsin 47 H 11/24

1899
Record: 6-6; 2-2
Coach: C.M. Hollister
Captain: Harry Little
 W 24 NU Dental 0 H 9/21
 W 29 Englewood HS 0 H 9/23
 L 0 Alumni 18 H 9/30
 L 0 Rush Medical 6 H 10/7
 L 0 Wisconsin 38 A 10/14
 L 0 Beloit 11 A 10/21
 W 16 Lake Forest 0 H 10/25
 L 0 Notre Dame 12 A 10/28
 W 11 Minnesota 5 A 11/4
 W 29 Purdue 0 H 11/11
 W 11 Indiana 6 H 11/18
 L 0 Chicago 76 A 11/25

1900
Record: 7-2-3; 2-1-2
Coach: C.M. Hollister
Captain: C.E. Dietz
 W 36 Naperville 0 H 9/21
 W 29 North Division HS 0 H 9/26
 L 0 Chi. Phys. & Surg. 6 H 9/29
 W 6 Rush Medical 0 H 10/6
 W 12 Indiana 0 H 10/13
 W 23 Lake Forest 0 H 10/17
 T 0 Illinois 0 H 10/20
 T 6 Beloit 6 H 10/27
 W 11 Knox 5 H 11/5
 W 5 Chicago 0 A 11/10
 L 0 Minnesota 21 A 11/17
 T 5 Iowa 5 H 11/29

1901
Record: 8-2-1; 3-2
Coach: C.M. Hollister
Captain: C.E. Dietz
 W 27 Fort Sheridan 0 H 9/18
 W 30 Naperville 0 H 9/21
 W 47 Lombard 0 H 9/28
 W 12 Lake Forest 0 H 10/5
 W 2 Notre Dame 0 H 10/12
 L 0 Michigan 29 A 10/19
 W 17 Illinois 11 A 10/26
 W 6 Chicago 5 A 11/9
 T 11 Beloit 11 H 11/16
 L 0 Minnesota 16 N 11/23
 W 10 Purdue 5 A 11/28

1902
Record: 6-6; 0-4
Coach: C.M. Hollister
Captain: Charles Ward
 W 15 Fort Sheridan 0 H 9/20
 W 10 Naperville 5 H 9/27
 W 11 Chicago Dental 0 H 10/1
 W 26 Lake Forest 0 H 10/4
 W 11 Rush Medical 0 H 10/11
 L 0 Chicago 12 N 10/18
 L 0 Knox 15 H 10/25
 L 0 Purdue 5 H 11/1
 L 0 Wisconsin 51 H 11/8
 W 10 Beloit 0 H 11/15
 L 0 Illinois 17 H 11/22
 L 0 Nebraska 12 A 11/27

1903 (Co-Big Ten Champions)
Record: 10-1-3; 1-0-2
Coach: Walter McCormack
Captain: Harry Fleager
 W 17 N. Division HS 5 H 9/19
 W 28 Fort Sheridan 0 H 9/22
 W 35 Englewood HS 0 H 9/23
 W 22 Naperville 6 H 9/28
 W 5 Alumni 0 H 9/30
 W 24 Lombard 0 H 10/3
 W 18 Chicago Dental 11 H 10/7
 W 23 Washington (Mo.) 0 A 10/10
 T 0 Chicago 0 A 10/17
 W 35 Cincinnati 0 A 10/24
 W 12 Illinois 11 A 10/31
 T 0 Notre Dame 0 N 11/4
 T 6 Wisconsin 6 N 11/21
 L 0 Carlisle 28 N 11/26

1904
Record: 8-2; 1-2
Coach: Walter McCormack
Captain: Harry Allen
 W 17 Fort Sheridan 0 H 9/24
 W 34 Naperville 0 H 10/1
 W 18 N. Division HS 0 H 10/5
 W 55 Lombard 0 H 10/8
 W 34 Beloit 0 H 10/15
 L 0 Chicago 32 A 10/22
 W 45 DePauw 0 H 10/29
 W 97 Oshkosh Normal 0 H 11/5
 W 12 Illinois 6 H 11/12
 L 0 Minnesota 17 N 11/19

1905
Record: 8-2-1; 0-2
Coach: Walter McCormack
Captain: Arthur Rueber
 W 32 Evanston HS 0 H 9/20
 W 11 N. Division HS 0 A 9/23
 W 41 St. Viator 0 H 9/30
 W 5 Wabash 0 H 10/7
 W 18 Beloit 2 A 10/14
 T 0 Transylvania 0 H 10/21
 L 0 Chicago 32 H 10/28
 W 30 Marquette 5 H 11/4
 W 34 Ohio Northern 0 H 11/11
 W 37 Mich. Agricultural 11 H 11/18
 L 6 Minnesota 72 A 11/25

1906—No Varsity Team

1907—No Varsity Team

1908
Record: 2-2; 0-2
Coach: Alton Johnson
Captain: Dave August
 W 10 Alumni 6 H 10/10
 W 44 Beloit 4 H 10/24
 L 10 Purdue 16 H 11/7
 L 8 Illinois 64 A 11/21

1909
Record: 1-3-1; 1-3
Coach: Bill Horr
Captain: Dave August
 T 0 Illinois Wesleyan 0 H 10/2
 W 14 Purdue 5 A 10/9
 L 11 Wisconsin 21 H 10/30
 L 0 Chicago 34 A 11/6
 L 0 Illinois 35 H 11/13

1910
Record: 1-3-1; 1-2-1
Coach: C.E. Hammett
Captain: John Manley
 L 0 Illinois Wesleyan 3 H 10/1
 W 10 Iowa 5 H 10/8
 L 0 Chicago 10 A 10/22
 T 0 Wisconsin 0 A 10/29
 L 0 Illinois 27 H 11/12

1911
Record: 3-4; 1-4
Coach: C.E. Hammett
Captain: Ernest A. Reese
 W 26 Monmouth 0 H 10/7
 W 10 Illinois Wesleyan 0 H 10/14
 W 5 Indiana 0 H 10/21
 L 3 Wisconsin 28 H 10/28
 L 3 Chicago 9 H 11/11
 L 13 Illinois 27 A 11/18
 L 0 Iowa 6 A 11/25

1912
Record: 2-3-1; 2-3
Coach: C.E. Hammett
Captain: Andrew N. Johnson
 T 0 Lake Forest 0 H 10/5
 L 0 Wisconsin 56 A 10/12
 W 20 Indiana 7 A 10/26
 L 6 Purdue 21 H 11/2
 L 0 Chicago 3 A 11/9
 W 6 Illinois 0 H 11/23

YEAR-BY-YEAR RESULTS

1913

Record: 1-6; 0-6

Coach: Dennis Grady
Captain: Walter Kraft

W 10	Lake Forest	0	H	10/4
L 0	Purdue	34	H	10/11
L 0	Illinois	37	A	10/18
L 6	Iowa	78	H	10/25
L 0	Chicago	14	H	11/8
L 20	Indiana	21	H	11/15
L 0	Ohio State	58	A	11/22

1914

Record: 1-6; 0-6

Coach: Fred Murphy
Captain: Wilbur Hightower

W 7	Lake Forest	0	H	10/3
L 0	Chicago	28	A	10/10
L 0	Indiana	27	A	10/17
L 0	Illinois	33	H	10/24
L 0	Iowa	27	H	11/7
L 6	Purdue	34	H	11/14
L 0	Ohio State	27	A	11/21

1915

Record: 2-5; 0-5

Coach: Fred Murphy
Captain: Austin Stromberg

W 27	Lake Forest	6	H	10/2
L 0	Chicago	7	H	10/9
L 6	Iowa	9	A	10/16
L 6	Illinois	36	A	10/23
W 24	Missouri	6	H	11/6
L 6	Indiana	14	H	11/13
L 0	Ohio State	34	H	11/20

1916

Record: 6-1; 4-1

Coach: Fred Murphy
Captain: A.H. Henry

W 26	Lake Forest	7	H	10/7
W 10	Chicago	0	A	10/21
W 40	Drake	6	H	10/28
W 7	Indiana	0	A	11/4
W 20	Iowa	13	H	11/10
W 38	Purdue	6	H	11/18
L 3	Ohio State	23	A	11/25

1917

Record: 5-2; 3-2

Coach: Fred Murphy
Captain: Robert Randolph

W 48	Lake Forest	0	H	10/6
L 0	Ohio State	40	A	10/13
L 0	Chicago	7	H	10/27
W 12	Purdue	6	A	11/3
W 39	Mich. Agricultural	6	H	11/10
W 25	Iowa	14	H	11/17
W 21	Michigan	12	H	11/24

1918

Record: 2-2-1; 1-1

Coach: Fred Murphy
Captain: Gene McLaughlin

T 0	Great Lakes Navy	0	A	10/26
L 0	Municipal Pier	25	H	11/2
W 47	Knox	7	H	11/9
W 21	Chicago	6	H	11/16
L 7	Iowa	23	A	11/23

1919

Record: 2-5; 1-4

Coach: Charles Bachman
Captain: Robert Koehler

W 20	DePauw	0	H	10/11
L 6	Wisconsin	10	H	10/18
L 0	Chicago	41	A	10/25
L 13	Michigan	16	A	11/1
L 7	Iowa	14	H	11/8
W 3	Indiana	2	H	11/15
L 0	Rutgers	28	A	11/27

1920

Record: 3-4; 2-3

Coach: Elmer McDevitt
Captain: Graham Penfield

W 14	Knox	0	H	10/2
W 17	Minnesota	0	H	10/9
L 7	Wisconsin	27	A	10/16
L 7	Indiana	10	N	10/30
L 0	Iowa	20	A	11/6
W 14	Purdue	0	H	11/13
L 7	Notre Dame	33	H	11/20

1921

Record: 1-6; 0-5

Coach: Elmer McDevitt
Captain: Jack Hathaway

L 0	Beloit	7	H	9/24
L 0	Chicago	41	A	10/1
L 0	Minnesota	28	A	10/8
L 0	Wisconsin	27	H	10/15
W 34	DePaul	0	H	10/29
L 0	Purdue	3	A	11/5
L 0	Iowa	14	H	11/19

1922

Record: 3-3-1; 1-3-1

Coach: Glenn Thistlethwaite
Captain: James Patterson

W 17	Beloit	0	H	10/7
L 7	Chicago	15	A	10/14
T 7	Minnesota	7	A	10/21
L 3	Illinois	6	H	11/4
W 24	Purdue	13	H	11/11
W 58	Monmouth	14	H	11/18
L 3	Iowa	37	A	11/25

1923

Record: 2-6; 0-6

Coach: Glenn Thistlethwaite
Captain: William McElwain

W 21	Beloit	6	H	10/6
L 6	Indiana	7	N	10/13
L 0	Chicago	13	A	10/20
L 0	Illinois	29	N	10/27
L 14	Minnesota	34	A	11/3
W 32	Lake Forest	0	H	11/10
L 3	Purdue	6	A	11/17
L 14	Iowa	17	H	11/24

1924

Record: 4-4; 1-3

Coach: Glenn Thistlethwaite
Captain: Robert Wienecke

W 28	South Dakota	0	H	10/4
W 42	Cincinnati	0	H	10/11
L 3	Purdue	7	H	10/18
W 13	Michigan State	9	H	10/25
W 17	Indiana	7	H	11/1
W 0	Michigan	27	A	11/8
L 0	Chicago	3	A	11/15
L 6	Notre Dame	13	N	11/22

1925

Record: 5-3; 3-1

Coach: Glenn Thistlethwaite
Captain: Tim Lowry

W 14	South Dakota	7	H	10/3
W 17	Carleton	0	H	10/10
L 0	Chicago	6	A	10/17
L 7	Tulane	18	N	10/24
W 17	Indiana	14	H	10/31
W 3	Michigan	2	H	11/7
W 13	Purdue	9	A	11/14
L 10	Notre Dame	13	A	11/21

1926 (Co-Big Ten Champions)

Record: 7-1; 5-0

Coach: Glenn Thistlethwaite
Captain: Ralph Baker

W 34	South Dakota	0	H	10/2
W 31	Carleton	3	H	10/9
W 20	Indiana	0	H	10/16
L 0	Notre Dame	6	H	10/23
W 21	Indiana	0	A	10/30
W 22	Purdue	0	H	11/6
W 38	Chicago	7	H	11/13
W 13	Iowa	6	A	11/20

1927

Record: 4-4; 2-3

Coach: Dick Hanley
Captain: Vic Gustafson

W 47	South Dakota	2	H	10/1
W 13	Utah	6	H	10/8
W 19	Ohio State	13	A	10/15
L 6	Illinois	7	H	10/22
L 19	Missouri	34	H	10/29
L 6	Purdue	18	A	11/5
L 7	Indiana	18	H	11/12
W 12	Iowa	0	H	11/19

1928

Record: 5-3; 2-3

Coach: Dick Hanley
Captain: Walter Holmer

W 14	Butler	0	H	10/6
L 0	Ohio State	10	H	10/13
W 7	Kentucky	0	H	10/20
L 0	Illinois	6	A	10/27
W 10	Minnesota	9	H	11/3
W 7	Purdue	6	H	11/10
L 0	Indiana	6	A	11/17
W 27	Dartmouth	6	H	11/24

1929

Record: 6-3; 3-2

Coach: Dick Hanley
Captain: Henry Anderson

W 27	Cornell (Iowa)	18	H	9/28
W 13	Butler	0	H	10/5
W 7	Wisconsin	0	A	10/12
L 14	Minnesota	26	H	10/19
W 66	Wabash	0	H	10/26
W 7	Illinois	0	H	11/2
W 18	Ohio State	6	A	11/9
L 14	Indiana	19	H	11/16
L 6	Notre Dame	26	H	11/23

1930 (Co-Big Ten Champions)

Record: 7-1; 5-0

Coach: Dick Hanley
Captain: Henry Bruder

W 14	Tulane	0	H	10/4
W 19	Ohio State	2	H	10/11
W 32	Illinois	0	A	10/18
W 45	Centre	7	H	10/25
W 27	Minnesota	6	A	11/1
W 25	Indiana	0	A	11/8
W 20	Wisconsin	7	H	11/15
L 0	Notre Dame	14	H	11/22

1931 (Co-Big Ten Champions)

Record: 7-1-1; 5-1

Coach: Dick Hanley
Captain: Dal Marvel

W 19	Nebraska	7	H	10/3
T 0	Notre Dame	0	N	10/10
W 19	UCLA	0	H	10/17
W 10	Ohio State	0	A	10/24
W 32	Illinois	6	H	10/31
W 32	Minnesota	14	H	11/7
W 7	Indiana	6	H	11/14
W 19	Iowa	0	H	11/21
L 0	Purdue	7	N	11/28

1932

Record: 3-4-1; 2-3-1

Coach: Dick Hanley
Captain: Ernest "Pug" Rentner

W 27	Missouri	0	H	10/1
L 6	Michigan	15	A	10/8
W 26	Illinois	0	A	10/15
T 7	Purdue	7	H	10/22
L 0	Minnesota	7	H	10/29
L 6	Ohio State	20	H	11/5
L 0	Notre Dame	21	N	11/12
W 44	Iowa	6	H	11/19

1933

Record: 1-5-2; 1-4-1

Coach: Dick Hanley
Captain: Jack Heuss

L 0	Iowa	7	N	10/7
T 0	Stanford	0	N	10/14
W 25	Indiana	0	N	10/21
L 0	Ohio State	12	A	10/28
T 0	Minnesota	0	H	11/4
L 0	Illinois	3	H	11/11
L 0	Notre Dame	7	H	11/18
L 0	Michigan	13	H	11/25

1934

Record: 3-5; 2-3

Coach: Dick Hanley
Captain: Al Kawal

W 21	Marquette	12	H	9/29
L 7	Iowa	20	H	10/6
L 0	Stanford	20	A	10/13
L 6	Ohio State	28	H	10/27
W 7	Wisconsin	0	H	11/3
L 3	Illinois	14	H	11/10
L 7	Notre Dame	20	H	11/17
W 13	Michigan	6	A	11/24

1935

Record: 4-3-1; 2-3-1

Coach: Lynn Waldorf
Captains: Wally Cruice, Al Lind

W 14	DePaul	0	H	9/28
L 0	Purdue	7	H	10/5
L 7	Ohio State	28	A	10/19
L 13	Minnesota	21	A	10/26
W 10	Illinois	3	H	11/2
W 14	Notre Dame	7	A	11/9
W 32	Wisconsin	13	H	11/16
T 0	Iowa	0	H	11/23

1936 (Big Ten Champions)

Record: 7-1; 6-0

Coach: Lynn Waldorf
Captain: Steve Reid

W 18	Iowa	7	H	10/3
W 40	North Dakota St.	7	H	10/10
W 14	Ohio State	13	H	10/17
#4 W 13	Illinois	2	A	10/24
#3 W 6	#1 Minnesota	0	H	10/31
#1 W 26	Wisconsin	18	H	11/7
#1 W 9	Michigan	0	A	11/14
#1 L 6	#11 Notre Dame	26	A	11/21



THE 1930 BIG TEN CHAMPIONS



THE 1936 BIG TEN CHAMPIONS

Northwestern's AP rank is listed in left-hand side; opponents' AP rank is listed to left of opponent name.

1937
Record: 4-4; 3-3
Coach: Lynn Waldorf
Captain: Don Heap

Captain Don Heup					
	W	33		Iowa State	0 H 10/2
	W	7		Michigan	0 H 10/9
	W	14		Purdue	7 H 10/16
#7	L	0	#12	Ohio State	7 A 10/23
	W	14		Wisconsin	6 A 10/30
#19	L	0		Illinois	6 H 11/6
	L	0	#7	Minnesota	7 A 11/13
	L	0	#12	Notre Dame	9 H 11/19

1938
Record: 4-2-2; 2-1-2
Coach: Lynn Waldorf
Captain: Cleo Diehl

	W	21		Kansas State	0	H	10/1
	W	33		Drake	0	H	10/8
	T	0		Ohio State	0	H	10/15
#18	W	13		Illinois	0	A	10/22
#12	W	6	#2	Minnesota	3	H	10/29
#7	L	13		Wisconsin	20	H	11/5
#17	T	0	#18	Michigan	0	A	11/12
#16	L	7	#1	Notre Dame	9	H	11/19

1939
Record: 3-4-1; 3-2-1
Coach: Lynn Waldorf
Captain: Hal Method

L	0	Oklahoma	23	H	10/7
L	0	Ohio State	13	A	10/14
W	13	Wisconsin	7	H	10/21
W	13	Illinois	0	H	10/21
W	14	Minnesota	7	A	11/4
L	0	Purdue	3	H	11/11
L	0	#9 Notre Dame	7	A	11/18
T	7	#9 Iowa	7	H	11/25

1940
Record: 6-2; 4-2
Coach: Lynn Waldorf
Captain: Dick Richards

	W	40		Syracuse	0	A	10/5
	W	6	#15	Ohio State	3	H	10/12
#4	W	27		Wisconsin	7	A	10/19
#7	W	20		Indiana	7	H	10/26
#8	L	12	#4	Minnesota	13	H	11/2
#10	W	32		Illinois	14	H	11/9
#10	L	13	#6	Michigan	20	A	11/16
#10	W	20	#14	Notre Dame	0	H	11/23

1941
Record: 5-3; 4-2
Coach: Lynn Waldorf
Captain: Floyd Chambers

Boys' Gymnastics							
W	51		Kansas State	3	H	10/4	
#8	W	41	Wisconsin	14	H	10/11	
#5	L	7	#6	Michigan	14	H	10/18
#13	W	14	#11	Ohio State	7	A	10/25
#9	L	7	#1	Minnesota	8	A	11/1
#10	W	20		Indiana	14	H	11/8
#8	L	6	#5	Notre Dame	7	H	11/15
#10	W	27		Illinois	0	H	11/22

1942
Record: 1-9; 0-6
Coach: Lynn Waldorf
Captain: Nick Burke

L	12	#16	Iowa Pre-Flight	20	H	9/25
W	3	#7	Texas	0	H	10/3
L	6		Purdue	7	H	10/10
L	16	#2	Michigan	34	A	10/17
L	6	#1	Ohio State	20	H	10/24
L	7		Minnesota	19	A	10/31
L	7		Illinois	14	H	11/7
L	19	#12	Wisconsin	20	H	11/14
L	20	#6	Notre Dame	27	A	11/21
L	0		Great Lakes	48	H	11/26

1943
Record: 6-2; 5-1
Coach: Lynn Waldorf
Captain: Alex Kapter

	W	14		Indiana	6	H	9/25
	L	7	#9	Michigan	21	H	10/2
#19	W	13	#14	Great Lakes	0	H	10/16
#17	W	13		Ohio State	0	A	10/23
#15	W	42		Minnesota	6	H	10/30
#12	W	41		Wisconsin	0	A	11/6
#8	L	6	#1	Notre Dame	25	H	11/13
#9	W	53		Illinois	6	H	11/20

1944
Record: 1-7-1; 0-5-1
Coach: Lynn Waldorf
Captain: Ray Justak

W	62	DePauw	0	H	9/23
L	6	Wisconsin	7	H	9/30
L	0	#6 Great Lakes	25	H	10/7
L	0	#13 Michigan	27	A	10/14
L	7	#20 Indiana	14	H	10/21
T	14	#10 Minnesota	14	A	11/4
L	7	Purdue	27	H	11/11
L	0	#11 Notre Dame	21	A	11/18
L	6	Illinois	25	H	11/25

1945
Record: 4-4-1; 3-3-1
Coach: Lynn Waldorf
Captain: Max Morris

#20	W	18	Iowa State	6	H	9/22
	T	7	Indiana	7	H	9/29
	L	7	#8 Michigan	20	H	10/6
	L	7	#5 Minnesota	30	A	10/20
	W	26	#4 Purdue	14	H	10/27
	L	14	#6 Ohio State	16	A	11/3
	W	28	Wisconsin	14	A	11/10
	L	7	#7 Notre Dame	34	H	11/17
	W	13	Illinois	7	H	11/24

1946
Record: 4-4-1; 2-3-1
Coach: Lynn Waldorf
Captain: Bill Ivy

Captain		Salary				
	W	41		Iowa State	9	H 9/28
	W	28		Wisconsin	0	H 10/5
#10	W	14		Minnesota	7	H 10/12
#10	T	14	#5	Michigan	14	A 10/19
#8	W	26		Pacific	13	H 10/26
#6	L	27		Ohio State	39	H 11/2
#17	L	6		Indiana	7	H 11/9
	L	0	#2	Notre Dame	27	A 11/16
	L	0	#5	Illinois	20	H 11/23

1947
Record: 3-6; 2-4
Coach: Bob Voigts
Captain: Vince Di Francesca

Capitan	Area	Opponent	Score	Location	Date
L	0	Vanderbilt	3	H	9/27
W	27	UCLA	26	H	10/4
L	21	#17 Minnesota	37	A	10/11
L	21	#1 Michigan	49	H	10/18
W	7	Indiana	6	H	10/25
L	0	Wisconsin	29	H	11/1
L	6	Ohio State	7	A	11/8
L	19	#1 Notre Dame	26	H	11/15
W	28	#12 Illinois	13	A	11/22

1948
Record: 8-2; 5-1
Coach: Bob Voigts
Captain: Alex Sarkisian

	W	19	UCLA	0	A	9/25
	W	21	Purdue	0	H	10/2
#3	W	19	#8 Minnesota	16	H	10/9
#3	L	0	#4 Michigan	28	A	10/16
#10	W	48	Syracuse	0	H	10/23
#9	W	21	Ohio State	7	H	10/30
#10	W	16	Wisconsin	7	A	11/6
#8	L	7	#2 Notre Dame	12	A	11/13
#7	W	20	Illinois	7	H	11/20
#7	W	20	#4 *California	14	N	1/1
*Rose Bowl (Pasadena, Calif.)						

1949
Record: 4-5; 3-4
Coach: Bob Voigts
Captain: Steve Sawle

	W	20		Purdue	6	H	9/24
#7	L	7		Pittsburgh	16	H	10/1
#20	L	7	#5	Minnesota	21	A	10/8
	W	21	#7	Michigan	20	H	10/15
#13	L	21		Iowa	28	A	10/22
	L	7	#18	Ohio State	24	A	10/29
	L	6		Wisconsin	14	H	11/5
	W	39		Colgate	20	H	11/12
	W	9		Illinois	7	A	11/19

1950
Record: 6-3; 3-3
Coach: Bob Voigts
Captain: Don Stonesifer

	W	23		Iowa State	13	H	9/30
	W	22		Navy	0	A	10/7
	W	13		Minnesota	6	H	10/14
#20	W	28		Pittsburgh	23	H	10/21
#9	L	13		Wisconsin	14	A	10/28
	L	0	#4	Ohio State	32	H	11/4
	W	19		Purdue	14	A	11/11
	L	23		Michigan	34	A	11/18
	W	14	#6	Illinois	7	H	11/25

1951
Record: 5-4; 2-4
Coach: Bob Voigts
Captain: Don MacRae

	W	35		Colorado	14	H	9/29
	W	20		Army	14	H	10/6
	W	21		Minnesota	7	A	10/13
#18	W	16		Navy	7	H	10/20
#13	L	0	#14	Wisconsin	41	H	10/27
	L	0		Ohio State	3	A	11/3
	L	14		Purdue	35	H	11/10
	W	6		Michigan	0	A	11/17
	L	0	#6	Illinois	3	H	11/24

1952
Record: 2-6-1; 2-5
Coach: Bob Voigts
Captain: Tom Roche

Captain	Rank	Team	Score	Location	Date
L	0	#16 USC	31	A	9/26
T	20	Vanderbilt	20	H	10/4
L	26	Minnesota	27	A	10/11
L	14	Michigan	48	H	10/18
W	23	Indiana	13	H	10/25
L	21	Ohio State	24	H	11/1
L	20	#18 Wisconsin	24	A	11/8
L	14	Iowa	39	H	11/15
W	28	Illinois	26	A	11/22

1953
Record: 3-6; 0-6
Coach: Bob Voigts
Captain: Joe Collier, Dick Thomas

#18	W	35	Iowa State	0	H	9/26
	W	33	Army	20	H	10/3
	L	13	Minnesota	30	H	10/10
	L	12	#5 Michigan	20	A	10/17
	W	27	#18 Pittsburgh	21	H	10/24
	L	13	Ohio State	27	A	10/31
	L	13	Wisconsin	34	H	11/7
	L	6	Indiana	14	A	11/14
L	14	#6 Illinois	39	H	11/21	

1954
Record: 2-7; 1-5
Coach: Bob Voigts
Captain: John Damore, Bob Lauter


W	27	Iowa State	14	H	9/25
L	7	#9 USC	12	H	10/2
L	7	#18 Minnesota	26	A	10/9
L	0	Michigan	7	H	10/16
L	7	Pittsburgh	14	A	10/23
L	7	#1 Ohio State	14	H	10/30
L	13	#16 Wisconsin	34	A	11/6
L	13	Indiana	14	H	11/13
W	20	Illinois	7	A	11/20

1955
Record: 0-8-1; 0-6-1
Coach: Lou Saban
Captain: Sandy Sacks

L	14	Miami (Ohio)	25	H	9/24
L	0	Tulane	21	A	10/1
L	7	Minnesota	18	H	10/8
L	2	#1 Michigan	14	A	10/15
L	14	Indiana	20	H	10/22
L	0	#15 Ohio State	49	A	10/29
L	14	Wisconsin	41	H	11/5
L	8	Purdue	46	A	11/12
T	7	Illinois	7	H	11/19

1956
Record: 4-4-1; 3-3-1
Coach: Ara Parseghian
Captain: Ted Ringer

W	14	Iowa State	13	H	9/29
L	13	Tulane	20	H	10/6
T	0	#17 Minnesota	0	A	10/13
L	20	#8 Michigan	34	A	10/20
L	13	Indiana	19	A	10/27
L	2	#6 Ohio State	6	H	11/3
W	17	Wisconsin	7	A	11/10
W	14	Purdue	0	H	11/17
W	14	Illinois	13	H	11/24



THE 1949 ROSE BOWL CHAMPIONS

YEAR-BY-YEAR RESULTS

1957

Record: 0-9; 0-7

Coach: Ara Parseghian

Captains: Bob McKeiver, Al Viola

L	6	#16	Stanford	26	A	9/28
L	13	#9	Oregon State	22	H	10/5
L	6	#4	Minnesota	41	H	10/12
L	14	#18	Michigan	34	A	10/19
L	0	#3	Iowa	6	H	10/26
L	6	#8	Ohio State	47	A	11/2
L	12		Wisconsin	41	H	11/9
L	0		Purdue	27	A	11/16
L	0		Illinois	27	A	11/23

1958

Record: 5-4; 3-4

Coach: Ara Parseghian

Captains: James Andreotti, Willmer Fowler

	W	29	#10	Wash. State	28	H	9/27
	W	28		Stanford	0	H	10/4
	W	7		Minnesota	3	A	10/11
#17	W	55	#19	Michigan	24	H	10/18
#8	L	20	#7	Iowa	26	A	10/25
#11	W	21	#5	Ohio State	0	H	11/1
#4	L	13	#7	Wisconsin	17	A	11/8
#13	L	6	#8	Purdue	23	H	11/15
#20	L	20		Illinois	27	A	11/22

1959

Record: 6-3; 4-3

Coach: Ara Parseghian

Captains: James Andreotti, Ron Burton, Gene Gossage, Mike Stock

#10	W	45	#2	Oklahoma	13	H	9/26
#2	W	14	#5	Iowa	10	A	10/3
#2	W	6		Minnesota	0	H	10/10
#2	W	20		Michigan	7	A	10/17
#2	W	30		Notre Dame	24	A	10/24
#2	W	30		Indiana	13	H	10/31
#2	L	19	#9	Wisconsin	24	H	11/7
#6	L	10	#19	Michigan St.	15	A	11/14
#8	L	0		Illinois	28	A	11/21

1960

Record: 5-4; 2-4

Coach: Ara Parseghian

Captains: Irv Cross, Mike Stock

#14	W	19		Oklahoma	3	A	9/24
#6	L	0	#8	Iowa	42	H	10/1
L	0	#14		Minnesota	7	A	10/8
L	7			Michigan	14	A	10/15
W	7			Notre Dame	6	H	10/22
W	21			Indiana	8	H	10/29
W	21			Wisconsin	0	A	11/5
L	18	#13		Michigan St.	21	H	11/12
W	14			Illinois	7	H	11/19

1961*

Record: 4-5; 2-4

Coach: Ara Parseghian

Captains: Larry Onesti

W	45			Boston Coll.	0	H	9/30
W	28			Illinois	7	A	10/7
L	3			Minnesota	10	H	10/14
L	0	#7		Ohio State	10	H	10/21
W	12	#8		Notre Dame	10	A	10/28
W	14			Indiana	8	H	11/4
L	10			Wisconsin	29	H	11/11
L	13	#9		Michigan St.	21	A	11/18
L	6			Miami (Fla.)	10	A	11/24

1962*

Record: 7-2; 4-2

Coach: Ara Parseghian

Captains: Jay Robertson

W	37			S. Carolina	20	H	9/22
W	45			Illinois	0	H	10/6
W	34			Minnesota	22	A	10/13
#8	W	18	#6	Ohio State	14	A	10/20
#3	W	35		Notre Dame	6	H	10/27
#1	W	26		Indiana	21	A	11/3
#1	L	6	#8	Wisconsin	37	A	11/10
#9	L	7		Michigan St.	31	H	11/17
W	29			Miami (Fla.)	7	A	11/23

*rankings only include top 10

1963*

Record: 5-4; 3-4

Coach: Ara Parseghian

Captains: Chuck Logan, Kent Pike

#6	W	23		Missouri	12	A	9/21
#7	W	34		Indiana	21	H	9/28
#4	L	9		Illinois	10	A	10/5
W	15			Minnesota	8	H	10/12
#10	W	37		Miami (Ohio)	6	H	10/19
#9	L	7		Michigan St.	15	H	10/26
L	6			Michigan	27	A	11/2
L	14			Wisconsin	17	A	11/9
W	17			Ohio State	8	A	11/16

1964*

Record: 3-6; 2-5

Coach: Alex Agase

Captain: Joe Cerne

W	7			Oregon State	3	H	9/19
W	14			Indiana	13	A	9/26
L	6	#3		Illinois	17	H	10/3
L	18			Minnesota	21	A	10/10
L	27			Miami (Ohio)	28	H	10/17
L	6			Michigan St.	24	A	10/24
L	0			Michigan	35	A	10/31
W	17			Wisconsin	13	H	11/7
L	0	#7		Ohio State	10	A	11/14

1965*

Record: 4-6; 3-4

Coach: Alex Agase

Captain: Jeff Brooke

L	14			Florida	24	H	9/18
W	20			Indiana	0	A	9/25
L	7	#8		Notre Dame	38	A	10/2
W	15			Oregon State	7	H	10/9
L	7			Wisconsin	21	H	10/16
W	9			Iowa	0	H	10/23
L	7	#1		Michigan St.	49	A	10/30
L	22			Minnesota	27	H	11/6
W	34			Michigan	22	H	11/13
L	6			Illinois	20	H	11/20

1966*

Record: 3-6-1; 2-4-1

Coach: Alex Agase

Captains: Cas Banaszek, Bob Otterbacher

L	7			Florida	43	A	9/17
L	14			Indiana	26	H	9/24
L	7	#4		Notre Dame	35	H	10/1
W	14			Oregon State	6	A	10/8
T	3			Wisconsin	3	A	10/15
W	24			Iowa	15	A	10/22
L	0	#2		Michigan St.	22	H	10/29
L	13			Minnesota	28	H	11/5
L	20			Michigan	28	A	11/12
W	35			Illinois	7	H	11/19

1967*

Record: 3-7; 2-5

Coach: Alex Agase

Captain: Bruce Gunstra

W	12	#8		Miami (Fla.)	7	H	9/23
L	6			Missouri	13	H	9/30
L	16	#4		Purdue	25	A	10/7
L	6			Rice	50	A	10/14
L	2			Ohio State	6	H	10/21
W	17			Wisconsin	13	A	10/28
L	3			Michigan	7	A	11/4
W	39			Iowa	24	H	11/11
L	21			Illinois	27	H	11/18
L	27			Michigan St.	41	A	11/25

1968

Record: 1-9; 1-6

Coach: Alex Agase

Captains: John Cornell, Angelo Loukas

L	7	#19		Miami (Fla.)	28	A	9/20
L	7	#3		USC	24	H	9/28
L	6	#1		Purdue	43	H	10/5
L	7	#5		Notre Dame	27	A	10/12
L	21	#2		Ohio State	45	A	10/19
W	13			Wisconsin	10	H	10/26
L	0	#9		Michigan	35	H	11/2
L	34			Iowa	68	A	11/9
L	0			Illinois	14	A	11/16
L	14			Michigan St.	31	H	11/23

1969

Record: 3-7; 3-4

Coach: Alex Agase

Captains: Ray Forsthofer, Pat Harrington

L	10	#11		Notre Dame	35	A	9/20
L	6	#5		USC	48	A	9/27
L	0	#11		UCLA	36	H	10/4
W	10			Illinois	6	A	10/11
W	27			Wisconsin	7	H	10/18
L	20	#15		Purdue	45	A	10/25
L	6	#1		Ohio State	35	H	11/1
L	21			Minnesota	28	A	11/8
W	30			Indiana	27	H	11/15
L	7			Michigan St.	39	H	11/22

1970

Record: 6-4; 6-1

Coach: Alex Agase

Captains: Mike Adamle, Joel Hall

L	14	#6		Notre Dame	35	H	9/19
L	7	#15		UCLA	12	A	9/26
L	20			SMU	21	H	10/3
W	48			Illinois	0	H	10/10
W	24			Wisconsin	14	A	10/17
W	38			Purdue	14	H	10/24
#20	L	10	#2	Ohio State	24	A	10/31
W	28			Minnesota	14	H	11/7
W	21			Indiana	7	A	11/14
#18	W	23		Michigan St.	20	A	11/21

1971

Record: 7-4; 6-3

Coach: Alex Agase

Captains: Maurie Daigneau, Eric Hutchinson

#20	L	6	#4	Michigan	21	H	9/11
L	7	#2		Notre Dame	50	A	9/18
W	12			Syracuse	6	H	9/25
W	24			Wisconsin	11	H	10/2
W	28			Iowa	3	A	10/9
L	20	#20		Purdue	21	H	10/16
W	24			Indiana	10	A	10/23
L	7			Illinois	24	A	10/30
W	41			Minnesota	20	H	11/6
W	14	#16		Ohio State	10	A	11/13
W	28	#19		Michigan St.	7	H	11/20

1972

Record: 2-9; 1-8

Coach: Alex Agase

Captains: Jim Anderson, Dave Dybas, Dave Glantz, Jim Lash

L	0	#11		Michigan	7	A	9/16
L	0	#13		Notre Dame	37	H	9/23
W	27			Pittsburgh	22	A	9/30
L	14			Wisconsin	21	A	10/7
L	12			Iowa	23	H	10/14
L	0			Purdue	37	A	10/21
W	23			Indiana	14	H	10/28
L	13			Illinois	43	H	11/4
L	29			Minnesota	35	A	11/11
L	14	#9		Ohio State	27	H	11/18
L	14			Michigan St.	24	A	11/25

1973

Record: 4-7; 4-4

Coach: John Pont

Captain: Stan Key

W	14		Michigan St.	10	H	9/15
L	0	#8	Notre Dame	44	A	9/22
L	14		Pittsburgh	21	H	9/29
L	12		Ohio	14	H	10/6
W	31		Iowa	15	H	10/13
L	10		Purdue	21	A	10/20
L	0		Ohio State	60	A	10/27
L	43		Minnesota	52	H	11/3
W	21		Indiana	20	A	11/10
L	34		Wisconsin	36	A	11/17
W	9		Illinois	6	H	11/24

1981

Record: 0-11; 0-9

Coach: Dennis Green

Captains: Bobby Anderson, Mike Kerrigan

L	20	Indiana	21	H	9/12
L	7	Arkansas	38	A	9/19
L	0	Utah	42	H	9/26
L	0	Iowa	64	H	10/3
L	23	Minnesota	35	A	10/10
L	0	Purdue	35	H	10/17
L	0	#18 Michigan	38	A	10/24
L	0	Wisconsin	52	A	10/31
L	14	Michigan St.	61	H	11/7
L	6	Ohio State	70	A	11/14
L	12	Illinois	49	H	11/21

1982

Record: 3-8; 2-7

Coach: Dennis Green

Captains: Chris Hinton, Rich Raffin

L	13	Illinois	49	A	9/4
L	0	Indiana	30	A	9/11
L	13	Miami (Ohio)	27	H	9/18
W	31	N. Illinois	6	H	9/25
L	7	Iowa	45	A	10/2
W	31	Minnesota	21	H	10/9
L	21	Purdue	34	A	10/16
L	14	Michigan	49	H	10/23
L	20	Wisconsin	54	A	10/30
W	28	Michigan St.	24	A	11/6
L	28	Ohio State	40	H	11/13

1983

Record: 2-9; 2-7

Coach: Dennis Green

Captains: Mike Guendling, Todd Jenkins

L	0	#19 Washington	34	H	9/10
L	0	Syracuse	35	A	9/17
W	10	Indiana	8	A	9/24
L	0	Wisconsin	49	H	10/1
L	21	#15 Iowa	61	A	10/8
L	0	#13 Michigan	35	A	10/15
W	19	Minnesota	8	H	10/22
L	17	Purdue	48	A	10/29
L	3	Michigan St.	9	H	11/5
L	7	#10 Ohio State	55	A	11/12
L	24	#4 Illinois	56	H	11/19

1984

Record: 2-9; 2-7

Coach: Dennis Green

Captains: Jim Bobbitt, Phil Leonard

L	16	Illinois	24	A	9/1
L	0	#19 Washington	26	A	9/8
L	12	Syracuse	13	H	9/15
W	40	Indiana	37	H	9/22
L	16	Wisconsin	31	A	9/29
L	3	Iowa	31	H	10/6
L	0	Michigan	31	A	10/13
W	31	Minnesota	28	A	10/20
L	7	Purdue	49	H	10/27
L	10	Michigan St.	27	A	11/3
L	3	#13 Ohio State	52	H	11/10

1985

Record: 3-8; 1-7

Coach: Dennis Green

Captains: Casey Cummings, Jim Torkelson

L	17	Duke	40	A	9/7
W	27	Missouri	23	A	9/14
W	38	N. Illinois	16	H	9/28
L	7	Indiana	26	A	10/5
L	10	Minnesota	21	H	10/12
W	17	Wisconsin	14	A	10/19
L	10	#1 Iowa	49	H	10/26
L	7	Purdue	31	A	11/9
L	17	#4 Ohio State	35	H	11/9
L	0	Michigan St.	32	A	11/16
L	20	Illinois	45	H	11/23

1986

Record: 4-7; 2-6

Coach: Francis Peay

Captains: By game

L	6	Duke	17	H	9/6
W	25	Army	18	H	9/20
W	37	Princeton	0	A	9/27
L	7	Indiana	24	H	10/4
L	23	Minnesota	44	A	10/11
L	27	Wisconsin	35	H	10/18
L	20	#11 Iowa	27	A	10/25
L	16	Purdue	17	H	11/1
L	9	#11 Ohio State	30	A	11/8
W	24	Michigan St.	21	H	11/15
W	23	Illinois	18	A	11/22

1987

Record: 2-8-1; 2-6

Coach: Francis Peay

Captains: By game

L	16	Duke	31	A	9/12
L	3	Missouri	28	A	9/19
T	16	N. Illinois	16	H	9/26
L	18	Indiana	35	A	10/3
L	33	Minnesota	45	H	10/10
L	0	#19 Michigan St.	38	H	10/17
W	27	Wisconsin	24	A	10/24
L	6	Michigan	29	A	10/31
L	24	Iowa	52	H	11/7
L	15	Purdue	20	A	11/14
W	28	Illinois	10	H	11/21

1988

Record: 2-8-1; 2-5-1

Coach: Francis Peay

Captain: Greg Bradshaw

L	21	Duke	31	H	9/3
L	27	Air Force	62	A	9/17
L	7	Army	23	A	9/24
L	17	Indiana	48	H	10/1
T	28	Minnesota	28	A	10/8
L	3	Michigan St.	36	A	10/15
W	35	Wisconsin	14	H	10/22
L	7	Michigan	52	H	10/29
L	10	Iowa	35	A	11/5
W	28	Purdue	7	H	11/12
L	9	Illinois	14	A	11/19

1989

Record: 0-11; 0-8

Coach: Francis Peay

Captains: Bob Griswold, Randy McClellan, Tim O'Brien, Derrill Vest

L	31	Duke	41	A	9/9
L	31	Air Force	48	H	9/16
L	27	Rutgers	38	H	9/23
L	11	Indiana	43	A	10/7
L	18	Minnesota	20	H	10/14
L	31	Wisconsin	35	A	10/21
L	22	Iowa	35	H	10/28
L	27	Ohio State	52	H	11/4
L	15	Purdue	46	A	11/11
L	14	Michigan St.	76	A	11/18
L	14	#11 Illinois	63	H	11/25

1990

Record: 2-9; 1-7

Coach: Francis Peay

Captain: Bob Christian

L	24	Duke	27	H	9/15
L	14	Rice	31	A	9/22
W	24	N. Illinois	7	H	9/29
L	0	Indiana	42	H	10/6
L	25	Minnesota	35	A	10/13
W	44	Wisconsin	34	H	10/20
L	14	#15 Iowa	56	A	10/27
L	7	Ohio State	48	A	11/3
L	13	Purdue	33	H	11/10
L	22	#23 Michigan St.	29	H	11/17
L	23	#22 Illinois	28	A	11/24

1991

Record: 3-8; 2-6

Coach: Francis Peay

Captains: Darryl Ashmore, Dan Freveletti, Dwight James, Ed Sutter

L	7	Rice	36	H	9/14
L	18	Rutgers	22	A	9/21
W	41	Wake Forest	14	H	9/28
L	14	Purdue	17	H	10/5
L	6	Indiana	44	A	10/12
L	3	#18 Ohio State	34	N	10/19
W	17	#17 Illinois	11	H	10/26
W	16	Michigan St.	13	A	11/2
L	14	#4 Michigan	59	A	11/9
L	10	#9 Iowa	24	H	11/16
L	14	Wisconsin	32	A	11/23


1992

Record: 3-8; 3-5

Coach: Gary Barnett

Captains: Frank Boudreaux, David Cross

L	7	#3 Notre Dame	42	S	9/5
L	0	Boston Coll.	49	A	9/12
L	24	#18 Stanford	35	A	9/19
W	28	Purdue	14	A	10/3
L	3	Indiana	28	H	10/10
L	7	Ohio State	31	A	10/17
W	27	Illinois	26	A	10/24
L	26	Michigan St.	27	H	10/31
L	7	#4 Michigan	40	H	11/7
L	14	Iowa	56	A	11/14
W	27	Wisconsin	25	H	11/21



THE 1995 BIG TEN CHAMPIONS

1993

Record: 2-9; 0-8

Coach: Gary Barnett

Captains: Steve Ostrowski, Len Williams, Lee Gissendaner

L	12	#7 Notre Dame	27	A	9/4
W	22	#22 Boston Coll.	21	H	9/18
W	26	Wake Forest	14	H	9/25
L	3	#7 Ohio State	51	A	10/2
L	14	#21 Wisconsin	53	A	10/9
L	26	Minnesota	28	H	10/16
L	0	Indiana	24	H	10/23
L	13	Illinois	20	A	10/30
L	29	Michigan St.	31	A	11/6
L	19	Iowa	23	H	11/13
L	21	#14 Penn State	43	H	11/20

1994

Record: 3-7-1, 2-6

Coach: Gary Barnett

Captains: Hugh Williams, Bill Koziel, Michael Senter, Corey Singleton

L	15	#3 Notre Dame	42	S	9/3
T	41	#24 Stanford	41	H	9/10
W	14	Air Force	10	A	9/17
L	15	#20 Ohio State	17	H	10/1
L	14	#24 Wisconsin	46	H	10/8
W	37	Minnesota	31	A	10/15
W	20	Indiana	7	A	10/22
L	7	Illinois	28	H	10/29
L	17	Michigan St.	35	H	11/5
L	13	Iowa	49	A	11/12
L	17	#2 Penn State	45	A	11/19

1995 (Big Ten Champions)

Record: 10-2; 8-0

Coach: Gary Barnett

Captains: William Bennett, Rob Johnson, Sam Valenzisi

W	17	#9 Notre Dame	15	A	9/2
#25	L	28 Miami (Ohio)	30	H	9/16
W	30	Air Force	6	H	9/23
W	31	Indiana	7	H	9/30
#25	W	19 #7 Michigan	13	A	10/7
#14	W	27 Minnesota	17	A	10/14
#11	W	35 #24 Wisconsin	0	H	10/21
#8	W	17 Illinois	14	A	10/28
#6	W	21 #12 Penn State	10	H	11/4
#5	W	31 Iowa	20	H	11/11
#5	W	23 Purdue	8	A	11/18
#3	L	32 #17 USC*	41	N	1/1

*Rose Bowl (Pasadena, Calif.)

1996 (Big Ten Co-Champions)

Record: 9-3; 7-1

Coach: Gary Barnett

Captains: Justin Chabot, Pat Fitzgerald, Mike McGrew, Steve Schnur

#13	L	27 Wake Forest	28	A	9/7
W	38	Duke	13	A	9/14
W	28	Ohio	7	H	9/21
#25	W	35 Indiana	17	A	9/28
#22	W	17 #6 Michigan	16	H	10/5
#15	W	26 Minnesota	24	H	10/12
#14	W	34 Wisconsin	30	A	10/19
#11	W	27 Illinois	24	H	10/26
#11	L	9 #15 Penn State	34	A	11/2
#18	W	40 #23 Iowa	13	A	11/9
#13	W	27 Purdue	24	H	11/16
#11	L	28 #9 Tennessee*	48	N	1/1

*Comp USA Citrus Bowl (Orlando, Fla.)

1997

Record: 5-7; 3-5

Coach: Gary Barnett

Captains: Eric Collier, Barry Gardner, Nate Strikwerda

#24	W	24	Oklahoma	0	N	8/23
	L	20	Wake Forest	27	A	9/6
	W	24	Duke	20	H	9/13
	L	30	Rice	34	H	9/20
	L	9	Purdue	21	A	9/27
	L	25	Wisconsin	26	H	10/11
	L	#5	Michigan	23	A	10/18
	W	19	#15 Michigan St.	17	H	10/25
	L	#6	Ohio State	49	A	11/1
	L	27	#2 Penn State	30	H	11/8
W	34	Illinois	21	A	11/15	
W	15	Iowa	14	H	11/22	

YEAR-BY-YEAR RESULTS



THE 1996 BIG TEN CHAMPIONS

2001

Record: 4-7; 2-6

Coach: Randy Walker

Captains: Napoleon Harris, Zak Kustok

#16	W	37	UNLV	28	A	9/7
#16	W	44	Duke	7	A	9/22
#16	W	27	Michigan State	26	H	9/29
#14	L	20	Ohio State	38	A	10/6
#14	W	23	#21 Minnesota	17	H	10/13
#22	L	35	Penn State	38	H	10/20
	L	27	#24 Purdue	32	A	10/27
	L	21	Indiana	56	A	11/3
	L	16	Iowa	59	H	11/10
	L	42	Bowling Green	43	H	11/17
	L	28	#10 Illinois	34	A	11/22

2002

Record: 3-9; 1-7

Coach: Randy Walker

Captains: Pat Durr, Austin King

L	3	Air Force	52	A	8/31
L	24	TCU	48	H	9/7
W	26	Duke	21	H	9/14
W	49	Navy	40	A	9/21
L	24	Michigan State	39	A	9/28
L	16	#5 Ohio State	27	H	10/5
L	42	Minnesota	45	A	10/10
L	0	#20 Penn State	49	A	10/19
L	13	Purdue	42	H	10/26
W	41	Indiana	37	H	11/2
L	10	#6 Iowa	62	A	11/9
L	24	Illinois	31	H	11/23

2003


Record: 6-7; 4-4

Coach: Randy Walker

Captains: Louis Ayeni, Pat Durr, Torri Stuckey, Jason Wright

W	28	Kansas	20	A	8/30
L	21	Air Force	22	H	9/6
L	14	Miami (Ohio)	44	H	9/13
W	28	Duke	10	A	9/20
L	0	#4 Ohio State	20	A	9/27
L	17	#21 Minnesota	42	H	10/4
W	37	Indiana (OT)	31	A	10/11
W	16	#20 Wisconsin	7	H	10/25
L	14	#18 Purdue	34	A	11/1
W	17	Penn State	7	H	11/8
L	10	#5 Michigan	41	H	11/15
W	37	Illinois	20	A	11/22
L	24	#20 Bowling Green*	28	N	12/26

*Motor City Bowl (Detroit, Mich.)



THE 2000 BIG TEN CHAMPIONS

2004

Record: 6-6; 5-3

Coach: Randy Walker

Captains: John Pickens, Luis Castillo, Noah Heron, Matt Ulrich

L	45	TCU (2OT)	48	A	9/2
L	21	Arizona State	30	H	9/11
W	20	Kansas	17	H	9/18
L	17	#18 Minnesota	43	A	9/23
W	33	#7 Ohio State (OT)	27	H	10/2
W	31	Indiana (2OT)	24	H	10/9
L	12	#6 Wisconsin	24	A	10/23
W	13	#17 Purdue	10	H	10/30
W	14	Penn State	7	A	11/6
L	20	#9 Michigan	42	A	11/13
W	28	Illinois (OT)	21	H	11/20
L	41	Hawaii	49	A	11/27

2005

Record: 7-5; 5-3

Coach: Randy Walker

Captains: Brett Basanez, Zach Strief, Barry Coffield, Tim McGarigle

W	38	Ohio	14	H	9/3	
W	38	Northern Illinois	37	H	9/10	
L	21	#18 Arizona State	52	A	9/17	
L	29	Penn State	34	H	9/24	
W	51	#14 Wisconsin	48	H	10/8	
W	34	Purdue	29	A	10/15	
W	49	#22 Michigan State	14	A	10/22	
#21	L	17	#25 Michigan	33	H	10/29
W	28	Iowa	27	H	11/5	
#25	L	7	#10 Ohio State	48	A	11/12
W	38	Illinois	21	A	11/19	
L	38	#17 UCLA *	50	N	12/30	

*Sun Bowl (El Paso, Texas)

2006

Record: 4-8; 2-6

Coach: Pat Fitzgerald

Captains: Erryn Cobb, Bryan Heinz, Shaun Herbert, Nick Roach

W	21	Miami (Ohio)	3	A	8/31
L	17	New Hampshire	34	H	9/9
W	14	Eastern Michigan	6	H	9/16
L	21	Nevada	31	A	9/22
L	7	Penn State	33	A	9/30
L	9	Wisconsin	41	A	10/7
L	10	Purdue	31	H	10/14
L	38	Michigan State	41	H	10/21
L	3	#2 Michigan	17	A	10/28
W	21	Iowa	7	A	11/4
L	10	#1 Ohio State	54	H	11/11
W	27	Illinois	16	H	11/18

2007

Record: 6-6; 3-5

Coach: Pat Fitzgerald

Captains: Tonjua Jones, Adam Kadela, Reggie McPherson, Trevor Rees

W	27	Northeastern	0	H	9/1
W	36	Nevada	31	H	9/8
L	14	Duke	20	H	9/15
L	7	#8 Ohio State	58	A	9/22
L	16	Michigan	28	H	9/29
W	48	Michigan St. (OT)	41	A	10/6
W	49	Minnesota (2OT)	48	H	10/13
W	26	Eastern Michigan	14	N	10/19
L	17	Purdue	35	A	10/27
L	17	Iowa	28	H	11/3
W	31	Indiana	28	H	11/10
L	22	#20 Illinois	41	A	11/17

2008

Record: 9-4; 5-3

Coach: Pat Fitzgerald

Captains: C.J. Bachér, Prince Kwateng, Eric Peterman, Brendan Smith

Eric Fennell, DePaul Senior					
	W	30	Syracuse	10	H 8/30
	W	24	Duke	20	A 9/6
	W	33	Southern Illinois	7	H 9/13
	W	16	Ohio	8	H 9/20
	W	22	Iowa	17	A 9/27
	L	20	#23 Michigan State	37	H 10/11
	W	48	Purdue	26	H 10/18
	L	19	Indiana	21	A 10/25
	W	24	#20 Minnesota	17	A 11/1
	L	10	#12 Ohio State	45	H 11/8
	W	21	Michigan	14	A 11/15
	W	27	Illinois	10	H 11/22
#22	L	23	#25 Missouri* (OT)	30	N 12/29

* Alamo Bowl (San Antonio, Texas)

2009

Record: 8-5; 5-3

Coach: Pat Fitzgerald

Captains: Mike Kafka, Sherrick McManis, Brendan Smith, Corey Wootton

W	47	Towson	14	H	9/5
W	27	Eastern Michigan	24	H	9/12
L	34	Syracuse	37	A	9/19
L	24	Minnesota	35	H	9/26
W	27	Purdue	21	A	10/3
W	16	Miami (Ohio)	6	H	10/10
L	14	Michigan State	24	A	10/17
W	29	Indiana	28	H	10/24
L	13	#12 Penn State	34	H	10/31
W	17	#8 Iowa	10	A	11/7
W	21	Illinois	16	A	11/14
W	33	#17 Wisconsin	31	H	11/21
L	35	Auburn * (OT)	38	N	1/1

* Outback Bowl (Tampa, Fla.)

2010

Record: 7-6; 3-5

Coach: Pat Fitzgerald

Captains: Corbin Bryant, Quentin Davie, Al Netter, Dan Persa

W	23	Vanderbilt	21	A	9/4
W	37	Illinois State	3	H	9/11
W	30	Rice	13	A	9/18
W	30	Central Michigan	25	H	9/25
W	29	Minnesota	28	A	10/2
L	17	Purdue	20	H	10/9
L	27	#8 Michigan State	35	H	10/23
W	20	Indiana	17	A	10/30
L	21	Penn State	35	A	11/6
W	21	#13 Iowa	17	H	11/13
L	27	Illinois *	48	H	11/20
L	23	#5 Wisconsin	70	A	11/27
L	38	Texas Tech **	45	N	1/1

* at Wrigley Field

** TicketCity Bowl (Dallas, Texas)

2011

Record: 6-7; 3-5

Coach: Pat Fitzgerald

Captains: Jordan Mabin, Al Netter, Dan Persa, Brian Peters

W	24	Boston College	17	A	9/3
W	42	Eastern Illinois	21	H	9/10
L	14	Army	21	A	9/17
L	35	#24 Illinois	38	A	10/1
L	24	#12 Michigan	42	H	10/8
L	31	Iowa	41	A	10/15
L	24	Penn State	34	H	10/22
W	59	Indiana	38	A	10/29
W	28	#9 Nebraska	25	A	11/5
W	28	Rice	6	H	11/12
W	28	Minnesota	13	H	11/19
L	17	#10 Michigan State	31	H	11/26
L	22	Texas A&M *	33	N	12/31

* Meineke Car Care Bowl of Texas (Houston, Texas)

2012

Record: 10-3; 5-3

Coach: Pat Fitzgerald

Captains: Brian Armfelt, Kain Colter, Brian Mulroe, David Nwabuisi

W	42	Syracuse	41	A	9/1	
W	23	Vanderbilt	13	H	9/8	
W	22	Boston College	13	H	9/15	
W	38	South Dakota	7	H	9/22	
W	44	Indiana	29	H	9/29	
L	28	Penn State	39	A	10/6	
W	21	Minnesota	13	A	10/13	
L	28	Nebraska	29	H	10/20	
W	28	Iowa	17	H	10/27	
L	31	Michigan (OT)	38	A	11/10	
W	23	Michigan State	20	A	11/17	
W	50	Illinois	14	H	11/24	
#21	W	34	Mississippi State *	20	N	1/1

* TaxSlayer.com Gator Bowl (Jacksonville, Fla.)

2013

Record: 5-7; 1-7

Coach: Pat Fitzgerald

Captains: Kain Colter, Rashad Lawrence, Damien Proby, Tyler Scott, Brandon Vitabile

#22	W	44	California	30	A	8/31
#19	W	48	Syracuse	27	H	9/7
#17	W	38	Western Michigan	17	H	9/14
#18	W	35	Maine	21	H	9/21
#16	L	30	#4 Ohio State	40	H	10/5
#19	L	6	Wisconsin	35	A	10/12
	L	17	Minnesota	20	H	10/19
	L	10	Iowa (OT)	17	A	10/26
	L	24	Nebraska	27	A	11/2
	L	19	Michigan (3OT)	27	H	11/16
	L	6	#13 Michigan State	30	H	11/23
	W	37	Illinois	34	A	11/30

2014

Record: 5-7; 3-5

Coach: Pat Fitzgerald

Captains: Ibraheim Campbell, Collin Ellis, Paul Jorgensen, Trevor Siemian, Brandon Vitabile

L	24	California	31	H	8/30
L	15	Northern Illinois	23	H	9/6
W	24	Western Illinois	7	H	9/20
W	29	Penn State	6	A	9/27
W	20	#17 Wisconsin	14	H	10/4
L	24	Minnesota	17	A	10/11
L	17	#19 Nebraska	38	H	10/18
L	7	Iowa	48	A	11/1
L	9	Michigan	10	H	11/8
W	43	#15 Notre Dame (OT)	40	A	11/15
W	38	Purdue	14	A	11/22
L	33	Illinois	47	H	11/29

Northwestern's AP team rank is listed in left-hand side; opponents' AP team rank is listed to left of opponent name.

The listing of all-time football lettermen is as complete and accurate as historical records allow and includes only those players which earned a varsity letter; student-managers and trainers are not listed. The information on each student-athlete was compiled from media guides, programs, yearbooks and letterwinner records. Corrections and additions are welcomed if they can be verified. Inquiries should be directed to Northwestern Athletic Communications.

A

Aarts, Cornelius, 1938, 39, 40
 Abbatiello, Joseph A., 1957, 58, 59
 Abernathy, Frayne, 2004, 05, 06
 Acher, John, 1927
Acker, Corey, 2014
 Adamle, Michael D., 1968, 69, 70
 Adams, Dirk, 1984, 85, 86, 88
 Adams, Jarvis, 2001, 02, 03
 Adams, Mark, 1977, 78, 79, 80
 Adams, William, 1969, 71
 Adelman, Albert B., 1934, 35, 36
 Adler, Ira, 1987, 88, 89, 90
 Adler, William A.J., 1943
 Ahern, Tom, 1977, 79
 Aikens, Ashton, 2001, 02, 03, 04
 Alban, Richard H., 1949, 50, 51
 Albright, W.F., 1886
 Alexander, John P., 1977
 Allaway, Mike, 1988, 89, 90
 Allen, Clay C., 1895, 96
 Allen, Harry I., 1901, 02, 03, 04
 Alston, Allen, 1977
 Altepeter, Henry M., 1943, 44
Alviti, Matt, 2014
 Anderson, Amound, 1982
 Anderson, Bobby, 1979, 80, 81, 82
 Anderson, Damien, 1998, 99, 00, 01
 Anderson, Donald B., 1967
 Anderson, Elmer A., 1932, 33
 Anderson, Eric, 1983
 Anderson, Eric Mitchell, 1972, 73, 74
 Anderson, H. Richard, 1948, 49, 50
 Anderson, Henry J., 1927, 28, 29
 Anderson, James, 1970, 71, 72
 Anderson, Jay, 1979, 80
 Anderson, LeRoy W., 1953
 Anderson, Matt, 2001, 02
 Anderson, Randy, 1969, 70, 71
 Anderson, Verner C., 1933, 34
 Anderson, William, 1934
 Andler, Michael J., 1973, 74
 Andreotti, James P., 1957, 58, 59
 Andrews, Ned, 1887
 Andrews, William K., 1894, 95, 96, 97
 Anenen, Steven J., 1972, 73
 Angotti, Gary, 1981, 83
 Anstey, John, 1967
 App, George A., 1942, 43
 Ardrizzone, Anthony A., 1975, 76, 77
 Arena, Peter E., 1957, 58, 59
 Ariguzo, Chi Chi, 2011, 12, 13, 14
 Armstrong, Colin, 2008, 09, 10, 11
 Arnfelt, Brian, 2009, 10, 11, 12
 Arnold, David, 2008, 09, 10, 11
 Arries, Leslie G., 1915, 16, 17
 Arrington, Malcolm, 2005, 06, 07, 08
 Artabasy, Raymond J., 1934, 36
 Asad, Douglas S., 1957, 58, 59
 Asala, Russell E., 1958, 59, 60
 Ascani, Gene S., 1958, 59
 Aschenbrenner, Frank, 1946, 47, 48
 Ash, Henry S., 1910
 Ashmore, Darryl, 1987, 88, 89, 91
 Athan, Richard A., 1949, 50, 51
 Atwood, Ivan J., 1910

August, David H., 1908, 09
 Augustson, Roy, 1931, 32, 33
 Autry, Adrian, 1995, 96, 97
 Autry, Darnell, 1994, 95, 96
 Ayeni, Louis, 1999, 00, 02, 03
 Aylesworth, William W., 1893

B

Bachér, C.J., 2005, 06, 07, 08
 Baczek, Todd, 1991, 92, 93, 94
 Baer, Jeff, 1999
 Baggott, Robert C., 1946, 49, 50
 Bahoric, Dave, 1978, 79, 80, 81
 Bailey, Mark, 1975, 76, 77
 Baird, J. Arthur, 1900, 01, 02
 Bairstow, Bruce A., 1944, 45
 Backes, Jeff, 2002, 03, 04
 Baker, Frank L., 1928, 29, 30
 Baker, Hayden, 2011, 12, 13, 14
 Baker, Michael J., 1966, 67
 Baker, Ralph, 1924, 25, 26
 Balmer, Bill, 1984, 85
 Bambauer, Don, 1978, 80
 Banach, John J., 1975
 Banaszak, Chris, 1982, 83
 Banaszek, Casimir, 1964, 65, 66
 Banner, Wallace L., 1923
 Barber, Brendan, 2009, 10, 11
 Bardwell, Ron, 2005
 Barkal, Paul R., 1947
 Barnard, Chester S., 1919
 Barnard, Lester S., 1919
 Barnes, Josh, 1995, 96, 97, 98
 Barron, John R., 1945
 Bartels, Doug, 2008, 09, 10, 11
 Bartz, Clarence W., 1914
 Basanez, Brett, 2002, 03, 04, 05
 Baske, Douglas, 1973, 74
 Baskin, Donnie, 2003
 Bass, Perkins B., 1886, 87
 Bates, D'Wayne, 1995, 96, 98
 Bates, Hunter, 2009, 10, 11, 12
 Batis, Eric, 2003, 04
 Battle, Anthony, 2010, 11, 12
 Battle, Deante, 2004, 05, 06, 07
 Batzer, Steve, 1985, 87
 Baum, Michael, 1985, 86, 87, 88
 Bauman, Alfred E., 1939, 40, 41
 Baxter, Oswald T., 1929
 Beazley, David, 1993, 94, 95, 96
 Beckmann, William E., 1971
 Bedell, Guy W., 1910
 Beebe, Leslie W., 1892, 93
 Behrens, James L., 1960
 Beinor, Michael J., 1964, 65
 Belding, Joel, 2005, 06, 07, 08
 Belejack, John, 1951, 52
 Belko, Douglas P., 1972, 73, 74
 Bell, George I., 1902, 03
 Bell, Walton S., 1910
 Belzer, Charles H., 1950
 Benda, James T., 1962
 Bender, Hiram C., 1935, 36
 Bennett, Charles H., 1950, 51, 52
 Bennett, Ellery, 1982, 83, 84
 Bennett, Frank W., 1956, 57, 58
 Bennett, Sean, 1998
 Bennett, Stephen, 1944
 Bennett, Sydney C., 1916
 Bennett, William, 1992, 93, 94, 95
 Benson, George N., 1939, 40, 41
 Benson, Mark, 1989, 90, 91
 Bentley, Brendan, 1989, 90
 Bentley, Kevin, 1998, 99, 00, 01
 Benz, Alan S., 1974, 75, 76, 77
 Benz, Larry W., 1960, 61, 62
 Berg, James, 1933
 Berg, Kevin, 1977, 78, 79
 Berghern, C. Russell, 1927, 28, 29

Berkel, Dan, 1985, 86
 Beutel, Robert, 1972
 Biancamano, Bob, 1980
 Bicanich, John, 1943
 Biever, John T., 1952, 53
 Black, Campbell, 2005, 06
 Black, Ryan, 2006
 Blackmon, Harold, 1997, 98, 99, 00
 Blackwood, Howard C., 1920
 Blair, Charles S., 1902, 03, 04, 05
 Bland, Cermak, 2013, 2014
 Blazeovich, James P., 1973, 74
 Bliss, Frank, 1970, 71, 72
 Blue, Harvey L., 1967
 Blum, Morris S., 1921
 Blumberg, Abraham J., 1950
 Boardman, Philip L., 1977
 Bobbitt, Jim, 1981, 82, 83, 84
 Bobowski, Steven G., 1976, 77, 78
 Bogan, Steve, 1978, 79, 81
 Bogenrief, Ray, 2001, 02, 03
 Boger, Willett K., 1933, 36
 Bolden, Mike, 2008, 09, 10, 11
 Bonetto, Frank, 1971
 Booker, Alex, 1984
 Booth, Reuben F., 1901, 02
 Boothe, L. Dennis, 1965, 66, 67
 Boothe, Richard A., 1973, 74, 75
 Borresen, Rich, 1984, 86
 Boudreaux, Frank, 1989, 90, 91, 92
 Bouschor, Royal G., 1923
 Bovik, Ellis G., 1924, 25, 26
 Bowen, Jeffrey B., 1968
 Boyd, Frank, 1987
 Boykin, Greg, 1972, 73, 75, 76
 Boyle, Mike, 2007, 08
 Bradburn, Michael S., 1965, 66
 Bradley, Charles E., 1914
 Bradley, John R., 1968, 69
 Bradshaw, Greg, 1986, 87, 88
 Brainerd, Charles L., 1960, 61, 62
 Brandford, Darryl, 1973, 74, 75
 Brandt, John P., 1967
 Brantley, Terrence, 1973, 74, 75
 Breitbeil, Stephen W., 1976, 77, 78
 Brewer, Andrew, 2006, 08, 09
 Brewer, Frederic A., 1895, 96
 Brightmire, Willis R., 1916, 19
 Brias, John P., 1965, 66
 Brockmeier, Leon, 1998, 99, 00, 01
 Broeker, Edward J., 1954
 Broeker, John, 1987, 88, 89, 90
 Brooke, Jeffrey R., 1963, 64, 65
 Brooks, Andy, 1987, 88, 89
 Brophy, William C., 1944
 Brown, A.A., 1895, 96
 Brown, Alan, 1984, 85, 86, 87
 Brown, Charles, 2008, 09, 10, 11
 Brown, Jerry W., 1969, 70, 71
 Brown, Kelby, 1979, 80, 81
 Brown, Kevin, 1984
 Brown, Levelle, 1995, 96, 97, 98
 Brown, Marvin, 1999, 00, 01
 Brown, J. Quentin, 1999
Brown, Terrance, 2013, 14
 Browne, Jim, 1980, 81
 Browne, Vince, 2008, 09, 10, 11
 Brownley, Scott, 2004
 Broxterman, Mark, 1998
 Bruce, Fred T., 1924, 25
 Bruder, Henry G., 1929, 30
 Brumback, Willson P., 1916
 Brunner, Phil, 2006, 07, 08
 Bryan, Wayne, 1971
 Bryant, C.J., 2011, 12, 13
 Bryant, Corbin, 2007, 08, 09, 10
 Bryniarski, Michael S., 1969
Buckley, Stephen, 2013, 14
 Budzien, Jeff, 2010, 11, 12, 13
 Bucaro, Bob, 1984, 85, 86, 87
 Buchanan, Richard, 1988, 89, 90

Buck, Kevin, 1995, 96, 97, 98
 Buckley, John J., 1973
 Buckner, Jeffrey J., 1967
 Buckner, Michael M., 1963, 64, 65
 Buckner, Tobin, 1989, 90, 91, 92
 Buechel, James J., 1932
 Buffmire, Donald K., 1941, 42, 43
 Bumgarner, Marc, 1984, 85, 87
 Bunda, George J., 1963
 Burbach, Matt, 1983, 85, 86
 Burden, John, 1996, 97, 98
 Burger, Harold E., 1960
 Burke, Colby, 1991, 92
 Burke, Nick, 1940, 41, 42
 Burkett, Ben, 2008, 09, 10, 11
 Burman, George R., 1961, 62, 63
 Burnett, Vange N., 1934, 35, 36
 Burns, James J., 1964, 65
 Burns, John, 1979, 80
 Burns, Jon, 1994, 96
 Burnstein, Sidney, 1929, 30, 31
 Burrell, Aaron, 1997, 98, 99
 Burrows, Earl R., 1952
 Burson, Donald M., 1946, 47, 48, 49
 Burson, Robert C., 1950, 51, 52
 Burton, Paul, 1993, 94, 95, 96
 Burton, Ronald E., 1957, 58, 59
 Burton, Ron Jr., 1985, 86, 87
 Burton, Phil, 1992
 Burton, Steve, 1982, 83, 84
 Bush, Edward N., 1943
 Butherus, Albert, 1939, 40
 Butler, Ben, 1978, 79
 Butler, Mike, 1981
 Buzby, Ted, 1986, 87
 Byers, Fred M., 1885
 Bynum, Casey, 1997

C

Calderwood, Kevin, 1986
 Calderwood, Lowell W., 1927, 28, 29
 Callahan, Kevin J., 1976
 Callaway, David, 1979, 80, 81
 Callaway, Thomas W., 1952, 53, 54
 Callentine, D.R., 1987, 88, 89
 Calvano, Michael A., 1935, 36, 37
 Cammon, Michael, 1977, 78, 79
 Campbell, Ibrahim, 2011, 12, 13, 14
 Campbell, John, 1982
 Campbell, John L., 1961
 Campbell, Woodrow L., 1964, 65, 66
 Cannon, Joe, 2012, 14
 Canty, Mark, 1990, 93
 Caplinger, Edward, 1962
 Capstran, Chris, 1979, 80, 81
 Carle, Gerald C., 1943, 46, 47
 Carlson, Julius G., 1903, 04, 05
 Carlson, Robert C., 1941, 42
 Carney, Lester, 1989, 90
 Carney, Martin J., 1920
 Carnicom, Todd, 1977, 79
 Carollo, P.J., 2012, 13
 Carpenter, Craig, 1984
 Carpenter, Jared, 2009, 10, 11, 12
 Carpenter, Shawn, 1984, 85, 86, 87
Carr, Austin, 2014
 Carr, Clyde M., 1887
 Carstens, Charles R., 1971
 Cartaya, Vincent, 1999, 00, 01, 02
 Carter, Chance, 2011, 12, 13, 14
 Carter, Robert V., 1935
 Carver, Brett, 1978
 Castillo, Luis, 2001, 02, 03, 04
 Catlin, Franklin S., 1897, 98
 Cekan, Paul R., 1953
 Cerasani, Jon, 1999
 Cerne, Joseph, 1962, 63, 64
 Cernoch, Rudolph G., 1948, 49, 50
 Chabot, Justin, 1993, 94, 95, 96

Chaddock, D. Clifford, 1900
 Chamberlain, Wayne, 1958, 59, 60
 Chambers, Floyd A., 1939, 40, 41
 Chambers, Joseph, 1933, 34, 35
 Chandler, Nicholas G., 1952, 53
 Chandler, Russell J., 1918
 Chapin, Fred S., 1888
Chapman, Max, 2012, 13, 14
 Chapman, Pete, 1999, 2000
 Cheatham, Sam, 2005, 06
 Chochron, Nicholas R., 1949, 51
 Christensen, Jeff, 1978
 Christian, Bob, 1987, 88, 89, 90
 Christian, Tom, 1990, 91, 92
 Christmann, William F., 1924, 25
 Chrusic, Dennis M., 1964
 Cieslak, James L., 1968
 Cisek, Bo, 2009, 10, 11, 12
 Cigrand, Elroy F., 1916, 18, 19
 Citrin, Phillip M., 1952
 Clark, Colby, 2001, 02, 03, 04
 Clark, Darnell, 1991
 Clark, David W., 1964
 Clark, Frank M., 1887, 88, 89
 Clark, Littrell J., 1946
 Clark, Philip E., 1964, 65, 66
 Clark, Robert E., 1928, 29, 30
 Clark, S., 1890, 91
 Clarke, Vince, 2005
 Clawson, Charles D., 1939, 40, 41
 Clawson, Frank E., 1943, 44
 Clayton, Kenneth W., 1963
 Cleary, Dan, 1974, 75, 77
 Clelland, Lance, 1998, 99, 00, 01
 Clemons, Craig D., 1941
 Cliff, Arthur F., 1938
 Clifford, Chester C., 1885, 87
 Coates, Anthony, 1982, 83, 84, 85
 Cobb, Erryn, 2003, 04, 05, 06
 Cofield, Barry, 2002, 03, 04, 05
 Cohn, Jeff, 1979, 80
 Colberg, Harold E., 1941, 42
 Cole, Clarence M., 1924
 Cole, Henry H., 1912
 Cole, Marquice, 2002, 03, 05, 06
 Coleman, Lee, 2007, 08, 09, 10
 Coleman, Ron, 1980
 Colin, Robert N., 1926
 Collaros, Tex N., 1965
 Collier, Eric, 1994, 95, 96, 97
 Collier, Joel D., 1951, 52, 53
 Collins, Javiar, 1998, 99, 2000
 Collins, Marlon, 1988, 89, 90, 91
 Collins, Roland T., 1967, 68
 Colter, Kain, 2010, 11, 12, 13
 Colton, Chauncey, 1903, 04
 Combs, James Gerald, 1968, 69, 70
 Conan, Herman D., 1924, 25
 Concannon, Scott, 2008, 09, 10
 Congdon, Oral E., 1944
 Conner, Roger W., 1955, 56
 Conners, Richard V., 1944, 45, 46
 Conoway, Gerald, 1996, 97, 98
 Conteas, Nick C., 1937, 38, 39
 Conteh, Omar, 2005, 06, 07, 08
 Conti, Fred D., 1958
 Cook, Joseph J., 1941
 Cook, Leon S., 1940, 41
 Cooks, John, 1970, 71, 72
 Cooper, Frank L., 1907, 08
 Cornell, John J., 1966, 67, 68
 Corona, Joe, 1975, 76, 77, 78
 Cosner, John J., 1913
 Coughlin, Michael P., 1969, 70, 71
 Covington, Raheem, 1999, 00, 01, 02
 Cowel, Dale, 1970
 Cox, David M., 1960, 61
 Coyne, Dennis W., 1965, 66, 67
 Craig, Steve, 1971, 72, 73
 Crane, Frank, 1915, 17

Crawford, Richard A., 1951
 Crizevsky, Hyman, 1930, 31
 Cross, David, 1989, 90, 91, 92
 Cross, Irvin A., 1958, 59, 60
 Crowder, Jim, 1980, 81
 Cruice, Walter G., 1933, 34, 35
 Cruise, Keith, 1981, 82, 83, 84
 Crum, Adam, 2005, 06, 07
 Crum, Earl E., 1944
 Crum, Gary L., 1962, 63
 Cruse, Milton, 1912, 13
 Culbertson, John S., 1908
 Culver, Alvin H., 1892, 93
 Cummings, Tim, 1982, 83, 84, 85
 Cummings-John, Shegun, 1998, 99, 00
 Cunningham, Barclay W., 1912
 Cunningham, Jason, 1989, 90, 91, 92
 Cureau, Armand, 1948
 Curry, Larry, 1992, 93, 94, 95
 Curtis, Nicholas T., 1976
 Custer, Jeff, 1985
 Custis, Davon, 2010, 11, 12
 Custis, Paul, 1971, 73
 Cutler, A., 1897
 Cutlich, Nicholas P., 1937, 38, 39
 Cvercko, Andrew B., 1956, 57, 58
 Cvercko, John, 1960, 62, 63
 Cyranoski, David L., 1962, 63, 64

D

Dahl, Ray O., 1920, 21, 22
 Dahlkamp, Fred B., 1939
 Daigneau, Maurie E., 1969, 70, 71
 Dailey, Casey, 1994, 95, 96, 97
 Daley, John F., 1919
 Daley, Kyle, 2007, 08
 Dallstream, David, 1982
 Daly, Charles, 1900, 01, 02
 Daly, Charles, 1925
 Daly, Robert L., 1937, 38, 39
 D'Ambrisi, Jim, 1976
 Damm, David A., 1960, 61
 Damminga, Gregg, 1982, 83
 Damore, John L., 1951, 52, 53, 54
 D'Angelo, Mike, 1974
 Daniel, Benjamin W., 1948, 49, 50
 Daniels, Harold M., 1967, 68, 69
 Danielson, Matt, 2000
 Darraugh, Mike, 1973, 74
 Dart, Justin W., 1926, 27, 28
 Dart, Rich, 1974
 Dau, James E., 1963, 64
 Daugherty, Gerald, 1963
 Davenport, Stanley, 1984, 85, 86, 87
 Davidson, Frederick A., 1900, 01, 04
 Davie, Quentin, 2007, 08, 09, 10
 Davis, Guy W., 1922, 23
 Davis, Harold A., 1914
 Davis, Mike, 1996, 98
 Davis, Saunders A., 1960
 Davis, Walter L., 1972
 Davis, William H., 1904, 05
 Day, Lawrence A., 1946, 47, 48, 49
 Day, Loran A., 1947, 48, 49
 Dean, Randolph H., 1974, 75, 76
 Dean, Richard H., 1967, 68
 Dean, Rob, 1974, 75, 76
 Deason, Charles, 1918
 Deasy, Robert E., 1958
 DeCorrevont, William J., 1939, 40, 41
 Deegan, William J., 1960
 DeGolyer, Laurence, 1891
 Deiters, Neal, 2009, 10, 11, 12
 Delaney, Stephen H., 1953
 Dellago, Charles S., 1943
 Dembowski, Richard J., 1973, 74, 75
 Demos, Stefan, 2007, 08, 09, 10
 Demyan, Edward O., 1951, 52, 53
 Denny, Donald J., 1967, 68
 Deoduc, William, 1942
 DePauw, Francis G., 1945, 46, 47, 48
DePietro, Adam, 2013, 14
 Derring, John J., 1969, 70, 71
 Derricks, Thomas, 2001
 DeStefano, Fred W., 1923
 DeSwarte, Ralph P., 1914
 DeVry, Carl V., 1934, 35, 36
 Diaz, Ramon, 2008
Dickerson, Cameron, 2012, 13, 14
Dickerson, Garrett, 2014
 Dickey, John, 1962
 Dickie, Dean A., 1964, 65
 Dickinson, Thomas A., 1971
 Diedrick, Doug, 2012, 13, 14
 Diehl, Cleo M., 1936, 37, 38
 Dierberger, Bill, 1977
 Dietz, C.E., 1898, 99, 00, 01
 Dietz, G.O., 1897, 98, 00, 01
 DiFrancesca, Vincent, 1942, 46, 47
 Dilley, George E., 1930, 31, 32
 Dillon, Raymond E., 1960, 61
 Dinard, Mike, 2005, 06, 07, 08
 DiNardo, Jack, 2008, 09, 10, 11
 Dineff, Louis C., 1961, 62, 63
 Ding, Walter, 1985, 86, 87, 88
 Dious, Cory, 2004, 05, 06
 Dippel, William C., 1976
 Dirkes, Bob, 1984, 85, 86
 Dirks, Bret, 1987, 88
 Disper, Dirk, 1987, 88
 Ditchman, George, 1980
 Dixon, Dan, 2006, 07
 Dixon, David, 1982, 83, 84
 Dixon, Eric, 1990, 91
 Dockery, Todd, 2005, 07, 08
 Dodge, Tony, 1997
 Donaldson, Michael W., 1964, 65, 66
 Dorsey, Doug, 1978, 80
 Douglas, Jack G., 1936, 37
 Downing, Tim, 2007
 Doyle, Bob, 1970
 Doyle, Jack C., 1944
 Draga, Brad, 1990, 91, 92
 Draper, Alwin, 1970, 72
 Draznik, Bill, 1977, 78, 79, 80
 Drexler, Darren, 1993, 94, 95, 96
 Drinan, Jeffrey O., 1974
 Driscoll, Bob, 1984, 85, 86, 87
 Driscoll, John L., 1915, 16
 DuBose, KeJuan, 1995, 96, 97
 Dubsky, Edwin F., 1932
 Dudzinski, Dave, 1983, 84, 85
 Due, Lou, 1976
 Duffill, John W., 1952
 Dugar, Demetrius, 2009, 10, 11, 12
 Duhart, Frederick R., 1954
 Dunbar, Ronald W., 1954
 Duncan, Curtis, 1984, 85, 86
 Duncan, Scott, 1976, 77, 79
 Dunlea, James M., 1978
 Dunsmore, Drake, 2007, 09, 10, 11
 Dupper, Torin, 2011
 Durham, James O., 1941
 Durr, Pat, 1999, 00, 01, 03
 Dustin, Jack A., 1969, 70, 71
 Duval, Hugh C., 1933, 34, 35
 Duvic, John, 1983, 84, 85, 86
 Dwyer, Stanley T., 1954, 55
 Dybas, David M., 1971, 72
 Dyer, Harold E., 1950, 51
 Dyra, Jeff, 1997, 98, 99
 Dyson, Lewis E., 1894
 Dzierwa, Matt, 1988, 89, 90, 92

E

Eaton, David, 1988, 89, 90

Eaton, Demetrius, 2004, 05, 06
 Ebert, Jeremy, 2008, 09, 10, 11
 Ebner, Stewart, 1974, 75
 Eby, Thomas R., 1936, 37, 38
 Eby, Thomas R., Jr., 1968
 Echols, Fate L., 1959, 60, 61
 Edgren, Reuben H., 1918
 Edwards, Ricky, 1980, 81, 82, 83
 Eek, Lauris M., 1915
 Egbert, Theodore B., 1928, 29, 30
 Eggemeyer, John M., 1966, 67
 Eggers, Richard R., 1943, 46, 47, 48
 Eggley, George, 1899
 Ehle, Lewis C., 1891
 Eickhoff, Robert E., 1959, 60, 61
 Ekl, Terry A., 1968, 69
 Eldridge, John W., 1955, 56
 Eller, Regis, 1999
 Ellingwood, Lloyd, 1916, 17, 19
 Elliott, Arthur J., 1898, 99, 00, 01
 Ellis, Collin, 2011, 12, 13, 14
 Ellis, John H., 1914
 Ellis, John L., 1954, 55, 56
 Ellis, Ronald M., 1971
 Elrod, Richard J., 1952
 Elsen, Corbett, 1999
 Emmerich, Conrad, 1997, 98, 99, 00
 Emmerich, Richard J., 1966, 67, 68
 Emmons, Mike, 1988
 Engebretsen, Paul, 1929, 30, 31
 Epich, Tom, 1980, 81
 Erdlitz, Richard A., 1940, 41
 Erdman, Pat, 1980
 Erickson, Milton L., 1927, 28, 29
 Erickson, Neil E., 1955
 Erickson, Richard, 1933
 Erickson, Richard B., 1955
 Erlandson, Phillip F., 1930
 Erwine, Samuel D., 1910
 Erwine, Wright H., 1920, 21
 Eshun, Mike, 2012, 13
 Essex, Trai, 2001, 02, 03, 04
 Ethington, Claire E., 1969
 Ethington, Steven C., 1970
 Evans, Brandon, 2000, 01
 Evans, James R., 1929, 30, 31
 Evans, Quinn, 2012
 Evans, Raymond A., 1950, 51
 Everist, Ralph P., 1945, 46, 47
 Ewing, Joseph S., 1920, 21
 Eylar, Ralph W., 1929, 30, 31

F

Farman, David, 2000, 01
 Farrar, James H., 1945, 47, 48
 Farrell, Donald L., 1946, 47
 Faunce, Albert R., 1959, 60
 Fawcett, M.E., 1886
 Fay, Adam, 1998, 00, 01
 Feaster, Ed, 1989
 Feist, Francis A., 1963
 Felton, Ray N., 1971, 72, 73
 Fencel, Richard J., 1930, 31, 32
 Fiedler, Mike, 1977, 78, 79
 Fields, Arby, 2009, 10
 Fields, Demetrius, 2009, 10, 11, 12
 Field, Richard A., 1967, 68
 Fields, Jonathan, 2004, 05
 Finn, John, 1978, 79, 80
 Fischer, Carlton R., 1964
 Fischer, Greg, 1988, 89, 90, 91
 Fish, Cameron, 1912
 Fisher, Carl, 2007, 08, 09
 Fisher, Lyle H., 1932
 Fisher, Waldo A., 1925, 26, 27
 Fisher, Winfield S., 1944
 Fitz, David A., 1966
 Fitzgerald, Pat, 1993, 94, 95, 96

Fitzpatrick, Chris, 2013, 14

Flaherty, Tom, 1982, 83, 84, 85
 Flaherty, Steve, 2009, 10, 11, 12
 Flatley, Paul R., 1960, 61, 62
 Fleager, Harry A., 1900, 01, 02, 03
 Fleming, Davion, 2010, 11, 12, 13
 Flesher, Bill, 1986, 87
 Flesher, Rial, 1972
 Fletcher, Abbott L., 1910, 11
 Flora, Michael W., 1966
 Flowers, Richard R., 1948, 49, 50
 Fogarty, Clifford T., 1930
 Ford, James S., 1924, 26
 Ford, Jim, 1977, 78, 79, 80
 Ford, William W., 1947, 48, 49
 Fordenwalt, Matt, 1998
 Forman, Craig, 1987, 88, 89, 90
 Forman, William W., 1948, 49
 Forsthofer, Raymond, 1967, 68, 69
 Foskett, James J., 1973, 74, 76
 Fossier, Kenneth W., 1930, 31
 Foster, John N., 1954, 55
 Foster, Ronnie, 2000, 01, 02
 Fowler, Willmer, 1956, 57, 58
 Fox, Bertrand, 1927, 28
 Fox, Stephen S., 1926
 Franck, Harry J., 1942, 43
 Frank, Lyall L., 1951
 Franklin, Ernest, 1974, 76
 Franks, Lawrence J., 1964

Frazier, Matt, 2012, 13, 14

Frederick, Robert M., 1957
 Frederickson, Wayne, 1973, 74, 75
 Freeman, Jeff, 1986, 87
 Friedrich, Ryan, 1997, 98
 Freveletti, Dan, 1988, 89, 90, 91
 Frickey, Herman, 1943
 Froberg, Milward F., 1931, 32
 Frymire, Kevin, 2007, 08, 09
 Fuller, Leon E., 1933, 35, 36
 Fuller, Michael E., 1973, 74
 Fulton, Ric, 1980
 Funderburg, R. Robert, 1943, 44
 Furlong, James, 1940

G

Galler, William J., 1968, 69
 Gardner, Barry, 1995, 96, 97, 98
 Gargas, Chester, 1936
 Garner, Ty, 1997, 98
 Garretson, Thomas P., 1965, 66, 67
 Gary, Paul R., 1969, 70, 71
 Gatch, Earl, 1990, 91
 Gates, J.N., 1894, 95, 96
 Gates, Lawrence K., 1965, 66
 Gatewood, Jankeith, 1981, 82, 84
 Gavin, Jack, 1975, 77
 Geegan, Bill, 1974, 76
 Geegan, Patrick M., 1976, 77, 78
 Geiss, Bruce A., 1969
 Geister, Walter W., 1964, 65, 66
 Genovese, Frank W., 1942
 Gent, John M., 1941, 42, 43
 Gerber, Bill, 1980
 Germany, Rudy, 1982, 83, 84, 85
 Gesler, Wendell, 1916, 17
 Gethman, Walter, 1909, 10
 Geyer, Donald W., 1934, 35, 36
Gibson, Deonte, 2012, 13, 14
 Gibson, DeWitt C., 1934, 35, 36
 Gibson, George B., 1919
 Gibson, Ralph S., 1910
 Gibson, Robert W., 1966
 Gilbreth, John P., 1905
 Gildner, Bill, 1978, 80, 81
 Gill, John, 2005, 06, 07, 08
 Gilmore, Harold, 1977
 Gilmore, John E., 1945
 Giometti, Mike, 1994, 95

Girkins, Kim, 1973, 75
 Gissendaner, Lee, 1990, 91, 92, 93
 Glanton, Robert, 1993
 Glantz, David M., 1971, 72
 Glass, Peter B., 1967
 Glassman, Wayne O., 1953, 54, 55
 Glosniak, Richard C., 1968
 Gloss, David H., 1885
 Gloss, Samuel D., 1894, 95
 Gnos, Graham, 1995, 96
 Godina, Gary R., 1969, 70, 71
 Golan, Frederick J., 1944
 Golan, Leonard W., 1942, 43
 Golarz, Mike, 1989, 90, 91
 Golarz, Scott, 1989, 90, 91, 92
 Goldak, John C., 1937, 38, 39
 Gondek, Anthony G., 1954, 56, 57
 Gonya, Robert, 1929, 30, 32
 Gonya, Victor, 1934
 Goodlow, Roderick, 2009, 11, 12
 Gooch, Tyrone, 1997, 98, 99
 Gordon, Virgil, 1919
 Gorski, Stanley A., 1945, 46, 47
 Gorz, Len, 1975, 77
 Goshgarian, Gerard M., 1960, 61, 62
 Gossage, Ezra Gene, 1957, 58, 59
 Gottschalk, Jerome A., 1932
 Govine, Jasen, 1992
 Gowins, Brian, 1995, 96, 97, 98
 Godone, Chris, 2013, 14
 Graf, William A., 1957
 Graham, Alva W., 1923
 Graham, Otto E., 1941, 42, 43
 Graham, Richey V., 1947
 Graham, Shane, 1992, 93, 94, 95
 Granberg, Oscar, 1905
 Grant, Keegan, 2007, 08, 09, 10
 Grassetto, D. Bligh, 1913, 14, 15
 Grausnick, Harry C.W., 1920, 21
 Gray, Rollin Lester, 1914
 Green, James A., 1934
 Green, Jason, 1990, 91, 92
 Green, Treyvon, 2011, 12, 13, 14
 Greenberg, Lester L., 1925
 Greenfield, Mike, 1984, 85, 86, 87
 Greenwald, Billy, 1990, 91, 92
 Greer, Bill, 1976, 79, 80
 Grefe, Theodore F., 1937, 38, 39
 Gregg, Clint, 1986
 Gregory, Kenny, 1980, 83
 Gregus, Jake, 2010, 11
 Grelle, Curt, 1977, 78, 79
 Gresens, Herbert A., 1950
 Grier, James P., 1919
 Griffin, William J., 1928, 29, 30
 Griffith, Frank W., 1892, 93, 94
 Griffith, Paul R., 1925, 26
 Grimes, Onaje, 2000, 01, 02
 Griswold, Bob, 1986, 87, 88, 89
 Groves, Roosevelt, 1979, 80, 82
 Gruhn, Oscar L., 1911, 12, 13
 Guendling, Mike, 1980, 81, 82, 83
 Guess, Lawrence, 1993
 Gunstra, Bruce A., 1965, 66, 67
 Guritz, Donald A., 1937, 38, 39
 Gustafson, Victor, 1925, 26, 27

H

Haas, John V., 1927, 28, 29
 Haffner, Donald G., 1952, 53
 Hagmann, Charles, 1945, 47, 48, 50
 Hahn, Adam, 2006, 07, 08, 09
 Hahn, Michael, 1967
 Hahnenstein, Oliver E., 1938, 39, 40
 Hails, Robert F., 1930
 Hajek, Charles J., 1933
 Halenkamp, G. Laurence, 1943
 Hall, Carl B., 1931
 Hall, Jimmy, 2011, 12, 13, 14

Hall, Joel A., 1968, 69, 70
 Hall, V.J., 1894
 Hallstrand, David E., 1967, 68
 Haman, John A., 1937, 38, 39
 Hamdorf, Chris, 1996, 97
 Hamill, Harry, 1885
 Hamilton, Rubey J., 1905, 08
 Hamlett, Gerard, 2005
 Hampton, Robert L., 1963, 65, 66
Hampton, Will, 2010, 11, 12, 13
 Hanley, Leland F., 1928, 29, 30
 Hanns, William H., 1905
 Hanrahan, Tim, 2012, 13, 14
 Hansen, Charles A., 1961
 Hansen, Frank N., 1952, 54
 Hansen, Westi A., 1945
 Hanson, Henry, 1898, 99, 1900, 01
 Harding, Jim, 1984
 Harker, John R., 1943, 44
 Harlow, Mark, 1974, 75, 76
 Harnedy, Jack, 1997, 98, 99, 2000
 Harouvis, George, 1986, 87
 Harping, Brian, 1994, 95
 Harrell, Terry, 1979, 80
 Harrington, J. Patrick, 1968, 69
 Harris, R. Alfred, 1888, 89

Harris, Matthew, 2013, 14

Harris, Napoleon, 1998, 99, 00, 01
 Harris, Stephen B., 1971, 72, 73
 Hart, Tobias V., 1899
 Hartl, Matt, 1995, 97, 98
 Harvey, Jon, 1982, 83
 Haskin, Warren C., 1954
 Haskins, A.S., 1887, 88
 Hasse, Clarence C., 1940, 41, 42
 Hastings, Lowell, 1924
 Hathaway, Herman P., 1924
 Hathaway, Stanley E., 1919, 20, 21
 Haug, Ralph F., 1929, 30
 Haugsness, James R., 1963, 64, 65
 Hauser, Scott, 1991
 Havens, Jesse, 1991
 Hawkinson, Lloyd E., 1947
 Hawley, Kim, 1982
 Haynes, Donnie G., 1971, 72, 73
 Hayskar, Eino O., 1934
 Hazen, John B., 1926, 27, 28
 Heagy, Merrill A., 1940, 41
 Heap, Donald E., 1935, 36, 37
 Hecker, Fred, 1958
 Hecker, Robert L., 1969
 Hein, Herbert E., 1943
 Heinz, Bryan, 2003, 04, 05, 06
 Heitmann, Frederick W., 1937, 38
 Heitmann, Keith J., 1972
 Helding, Dave, 1986, 87
 Hellebusch, John, 1990, 91, 92, 93
 Helleman, William L., 1927
 Hemby, Wilbert J., 1969, 70, 71
 Hemmerle, Brian, 1996, 97, 98, 99
 Hemphill, Dana, 1977, 78, 79
 Henderson, Dan, 1975, 76, 77
 Henderson, Herschel, 2001, 02, 04, 05
 Henderson, William J., 1934
 Henry, Alfred, 1888
 Henry, Blake, 1998

Henry, Traveon, 2012, 13, 14

Heren, Hubert E., 1909
 Herbert, Shaun, 2003, 04, 05, 06
 Herman, Edward, 1922, 23
 Herrmann, George Tim, 1939
 Herron, Noah, 2001, 02, 03, 04
 Hershberger, William E., 1945, 46
 Herzog, Donald M., 1974, 75, 76, 77
 Heuss, John S., 1932, 33
 Hickerson, Charles, 1973
 Hickey, Dave, 1980
Hickey, Pat, 2010, 11, 12, 13
 Hiemenz, Paul, 1972, 73, 74
 Hiemenz, Paul B., 1938, 39, 40
 Hightower, Wilbur, 1912, 13, 14

Highlen, Tanner, 2008
 Higley, Robert W., 1952, 53, 54
 Hill, John, 1951
 Hill, Omar, 1983
 Hill, Robert, 1973, 74, 75
 Hill, Tim, 1978, 79
 Hiller, Jeff, 1988
 Hilston, Hubert G., 1944
 Hinton, Chris, 1979, 80, 81, 82
 Hinton, Clarence D., 1935, 36, 37
 Hirsch, Edward N., 1941, 42, 46
 Hitt, Isaac R., 1885, 86, 87
 Hittman, Jon A., 1968, 69, 70
 Hlebasko, George P., 1948, 49, 50
 Hodge, Darryl, 1997, 98, 99
 Hoerster, John E., 1968, 69, 70
 Hoffman, David, 1978, 80
 Hoffman, Gavin, 1998
 Hofmann, Steve, 1984, 85, 86, 87
 Holcomb, Stuart K. Jr., 1957, 58, 59
 Holden, Percy, 1980, 83
 Holland, Gary A., 1969
 Holland, James W., 1946, 47
 Holliday, John Francis, 1973, 74, 75
 Holloway, John, 1982
 Hollowell, Knowles B., 1924
 Holmer, Walter R., 1926, 27, 28
 Holmes, Don, 1994, 95, 97
 Holmes, Edwin, 1909
 Holmes, Roy A., 1917
 Holsen, Stan, 1988, 89, 90, 91
 Homco, Thomas, 1988, 89, 90, 91
 Hoopes, DeWitt P., 1958, 59
 Hopkins, Marion, 1894
 Horn, Brandon, 2002, 03, 04
 Horn, Edward, 1915
 Horne, Edward B., 1933, 34
 Horner, Noa W., 1968
 Horton, Chris, 2003, 04, 05
 Horton, Laurence C., 1921, 22, 23
 Horvath, Charles N., 1940
 Howard, Loren, 2002, 03, 04
 Howe, James F., 1950, 51
 Howell, H.R., 1888
 Howells, Joel, 2004, 05, 06
 Hren, Charles A., 1950, 51, 52
 Hren, Francis P., 1951, 52, 53, 54
Hruby, Tom, 2014
 Hubbard, Bruce A., 1967, 68, 69
 Huber, David F., 1967
 Hudson, Harold R., 1941, 42, 43
 Hudson, Joseph Michael, 1967, 68, 69
 Huffman, Brian, 2000, 02, 03, 04
 Hughes, Tim, 1994, 97
 Hughes, Titus, 1985
 Huizinga, Raymond W., 1950, 51, 52
 Hujik, Marc, 1981, 82, 84
 Hunt, Robert D., 1950, 51
 Hunt, William P., 1945, 46
 Hunter, Hal, 1978
 Hunter, Joseph, 1896, 97, 99, 1900
 Hunter, Malcolm, 1974, 75, 76, 77
 Hurwitz, Danny, 1982
 Huston, Robert A., 1931
 Hutchens, John C., 1933
 Hutchings, James J., 1974, 75, 76
 Hutchinson, Eric D., 1969, 70, 71
 Hysell, Theodore H., 1955

I

Iddings, Maurice H., 1914
 Ignatowicz, Mark, 1980, 81, 83
Igwebuike, Godwin, 2014
 Irving, Thomas W., 1937, 38
 Iseler, Gerald W., 1959
 Ismaeli, Hudhaifa, 1994, 95, 96
 Ison, Mark, 2008
 Israels, Lloyd I., 1951, 52, 53
 Iverson, Emil W., 1950, 51



ALL-TIME LETTERWINNERS

Ivlow, John, 1988, 89
Ivy, Andrew C., 1943
Ivy, William H., 1942, 43, 46

J

Jackson, Bobby, 1992, 93, 94
Jackson, David H., 1897
Jackson, Justin, 2014
Jackson, Ralph, 1982, 83, 84
Jacobsen, Rick, 1975
Jacobson, Roy C., 1908, 09, 10
Jagels, Frank O., 1943, 44
James, Adam, 1987
James, Dwight, 1988, 89, 90, 91
Jamsek, Bob, 1986, 87
Janus, Paul, 1994, 95, 96, 97
Jarvis, H.H., 1889
Jasinskis, Paul, 1973, 74, 75
Jauss, William C., 1951
Jecha, Ralph L., 1950, 51, 52
Jefferson, L. Bernard, 1936, 37, 38
Jenkins, Derell, 2002, 03, 04
Jenkins, Elbert J., 1904, 05
Jenkins, John F., 1919
Jenkins, Jon, 1980
Jenkins, Todd, 1980, 82, 83
Jens, Arthur M., 1931, 32, 33
Jensen, Mike, 2010, 11, 12, 13
Jerasa, Charles J., 1956, 57
Jerikian, Michael, 1959
Jeske, Chris, 2007, 08
Jeske, Francis M., 1954, 55, 56
Jeter, Charles E., 1894, 95
Jewett, G.H., 1893, 94
Jimmar, Jeff, 1991, 92
Jindrich, James J., 1932
Johnson, Alton, 1898, 99, 00, 01, 02
Johnson, Andrew N., 1910, 11, 12
Johnson, Ben, 2008, 09, 10, 11
Johnson, Carroll W., 1916
Johnson, Clarence W., 1951, 52
Johnson, Clyde W., 1897
Johnson, Cole, 2014
Johnson, Donald, 1940, 41
Johnson, Donald, 1977, 79
Johnson, Douglas M., 1909, 10
Johnson, Edward James, 1904, 05
Johnson, Edward "Teddy", 1998, 99, 00
Johnson, Frank S., 1960, 61
Johnson, Gilbert A., 1929
Johnson, Rejaie, 2005, 07, 08
Johnson, Robert W., 1924, 25, 26
Johnson, Rob, 1992, 93, 94, 95
Johnson, Rob, 1998, 99
Johnson, Samuel, 1956, 57, 58
Johnson, William, 1922, 23
Johnsos, Luke A., 1926, 27
Johnston, Mark R., 1957, 58, 59
Johnston, Thomas R., 1908
Jolas, Paul, 1982
Jones, Anwawn, 1996, 97
Jones, Braden, 2002, 03
Jones, Charles, 1991
Jones, Christian, 2011, 12, 13
Jones, Conrad, 1989, 91, 92, 93
Jones, Daniel, 2011, 12, 13
Jones, George, 1985, 86, 87
Jones, Joseph, 2013, 14
Jones, Malin, 2013
Jones, Mycal, 1997, 98, 99
Jones, Ralph O., 1955
Jones, Shannon, 1997
Jones, Taylor, 2004
Jones, Tonjua, 2004, 05, 06, 07
Jones, Tony, 2010, 12, 13, 14
Jones, Tyriss, 2009, 11, 12
Jones, Walter D., 1950, 51, 52
Joplin, Cameron, 2008, 09

Jordan, Andrew H., 1934
Jordan, Robert E., 1915
Jordan, Roger, 2000, 01, 02, 03
Jordan, Terrell, 2002, 03, 06
Jorgensen, Paul, 2011, 12, 13, 14
Justak, Eugene J., 1944
Justak, Raymond J., 1943, 44

K

Kachaturoff, Dan T., 1951, 53
Kadela, Adam, 2003, 05, 06, 07
Kafir, Henry H., 1902, 03, 04
Kafka, Mike, 2006, 07, 08, 09
Kaiser, David A., 1960
Kaiser, Steve, 1981, 82, 83
Kallas, Dino, 1991
Kaminski, Michael S., 1970
Kane, Corky, 1988
Kanyer, David F., 1947
Kapplerman, Edward, 1892
Kapter, Alex J., 1941, 42, 43
Kardos, Brian, 1993, 95, 96
Karlstad, Warren C., 1940, 41, 42
Karras, Ted, 1983, 84, 85, 86
Karras, Tony, 1985, 86, 87
Karsten, Adrian, 1979, 80
Karsten, Arnold M., 1926, 27
Karstens, Jim, 1980, 82
Kasprzycki, Wally, 1976, 78, 79
Kaukialo, Tom, 1984, 85, 86, 87
Kawal, Albert P., 1932, 33, 34
Kean, Dudley B., 1941, 42, 43
Keane, John, 1972
Keddie, Burton G., 1948, 49, 50
Keefe, Patrick J., 1946, 47, 48, 49
Keeley, Donald P., 1964
Keenan, Ryan, 2003, 04, 05, 06
Kelley, Albert J., 1922, 23, 24
Kelley, Andrew M., 1953
Kelley, Charles, 1922, 23
Kelley, Walter J., 1889
Kelly, Charles A., 1891
Kelly, Kip, 1989, 90
Kelly, Robert E., 1955
Kemp, Ted, 1945
Kendall, Robert R., 1890, 91
Kendzicky, Mike, 1975, 76, 77, 78
Kennedy, Ben, 2000, 01
Kennedy, Keegan, 2005, 06, 07, 08
Kennicott, Ransom, 1888, 89, 90, 91, 92
Kent, Harry J., 1927, 28
Kenyon, Kevin, 1977, 78, 79
Kepford, Ira C., 1939, 40, 41
Keporos, George J., 1969, 70, 71
Kern, Chuck, 1977, 78, 79, 80
Kerrigan, Mike, 1979, 80, 81
Kershaw, Patrick J., 1970, 71
Key, Stan, 1971, 72
Kidd, John, 1980, 81, 82, 83
Kidder, Mike, 1982, 84
Kiefer, Paul F., 1940, 41
Kimbrough, Albert L., 1958, 60, 61
Kimbrough, Elbert L., 1958, 59, 60
Kinder, Clifton, 1930, 32
King, Austin, 1999, 00, 01, 02
King, Ernest, 1983, 84
King, George R., 1951
King, Robert J., 1953, 54
Kittleman, Charles W., 1908
Klamm, Edward R., 1936
Klarr, Dean F., 1929
Kloote, James W., 1940
Kloote, John, 1940
Kluever, Gary H., 1955
Knafelc, Guy, 1975, 76, 77, 78
Knauer, Bernard, 1947, 48
Knowles, James L., 1958, 59, 60
Koehler, Robert A.C., 1916, 17, 19
Koehn, Mark, 2005, 06, 07

Koenings, Tony, 1970
Koester, Dean, 1982, 83, 84
Kolar, Josh, 1996, 97
Konopka, Jack, 2011, 12, 13, 14
Konopka, Pete, 1998, 99, 2000
Kopecky, Irwin F., 1933
Koranda, Allen H., 1965, 66
Kornegay, Bill, 1982
Koscinski, Leo J., 1935
Kosmowski, Eron, 1999
Kostbade, Howard W., 1931, 32, 33
Kovatch, John P., 1935, 36, 37
Koziel, Bill, 1991, 93, 94
Kraft, Walter W., 1911, 12, 13
Kragseth, Norman H., 1950, 51, 52
Kranz, Michael T., 1977, 78
Krebs, Kevin, 1989, 90, 91
Krehbiel, Todd, 1985, 86
Kreider, Jack, 1980, 81
Kreinbrink, Nick, 1999
Kroeger, John F., 1943, 44
Krueger, Clarence F., 1953, 55
Kruger, Donald A., 1939, 40, 41
Krumtinger, Mark, 1973
Kuceyeski, Randal, 1973, 74, 75
Kuceyeski, Ronald, 1974, 75
Kuehl, William B., 1950, 51, 52
Kuhar, Greg, 2013, 14
Kuiper, Arthur, 1925, 26
Kurzwski, James, 2009, 10
Kurzwski, Richard J., 1966, 67, 68
Kustok, Zak, 1999, 00, 01
Kwateng, Prince, 2005, 06, 07, 08

L

LaBelle, Bryan, 1995, 96, 97, 98
Lake, John M., 1957
Lambe, Edward J., 1966
Lamke, Earl J., 1910
Lamke, Raymond C., 1910, 11, 12
Lancaster, Tyler, 2014
Lane, Edwin W., 1919, 20
Lane, Frank H., 1890, 91, 94
Lane, Ray A., 1951
Lane, Ross, 2005, 06, 07, 08
Lang, Marcus, 1985, 86, 87, 88
Langenstein, Chester G., 1919
Lapadula, Mark, 1999
Larscheid, Slade, 2003, 05, 06
LaRoque, Joseph E., 1930, 32
Larson, Greg M., 1971
Lasater, Robert L., 1919, 20
Laser, Donald A., 1945
Lash, James V., 1970, 71, 72
Laskay, Joseph L., 1937, 38, 39
Laskowski, Raymond, 1966
Lauder, Ray S., 1923
Lauter, Robert W., 1951, 52, 53, 54
Lauver, Laurence, 1933
Lawler, Hiram F., 1898, 99
Lawrence, Kevin, 1999, 00, 01, 02
Lawrence, Rashad, 2010, 11, 12, 13
Lawrence, Tim, 1977, 78, 79
Laws, Charles E., 1955
Lawson, Frank, 1944
Lawton, Richard S., 1961, 62, 63
Leach, Felix H., 1930
Leahy, Brian, 1991, 92, 93
Leary, Faraji, 1995, 96, 97
Lecture, James W., 1945
Leeder, Chris, 1996, 97
Leeper, Harry W., 1932, 33, 34
Leicher, Richard A., 1944
Leissoo, Hans, 1967, 68
Leming, Roy E., 1930
Lenhardt, William C., 1932, 33
Lentvorsky, Francis A., 1955
Leonard, Phil, 1981, 82, 83, 84
Letts, Preston, 1997, 98

Levings, Frank M., 1896, 97
Levison, George, 1926, 27, 28
Lewis, J.H., 1891
Lewis, Loren L., 1925, 26, 27
Lewis, Mike, 1984
Lewis, Wilton M., 1928, 30, 31
Ley, Mike, 1978
Lezi, Gilles, 2000, 03
Libberton, Raymond C., 1893, 97, 98
Liddell, James W., 1939
Lightfoot, Vernon F., 1944
Lilja, Larry, 1972, 73, 74
Lilja, Scott, 2008
Lilly, Chad, 1994
Lind, Albert E., 1933, 34, 35
Lind, Frederick A., 1932, 34
Lindborg, Oliver J., 1955
Lindsey, Willie, 1990, 91, 92
Linn, Earl, 1911
Lis, Thomas A., 1969
Liscow, Andy, 1976
Liszka, Walter J., 1966
Little, Harry, 1898, 99
Little, Neil, 1973, 74, 75, 76
Lizak, Matt, 1978
Lofton, Undra, 1983
Logan, Charles R., 1961, 62, 63
Lohbauer, John E., 1954, 55, 56
Lokanc, Joseph A., 1938, 39, 40
Long, Tim, 1999, 2000
Long, Warren, 2013, 14
Longfellow, Henry W., 1933, 34, 35
Loukas, Angelo G., 1966, 67, 68
Lowe, Mike, 1988, 89, 89
Lowry, Dean, 2012, 13, 14
Lowry, Timothy G., 1923, 24, 25
Lozowski, Keith, 1994, 95, 96, 97
Lucier, Wayne, 1998, 99
Lundergreen, Kurt, 1987, 88
Lutostanski, Frank M., 1971, 73
Lutz, James J., 1958, 59, 60
Lutzen, Greg, 2002, 03
Luxenburg, Evan, 2009, 10
Luxton, Kenneth, 1967, 68, 69
Lynch, Martin J., 1916, 17, 19
Lyons, Bernard E., 1954
Lyons, Dennis, 1970

M

Mabin, Jordan, 2008, 09, 10, 11
MacChesney, William, 1898, 99, 00
Machalski, Richard J.W., 1960, 61, 62
Mackall, Robert W., 1961, 63
MacKenzie, Jack A., 1945, 46
MacRae, Donald M., 1949, 50, 51
Maddock, George H., 1947, 48
Madsen, Erwin, 1938, 39, 40
Mafuli, Niko, 2008, 09, 10, 11
Magnuson, Glenn, 1920, 21, 23
Maher, Jeff, 1983
Mahoney, Connor, 2013, 14
Malec, Frank G., 1974, 75, 76, 77
Malleo, Chris, 2004, 05, 06, 07
Malloy, Walter A., 1936
Maly, Paul J., 1973, 75, 76, 77
Mandler, Guy W., 1973
Manley, John A., 1908, 09, 10
Mansfield, Sean, 2002, 05
Manske, Edgar, 1931, 32, 33
Maris, Glenn, 1910
Mark, Venric, 2010, 11, 12
Markshaussen, Zeke, 2007, 08, 09
Maroney, Charles E., 1933, 34
Marquardt, George W., 1914
Marquardt, Reuben A., 1917
Marsh, Jesse I., 1908, 09
Marshall, Brian, 1997, 98, 99
Martin, Chasda, 2000
Martin, Chris, 1992, 93, 94, 95

Martin, Doug, 1988
 Martin, Paul S., 1977
 Martin, Robert, 1948
 Martin, William M., 1930
 Martinek, Richard G., 1967
 Martinez, Derek, 2000, 01, 02
 Marvil, J. Dallas, 1929, 30, 31
 Mason, Robert H., 1972, 73, 74
 Massie, Donald W., 1928
 Matejka, Carl, 2000, 01, 02
 Mathews, Frank E., 1923, 24, 25
 Mattes, Kurt, 2007, 08, 09
 Matthews, Austin, 2005, 06
 Matthews, Jeravin, 2008, 09, 10, 11
 Maul, Tom, 1980, 81
 Maulding, Ron, 1988, 89, 90
 Mauro, Joe, 2009
 Maycan, James M., 1977
 Mayer, Jonas, 1916
 McAuliffe, Michael J., 1952
 McBride, Don, 1974
 McCaffrey, Jim, 1998
 McCambridge, John R., 1965, 66
 McCann, Bill, 1991
 McCann, George C., 1903
 McCarthy, Paul, 1990, 91
 McCauley, Richard, 1962, 63, 64
 McClellan, Randy, 1986, 87, 88, 89
 McClendon, Ken, 1982
 McClish, Todd, 1989
 McClusky, Frank, 1892, 95, 96, 98
 McCormick, Thomas J., 1950, 51, 52
 McCosh, MacEmerson, 1911, 13
 McCoy, Pat, 1984
 McCreery, David, 1973
 McCreight, Thomas J., 1970, 71
 McCrimmon, Rod, 1986, 87, 88
 McCurdy, Russell, 1915
 McDonald, Paul, 1930, 31, 32
 McElwain, William T., 1921, 22, 23
 McEvilly, Sean, 2011, 12, 13
 McGann, Martin K., 1970, 71, 72
 McGarigle, Tim, 2002, 03, 04, 05
 McGee, Mike, 1978
 McGill, Steve, 1981
 McGlade, Tom, 1977, 78, 79
 McGrew, Mike, 1993, 94, 95, 96
 McGurn, George E., 1937, 38, 39
McHugh, Mike, 2013, 14
 McKay, George R., 1952
 McKean, Kenneth, 1924
 McKeiver, Robert P., 1953, 56, 57
 McKelvey, Robert K., 1964, 65, 66
 McKiernan, Mike, 1973, 75
 McKinley, Robert B., 1945, 46
 McLaughlin, Bill, 1986, 88
 McLaughlin, Eugene D., 1917, 18
 McManis, Sherrick, 2006, 07, 08, 09
 McNamara, Pat, 1971, 72, 73, 74
 McNamara, Paul E., 1940, 41
 McNaul, Bryce, 2008, 09, 10, 11
 McNutt, Lynne W., 1942, 43
 McPheeters, Herman O., 1912
 McPherrin, Howard, 1905
 McPherrin, William L., 1910, 11
 McPherson, Reggie, 2004, 05, 06, 07
McShepard, Marcus, 2014
 McWilliams, Charles D., 1890
 Meeder, Robert S., 1949, 50
 Meenan, Kenneth, 1931
 Mellin, Henry E., 1930, 31
 Melvin, Boyd C., 1959, 60, 61
 Melzer, William C., 1966, 67
 Merenkov, Dave, 1989, 90
Mertz, Shane, 2013, 14
 Mesec, Murray, 1936, 38, 39
 Meskill, Mike, 1984
 Method, Harold L., 1937, 38, 39
 Meulendyke, James E., 1944
 Meyer, Richard L., 1951, 52, 53, 54
 Michel, Kirk W., 1976

Middlekauff, Oscar, 1885, 86, 87
 Middlekauff, Samuel, 1885, 86
 Mied, Ronald A., 1965, 67
 Mikkelsen, Harold M., 1922
 Milam, David L., 1963, 64, 65
 Miller, Bernard H., 1919
 Miller, Gene, 1948, 49, 50
 Miller, Ian, 1998, 99
 Miller, Jim, 1975, 77, 79
 Miller, John H., 1948, 49, 50
 Miller, Phil, 1997, 99
 Miller, Raymond E., 1945, 47
 Mills, Dwight M., 1922
 Mims, Kevin, 2005, 06, 07, 08
 Minko, Kurt, 1988, 89
 Mirkopoulos, Nicholas, 1975, 76, 77, 78
 Mishler, Dave, 1977, 78, 79, 80
 Mishler, James L., 1975
 Mishler, Lawrence E., 1971, 72
 Mishler, Robert A., 1969, 70, 71
 Missouri, Dwayne, 1998, 99, 00
 Mitchell, Brendan, 2006, 07, 08, 09
Mitchell, Jack, 2014
 Mitchell, Kevin, 2007, 08, 09
 Mize, Dale, 1973
 Mitidiero, Dave, 1990
 Mnichowicz, Donald A., 1958, 59, 60
 Mobley, Ben, 1991
Mogus, Geoff, 2012, 13, 14
 Mole, William S., 1934
 Mondala, Stanley J., 1933
 Moor, Stephen L., 1973, 74, 75
 Moore, Albert B., 1929, 30, 31
 Moore, C.E., 1891
 Moore, Jim, 1972
 Moore, Richard, 1979, 80, 81
 Morgan, Darin, 1981, 82, 83, 84
 Morkin, Michael C., 1969, 70, 71
 Morman, Robert F., 1953, 54, 55
 Morris, Chip, 1988, 89, 90, 91
 Morris, Luther, 1991, 92, 93, 94
 Morris, Max, 1944, 45
 Morrison, Tucker, 1995, 96
 Morse, Albert G., 1897
 Morse, Charles, 1885
 Mortenson, Lawrence J., 1911, 13
 Morton, Joe, 1982, 83
 Morton, Rashad, 1997, 98, 99, 00
 Mosby, Paul, 1981, 83
 Moser, Richard L., 1956, 57
 Motl, Robert J., 1940, 41, 42
 Moulding, Thomas C., 1888, 89, 90
 Moulton, Drew, 2010, 11, 12
 Moyer, Alex, 1981, 82, 83, 84
 Moyers, George W., 1954
 Mrozek, Donald L., 1968
 Mueller, Ewald E., 1916
 Mulder, Lenard, 1916, 17, 18
 Mullins, Anthony F., 1967, 68, 69
 Mulnix, Russell, 1918
 Mulroe, Brian, 2009, 10, 11, 12
 Mundy, Gene G., 1940, 41
 Murakowski, Arthur, 1946, 47, 48, 49
 Murauskis, Jim, 1982, 83
 Murnighan, Hugh D., 1933, 34
 Murphey, James M., 1944, 45
 Murphy, Francis P., 1969
 Murphy, Roger T., 1966
 Murphy, Steven W., 1962, 63, 64
 Murray, Benjamin, 1894
 Musso, Brian, 1994, 95, 96, 97
 Musso, Scott, 1997
 Muth, Michael D., 1964
 Myers, Rich, 1984, 85, 86, 87
 Myers, Thomas W., 1962, 63, 64

N

Nagel, Aaron, 2010
 Nagel, Brett, 2009, 10, 11

Napolski, Bernard T., 1955, 56, 57
 Natzke, Chris, 1981, 82, 83, 84
 Nauman, Michael C., 1971
 Ndukwe, Ikechuku, 2003, 04
 Neely, David L., 1957, 58
 Neely, Richard L., 1961
 Nelson, Mike Jr., 1995, 96, 97, 98
 Nelson, Robert L., 1948, 49
 Nemeth, Edward L., 1946, 47, 48, 49
 Netter, Al, 2008, 09, 10, 11
 Neustedter, Tom, 1982, 83
 Nevels, Orville, 1983
 New, Pat, 1987, 88, 89, 90
 Newell, Daryl, 1982, 83, 84, 85
 Newhouse, Butch, 1989
 Newton, John, 1990, 92, 93
 Ngene, David, 2004, 05, 06, 07
 Nichols, Richard A., 1958, 60
 Nicklas, Tom, 1983, 84, 86
 Niepokoj, Sigmund, 1952, 53, 54
Niswander, Hunter, 2014
 Nollman, Jay A., 1965
 Norenberg, Merlin R., 1963, 64
 Norman, Frederick I., 1915, 16
North, Brad, 2014
 North, Tom, 1978, 79, 80
 Norton, Patrick, 1990, 91, 92
 Nosal, Fred D., 1953, 54, 55
 Nowicki, Robert L., 1948, 49, 50
 Noyes, Paul, 1888, 89, 92, 93
 Nuffer, Brian, 1985, 86
 Nunamaker, Thomas J., 1965
 Nunn, Harold D., 1930
 Nussbaum, James, 2008, 09
 Nwabuisi, David, 2009, 10, 11, 12

O

Oates, James F., 1892
 Oberdorf, Gerald L., 1964, 65
 Oberne, John, 1892, 93, 94
 Obrecht, David J., 1960
 O'Brien, Emmet P., 1950, 51, 52
 O'Brien, Tim, 1988, 89
Odell, Tommy, 2014
Odenigbo, Ifeadi, 2013, 14
 O'Dwyer, Matt, 1991, 92, 93, 94
 Oettinger, Thomas W., 1976
 Ogden, Garry, 1974, 75, 76
 Ogilvie, Blaine A., 1975, 76, 77, 78
 O'Grady, Thomas J., 1961, 63
 Ohland, William R., 1941, 42, 46
 Oldach, Raymond F., 1946
 O'Leary, John C., 1938
 Oliphant, James S., 1966
 Oliphant, Laurence E., 1928, 29, 30
Oliver, Zack, 2012, 13, 14
Olson, Eric, 2013, 14
 Olson, Oliver M., 1931, 32, 33
 Olson, Richard J., 1962, 64
 Olson, Robert H., 1966, 67, 68
 O'Malley, James, 1944
 O'Mara, James M., 1930
Omilian, Arthur, 2012, 13, 14
 Onesti, Lawrence J., 1959, 60, 61
 Oredugba, David, 2005, 06, 07, 08
 Osborne, Torrio, 1987
 Ostrowski, Steve, 1990, 91, 92, 93
 Otterbacher, Robert E., 1964, 65, 66
 Owen, Carl E., 1926
 Owens, Anderson J., 1971, 72

P

Pace, John Henry, 2008, 09, 10
 Paddock, Louis, 1901
 Padgett, Ryan, 1992, 93, 94, 95
 Page, Manley A., 1920
 Pagnucco, Chris J., 1977

Palmer, Charles W., 1920, 21, 22
 Palmer, Kyle, 1985, 86, 87, 88
 Pals, Steve, 1978, 79, 80
 Panico, Mike, 2013, 14
 Panosh, George E., 1926, 27
 Panovich, Mihailo, 1987, 88
 Pantera, LeRoy P., 1948, 49
 Papich, Samuel J., 1933, 34, 35
 Paquette, Edward J., 1967, 68
Park, Ian, 2013, 14
 Parker, Hale G., 1910
 Parkes, Charles H., 1893
 Parsegian, Edward Y., 1945
 Parsegian, James, 1947, 48, 49
 Parsons, Charles W., 1924
 Parsons, Tracy, 1980, 82, 84
 Partington, Joseph R., 1943
 Paterson, James J., 1920, 21, 22
 Patrick, Kunle, 2000, 01, 02, 03
 Patrick, William, 1924
 Patrnchak, Carl, 1973, 74
 Patrnchak, Joseph M., 1973, 74
 Patterson, Frank D., 1913, 14, 15
 Pawlowski, Todd, 1993, 94
 Paxton, Taylor, 2011, 12
 Payne, Dean, 1977, 78, 79, 80
 Pearce, James, 1892, 93, 94, 95, 96
 Pearcall, Al, 1981
 Pearson, Barry L., 1969, 70, 71
 Pearson, Townsend A., 1909, 10
 Pearsons, A.C., 1893
 Peart, Clifford J., 1955, 56, 57
 Peckum, Eli F., 1900, 02, 03
 Pederson, Ryan, 2004, 05
 Peifer, Louis F., 1913
 Pell, Timothy C., 1967
 Pendleton, E.T., 1895, 96
 Penfield, Graham, 1918, 19, 20, 21
 Penfield, Henry D., 1920, 21, 22
 Pennington, Doug, 1986, 87
 Penza, Rudolph, 1928
Perrins, Jordan, 2012, 13
 Perricone, Gaspar F., 1947, 48, 49
 Perrin, Dean F., 1951
 Perry, Edwin R., 1897, 98
 Perry, Mark, 1998, 99
 Persa, Dan, 2008, 09, 10, 11
 Peterman, Eric, 2005, 06, 07, 08
 Peters, Brian, 2008, 09, 10, 11
 Peterson, Carl O., 1974, 75, 76
 Peterson, Duane C., 1944
 Peterson, Kevin, 1995, 96
 Peterson, Kevin, 1985, 86, 87, 88
 Peterson, Richard F., 1952, 53
 Peterson, Ryan, 2000, 02
 Petkus, Burton J., 1960, 61, 62
 Petrak, George E., 1972, 73
 Petter, Charles K., 1948, 49, 50
 Pettit, Lloyd H., 1944
 Petty, Kyle, 2008, 09
 Peyton, Samuel R., 1918, 1919
 Phelps, Horace, 1890
 Philips, Robert, 1903
 Phillips, Brad, 2006, 07, 08, 09
 Phillips, D.R., 1973, 74
 Philmore, Mark, 2002, 03, 04, 05
 Piccuta, Charles A., 1968
 Pick, Alan E., 1942
 Pickens, John, 2001, 02, 03, 04
 Pienta, Dale W., 1954, 55, 56
 Pierce, Charles H., 1911, 12
 Pierce, Greg, 1987
 Pietrowski, Jeff, 1990, 92
 Pietrzak, Alex, 2012
 Pifer, Harry C., 1909
 Piirto, J. Arthur, 1923
 Pike, John Kent, 1961, 62, 63
 Pinckney, Stone, 2010
 Pines, Justin, 2007
 Pinneo, George, 1899
 Piper, Robert, 1908, 09, 10

Piros, Robert J., 1945
 Plasencia, John, 2010, 11
 Planisek, William P., 1969, 70, 71
 Plant, Charles, 1983, 84, 85, 86
Playko, Kenton, 2013, 14
 Pohlen, Pat, 2008
 Pohlman, Dan, 2001
 Pokrifcak, Paul, 1950
 Pooler, Jim, 1973, 74, 75
 Porcelli, Chuck, 2009, 10, 11, 12
 Potter, Albert, 1895, 96
 Potter, George D., 1931, 32, 34
 Potter, Joel, 1974
 Poulos, Sam, 1976, 77, 78, 79
 Powell, Tim A., 1962, 63
 Powers, James R., 1944
Prater, Jaylen, 2013, 14
 Prater, Kyle, 2012, 13, 14
 Pratt, Bob, 1980, 81, 82
 Pratt, E.L., 1899
 Preissner, Edgar D., 1960
 Prezioso, Steve, 1980
 Price, Dominique, 2001, 02, 03, 04
 Price, Joseph E., 1913
 Price, Richard M., 1947, 48, 49
 Prichard, Clarke, 1978, 79
 Prince, Bill, 1980, 81, 82, 83
 Pritchard, Harry K., 1930
 Proby, Damien, 2010, 11, 12, 13
 Proffitt, J. James, 1964
 Proksa, Walter, 1950, 51
 Proskine, Mark A., 1966, 67, 68
 Prosser, Gerald J., 1969
 Pugh, Chad, 1995, 96
 Puette, Robert L., 1963
 Purdin, Raymond R., 1958, 59, 60
 Purkett, Anthony, 1990, 91, 92, 93
 Purtell, Francis C., 1938, 39
 Putman, Reding, 1921, 22
 Putnam, Stanley R., 1916

Q

Quaerna, Edward F., 1972
Queiro, Kyle, 2014
 Quinn, Edward H., 1955, 56, 57
 Quinn, Frederick F., 1960, 61, 62

R

Rabas, Donald J., 1956
 Raffin, Rich, 1980, 81, 82
 Rahr, Gordon J., 1925, 26
 Rallings, Leon, 1980
 Ramp, Justin L., 1965, 66
 Ramsdell, Joseph W., 1966
 Ramsey, Kenneth C., 1964, 65, 66
 Randolph, Robert H., 1915, 16, 17
 Ranicke, Richard J., 1952, 53, 54
 Rapp, Edwin C., 1960
 Ratterman, Joseph W., 1972
 Ray, Rodney, 1991, 93, 94, 95
 Rearden, John J., 1953, 54, 55
 Rebholz, James A., 1964
 Rector, Ron, 1963, 64, 65
 Reed, Jaleel, 2010
 Reed, Vincent M., 1912
 Reeder, Robert J., 1967
 Rees, Trevor, 2003, 04, 06, 07
 Reese, Ernest A., 1910, 11
 Reeves, Todd, 1989
 Reid, Stephen E., 1934, 35, 36
 Reiff, Joe, 1993, 94, 95, 96
 Reitz, Phil, 1976, 77, 78, 79
 Reitzug, Matt, 1976, 77
 Rembe, Armin C., 1922
 Rentner, Ernest J., 1930, 31, 32
 Reynolds, Parker, 1972
 Reynolds, Scott, 1974

Riba, Ronald F., 1952, 53, 54
 Rice, Matt, 1993, 94, 95, 96
 Rich, Ciney R., 1950, 51
 Richards, Raymond D., 1938, 39, 40
 Richart, Chaz, 2005, 07
 Ridgway, Erman, 1885, 86, 87, 88, 89
 Riel, Bert F., 1929
 Riley, Art, 1972
 Riley, Frank, 1934
 Riley, Harry F., 1950, 51, 52
 Riley, John H., 1929, 30, 31
 Riley, Patrick R., 1961, 63, 64
 Riley, Tim, 2010, 11, 12
 Riley, William P., 1931, 32, 33
 Ringer, Theodore W., 1954, 55, 56
 Roach, Nick, 2003, 04, 05, 06
Robbins, C.J., 2013, 14
 Roberson, Brandon, 2004, 05, 07
Roberts, Josh, 2014
 Robertson, Claudell, 1983, 84, 85, 86
 Robertson, Donald A., 1960, 61, 62
 Robey, Ray, 1995
 Robinett, Bruce, 1977, 78, 79
 Robins, Fitzgerald J., 1911, 12
 Robinson, Allison A., 1969, 70, 71
 Robinson, Chuck, 1992, 93, 94
 Robinson, Donald W., 1963, 64
 Robinson, Jeff, 1986, 87, 88
 Roche, John G., 1951, 52, 53, 54
 Roche, Thomas G., 1950, 51, 52
 Rockenbach, Jeffrey B., 1968, 69
 Rodeno, Tom, 1990, 92
 Rodman, John R., 1968, 69, 70
 Rodman, Patrick R., 1964
 Roehl, Jeff, 2000, 01, 02
 Rogers, Charles A., 1914
 Rogers, Charles L., 1975, 77, 78
 Rogers, John A., 1886, 88, 89
 Rogers, Oliver M., 1902
 Rojan, George C., 1928
 Rondou, Donald E., 1951, 52, 53
 Rooks, Josh, 2007, 08, 09, 10
 Rooney, Chris, 1995
 Rooney, Timothy J., 1978
 Roper, William D., 1944
 Rothrauff, Ben, 2004, 05, 06, 07
 Rose, Joseph, 1915
 Rosen, Steve, 1991, 92
 Rosholt, Steve, 1988, 89
 Rosie, Walter A., 1926, 27
 Ross, Allen, 1933
 Ross, Donald, 1967, 68, 69
 Ross, James H., 1908, 09
 Ross, Jason, 1997
 Rossi, Ralph W., 1947
 Roush, Mark, 2000, 01, 02
 Rowe, Randy, 1987, 88
 Royer, Greg J., 1963
 Rubin, Brian, 1998
 Rucks, Alex, 2007, 08
 Ruden, John, 1986, 87, 88
 Ruddy, Mark, 1990, 91, 93
 Rudnay, John C., 1966, 67, 68
 Rueber, Charles A., 1903, 04, 05
 Ruff, Mark E., 1973, 74
 Rusch, Robert K., 1925
 Rushing, Sam, 1975
 Rusk, Gary H., 1964
 Russ, Bobby, 1994, 96, 97
 Russell, Fayette H., 1930, 31
 Ryan, Jack T., 1937, 38, 39
 Ryan, James, 1898
 Ryan, James D., 1945
 Ryden, O.G., 1899

S

Sabin, Charles G., 1900, 02
 Sacks, Sanford J., 1952, 53, 54, 55
 Sager, C.M., 1890

Sahlin, Elmer P., 1939
Salem, Christian, 2014
 Salvino, Rick, 1981
 Samarzia, Anthony J., 1941, 42
 Sanders, Byron, 1987, 88
 Sanders, Kyle, 1996, 97, 98, 99
 Sanderson, David, 1989, 90
 Sanderson, Scott, 1982, 83, 84
 Saracino, Thomas, 1943
 Sarkisian, Alex S., 1946, 47, 48
 Sarkisian, Leon, 1977
 Saunders, Charles D., 1920, 21
 Savage, Laurence C., 1944
 Sawle, William S., 1946, 47, 48, 49
Scanlan, Andrew, 2013, 14
 Scardina, Stephen B., 1974, 75, 76, 77
 Schadler, Bernard R., 1943, 44, 45
 Schaeffer, William, 1910
 Scharf, Tim, 1993, 94, 95, 96
 Scheiner, Frank H., 1898, 99, 1900
 Schell, Adam, 1988, 89, 90, 91
 Schell, Ward J., 1977
 Schmidt, Bill, 1979
 Schmidt, Jacob, 2008, 09, 10, 11
 Schmidt, Thor, 1996, 97, 98
 Schmitt, Bob, 1977, 78, 79, 80
 Schneberger, George F., 1913, 14
 Schneider, John R., 1927
 Schnur, Steve, 1993, 94, 95, 96
 Schober, John, 1977, 78, 79
 Schoch, Andrew C., 1905
 Schoch, Robert B.J., 1900
 Schreiber, Lester G., 1934, 35, 36
 Schuetz, Paul H., 1945
 Schuler, Alvin J., 1925, 27
 Schuler, Paul, 1987
 Schuler, Rudolph P., 1925, 26, 27
 Schultz, C.A., 1909
 Schultz, Greg, 1985, 86, 87, 88
 Schumacher, Ade, 1924, 25, 26
 Schwab, Sandy, 1982, 83, 84, 85
 Schwaba, Jack, 2014
 Schwager, Michael L., 1962, 63, 64
 Schwall, Victor H., 1943, 46
 Schwartz, Robert R., 1934
 Schweighardt, Jon, 1999, 00, 01, 02
 Schultz, Trevor, 2003, 04
 Sconyers, Randal, 1980
 Scott, Clarence J., 1918, 19
 Scott, Eric, 1993
 Scott, Kelvin, 1984, 85, 86
 Scott, Thomas B., 1902, 04, 05
 Scott, Tyler, 2010, 11, 12, 13
 Scott, Walter D., 1893, 94
 Scriba, Joseph S., 1942, 43
 Seacat, Aaron, 1989, 90
 Searcy, Merl L., 1952, 53, 54
 Segel, Daniel, 1992
 Seidel, Walter H., 1923, 24, 25
 Senters, Michael, 1991, 93, 94
 Sewell, Joseph L., 1946, 47, 48, 49
 Seygal, Joseph J., 1944
 Shambley, Dewayne A., 1974, 76
 Shanks, Nathan, 2005, 06, 07
 Shares, Mike, 1989, 90, 91
 Sharp, Nathan S., 1913
 Shaw, David, 1979, 80
 Shaw, Kenneth (Pete), 1972, 73, 75, 76
 Shea, Michael W., 1965
 Shearon, Clarence G., 1921
 Sheets, Todd, 1976, 77, 79, 80
 Shein, Geoff, 1991, 93, 94, 95
 Shelbourne, David G., 1968, 69, 70
 Shepard, Warren, 1911
 Sheppard, Robert L., 1890, 91, 92, 93
Sheppard, Troy, 2014
 Sherry, Mike, 1999
 Shine, Steve, 1990, 91, 92
 Shipley, Everett B., 1914
Shuler, Miles, 2014
 Shust, Steven J., 1974, 76

Shwayder, Dave, 1944
 Siatta, Jack R., 1957, 58
 Siberts, P.R., 1895, 96, 98
 Sickels, Duane F., 1943, 44
 Siebenmann, Otto E., 1924, 25, 26
 Siegle, John, 1912
 Siegle, Julius J., 1942, 46, 47
 Siemian, Trevor, 2011, 12, 13, 14
 Siewert, Steve, 1986, 87, 88
 Sikich, Michael P., 1968, 69, 70
 Silberman, Wynn, 1998
 Silva, Billy, 1998, 99, 00, 01
 Silver, Ronald A., 1965, 66
 Simmons, Sam, 1998, 99, 00, 01
 Simmons, Stephen, 2007, 08, 09, 10
 Simon, Clarence E., 1924
 Simon, Salem, 1998, 99, 00, 01
 Simpson, Charles, 1904
 Simpson, Eddie, 2004, 05, 06, 07
 Singleton, John C., 1929
 Singleton, Korey, 1991, 92, 93, 94
 Sinkler, Frank E., 1927, 28
 Sinks, Robert, 1928
 Skarin, David A., 1972, 73
 Skerya, Charles A., 1977
 Skor, Sanford B., 1941
 Slade, J.B., 1897
 Sleyko, Robert J., 1972
 Sloan, C.C., 1896, 97
 Smeele, Roger N., 1975
 Smeeton, J. Craig, 1968, 69
 Smiley, Joseph E., 1899, 1900
 Smith, Adonis, 2010, 11
 Smith, Alexander F., 1965, 66, 67
 Smith, Brendan, 2005, 06, 08, 09
 Smith, Brian, 2010, 11, 12
 Smith, Bruce A., 1963
 Smith, Charles E., 1924
Smith, Drew, 2012, 13, 14
 Smith, Eldon J., 1915, 16
 Smith, Harold L., 1971, 72, 74
 Smith, Henman B., 1898
 Smith, Isaac, 1960, 61
 Smith, James R., 1938, 39, 40
 Smith, John A., 1954, 55, 56
 Smith, Joseph E., 1925
 Smith, Kevin, 1986, 87
 Smith, Kyle, 1994
 Smith, Lentwan, 1993
 Smith, Richard, 1964, 65
 Smith, Terry, 1989, 91, 92
 Snider, Robert E., 1960, 61, 62
 Snyder, Louis, 1913
 Sobeck, Fred, 1979, 80, 81
 Soderberg, Gregory, 1974, 75, 76, 77
 Soldwedel, Fred W., 1952
 Solheim, James W., 1924, 25, 26
 Somers, Bradley J., 1968, 70
 Somers, Todd M., 1970, 71, 72
 Soper, Paul J., 1938, 39, 40
 Sorrentino, Nick, 1972
 Soukup, Reynold A., 1938
 Souza, Mike, 1998, 99, 00, 01
 Spadea, Joseph R., 1928
 Spears, Curtis, 1986, 87, 88
 Spenko, James L., 1967
 Splithoff, Darrel R., 1970
 Spreit, Dale W., 1974
 Springer, George D., 1912, 13
 Springer, Jack M., 1950, 51
 Springer, William M., 1908
 Sprouse, Kevin, 1975, 76
 Stainton, Jeff, 1986, 87
 Stamison, Peter G., 1962, 63
 Standing, J.J., 1998, 99, 00, 01
 Stanley, Greg M., 1974, 75, 76, 77
 Stanul, Stanley R., 1932, 33, 34
 Staples, Lenson, 1980
 Stasiewicz, Brian, 1978, 79, 80
 Stauss, Tony, 2001, 02
 Stebbings, Albert L., 1890, 92

Steeb, John G., 1949, 50, 51
 Steele, Hasani, 1998
 Steele, William C., 1945
 Stegen, Herman C., 1944, 45
 Steinbrenner, H. Pierre, 1915
 Stevens, Bill, 1973, 74
 Stewart, Matt, 1996
 Stewart, Sidney, 2007, 08, 09, 10
 Stillwell, John D., 1954, 55
 Stinson, William M., 1961, 62, 63
 Stock, Michael J., 1958, 59, 60
 Stockstill, Webster T., 1895, 96
 Stonesifer, Donald H., 1947, 48, 49, 50
 Strader, Ralph M., 1914, 15
 Stranski, Scott, 1977
 Strasser, Kevin, 1978, 79
 Streitt, Tim, 1974, 75
 Strickler, Romney D., 1915
 Strief, Zach, 2002, 03, 04, 05
 Strikwerda, Nathan, 1995, 96, 97
 Stromberg, Austin W., 1913, 14, 15
 Struckmeyer, Andrew, 2008, 09, 10
 Struebing, Louis E., 1932, 33
 Strunk, Gregory J., 1970, 71, 72
 Stuart, Joel, 1996, 97, 98
 Stuckey, Torri, 2000, 01, 02, 03
 Studlien, Will, 2010, 11, 12
 Sudberry, Kenneth, 1973
 Sullivan, John Francis, 1928
 Sullivan, John J., 1931, 32, 33
 Summerfelt, James C., 1971, 72, 73
 Sund, Richard W., 1972
 Sundheim, George M., 1948, 49
 Sutter, Dan, 1992, 93, 94, 95
 Sutter, Ed, 1988, 89, 90, 91
 Sutton, Chester C., 1932, 33
 Sutton, James, 1982
 Sutton, Tyrell, 2005, 06, 07, 08
 Swanson, James Gregory, 1972, 73
 Swatos, William H., 1953
 Swenson, Jeff, 1997
 Swingle, William, 1961, 62, 63
 Swisher, Robert E., 1934, 35, 37
 Sydnor, Willie, 1977
 Szczeko, Joseph, 1962, 63, 64
 Szold, Bernard, 1920
 Szostak, Martin P., 1974, 75, 76, 77
Szott, Mark, 2012, 13, 14
 Szymul, Doug, 2000, 01, 02, 03

T

Talcott, Thaddeus M., 1894
 Talley, John R., 1957, 58, 59
 Tanck, Rudolph E., 1975, 76, 77
 Tangora, Paul A., 1933, 34, 35
 Tant, Jay, 1996, 97, 98, 99
 Tarver, Frederic, 2004, 05
 Tasker, Steve, 1982, 83, 84
 Tate, Reginald M., 1950, 51
 Taylor, Desmond, 2006, 07, 08, 09
Taylor, Jayme, 2014
 Taylor, Matthew, 1978
 Taylor, Gladston, 1999
 Taylor, Michael, 1975, 76, 77
 Taylor, Robert, 1978, 79, 80, 81
 Taylor, Samuel B., 1921, 22, 23
 Telander, Richard T., 1969, 70
 Thiry, Dylan, 2004, 05, 06, 07
 Thoma, Vincent D., 1932, 33
 Thomas, Alfred I., 1947, 48, 49
 Thomas, George W., 1960, 61, 62
 Thomas, John J., 1914, 15, 16
 Thomas, Marshall, 2006, 07, 08, 09
 Thomas, Richard T., 1952, 53
 Thomas, Syga, 2000
 Thomas, Terry, 1987, 88, 89, 90
 Thompson, David, 2002, 03, 04
 Thompson, Derrick, 1999, 2000
 Thompson, James, 1955, 56

Thompson, Kim, 2004, 05, 07
 Thorne, Clarence M., 1897, 98
 Thornton, Richard B., 1958, 60
 Tiberi, Lou, 1978, 79, 80, 81
 Tichy, Brian, 1988, 89, 90, 91
 Tippiett, J.H., 1885
 Tornkiel, Mark, 1997
 Torkelson, Jim, 1983, 84, 85, 86
 Toth, Steve J., 1934, 35, 36
 Tourek, Charles F., 1946
 Townley, Robert W., 1917, 19
 Townsend, Kenneth, 1922, 24
 Travers, William D., 1944, 45
 Treat, Albert W., 1915
 Trefz, Julius J., 1898
 Trembaczynski, Phil, 1973
 Trimble, James R., 1972, 73, 74
 Tripodi, Joe, 2005, 06
 Troglio, James H., 1953, 54, 55
 Trumpy, Mike, 2010, 11, 12, 13
 Tubbs, Robert, 1965, 66
 Tuerk, Edward A., 1961, 62, 63
 Tuerk, Fred W., 1962, 63
 Tunnicliff, Edward M., 1947, 48, 49
 Turner, James, 1905
 Turner, James, 1918, 19, 20
 Tuza, Dennis, 1987

U

Uhlir, Richard V., 1961, 62, 63
 Ulrich, John H., 1915, 16, 17
 Ulrich, Matt, 2001, 02, 03, 04
 Underhill, Marshall, 1915, 16, 17, 18
 Urbanic, Charles J., 1960, 61
 Urlaub, William A., 1942

V

Valentine, Andrew L., 1932, 33
 Valentine, Wells W., 1916
 Valenzisi, Sam, 1993, 94, 95
 Vandenberg, Nellis, 1928
 Vandenberghe, Jack, 1982, 83, 84
 Vandercook, Robert O., 1886, 87
 VanderHorst, Eric, 2002, 04
 VanDoozer, Jesse, 1892, 93, 95, 96
 VanDusen, Larry K., 1958
VanHoose, Nick, 2012, 13, 14
 Vanek, Edward S., 1952
 VanRyper, James, 1902, 04
 VanVlissingen, Arthur, 1914
 Vanzo, Fred F., 1935, 36, 37
 Varty, Michael S., 1971, 72, 73
 Vaughn, Justan, 2007, 08, 09, 10
Vault, Solomon, 2014
 Venturi, Rick J., 1966, 67
 Vercelli, Lodi E., 1976, 77
 Verdell, Thomas, 1926, 27, 28
 Vernon, Timmy, 2010, 11, 12, 13
 Verzino, Joseph, 1972, 73, 74
 Vest, Derrick, 1986, 87, 88, 89
 Vick, Gerald E., 1945
 Vickery, Mike, 1985, 87, 88
 Villarreal, Amado, 2005, 07, 08
 Villars, Kevin, 1981, 82
 Vincent, Ray J., 1941, 42, 43
 Viola, Alfred R., 1955, 56, 57
 Vitabile, Brandon, 2011, 12, 13, 14
Vitale, Dan, 2012, 13, 14
 Vodick, Nick E., 1942, 43
 Voigts, W. Robert, 1936, 37, 38
 Voorhees, John E., 1969, 70, 71
 Voris, C., 1894

W

Wagner, Michael J., 1976, 77
 Wahl, Roland D., 1962, 63
 Walker, Andre, 1987, 88
Walker, Anthony, 2014
 Walker, Bill, 1969
 Walker, Don R., 1950, 51
 Walker, Jason, 1996
 Walker, Nick, 1992, 93
 Wall, Mike, 1982, 83, 84
 Wallis, Wayne Robert, 1941, 42, 43
Walsh, Brett, 2014
 Walton, Robert, 1988, 89
 Wandrack, Martin J., 1910, 11
 Wandtyke, Arthur P., 1941
 Ward, Anthony, 2005
 Ward, Charles W., 1899, 1900, 01, 02
 Ward, J.F., 1894
 Ward, Marvin, 2001, 02, 03, 04
 Ward, Patrick, 2009, 10, 11, 12
 Ward, Rasheed, 2005, 06, 07, 08
 Ward, Roger T., 1966, 67
 Ward, Walter T., 1908, 09, 10
 Ward, William H., 1966
 Warren, Charles P., 1942
 Warren, Mike, 1992, 93, 94, 95
 Warrick, Walter D., 1914
 Washington, Greg, 1978, 81
Washington, Xavier, 2014
 Wasielewski, David, 2001, 02
 Waterman, Toussaint, 1994, 95, 96, 97
 Waters, Dion C., 1976
 Watkins, Evan, 2010, 11
Watkins II, Keith, 2014
 Watkins, Kenny, 1980, 81, 82, 83
 Watrous, C.T., 1889
 Watson, James, 1910
 Watt, Kevin, 2008, 09, 10, 11
 Waugh, Fred C., 1885, 86, 87
 Weak, Tim, 2009, 10, 11
 Webb, Alexander, 2003
 Webb, Jo Jo, 1978, 79
 Weber, Gerald M., 1952, 53, 55
 Weeks, Kent, 1984
 Wegner, Erwin P., 1935, 36, 37
 Weina, Ricky, 2008, 09, 10, 11
 Weinberg, Robert E., 1964
 Weinberger, Albert W., 1903, 04, 05
 Weingartner, Erwin A., 1942, 43
 Weir, Bill, 1979, 80
 Weitzman, Mike, 1975, 76, 77, 78
 Weldin, Harold G., 1930, 32
 Wells, Harry L., 1911, 12
 Wells, Norman, 1976, 77, 79
 Wells, Richard G., 1937, 38
 Wendland, Jason, 1995, 96
 Wenzel, Eric, 1988, 89, 90
 Werts, Clarence, 1910
 Wessel, Pete, 1972, 73
 West, Frank H., 1899
 Westin, Jonathan, 2002
 Weyhrich, Alan L., 1955, 56, 57
 Whalen, Edward J., 1932, 34
 Whan, Lawrence Donald, 1945
 Wheeler, Rashidi, 1999, 00
 Wheelock, S.E., 1899
 Whims, James L., 1975, 76
 White, Daniel W., 1970
 White, Dennis E., 1966, 67, 68
 White, Floyd, 1952
 White, Harold A., 1924, 25
 Whitehead, Frank C., 1885, 86
 Whiting, Bruce I., 1911
 Whiting, Fred B., 1897
 Whitley, Brett, 1984, 85, 86, 87
 Whittle, Glenn C., 1913, 14
 Widmark, Richard G., 1955
 Wieber, Sean, 2000, 01
 Wienecke, Robert H., 1922, 23, 24
 Wierman, Alan H., 1944, 47
 Wietecha, Raymond, 1948, 49, 50

Wilderquist, Chester, 1919
 Wilkerson, Fred, 1995, 96, 97, 98
 Wilkerson, Mike, 1975
 Wilkinson, William, 1892, 93, 94
 Wilks, Sheridan, 1989
 Williams, Billie C., 1950, 51, 54
 Williams, Brandon, 2010, 11, 12, 13
 Williams, Edgar P., 1914, 15, 16
 Williams, E.J., 1893, 94
 Williams, Elliott C., 1961, 62
 Williams, Hugh, 1991, 92, 93, 94
 Williams, Jarrell, 2012, 13, 14
 Williams, Len, 1990, 91, 92, 93
 Williams, Nate, 2007, 08, 09, 10
Williams, Quentin, 2009, 10, 11, 12
 Williams, Thomas E., 1954, 55
 Williamson, Fred, 1957, 58
 Williamson, Raymond F., 1903, 04
 Willis, Kent, 1990
 Wilson, C.D., 1889, 90, 91, 92
Wilson, Macan, 2014
 Wilson, Robert E., 1894
 Wiltgen, Kenneth W., 1945, 46, 47
 Winfield, B.J., 1993, 94
 Wingerd, Robert W., 1970
 Winter, Clifford M., 1971
 Winter, John F., 1942
 Wise, Oliver C., 1909, 10
 Witherspoon, Jovan, 2001
 Witt, Matt, 1987, 88, 89
 Witteck, Chris, 1986, 87
 Witteck, Mike, 1984, 85
 Witwer, Edward B., 1893
 Wohlscheid, Joe, 2002
 Wolfe, Thomas, 1922, 23
 Wolff, Jerald, 1981, 82, 83, 85
 Wood, Lawrence A., 1959, 60
 Wooden, Robert E., 1912
 Woodring, Dana G., 1967, 68
 Woods, George, 2001
 Woods, Jerome, 1979, 80
 Woodsum, Mark, 2006, 07, 08, 09
 Woodworth, Wade S., 1928, 29, 30
 Woolbert, C.H., 1897, 98, 99
 Woollard, David, 1988, 89, 90, 91
 Wootton, Corey, 2006, 07, 08, 09
 Worley, Eric, 2000, 01, 02
 Worthington, Thomas J., 1947, 48, 49
 Wozny, James J., 1959
 Wray, Park Q., 1934, 35, 36
 Wright, Jason, 2000, 01, 02, 03
 Wright, Leon, 1964
 Wright, Mike, 1991, 92, 93
 Wright, Patrick, 1990, 91, 92, 93
 Wyman, W. Keith, 1926

Y

Yale, John, 1982, 83, 86
 Yanke, Paul W., 1958, 59, 60
 Yanta, Dennis, 1964, 65, 67
 Yarbrough, Jeff, 2005, 06, 07, 08
 Yelvington, Scott, 1974, 75, 76
 Young, Frank F., 1937, 38, 39
 Young, George H., 1918, 19
 Young, Jared W., 1892
 Young, John E., 1951, 52, 53, 54
 Young, Roy M., 1910
Youngblood-Ary, Pierre, 2012, 13, 14
 Yungwirth, John A., 1944, 48

Z

Zagol, Edward J., 1955
 Zajicek, Jim, 1989, 90
 Zamzow, Robert H., 1955
 Zanger, Carl E., 1914, 15, 16, 18
 Zanio, Kenneth R., 1958, 60
 Zappia, Mario, 1984, 85



ALL-TIME LETTERWINNERS

Zeno, Lawrence M., 1961, 62, 63, 64
Zeublin, Charles N., 1885
Ziemke, Thomas M., 1961, 63
Zigulich, Joseph D., 1968, 69, 70
Zilly, Ralph F., 1942
Zimmerman, R. Paul, 1956
Ziolkowski, Thomas A., 1966, 67, 68
Zipfel, Curt, 1989, 90, 91
Zitko, John, 1934, 35, 36
Zorich, George, 1940, 41
Zupancic, Earl Darryl, 1966
Zuravleff, Joseph, 1946, 47, 48, 49
Zuver, Kenneth, 1932

When Otto Graham graduated from Waukegan, (Ill.) High School in 1938, it was safe to say that he did not envision one day becoming a member of college football's Hall of Fame, let alone the NFL's. In fact, he did not even come to Northwestern to be a football player. Otto Graham originally attended Northwestern on a basketball scholarship. It was only after Northwestern football coach Pappy Waldorf watched one of Graham's freshman intramural football games that Otto got his chance. In one of the greatest coaching decisions in Northwestern football history, Waldorf invited Graham to try out for the football team. The rest of Graham's story is written in the record books.

Nicknamed "Automatic Otto" for his precision passing, Graham broke every existing Big Ten passing record during his tenure (1941-1943). He was a two-time All-America and won the Big Ten Most Valuable Player Award. He still holds the Northwestern record for most points (27) scored in a single game. As a senior, he averaged 38 yards per punt, four yards per carry rushing, and converted on seven extra points. In addition, Graham won eight letters in three sports at NU (football, basketball, and baseball) and is one of two Northwestern athletes ever to earn All-America status in two sports (football and basketball).

After leaving Northwestern, Otto was a commissioned officer in the United States Navy Air Corps and served for two years in World War II. After serving his country,



he played professional football with the Cleveland Browns. With the Browns, Graham passed for 23,584 yards and 174 touchdowns in his career and led them to four-straight America Football League titles. After merging with the NFL in 1950, he played in six-straight title game appearances with Cleveland.

Graham retired from professional football after Cleveland's 1955 championship season.

Graham will forever be synonymous with triple-threat football—rushing, passing, and kicking. In 1956, he was inducted into the College Football Hall of Fame. In 1965,

Graham was inducted into pro football's Hall of Fame. He was named Northwestern football's greatest player ever in the Big Ten's 75th anniversary year—all because Coach Waldorf was impressed at a freshman intramural football game and decided to give a kid named Otto a try-out.

Otto Graham passed away during the 2003 season. In memory of the legend, the Wildcats donned "Otto" decals on their helmets during the Motor City Bowl.



The **OTTO GRAHAM TROPHY CASE** displays many of Graham's college and professional trophies. The case recently was relocated to the Stadium Club in Ryan Field.



Otto Graham is one of two Northwestern athletes to earn All-America honors in two sports.

He did it in football and basketball.

FIRST-TEAM ALL-AMERICA

1925	Tim Lowry.....	Center
1926	Ralph Baker.....	Halfback
	Bob Johnson.....	Tackle
1929	Henry Anderson.....	Guard
1930	Frank Baker.....	End
	Fayette Russell.....	Fullback
	Wade Woodworth.....	Guard
1931	Dallas Marvil.....	Tackle
	Ernest Rentner.....	Halfback
	Jack Riley.....	Tackle
1933	Edgar Manske.....	End
1935	Paul Tangora.....	Guard
1936	Steve Reid.....	Guard
1938	Bob Voigts.....	Tackle
1939	John Haman.....	Center
1940	Alf Bauman.....	Tackle
1943	Otto Graham.....	Halfback
	Herb Hein.....	End
1945	Max Morris.....	End
1948	Art Murakowski.....	Fullback
	Alex Sarkisian.....	Center
1950	Don Stonesifer.....	End
1952	Joe Collier.....	End
1958	Andy Cvercko.....	Tackle
1959	James Andreotti.....	Center
	Ron Burton.....	Halfback
1961	Larry Onesti.....	Center
1962	Jack Cvercko.....	Guard
1962	Tom Myers.....	Quarterback
1970	Mike Adamle.....	Fullback
1971	Eric Hutchinson.....	Safety
1982	Chris Hinton.....	Offensive Tackle
1983	John Kidd.....	Punter
1995	Pat Fitzgerald.....	Linebacker
	Sam Valenzisi.....	Place-kicker
1996	Pat Fitzgerald.....	Linebacker
2000	Damien Anderson.....	Running Back
2005	Zach Strief.....	Offensive Tackle
2012	Venric Mark.....	Punt Returner
2013	Jeff Budzien.....	Place-kicker



TIM LOWRY, Northwestern's first All-American



ZACH STRIEF, a 2005 All-American

FIRST-TEAM ALL-BIG TEN

1948	Art Murakowski, FB	1976	Pete Shaw, DB
	Alex Sarkisian, C		Scott Yelvington, TE
1949	Don Burson, QB	1978	Pat Geegan, S
1950	Don Stonesifer, E	1982	Chris Hinton, OT
1951	Don MacRae, G	1983	John Kidd, P
1952	Joe Collier, E	1984	Keith Cruise, DT
	Ray Huizinga, T	1986	Rich Borresen, TE
1956	Bob McKeiver, HB		John Duvic, PK
	Al Viola, G	1989	Richard Buchanan, WR
1958	Ron Burton, HB	1990	Richard Buchanan, WR
	Andy Cvercko, T	1992	Lee Gissendaner, WR
1959	James Andreotti, C	1994	Paul Burton, P
	Ron Burton, HB		Matt O'Dwyer, OG
	Gene Gossage, T	1995	Darnell Autry, RB
	Mike Stock, FB		Pat Fitzgerald, LB
1960	Elbert Kimbrough, E		Rob Johnson, C
1961	Fate Echols, T		Chris Martin, CB
	Larry Onesti, C		Ryan Padgett, OL
1962	Jack Cvercko, G		Sam Valenzisi, PK
1963	Chuck Logan, E	1996	Darnell Autry, RB
1964	Joe Cerne, C		D'Wayne Bates, WR
1966	Phil Clark, DB		Justin Chabot, OL
1967	Dick Emmerich, PK		Pat Fitzgerald, LB
	Tom Garretson, DB		Steve Schnur, QB
	Bruce Gunstra, G	1997	Casey Dailey, DE
1968	Jack Rudnay, C		Barry Gardner, LB
1969	Mike Adamle, HB		Brian Gowins, PK
1970	Mike Adamle, FB	1998	D'Wayne Bates, WR
	Eric Hutchinson, DB		Barry Gardner, LB
	Barry Pearson, FL	2000	Damien Anderson, RB
	John Rodman, T		Dwayne Missouri, DE
	Mike Sikich, G		Billy Silva, LB
	Joe Zigulich, C	2004	Tim McGarigle, LB
1971	Maurie Daigneau, QB	2005	Brett Basanez, QB
	Eric Hutchinson, DB	2008	Corey Wootton, DE
	Tom McCreight, OG	2009	Brad Phillips, S
	Barry Pearson, FL		Sherrick McManis, CB
1972	Steve Craig, TE	2010	Dan Persa, QB
	Jim Lash, SE		Jeremy Ebert, WR
1973	Steve Craig, TE	2011	Drake Dunsmore, SB
	Mike Varty, LB		Brian Peters, S
1974	Paul Hiemenz, OT	2012	Jeff Budzien, PK
1975	Paul Jasinskis, C	2013	Jeff Budzien, PK
	Pete Shaw, DB		



In addition to being a first-team All-Big selection in 2005, **BRETT BASANEZ** was the conference's Offensive Player of the Year.



BARRY GARDNER earned consecutive first-team All-Big Ten honors in 1997-98.

SECOND-TEAM ALL-BIG TEN

1948	Frank Aschenbrenner, B	1993	Matt O'Dwyer, OT
	Don Burson, B		Steve Shine, OLB
1950	Dick Flowers, B		Len Williams, QB
1954	John Damore, C	1994	Matt O'Dwyer, OT
1958	Jim Andreotti, C		Sam Valenzisi, PK
1959	Elbert Kimbrough, E	1995	D'Wayne Bates, WR
	Ray Purdin, HB		Eric Collier, DB
1960	Dick Thornton, QB		Hudhaifa Ismaeli, DB
1962	Paul Flatley, E, HB		Rob Johnson, C
	Tom Meyers, QB		Brian Kardos, OT
1963	Tom Meyers, QB		Rodney Ray, DB
1965	Cas Banaszek, E		Matt Rice, DL
	Mike Buckner, DB	1996	Paul Burton, P
	Jim Burns, OT		Eric Collier, DB
	Bob McKelvey, FB		Matt Rice, DL
	Ron Rector, HB	1997	Eric Collier, DB
1966	Cas Banaszek, E		Brian Gowins, K
	Bruce Gunstra, OG,	1998	Barry Gardner, LB
	John McCambridge, DE	1999	Damien Anderson, RB
1967	Chico Kurzwaski, HB		Kevin Bentley, LB
	Jack Rudnay, C		Dwayne Missouri, DL
1968	Angelo Loukas, OG	2000	Harold Blackman, DB
	Dennis White, DB		Leon Brockmeier, OT
1969	John Bradley, OT		Napoleon Harris, LB
	Bill Galler, DT		Tim Long, K
1970	Jim Anderson, DT	2001	Kevin Bentley, LB
	Rick Telander, DB		Napoleon Harris, LB
1971	Jim Anderson, DE	2002	Jeff Roehl, OG
	Jack Dustin, DB	2003	Jason Wright, RB
	Will Hemby, E	2004	Luis Castillo, DL
	Al Robinson, HB		Noah Herron, RB
	John Voorhees, LB		Tim McGarigle, LB
1972	Jim Anderson, DT		Zach Strief, OT
	Greg Boykin, HB	2005	Barry Cofield, DL
	Greg Strunk, DB		Marquice Cole, DB
1973	Mitch Anderson, QB		Tim McGarigle, LB
	Stan Key, B		Mark Philmore, WR
1974	Jim Pooler, B		Zach Strief, OT
	Scott Yelvington, E		Tyrell Sutton, RB
1975	Greg Boykin, HB	2009	Stefan Demos, PK
	Scott Yelvington, E		Mike Kafka, QB
1976	Paul Maly, LB		Zeke Markshaussen, WR
1977	Tony Ardizzone, OT	2010	Vince Browne, DE
	Frank Malec, OG		Brian Peters, S
	Paul Maly, LB	2011	Jeremy Ebert, WR
1978	Pat Geegan, DB	2012	Venric Mark, RB
1979	Chuck Kern, LB		Brian Mulroe, OL
	Todd Sheets, WR	2013	Tyler Scott, DL
1980	Bobby Anderson, DB	2014	Ibraheim Campbell, S
	Todd Sheets, WR		Nick VanHoose, CB
1982	Ricky Edwards, RB		
	Jon Harvey, TE		
	John Kidd, P		
1983	Keith Cruise, DL		
	Ricky Edwards, RB		
1986	Bob Dirkes, DL		
1987	Tom Kaukialo, LB		
1988	Ed Sutter, P		
1989	Richard Buchanan, WR		
	Bob Christian, RB		
1990	Richard Buchanan, WR		
	Ed Sutter, P		
1991	Daryl Ashmore, OT		
	Mark Benson, WR		
	Willie Lindsey, DB		
	Ed Sutter, P		
1992	Len Williams, QB		

PLAYBOY ALL-AMERICA PIGSKIN PREVIEW

1959	Ara Parseghian	Coach
1960	Dick Thornton	QB
1963	Jack Cvercko	OG
1963	Tom Myers	QB
1963	Ara Parseghian	Coach
1965	Casimir Banaszek	DE
1996	Darnell Autry	RB
1996	Gary Barnett	Coach of the Year
1996	Pat Fitzgerald	LB
1997	D'Wayne Bates	WR
2001	Damien Anderson	RB
2001	Randy Walker	Coach
2005	Jeff Backes	Scholar/Athlete
2009	Corey Wootton	DE

CoSIDA ACADEMIC ALL-AMERICANS


1956	Al Viola, G	1st Team
1958	Andy Cvercko, T	1st Team
	Gene Gossage, T	3rd Team
1961	Larry Onesti, C	1st Team
1962	Paul Flatley, HB	1st Team
1963	George Burman, E	1st Team
1970	Eric Hutchinson, DB	2nd Team
	Joe Zigulich, C	1st Team
1972	Mitch Anderson, QB	2nd Team
1975	Randolph Dean, QB	2nd Team
1976	Randy Dean, QB	1st Team
1979	Kevin Berg, LB	2nd Team
1980	Jim Ford, OT	1st Team
1986	Mike Baum, OT	1st Team
	Bob Dirkes, DG	1st Team
	Todd Krehbiel, DB	1st Team
	Brian Nuffer, RB	2nd Team
1987	Mike Baum, OT	1st Team
1988	Mike Baum, OT	1st Team
1990	Ira Adler, PK	1st Team
1995	Ryan Padgett, OL	2nd Team
	Sam Valenzisi, PK	1st Team
1997	Barry Gardner, LB	2nd Team
2002	Jason Wright, RB	1st Team
2003	Jeff Backes, CB	2nd Team
	Jason Wright, RB	1st Team
2004	Jeff Backes, CB	1st Team
	Luis Castillo, DT	1st Team
2008	Phil Brunner, LS	1st Team
2009	Stefan Demos, PK	3rd Team
2011	Jacob Schmidt, RB	2nd Team
	Patrick Ward, OL	1st Team
2012	Brian Arnfelt, DL	2nd Team
	Patrick Ward, OL	1st Team

BIG TEN DISTINGUISHED SCHOLAR

2008	C.J. Bachér	
	Phil Brunner	
	Mike Dinard	
	Mark Woodsum	
2009	Kevin Frymire	
	Adam Hahn	
	Mark Ison	
	Sherrick McManis	
	Kyle Petty	
	Desmond Taylor	
	Nate Williams	
	Mark Woodsum	
2010	Doug Bartels	
	John Henry Pace	
	Dan Persa	
	Josh Rooks	
	Patrick Ward	
	Kevin Watt	
	Ricky Weina	
2011	Brian Arnfelt	
	Doug Bartels	
	Neal Deiters	
	Patrick Ward	
	Kevin Watt	
	Ricky Weina	
2012	Arthur Omilian	
	Tyler Scott	
	Timmy Vernon	
	Brandon Vitabile	
	Quentin Williams	
2013	Hayden Baker	
	Jeff Budzien	
	Tim Hanrahan	
	Brandon Vitabile	
	Brandon Williams	
2014	Austin Carr	
	Matt Frazier	
	Sean McEvilly	
	Shane Mertz	
	Jaylen Prater	



One year after being a first-team Academic All-American, **LUIS CASTILLO** was taken in the first round of the 2005 NFL draft.



Offensive tackle **MIKE BAUM** was a three-time first-team Academic All-American from 1986-88.

1954 Sandy Sacks, T	1978 Kevin Berg, LB	Brian Leahy, PK	Pete Konopka, DE	Tim Downing, CB
1956 John Smith, T	Steve Bobowski, DB	Ryan Padgett, OG	Zak Kustok, QB	Adam Hahn, DL
Al Viola, G	Mike Cammon, RB	Sam Valenzisi, PK	Jeff Roehl, OL	Adam Kadela, LB
1957 Andy Cvercko, T	Mike Kranz, OT	1994 David Beazley, WR	Billy Silva, LB	Keegan Kennedy, DL
1958 Andy Cvercko, T	Mike Weitzman, DT	Mike Giometti, LB	Mike Souza, OL	Kurt Mattes, OL
1959 Gene Gossage, T	1979 Mike Cammon, FB	Ryan Padgett, OG	Tony Stauss, QB	Brendan Mitchell, SB
1960 Bob Eickhoff, QB	Jim Ford, OT	Sam Valenzisi, PK	Sean Wieber, FS	Eric Peterman, WR
1961 Bob Eickhoff, QB	Kevin Kenyon, OG	1995 Mike Giometti, LB	Jason Wright, RB	Brad Phillips, SAF
Boyd Melvin, T	Chuck Kern, LB	Ryan Padgett, OL	2002 Jeff Backes, WR	Ben Rothrauff, SAF
Larry Onesti, C	John Schober, OT	Chris Rooney, CB	Ray Bogenrief, DE	Desmond Taylor, OT
1962 Paul Flatley, HB	1980 Jim Ford, OT	Nate Strikwerda, C	Vincent Cartaya, LB	Mark Woodsum, SB
Jerry Goshgarian, C	Chuck Kern, LB	Sam Valenzisi, PK	Luis Castillo, OL	2008 Colin Armstrong, OL
Kent Pike, G	Steve Pals, LB	1996 Dave Beazley, WR	Braden Jones, LB	C.J. Bachér, QB
1963 George Burman, E	1981 Doug Dorsey, LB	Paul Burton, WR	Austin King, C	Doug Bartels, OL
Joe Szczeco, T	1982 Rich Raffin, LB	Barry Gardner, LB	Dominique Price, SAF	Andrew Brewer, WR
1964 Dave Cyranoski, E	Scott Sanderson, DB	Kyle Sanders, FS	Jeff Roehl, OL	Phil Brunner, LS
Mike Schwager, T	1983 Tony Coates, WR	Matt Stewart, SS	Tony Stauss, QB	Corbin Bryant, DL
Joe Szczeco, T	Casey Cummings, FB	Nate Strikwerda, C	Eric VanderHorst, LB	Scott Concannon, RB
1965 Mike Beiner, G	Gregg Damminga, OG	1997 Mark Broxterman, QB	Jason Wright, RB	Kyle Daley, K/P
Ken Ramsey, T	1984 Casey Cummings, FB	Casey Bynum, DB	2003 Jeff Backes, DB	Stefan Demos, P
1966 Woody Campbell, HB	Bob Dirkes, DT	Corbett Elsen, QB	Donnie Baskin, OL	Mike Dinard, LB
Tom Garretson, S	1985 Casey Cummings, FB	Matt Fordenwalt, FB	Ray Bogenrief, TE	Adam Hahn, DL
Justin Ramp, G	Bob Dirkes, DG	Barry Gardner, LB	Luis Castillo, DL	Keegan Kennedy, OL
1967 John Cornell, LB	Todd Krehbiel, DB	Ty Garner, OL	Bryan Heinz, DB	Zeke Markshausen, WR
Tom Garretson, S	1986 Kevin Calderwood, DB	Josh Kolar, LB	Braden Jones, LB	Kurt Mattes, OL
Chico Kurzawski, HB	Bob Dirkes, DG	James McCaffrey, FB	Dominique Price, DB	Bryce McNaul, LB
Bob Olson, HB	Tom Kaukialo, LB	Jason Ross, LB	Doug Szymul, LB	James Nussbaum, SAF
1968 Dick Emmerich, PK	Todd Krehbiel, DB	Wynn Silberman, WR	Jason Wright, RB	David Oredugba, CB
Chico Kurzawski, HB	Brian Nuffer, HB	Nate Strikwerda, C	2004 Jeff Backes, CB	Dan Persa, QB
1969 Bill Galler, G	1987 Ira Adler, PK	Jeff Swenson, WR	Scott Brownley, SAF	Eric Peterman, WR
Rick Telander, DB	Steve Batzer, TE	1998 Mark Broxterman, QB	Luis Castillo, DT	Brian Peters, SAF
Joe Zigulich, C	Mike Baum, OT	Matt Fordenwalt, LB	Bryan Heinz, SAF	Kyle Petty, LB
1970 Eric Hutchinson, DB	Greg Bradshaw, QB	Barry Gardner, LB	Joel Howells, PK	Brad Phillips, SAF
Jim Lash, E	Alan Brown, LB	Ty Garner, C	Ryan Pederson, P	Josh Rooks, SB
Barry Pearson, FL	D.R. Callentine, C	Brian Gowins, PK	Dominique Price, SAF	Desmond Taylor, OL
John Rodman, T	Bill Flesher, WR	Gavin Hoffman, QB	Frederic Tarver, SAF	Kevin Watt, DE
Rick Telander, DB	Steve Siewert, DB	Josh Kolar, DL	Eric Vanderhorst, LB	Mark Woodsum, SB
John Voorhees, LB	Jeff Stainton, OG	Pete Konopka, DE	2005 C.J. Bachér, QB	2009 Brian Armfelt, DE
Joe Zigulich, C	1988 Ira Adler, PK	James McCaffrey, FB	Brett Basanez, QB	Doug Bartels, OL
1971 Steve Craig, E	Mike Baum, OT/NG	Mark Perry, OL	Vince Clark, OL	Andrew Brewer, WR
Jack Dering, LB	Greg Bradshaw, QB	Kyle Sanders, SS	Joel Howells, PK	Corbin Bryant, DL
Jack Dustin, DB	D.R. Callentine, OG	Wynn Silberman, WR	Rejaie Johnson, LB	Scott Concannon, RB
Dave Glantz, T	Dirk Disper, OG	1999 Jeff Baer, DT	Ryan Pederson, P	Stefan Demos, PK
Marty McGann, P	Steve Siewert, DB	J. Quentin Brown, WR	Nick Roach, LB	Drake Dunsmore, SB
1972 Jim Anderson, T	1989 Ira Adler, PK	John Cerasani, TE	Ben Rothrauff, SAF	Kevin Frymire, WR
Mitch Anderson, QB	Andy Brooks, LB	Pete Chapman, DL	Frederic Tarver, SAF	Adam Hahn, DL
Steve Craig, TE	D.R. Callentine, OG	Corbett Elsen, TE	2006 Frayne Abernathy, SB	Tyris Jones, RB
Greg Strunk, DB	Matt Dzierwa, P	Pete Konopka, DE	C.J. Bachér, QB	James Kurzawski, CB
Jim Trimble, FB	David Eaton, DB	Wayne Lucier, OL	Andrew Brewer, QB	Zeke Markshausen, WR
1973 Mitch Anderson, QB	Kevin Krebs, QB	Mark Perry, OL	Phil Brunner, LS	Kurt Mattes, OL
Steve Craig, TE	Kurt Minko, C	Kyle Sanders, FS	Mike Dinard, LB	Sherrick McManis, CB
Ray Felton, OG	Mike Shares, NG	Billy Silva, LB	Adam Hahn, DL	Bryce McNaul, LB
Jim Trimble, FB	1990 Ira Adler, PK	2000 Vincent Cartaya, FB	Bryan Heinz, SAF	Kevin Mitchell, WR
Mike Varty, LB	Matt Dzierwa, P	Pete Chapman, DL	Shaun Herbert, WR	Al Netter, OL
1974 Mitch Anderson, QB	David Eaton, DB	David Farman, TE	Joel Howells, PK	James Nussbaum, SAF
Carl Patrnchak, LB	Kevin Krebs, QB	Jack Harnedy, OL	Ryan Keenan, OT	John Henry Pace, LS
Joe Patrnchak, LB	Mike Shares, NG	Ben Kennedy, OL	Slade Larscheid, P	Dan Persa, QB
Jim Trimble, FB	1991 Colby Burke, WR	Austin King, C	Eric Peterman, WR	Brian Peters, SAF
1975 Randy Dean, QB	John Hellebusch, DT	Pete Konopka, DE	Nick Roach, LB	Kyle Petty, LB
Carl Peterson, OG	Kevin Krebs, QB	Rashad Morton, FS	Ben Rothrauff, SAF	Brad Phillips, SAF
Pete Shaw, DB	Brian Leahy, PK	Billy Silva, LB	Desmond Taylor, OT	Josh Rooks, SB
Marty Szostak, DT	Mike Shares, NG	Sean Wieber, FS	Mark Woodsum, SB	Jacob Schmidt, RB
1976 Rob Dean, WR	1992 Colby Burke, WR	2001 Ray Bogenrief, DE	2007 C.J. Bachér, QB	Desmond Taylor, OL
Pat Geegan, TB	Matt Dzierwa, P	Vincent Cartaya, LB	Phil Brunner, LS	Kevin Watt, DE
Paul Maly, MG	Brian Leahy, PK	Peter Chapman, DL	Corbin Bryant, DE	Quentin Williams, DE
1977 Frank Malec, OG	Dan Segel, PK	David Farman, TE	Kyle Daley, P	Mark Woodsum, SB
Paul Maly, LB	1993 Dave Beazley, WR	Tom Fluegge, WR	Stefan Demos, K	
Marty Szostak, DT	Justin Chabot, OT	Ben Kennedy, OL	Mike Dinard, LB	
	Darren Drexler, TE	Austin King, C	Dan Dixon, DB	

ACADEMIC ALL-BIG TEN

2010 *Colin Armstrong, OL
 Brian Arnfelt, DL
 Brendan Barber, WR
 Doug Bartels, OL
 Corbin Bryant, DL
 Jeff Budzien, PK
 Scott Concannon, RB
 Stefan Demos, P/PK
 Drake Dunsmore, SB
 Jake Gregus, DL
 Pat Hickey, LS
 James Kurzawski, S
 Bryce McNaull, LB
 Aaron Nagel, SB
 Al Netter, OL
 John Henry Pace, LS
 Dan Persa, QB
 Brian Peters, S
 Stone Pinckney, LB
 John Plasencia, SB
 Jaleel Reed, WR
 Tim Riley, LB
 Josh Rooks, SB
 Jacob Schmidt, RB
 Andrew Struckmeyer, DL
 Timmy Vernon, LB
 Patrick Ward, OL
 Kevin Watt, DL
 Ricky Weina, CB
 Brandon Williams, P
 Nate Williams, LB
 Quentin Williams, DL

2011 Colin Armstrong, OL
 Brian Arnfelt, DL
 Hayden Baker, OL
 Brendan Barber, WR
 Doug Bartels, OL
 Jeff Budzien, PK
 Ibraheim Campbell, S
 Bo Cisek, DL
 Kain Colter, QB
 Drake Dunsmore, SB
 Collin Ellis, LB
 Pat Hickey, LS
 Paul Jorgensen, OL
 Jordan Mabin, CB
 Bryce McNaull, LB
 Al Netter, OL
 Dan Persa, QB
 Brian Peters, S
 John Plasencia, SB
 Tim Riley, SB
 Jacob Schmidt, RB
 Adonis Smith, RB
 Mike Trumpy, RB
 Timmy Vernon, LB
 Brandon Vitabile, OL
 Patrick Ward, OL
 Kevin Watt, DL
 Tim Weak, CB
 Ricky Weina, CB
 Brandon Williams, P
 Quentin Williams, DL

NORTHWESTERN TEAM MOST VALUABLE PLAYERS

1924	Ralph Baker, HB	1974	Paul Hiemenz, OT
1925	Tim Lowry, C *	1975	Greg Boykin, TB
1926	Ralph Baker, HB	1976	Randy Dean, QB
1927	Waldo Fisher, E	1977	Paul Maly, LB
1928	Walter Holmer, FB	1978	Pat Geegan, S
1929	Russell Berghern, FB	1979	Chuck Kern, LB
1930	Robert Clark, C	1980	Todd Sheets, SE
1931	Paul Engebretsen, T	1981	Rich Raffin, LB
1932	Ernest Rentner, HB	1982	Chris Hinton, OT
1933	Edgar Manske, E	1983	Ricky Edwards, RB
1934	Edward Whalen, G	1984	Keith Cruise, DT
1935	Walter Cruice, HB	1985	Mike Witteck, ILB
1936	Steve Reid, G	1986	Mike Greenfield, QB
1937	Don Heap, HB	1987	Tom Kaukialo, ILB
1938	Bob Voigts, T	1988	Byron Sanders, RB
1939	John Haman, C	1989	Richard Buchanan, WR
1940	Paul Hiemenz, C		Bob Christian, RB
1941	Alf Bauman, T	1990	Richard Buchanan, WR
1942	Edward Hirsch, FB		Bob Christian, RB
1943	Otto Graham, HB *		Ed Sutter, LB/P
1944	Max Morris, E	1991	Mark Benson, WR
1945	Richard Connors, HB		Ed Sutter, LB/P
1946	Edward Hirsch, G	1992	Lee Gissendaner, WR*
1947	Art Murakowski, FB	1993	Steve Shine, LB
1948	Art Murakowski, FB *	1994	Matt O'Dwyer, OG
1949	Gaspar Perricone, FB	1995	Darnell Autry, RB
	Don Stonesifer, E	1996	Steve Schnur, QB
1950	Charles Hagmann, E	1997	Brian Musso, WR
1951	John Steeb, E	1998	Barry Gardner, LB
1952	Chuck Hren, FB	1999	Kevin Bentley, LB
1953	Bob Lauter, FB	2000	Damien Anderson, RB
1954	Ziggie Niepokoj, E	2001	Zak Kustok, QB
1955	Kurt Krueger, E	2002	Jason Wright, RB
1956	Al Viola, G	2003	Jason Wright, RB
1957	Willmer Fowler, HB	2004	Noah Herron, RB
1958	Ron Burton, HB		Tim McGarigle, LB
1959	James Andreotti, C	2005	Brett Basanez, QB
1960	Mike Stock, FB	2006	Nick Roach, LB
1961	Boyd Melvin, T		Tyrell Sutton, RB
1962	George Thomas, T	2007	Adam Kadel, LB
1963	Bill Swingle, FB		Eric Peterman, WR
1964	Pat Riley, E	2008	Corey Wootton, DE
1965	James Burns, T	2009	Mike Kafka, QB
1966	Roger Murphy, E		Sherrick McManis, CB
1967	Bruce Gunstra, G	2010	Dan Persa, QB
1968	Jack Rudnay, C		Brian Peters, S
1969	Don Ross, LB	2011	No award given
1970	Mike Adamle, FB *	2012	Venric Mark, RB/KR
1971	John Voorhees, LB		Tyler Scott, DE
1972	Jim Anderson, DT	2013	Tyler Scott, DE
	Jim Lash, SE	2014	No award given
1973	Stan Key, TB		

* Won the *Chicago Tribune* Silver Football, awarded to Big Ten MVP

2012 Brian Arnfelt, DL
 Hayden Baker, OL
 Cermak Bland, WR
 Jeff Budzien, PK
 Ibraheim Campbell, S
 Joe Cannon, DB
 P.J. Carollo, QB
 Max Chapman, DL
 Bo Cisek, DL
 Kain Colter, QB
 Neal Deiters, OL
 Doug Diedrick, SB
 Collin Ellis, LB
 Mike Eshun, CB
 Davion Fleming, S
 Tim Hanrahan, RB
 Pat Hickey, LS

Tony Jones, WR
 Paul Jorgensen, OL
 Geoff Mogus, OL
 Zack Oliver, QB
 Arthur Omilian, PK
 Alex Pietrzak, OL
 Tim Riley, SB
 Tyler Scott, DE
 Will Studlien, LB
 Mark Szott, SB
 Mike Trumpy, RB
 Nick VanHoose, CB
 Tim Vernon, LB
 Brandon Vitabile, OL
 Patrick Ward, OL
 Brandon Williams, P
 Quentin Williams, DL

2013 Hayden Baker, OL
 Cermak Bland, WR
 Jeff Budzien, PK
 Ibraheim Campbell, S
 P.J. Carollo, QB
 Max Chapman, DL
 Kain Colter, QB
 Adam DePietro, OL
 Doug Diedrick, SB
 Collin Ellis, LB
 Mike Eshun, CB
 Davion Fleming, S
 Matt Frazier, OL
 Deonte Gibson, DL
 Tim Hanrahan, RB
 Pat Hickey, LS
 Tony Jones, WR
 Paul Jorgensen, OL

Connor Mahoney, OL
 Sean McEvilly, DL
 Mike McHugh, WR
 Shane Mertz, OL
 Geoff Mogus, OL
 Zack Oliver, QB
 Eric Olson, OL
 Arthur Omilian, PK
 Ian Park, OL
 Tyler Scott, DE
 Trevor Siemian, QB
 Mark Szott, SB
 Mike Trumpy, RB
 Nick VanHoose, CB
 Tim Vernon, LB
 Dan Vitale, SB
 Brandon Vitabile, OL
 Brandon Williams,

**ACADEMIC
ALL-BIG TEN**

2014 Corey Acker, WR
Matt Alviti, QB
Chi Chi Ariguzo, LB
Hayden Baker, OL
Ibraheim Campbell, S
Joe Cannon, CB
Austin Carr, WR
Max Chapman, DL
Adam DePietro, OL
Doug Diedrick, SB
Collin Ellis, LB
Matt Frazier, OL
Deonte Gibson, DL
Chris Gradone, P
Jimmy Hall, LB
Tim Hanrahan, RB
Matthew Harris, CB
Tom Hruby, SB
Tony Jones, WR
Paul Jorgensen, OL
Dean Lowry, DL
Connor Mahoney, DL
Shane Mertz, OL
Tommy Odell, S
Zack Oliver, QB
Eric Olson, OL
Arthur Omilian, PK
Kyle Queiro, S
Josh Roberts, LB
Christian Salem, WR
Trevor Siemian, QB
Mark Szott, SB
Jayme Taylor, SB
Nick VanHoose, CB
Brandon Vitabile, OL
Dan Vitale, SB
Brett Walsh, LB
Jarrell Williams, CB

THOMAS AIRTH SPIRIT AWARD

1962	Larry Benz, HB
1963	Chuck Logan, E
1964	Steve Murphy, FB
1965	Dave Milam, QB
1966	John McCambridge, E
1967	Dennis Boothe, FB
1968	Tom Ziolkowski, T
1969	Mike Hudson, FB
1970	John Hoerster, G
1971	Al Robinson, HB
1972	Larry Mishler, T
1973	Mike Varty, LB
1974	Carl Patrnczak, LB
	Joe Patrnczak, LB
1975	Paul Jasinskis, C
1976	Scott Yelvington, TE
1977	Greg Soderberg, G
1978	Jim Dunlea, LB
1979	Scott Duncan, LB
1980	Bill Draznik, OG
1981	Mike Kerrigan, QB
1982	Chris Hinton, OT
1983	Mike Guendling, LB
1984	Chris Natzke, ILB
1985	Jim Torkelson, ILB
1986	Steve Hofmann, OG
1987	Alan Brown, ILB
1988	Greg Bradshaw, QB
1989	Tim O'Brien, QB
1990	John Broeker, DT
	Bob Christian, RB
1991	Adam Schell, LB
1992	Jeff Pietrowski, OG
	Nick Walker, NG
1993	Steve Ostrowski, LB
1994	Bill Koziel, NG
1995	Sam Valenzisi, PK
1996	Mike McGrew, FB
1997	KeJaun DuBose, DT
1998	Conrad Emmerich, LB
1999	Dwayne Missouri, DE
2000	Teddy Johnson, WR
2001	Billy Silva, LB
2002	Vincent Cartaya, LB
2003	Noah Herron, RB
2004	Dominique Price, DB
2005	Shaun Herbert, WR
2006	Demetrius Eaton, LB
2007	Dylan Thiry, OL
2008	Ross Lane, WR
2009	Mark Woodsum, SB
2010	Andrew Struckmeyer, DL
2011	No award given
2012	Bo Cisek, DL
2013	Rashad Lawrence, WR
2014	No award given

BRYAN PAYNTER "ULTIMATE WILDCAT"

Awarded to a player who serves as an example by confronting adversity with courage and dedication and always putting the needs of the team first.

2008	Tyrell Sutton, RB
2009	Corbin Bryant, DL
2010	Al Netter, OL
	Drake Dunsmore, SB
2011	No award given
2012	Brian Arnfelt, DT
	Jared Carpenter, S

2013 Tyler Scott, DL
2014 No award given

CARNIG MINASIAN CITIZENSHIP AWARD

1975	Scott Yelvington, TE
1976	Mark Harlow, DB
1977	Scott Yelvington, TE
1978	Steve Bobowski, DB
1979	Kevin Berg, LB
1980	Steve Pals, LB
1981	Chris Capstran, NG
1982	Rich Raffin, LB
1983	Gregg Damminga, OG
1984	Jim Bobbitt, ILB
1985	Casey Cummings, FB
1986	Brian Nuffer, HB
1987	Bob Driscoll, TE
1988	Mike Baum, NG
1989	Bob Christian, RB
1990	Bob Christian, RB
1991	Mark Benson, WR
1992	Colby Burke, WR
1993	John Hellebusch, DT
1994	Hugh Williams, ILB
1995	William Bennett, DB
1996	Paul Burton, P
1997	Toussiant Waterman, WR
1998	Bryan LaBelle, OL
1999	Kyle Sanders, DB
2000	Zak Kustok, QB
2001	David Farman, TE
2002	Jeff Roehl, OL
2003	Luis Castillo, DL
2004	Marvin Ward, DB
2005	Nick Roach, LB
2006	Joel Howells, PK
2007	Tonjua Jones, WR
2008	Mike Dinard, LB
2009	Andrew Brewer, WR
2010	Josh Rooks, SB
2011	No award given
2012	Demetrius Fields, WR
	Patrick Ward, OL
2013	Jeff Budzien, PK
2014	No award given

GEORGE BALLANTINE JR. MEMORIAL LEADERSHIP AWARD

1987	Mike Greenfield, QB
1988	Greg Bradshaw, QB
	Kevin Peterson, LB
1989	Randy McClellan, WR
1990	Pat New, DB
1991	Dwight James, DB
1992	David Cross, TE
1993	Lee Gissendaner, WR
1994	Korey Singleton, SS
1995	Rob Johnson, C
1996	Pat Fitzgerald, LB
1997	Barry Gardner, LB
1998	Barry Gardner, LB
1999	Jay Tant, TE
2000	Sam Simmons, WR
2001	Kunle Patrick, WR
2002	Matt Ulrich, G
2003	Zach Strief, T
2004	Brett Basanez, QB
2005	Chris Horton, LS
2006	Erryn Cobb, SB
2007	Adam Crum, OL
2008	Kevin Mims, DE
2009	Zeke Markshaussen, WR
2010	Keegan Grant, OL
2011	No award given
2012	David Nwabuisi, LB
2013	Will Hampton, DL
2014	No award given

RANDY WALKER WILDCAT WARRIOR

This award was added by head coach Randy Walker after the 1999 season. It is given to the Northwestern player who displays the work ethic and investment that is needed to achieve greatness as a football player. In 2006, following his untimely death, the award was renamed the Randy Walker Wildcat Warrior Award.

1999	Damien Anderson, RB
2000	Austin King, C
2001	Austin King, C
2002	Austin King, C
2003	Loren Howard, DE
	Tim McGarigle, LB
2004	Luis Castillo, DT
	Zach Strief, OT
2005	Tim McGarigle, LB
	Zach Strief, OT
2006	Joe Tripodi, OG
	Ryan Keenan, OG
2007	Eric Peterman, WR
	Ben Rothrauff, S
2008	Keegan Kennedy, OL
	John Gill, DL
	Corbin Bryant, DL
2009	Brad Phillips, S
2010	Corbin Bryant, DL
2011	No award given
2012	Brian Mulroe, OL
2013	Mike Jensen, WR
	Kain Colter, QB
2014	No award given


RASHIDI WHEELER AWARD



This award is named in honor of former NU safety Rashidi Wheeler.

2001	Kevin Bentley, LB
2002	Raheem Covington, CB
2003	Dominique Price, DB
2004	Ashton Aikens, WR
2005	Mark Philmore, WR
2006	Terrell Jordan, RB
2007	Kim Thompson, WR
2008	Rasheed Ward, WR
2009	Carl Fisher, WR
2010	Sidney Stewart, WR
2011	No award given
2012	Tyris Jones, RB
2013	Mike Trumpy, RB
2014	No award given

MARCEL PRICE AWARD



Named in honor of former NU defensive back Marcel Price, who tragically died between his freshman and sophomore years. It is given to the player who exhibits enthusiasm and dedication to the NU program and is symbolic of Marcel's desire.

1995	Rodney Ray, CB
1996	Justin Chabot, OL
1997	Eric Collier, S
1998	Matt Hartl, FB
1999	Harold Blackmon, DB
2000	Rashad Morton, FS
2001	Jeff Roehl, OL
2002	Jon Schweighardt, WR
2003	Marvin Ward, DB
2004	Mark Philmore, WR
2005	Herschel Henderson, DB
2006	Shaun Herbert, WR
2007	Chris Malleo, LB
2008	Brad Phillips, S
2009	Adam Hahn, DL
2010	Quentin Davie, LB
2011	No award given
2012	Quentin Williams, DL
2013	Damien Proby, LB
2014	No award given

A total of 15 former Wildcat coaches and players are enshrined in the College Football Hall of Fame. They range from Paddy Driscoll, a halfback for the 'Cats from 1915-16, to Pat Fitzgerald, a two-time All-American, Chuck Bednarik and Bronko Nagurski award winner, who was NU's most recent inductee in 2008. There are four former Northwestern coaches in the Hall, Charles Bachman, 1919, Alex Agase, 1964-72, Ara Parseghian, 1956-63 and Lynn Waldorf, 1935-46.

A new Hall of Fame opened in the summer of 1995 in South Bend, Ind. It features reflective photo galleries filled with memorabilia and state-of-the-art interactive exhibits. Inside the Hall, visitors can see film clips of coaches discussing their craft; test their kicking, passing and throwing skills; search for their favorite players on video kiosks; or wander through the photo galleries, where each Hall of Fame member is enshrined.

The Wildcats were the first college football team to visit the new Hall of Fame. The tour fired up NU so much that the next day it upset Notre Dame, 17-15.

The first members of the College Football Hall of Fame were selected in 1951. Today there are more than 700 players and coaches in the Hall.

The Hall of Fame is a part of the National Football Foundation, which was conceived in 1947 by the late Grantland Rice. In addition, to sponsoring the Hall of Fame, the Foundation has awarded more than \$3 million in graduate school scholarships to college football players.

For more information call: 1-800-440-FAME.



ALEX AGASE
COACH
1964-72



CHARLES BACHMAN
COACH
1919



RALPH BAKER
END
1924-26



RON BURTON
HALFBACK
1957-59



PADDY DRISCOLL
HALFBACK
1915-16




PAT FITZGERALD
LINEBACKER
1993-96



OTTO GRAHAM
HALFBACK
1941-43



JIMMY JOHNSON
QUARTERBACK
1904-05



EDGAR MANSKE
END
1931-33



ARA PARSEGHIAN
COACH
1956-63




STEVE REID
GUARD
1934-36



ERNEST RENTNER
HALFBACK
1930-32



JACK RILEY
TACKLE
1929-31



ALEX SARKISIAN
CENTER
1946-48



LYNN WALDORF
COACH
1935-46

COLLEGE ALL-STAR GAME (CHICAGO)

1934	Edgar Manske, E
1935	Al Kawal, G
	Harry Leeper, E
1936	Wally Cruice, HB
	Hugh Duvall, FB
	Al Lind, C
	Paul Tangora, G
1937	Don Geyer, FB
	Steve Reid, G
	Steve Toth, FB
	John Zitko, E
1938	Mike Calvano, G
	Don Heap, HB
	John Kovatch, E
	Bob Swisher, HB
	Erwin Wegner, C
1939	Bernie Jefferson, HB
	Bob Voigts, T
1940	Nick Cutlich, T
	Bob Daly, E
	John Haman, C
	George McGurn, FB
	Hal Method, G
1941	Ollie Hahnenstein, HB
	Paul Hiemenz, C
	Joe Lokanc, G
1942	Alf Bauman, T
	Bill DeCorrevont, HB
	Dick Erdlitz, QB
1943	Otto Graham, HB
	Ed Hirsch, G
	Alex Kapter, G
	Bill Urlaub, C
1946	Nick Burke, G
	Don Clawson, QB
	Alex Kapter, G
	Max Morris, E
1947	Ed Hirsch, C
	Vic Schwall, HB
1948	Vince DiFrancesca, G
	Stan Gorski, E
1949	F. Aschenbrenner, HB
	George Maddock, T
	Alex Sarkisian, C
1950	Art Murakowski, FB
1951	Don Stonesifer, E
1952	Don MacRae, G
1959	Andy Cvercko, T
	Willmer Fowler, HB
1960	Gene Gossage, T
1961	Elbert Kimbrough, E
1962	Fate Echols, T
	Larry Onesti, C
1963	Paul Flatley, HB
1964	Chuck Logan, E
1965	Joe Cerne, C
	Joe Szczeko, T
1967	Cas Banaszek, E
	Phil Clark, DB
1969	Jack Rudnay, C
1971	Mike Adamle, FB

EAST-WEST SHRINE

1927	Robert Johnson, T
1928	Walt Holmer, FB
	Luke Johnsos, E
	George Levison, QB
1930	Henry Anderson, G
	Frank Baker, E
	Hank Bruder, HB
	Bill Calderwood, FB
	Mickey Erickson, C
	Wade Woodworth, G
1932	Paul Engebretsen, T
	Dallas Marvil, T
	Reb Russell, FB

1933	Dick Fencil, E
	Bob Gonya, T
	Ernest Rentner, HB
1934	William Riley, T
1935	Harry Leeper, E
	Edward Whalen, G
1936	Wally Cruice, HB
	Henry Longfellow, E
1937	Don Geyer, FB
	Steve Reid, G
	Steve Toth, FB
1938	Don Heap, HB
	John Kovatch, E
	Fred Vanzo, QB
1940	Robert Daly, E
	John Haman, C
1941	Ollie Hahnenstein, HB
	Joe Lokanc, G
1942	Alf Bauman, T
	Bill DeCorrevont, HB
1944	William Ivy, T
	Alex Kapter, G
1947	Ed Hirsch, G
1948	Vince DiFrancesca, G
1949	Art Murakowski, FB
1951	Don Stonesifer, E
1952	Dick Alban, HB
	Don MacRae, G
1953	Tom Roche, T
1954	Joe Collier, E
	Dick Thomas, QB
1955	John Damore, C
1958	Bob McKeiver, HB
1960	Jim Andreotti, C
	Ron Burton, HB
	Gene Gossage, T
	Elbert Kimbrough, E
1961	Fate Echols, T
1962	Paul Flatley, HB
	Jay Robertson, C
1963	Chuck Logan, E
	Kent Pike, T
1965	Joe Cerne, C
1966	Phil Clark, DB
1967	Tom Garretson, DB
	Bruce Gunstra, G
1968	Jack Rudnay, C
	Tom Ziolkowski, T
1969	John Bradley, T
1970	Mike Adamle, FB
	Mike Sikich, G
	Rick Telander, DB
1971	Jack Darning, LB
	Wil Hemby, DE
1972	Jim Lash, E
1976	Randy Dean, QB
1982	Chris Hinton, OT
1991	Richard Buchanan, WR
1994	Todd Baczek, OT
1997	Eric Collier, SS
	KeJaun DuBose, DT
2003	Jeff Roehl, OL
2005	Brett Basanez, QB
	Barry Cofield, DT
	Tim McGarigle, LB
2008	Tyrell Sutton, RB
2009	Mike Kafka, QB (MVP)
2011	Al Netter, OL
	Dan Persa, QB
2014	Brandon Vitabile, OL

NORTH-SOUTH (MIAMI)

1950	John Miller, HB
1952	Chuck Hren, FB
1954	Ron Riba, G
1955	Jim Troglia, HB
1956	Ted Ringer, C

1958	Andy Cvercko, T
1959	Pete Arena, G
	DeWitt Hoopes, T
	Mark Johnston, HB
1960	Mike Stock, FB
	Larry Wood, HB
1961	Larry Onesti, C
1962	Larry Benz, HB
	Dick Machalski, E
1963	Tim Powell, G
	Bill Swingle, FB
1964	Steve Murphy, FB
	Joe Szczeko, T
1965	Mike Buckner, DB
1966	Cas Banaszek, E
	Woody Campbell, HB
1967	Dennis Coyne, DB
1968	Chico Kurzawski, HB
	Dennis White, DB
1969	Bill Galler, MG
	Mike Hudson, FB
1970	John Rodman, OT
	Joe Zigulich, C
1971	Maurie Daigneau, QB
	Barry Pearson, HB
1972	Jim Anderson, DT
1973	Pete Wessel, DB
1976	Pete Shaw, DB

BLUE-GRAY CLASSIC (MONTGOMERY)

1939	Nick Cutlich, T
	Tom Eby, E
	Ted Greffe, E
	Hal Method, G
	Frank Young, T
1940	Corne Aarts, T
	Dick Richards, QB
1941	Floyd Chambers, HB
	George Zorich, T
1942	Bob Motl, E
1947	Stan Gorski, E
	William Ivy, T
	Ken Wittgen, E
1949	Gaspar Perricone, FB
	Joe Zuravleff, E
	Ray Wietecha, C
1956	John Smith, T
1959	Joe Abbatiello, G
	Douglas Asad, E
1960	Roy Purdin, HB
	Paul Yanke, E
1961	Boyd Melvin, T
1962	Charles Brainerd, HB
1963	George Burman, E
	Roland Wahl, HB
1964	Tom Myers, QB
	Mike Schwager, T
1965	Mike Beinor, T
	Jim Burns, T
	Ron Rector, HB
1966	J. McCambridge, DE
	Bob McKelvey, FB
	Roger Murphy, E
1968	John Cornell, LB
	Angelo Loukas, G
1970	Gerry Combs, DE
1971	Tom McCreight, G
1976	Greg Boykin, RB
1982	Chris Hinton, OT
1983	Ricky Edwards, RB
	Mike Guendling, LB
1987	Mike Greenfield, QB
1990	Bob Christian, RB
	Steve Shine, OLB
1994	Michael Senters, WR
1997	Casey Dailey, DE
	Nate Strikwerda, C
1999	John Cerasani, TE

2001	Kevin Bentley, LB
------	-------------------

SENIOR BOWL (MOBILE)

1951	Don Stonesifer, E
1952	Dick Alban, HB
1953	Chuck Hren, FB
1954	Joe Collier, E
	Dick Thomas, QB
1955	John Damore, C
1957	Ted Ringer, C
1959	Andy Cvercko, T
1960	Gene Gossage, T
	Mark Johnston, HB
1965	Tom Myers, QB
1983	John Kidd, P
1991	Darryl Ashmore, T
	Ed Sutter, LB/P
1992	Frank Boudreaux, DT
1994	Matt O'Dwyer, G
1996	Pat Fitzgerald, LB
1997	Brian Musso, WR
	Nate Strikwerda, C
1998	Barry Gardner, LB
1999	Jay Tant, TE
2002	Napoleon Harris, LB
2005	Noah Herron, RB
2013	Kain Colter, QB/WR
2014	Ibrahim Campbell, S

HULA BOWL (HONOLULU)

1960	Jim Andreotti, C
	Ron Burton, HB
	Elbert Kimbrough, E
1961	Fate Echols, T
1962	Paul Flatley, HB
1963	Chuck Logan, E
1964	Joe Cerne, C
1965	Ron Rector, HB
1966	Phil Clark, DB
1968	Bruce Gunstra, G
1969	Jack Rudnay, C
1970	John Bradley, T
1971	Mike Adamle, FB
	Rick Telander, DB
1972	Jerry Brown, DB
1973	Jim Lash, E
1975	Paul Hiemenz, OT
1984	Keith Cruise, DT
1986	Rich Borresen, TE
1994	Todd Baczek, OT
1995	Rob Johnson, C
1996	Matt Rice, DT
1997	Casey Dailey, DE
	Paul Janus, OT
2002	Zak Kustok, QB
	Mike Souza, OL
2003	Austin King, C
2004	Jason Wright, RB
2005	John Pickens, LB
2006	Mark Philmore, WR
2007	Ryan Keenan, G

AMERICAN BOWL (TAMPA)

1971	Joel Hall, LB
	Jon Hittman, OT
	Joe Zigulich, C
1973	Jim Anderson, DT
	Dave Glantz, OT
1974	Steve Craig, TE
1976	Pete Shaw, DB

COACHES ALL-AMERICA GAME (LUBBOCK)

1961	Mike Stock, FB
1962	Larry Onesti, LB
1967	Phil Clark, DB
1968	Bruce Gunstra, G
1969	Jack Rudnay, C
1971	Mike Adamle, FB
	John Rodman, OT
	Rick Telander, DB
1974	Pete Wessel, DB

CHALLENGE BOWL (SEATTLE)

1978	Tony Ardizzone, OT
	Mark Bailey, SE
	Dan Cleary, TE

JAPAN BOWL (TOKYO)

1983	Mike Guendling, LB
1984	Keith Cruise, DT
1986	Todd Krehbiel, DB

GRIDIRON CLASSIC (ORLANDO)

2001	Harold Blackmon, CB
2002	Leon Brockmeier, OL
	Zak Kustok, QB
	Sam Simmons, WR
2005	Matt Ulrich, G

ALL-AMERICA CLASSIC (LAS VEGAS)

2006	Brett Basanez, QB
------	-------------------

NFLPA ALL-STAR GAME

2008	Dylan Thiry, OL
2011	Corbin Bryant, DL
	Quentin Davie, LB
2012	Vince Browne, DE
	Bryce McNaul, LB
2014	Tony Jones, WR

TEXAS VS. THE NATION GAME

2013	David Nwabuisi, LB
------	--------------------

COLLEGE GRIDIRON SHOWCASE

2014	Chi Chi Ariguzo, LB
------	---------------------

Mike Adamle

Kansas City Chiefs, 1971-72
New York Jets, 1973-74
Chicago Bears, 1975-76

Dick Alban

Washington Redskins, 1952-55
Pittsburgh Steelers, 1956-59

Damien Anderson

Arizona Cardinals, 2002-06
Edmonton Eskimos, 2007-08

Henry Anderson

Chicago Bears, 1931

Jim Andreotti

Toronto Argonauts, 1960-62
Montreal Alouettes, 1963-66

Tony Ardizzone

Chicago Bears, 1979

Chi Chi Ariguzo

San Diego Chargers, 2015

Brian Arnfelt

Pittsburgh Steelers, 2013

Douglas Asad

Oakland Raiders, 1960-61

Frank Aschenbrenner

Chicago Hornets, 1949

Darryl Ashmore

Los Angeles/St. Louis Rams, 1991-96
Washington Redskins, 1997
Oakland Raiders, 1998-2002

Darnell Autry

Chicago Bears, 1997-98
Philadelphia Eagles, 1998, 2000-01

Louis Ayeni

Indianapolis Colts, 2004
St. Louis Rams, 2005

Todd Baczek

N.Y. Jets, 1995

Frank Baker

Green Bay Packers, 1931

Cas Banaszek

San Francisco 49ers, 1967-77

Brett Basanez

Carolina Panthers, 2006-08
Chicago Bears, 2009

D'Wayne Bates

Chicago Bears, 1999-2001
Minnesota Vikings, 2002

Alf Bauman

Chicago Rockets, 1947
Philadelphia Eagles, 1947
Chicago Bears, 1948-50

Sean Bennett

New York Giants, 1999-2003
New York Jets, 2005 (Inactive)

George Benson

Brooklyn Dodgers, 1947

Kevin Bentley

Cleveland Browns, 2002-04
Seattle Seahawks, 2005-07
Houston Texans, 2008-10

Larry Benz

Cleveland Browns, 1963-65

Harold Blackmon

Seattle Seahawks, 2001-03

Howard Blackwood

Chicago Bulls, 1926

Morris Blumenthal

Chicago Cardinals, 1925

Frank Boudreaux

Los Angeles Rams, 1993
Minnesota Vikings, 1994-96

Greg Boykin

New Orleans Saints, 1977
San Francisco 49ers, 1978

Leon Brockmeier

Pittsburgh Steelers, 2002

Hank Bruder

Green Bay Packers, 1931-39

Pittsburgh Steelers, 1940

Corbin Bryant

Pittsburgh Steelers, 2011-12
Buffalo Bills, 2013-

Richard Buchanan

Frankfurt Galaxy, 1992
Los Angeles Rams, 1993-94
Carolina Panthers, 1995-96

George Burman

Chicago Bears, 1964
Los Angeles Rams, 1967-70
Washington Redskins, 1971

Ron Burton

Boston Patriots, 1960-65

Ibraheim Campbell

Cleveland Browns, 2015

Woody Campbell

Houston Oilers, 1967-71

Luis Castillo

San Diego Chargers, 2005-11

Joe Cerne

San Francisco 49ers, 1965-67
Atlanta Falcons, 1968

Justin Chabot

Pittsburgh Steelers, 1997
New York Giants, 1997

Bob Christian

Chicago Bears, 1992-94
Carolina Panthers, 1995-96
Atlanta Falcons, 1997-03

Phil Clark

Dallas Cowboys, 1967-69
Chicago Bears, 1970
New England Patriots, 1971

Barry Cofield

New York Giants, 2006-11
Washington Redskins, 2012-14

Marquice Cole

Oakland Raiders, 2007
Tennessee Titans, 2008
New York Jets, 2009-11
New England Patriots, 2012-13

Javiar Collins

Dallas Cowboys, 2001-04
Cleveland Browns, 2004-05
Denver Broncos, 2005

Kain Colter


Minnesota Vikings, 2014

Raheem Covington

Winnipeg Blue Bombers, 2003

Steve Craig

Minnesota Vikings, 1974-78



KEVIN BENTLEY spent nine years in the NFL, playing for three different franchises.

Irv Cross

Philadelphia Eagles, 1961-65, 1969
Los Angeles Rams, 1966-68

Andy Cvercko

Green Bay Packers, 1960
Dallas Cowboys, 1961-62
Cleveland Browns, 1963
Washington Redskins, 1963

Maurie Daigneau

Chicago Fire, 1974

Casey Dailey

New York Jets, 1998-2000

John Damore

Chicago Bears, 1957-58

Randy Dean

New York Giants, 1977-79

Bill DeCorrevont

Washington Redskins, 1945
Detroit Lions, 1946

Chicago Cardinals, 1947-48

Chicago Bears, 1948-49

Frederick DeStefano

Chicago Cardinals, 1924-25

John 'Paddy' Driscoll

Decatur Staleys, 1919
Chicago Cardinals, 1920-25
Chicago Bears, 1926-31

Curtis Duncan

Houston Oilers, 1987-93

Drake Dunsmore

Tampa Bay Buccaneers, 2012

Jeremy Ebert

New England Patriots, 2012
Jacksonville Jaguars, 2013
Atlanta Falcons, 2014

Fate Echols

St. Louis Cardinals, 1962-63

Paul Engebretsen

Chicago Bears, 1932
Pittsburgh Pirates, 1933

Chicago Cardinals, 1933

Brooklyn Dodgers, 1934

Detroit Lions, 1934

Green Bay Packers, 1934-41

Dick Erdlitz

Philadelphia Eagles, 1942, 1945

Miami Seahawks, 1946

Michael Erickson

Chicago Cardinals, 1930-31
Boston Braves, 1932

Trai Essex

Pittsburgh Steelers, 2005-11
Indianapolis Colts, 2012



TRAJ ESSEX won two Super Bowls as a member of the Pittsburgh Steelers.

Dick Fencil

Philadelphia Eagles, 1933

Paul Flatley

Minnesota Vikings, 1963-67
Atlanta Falcons, 1968-69

Dick Flowers

Baltimore Colts, 1953

Willmer Fowler

Buffalo Bills, 1960-61

Barry Gardner

Philadelphia Eagles, 1999-2002
Cleveland Browns, 2002-04

New York Jets, 2005

New England Patriots, 2006

John Gill

Detroit Lions, 2009
Indianapolis Colts, 2009-10

Lee Gissendaner

Toronto Argonauts, 1994

Gene Gossage

Philadelphia Eagles, 1960-62

Brian Gowins

Chicago Bears, 1999

Otto Graham

Cleveland Browns, 1946-55

Ted Grefe

Detroit Lions, 1945

Mike Guendling

San Diego Chargers, 1985

Charles Hajek

Philadelphia Eagles, 1934

Jimmy Hall

Oakland Raiders, 2015

John Haman

Cleveland Rams, 1940-41

Napoleon Harris

Oakland Raiders, 2002-04
Minnesota Vikings, 2005-06; 2008
Kansas City Chiefs, 2007-08

Edward Herman

Rock Island Independents, 1925

Noah Herron

Pittsburgh Steelers, 2005
Green Bay Packers, 2005-08

Cleveland Browns, 2009

Chris Hinton

Indianapolis Colts, 1983-89
Atlanta Falcons, 1990-93

Minnesota Vikings, 1994-96

Ed Hirsch

Buffalo Bills, 1947-49
Toronto Argonauts, 1950-51

Hamilton Tiger Cats, 1952

Walter Holmer

Chicago Bears, 1929-30
Boston Redskins, 1933

Pittsburgh Pirates, 1933

Thomas Homco

Los Angeles/St. Louis Rams, 1992-97

Paul Janus

Carolina Panthers, 1998-2000

Ralph Jecha

Chicago Bears, 1955
Pittsburgh Steelers, 1956

Donald Johnson

Cleveland Rams, 1942

Luke Johnsos

Chicago Bears, 1929-37

Mark Johnston

Houston Oilers, 1960-63
Oakland Raiders, 1964

New York Jets, 1964

Tony Jones

Washington Redskins, 2015

Mike Kafka

Philadelphia Eagles, 2010-11
Jacksonville Jaguars, 2013
Tampa Bay Buccaneers, 2014
Minnesota Vikings, 2015

Alex Kapter

Cleveland Browns, 1946-47
Charles Kelley
Toledo Maroons, 1922
Duluth Kelleys, 1923-26

Ryan Keenan

New York Giants, 2007
Mike Kerrigan
New England Patriots, 1983-84
Hamilton Tiger Cats, 1986-91
Toronto Argonauts, 1992

John Kidd

Buffalo Bills, 1984-89
San Diego Chargers, 1990-94
Miami Dolphins, 1994-97
Detroit Lions, 1998
New York Jets, 1998

Austin King

Tampa Bay Buccaneers, 2003
Atlanta Falcons, 2004-06
Seattle Seahawks, 2007

Elbert Kimbrough

Los Angeles Rams, 1961
San Francisco 49ers, 1962-66
New Orleans Saints, 1968

Charles Knight

Chicago Cardinals, 1921

Robert Koehler

Chicago Bears, 1920-21
Chicago Cardinals, 1921-26

Zak Kustok

Green Bay Packers, 2003

John Kovatch

Cleveland Rams, 1938

Jim Lash

Minnesota Vikings, 1973-76
San Francisco 49ers, 1976

Rashad Lawrence

Washington Redskins, 2014
Chicago Bears, 2015

James Lecture

Buffalo Bills, 1946

Loren Lewis

Portsmouth Spartans, 1930
Cleveland Indians, 1931
Cincinnati Reds, 1934

Gilles Lezi

Edmonton Eskimos, 2004
Ottawa Renegades, 2005
Hamilton Tiger-Cats, 2006
Winnipeg Blue Bombers, 2007-08

Al Lind

Chicago Cardinals, 1936

Chuck Logan

Pittsburgh Steelers, 1964
St. Louis Cardinals, 1965, 1967-68

Joseph Lokanc

Chicago Cardinals, 1941

Angelo Loukas

Buffalo Bills, 1969
Boston Patriots, 1970

Jordan Mabin

Atlanta Falcons, 2012

George Maddock

Chicago Hornets, 1949

Glen Magnuson

Hammond Pros, 1925

Edgar Manske

Philadelphia Eagles, 1935-36
Chicago Bears, 1937-38
Pittsburgh Pirates, 1938

Chris Martin

Chicago Bears, 1996
Winnipeg Blue Bombers, 1997-2001

Frank Mathews

Racine Legion, 1926

John McCambridge

Detroit Lions, 1967

Tom McCreight

Chicago Fire, 1974

William McElwain

Chicago Cardinals, 1924, 1926
Chicago Bears, 1925

Bob McKeiver

Saskatchewan Roughriders, 1958

Gene McLaughlin

Hammond Pros, 1919

Tim McGarigle

St. Louis Rams, 2006-08

Sherrick McManis

Houston Texans, 2010-11
Chicago Bears, 2012-

Dwayne Missouri

Baltimore Ravens, 2001
Dallas Cowboys, 2001

Albert Moore

Chicago Bears, 1932

Luther Morris

St. Louis Rams, 1995
Denver Broncos, 1997
Winnipeg Blue Bombers, 1998

Max Morris

Chicago Rockets, 1946-47
Brooklyn Dodgers, 1948

Alex Moyer

Miami Dolphins, 1985-86

Art Murakowski

Detroit Lions, 1951

Brian Musso

New York Jets, 1998

Roger Murphy

Montreal Alouettes, 1967-68

Tom Myers

Detroit Lions, 1965-66

Al Netter

San Francisco 49ers, 2013-14

Ikechuku Ndukwe

Washington Redskins, 2005
Baltimore Ravens, 2006
Miami Dolphins, 2008-09

Matt O'Dwyer

N.Y. Jets, 1995-98
Cincinnati Bengals, 1999-2003

Tampa Bay Buccaneers, 2004

Green Bay Packers, 2005

Larry Onesti

Houston Oilers, 1962-65

Charles Palmer

Racine Legion, 1924
Louisville Colonels, 1926

Barry Pearson

Pittsburgh Steelers, 1972-73
Kansas City Chiefs, 1974-76

Eric Peterman

Chicago Bears, 2009-10

Brian Peters

Minnesota Vikings, 2015

Kevin Peterson

Dallas Cowboys, 1989

Mark Philmore

Chicago Bears, 2006

John Pickens

New York Jets, 2005

Tim Powell

Los Angeles Rams, 1965
Pittsburgh Steelers, 1966

Kyle Prater

New Orleans Saints, 2015

Ray Purdin

Saskatchewan Roughriders, 1961-63

Rodney Ray

Miami Dolphins, 1996

Ron Rector

Washington Redskins, 1966

Atlanta Falcons, 1966-67

Ernest 'Pug' Rentner

Boston Redskins, 1934-36
Chicago Bears, 1936-37

Jack Riley

Boston Redskins, 1933

Nick Roach

San Diego Chargers, 2007
Chicago Bears, 2008-12
Oakland Raiders, 2013-14

Jeff Roehl

New York Giants, 2003
Seattle Seahawks, 2004
New England Patriots, 2005

Jack Rudnay

Kansas City Chiefs, 1970-81

Lafayette Russell

Philadelphia Eagles, 1933

Vic Schwall

Chicago Cardinals, 1947-50

Tyler Scott

Minnesota Vikings, 2014

Merl Searcy

Saskatchewan Roughriders, 1958

Michael Senters

Carolina Panthers, 1995
Kansas City Chiefs, 1997

Pete Shaw

San Diego Chargers, 1977-81
New York Giants, 1982-84

Steve Shine

Cincinnati Bengals, 1994

Jules Siegle

New York Giants, 1948

Trevor Siemian

Denver Broncos, 2015

Mike Sikich

Cleveland Browns, 1971
Chicago Fire, 1974

Sam Simmons

Miami Dolphins, 2002-04
Pittsburgh Steelers, 2005

Richard Smith

Washington Redskins, 1967-68
Montreal Alouettes, 1969-70

Mike Stock

Saskatchewan Roughriders, 1961

Don Stonesifer

Chicago Cardinals, 1951-56

Zach Strief

New Orleans Saints, 2006-

Ed Sutter

New England Patriots, 1992
Cleveland Browns, 1993-96

Baltimore Ravens, 1996

Cincinnati Bengals, 1997

Atlanta Falcons, 1997-98

Tyrell Sutton

Green Bay Packers, 2009
Carolina Panthers, 2010-11

Seattle Seahawks, 2012

Robert Swisher

Chicago Bears, 1938-42

Joe Szczecko

Atlanta Falcons, 1966-68
New York Giants, 1969

Jay Tant

Arizona Cardinals, 2000

Steve Tasker

Houston Oilers, 1985-86
Buffalo Bills, 1986-97

Rob Taylor

Chicago Blitz, 1983
Arizona Wranglers, 1984
Houston Gamblers, 1985
Tampa Bay Buccaneers, 1986-93

CURRENT WILDCAT ALUMNI IN THE NFL

The following players were on NFL rosters as of July 20, 2015:

Chi Chi Ariguzo San Diego Chargers
Corbin Bryant Buffalo Bills
Ibraheim Campbell Cleveland Browns
Jimmy Hall Oakland Raiders
Tony Jones Washington Redskins
Mike Kafka Minnesota Vikings
Rashad Lawrence Chicago Bears
Sherrick McManis Chicago Bears
Brian Peters Minnesota Vikings
Kyle Prater New Orleans Saints
Trevor Siemian Denver Broncos
Zach Strief New Orleans Saints
Brandon Vitabile Indianapolis Colts
Corey Wootton Chicago Bears

Dylan Thiry

New York Giants, 2008

Dick Thornton

Winnipeg Blue Bombers, 1961-66
Toronto Argonauts, 1967-73
Memphis Southmen, 1974-75

James Turner

Milwaukee Brewers, 1923

Matt Ulrich

Indianapolis Colts, 2005-07

Frederick Vanzo

Detroit Lions, 1938-41
Chicago Cardinals, 1941

Mike Varty

Washington Redskins, 1974
Baltimore Colts, 1975

Brandon Vitabile

Indianapolis Colts, 2015

Marvin Ward

Buffalo Bills, 2005
Minnesota Vikings, 2005

Harold Weldin

St. Louis Gunners, 1934

Norm Wells

Dallas Cowboys, 1980

Ray Wietcha

New York Giants, 1953-62

Len Williams

Las Vegas Possees, 1994
Baltimore CFL Colts, 1995

Fred Williamson

Pittsburgh Steelers, 1960
Oakland Raiders, 1961-64

Kansas City Chiefs, 1965-67

Larry Wood

Toronto Argonauts, 1962

Corey Wootton

Chicago Bears, 2010-13
Minnesota Vikings, 2014
Detroit Lions, 2015

Jason Wright

San Francisco 49ers, 2004
Atlanta Falcons, 2004-05
Cleveland Browns, 2005-08
Arizona Cardinals, 2009-10

George Zorich

Chicago Bears, 1944-46
Miami Seahawks, 1946
Baltimore Colts, 1947

Year	Rd.	Pick	No.	Name	Team	Pos.	Year	Rd.	Pick	No.	Name	Team	Pos.
2014	4	16	115	Ibraheim Campbell	Cleveland Browns	S	1983	1	4	4	Chris Hinton	Denver Broncos	T
	7	33	250	Trevor Siemian	Denver Broncos	QB	1982	12	22	328	Rob Taylor	Philadelphia Eagles	T
2012	7	26	233	Drake Dunsmore	Tampa Bay Buccaneers	TE	1980	12	25	330	Norm Wells	Dallas Cowboys	DE
	7	28	235	Jeremy Ebert	New England Patriots	WR	1978	6	15	153	Tony Ardzzone	Detroit Lions	G
2010	4	11	109	Corey Wootton	Chicago Bears	DE	1977	5	5	117	Randy Dean	New York Giants	QB
	4	24	122	Mike Kafka	Philadelphia Eagles	QB		6	13	152	Pete Shaw	San Diego Chargers	DB
	5	13	144	Sherrick McManis	Houston Texans	CB		7	7	174	Greg Boykin	New Orleans Saints	RB
2006	4	27	124	Barry Cofield	New York Giants	DL	1976	12	23	342	Darryl Brandford	Miami Dolphins	DT
	7	2	210	Zach Strief	New Orleans Saints	OT	1975	17	3	419	Mitch Anderson	Atlanta Falcons	QB
	7	13	221	Tim McGarigle	St. Louis Rams	LB	1974	3	12	64	Steve Craig	Minnesota Vikings	TE
2005	1	28	28	Luis Castillo	San Diego Chargers	DT		5	19	123	Pete Wessel	Los Angeles Raiders	DB
	3	30	93	Trai Essex	Pittsburgh Steelers	T		7	24	180	Mike Varty	Washington Redskins	LB
	6	30	244	Noah Herron	Pittsburgh Steelers	RB	1973	3	13	65	Jim Lash	Minnesota Vikings	WR
2003	4	36	133	Austin King	Tampa Bay Buccaneers	C		14	20	358	James Anderson	Green Bay Packers	DT
2002	1	23	23	Napoleon Harris	Oakland Raiders	LB	1972	7	6	162	Eric Hutchinson	Houston Oilers	DB
	4	3	101	Kevin Bentley	Cleveland Browns	LB		9	19	227	Jerry Brown	San Francisco 49ers	DB
	5	35	170	Sam Simmons	Miami Dolphins	WR	1971	5	16	120	Mike Adamle	Kansas City Chiefs	RB
2001	7	10	210	Harold Blackmon	Seattle Seahawks	DB		8	16	198	Rick Telander	Kansas City Chiefs	DB
	7	31	231	Dwayne Missouri	Baltimore Ravens	DE		11	14	274	Mike Sikich	Cleveland Browns	G
2000	5	35	164	Jay Tant	Arizona Cardinals	TE		12	1	287	John Rodman	New England Patriots	T
1999	2	4	35	Barry Gardner	Philadelphia Eagles	LB	1969	4	23	101	Jack Rudnay	Kansas City Chiefs	C
	3	10	71	D'Wayne Bates	Chicago Bears	WR		17	7	423	Chico Kurzawski	New Orleans Saints	DB
	4	17	112	Sean Bennett	New York Giants	RB	1968	11	11	284	Tom Garretson	Washington Redskins	DB
1998	5	11	134	Casey Dailey	New York Jets	LB	1967	1	11	11	Cas Banaszek	San Francisco 49ers	TE
	6	18	171	Nathan Strikwerda	Miami Dolphins	C		3	23	76	Phil Clark	Dallas Cowboys	DB
1997	4	9	105	Darnell Autry	Chicago Bears	RB		6	11	144	John McCambridge	Detroit Lions	DE
	6	1	164	Tim Scharf	New York Jets	LB		7	26	185	Bob McKelvey	New Orleans Saints	RB
	7	2	203	Hudhaifa Ismaeli	Miami Dolphins	DB		8	10	195	Roger Murphy	Chicago Bears	WR
1995	2	1	33	Matt O'Dwyer	New York Jets	G		10	5	242	Woodrow Campbell	Houston Oilers	RB
	5	1	135	Michael Senters	Carolina Panthers	WR		17	7	426	Ken Ramsey	Detroit Lions	DT
1994	3	21	86	Steve Shine	Cincinnati Bengals	LB	1966	9	13	138	Ron Rector	Green Bay Packers	RB
	6	26	187	Lee Gissendaner	Houston Oilers	WR		14	12	212	Mike Buckner	Chicago Bears	DB
1992	7	3	171	Darryl Ashmore	Los Angeles Rams	T	1965	2	2	16	Joe Cerne	San Francisco 49ers	C
1991	12	4	310	Bob Christian	Atlanta Falcons	RB		4	4	46	Tommy Myers	Detroit Lions	QB
1989	7	1	168	Kevin Peterson	Dallas Cowboys	LB		13	12	180	Steve Murphy	St. Louis Rams	RB
	9	25	248	Byron Sanders	Chicago Bears	RB		18	3	241	Mike Schwager	Chicago Bears	T
	11	16	295	Mike Baum	Seattle Seahawks	DE	1964	7	14	98	Chuck Logan	Chicago Bears	E
1987	10	7	258	Curtis Duncan	Houston Oilers	WR		14	13	195	Tom O'Grady	Green Bay Packers	E
1986	11	17	294	Tom Flaherty	Cincinnati Bengals	LB		15	14	210	George Burman	Chicago Bears	T
1985	3	27	83	Alex Moyer	Miami Dolphins	LB	1963	4	2	44	Paul Flatley	Minnesota Vikings	E
	9	2	226	Steve Tasker	Houston Oilers	WR		5	7	63	Jack Cverko	Green Bay Packers	G
	9	14	238	Keith Cruise	Cincinnati Bengals	DE		7	13	97	Burt Petkus	New York Giants	G
	11	21	301	Kevin Brown	Los Angeles Rams	DB	1962	1	6	6	Fate Echols	St. Louis Cardinals	T
1984	2	5	33	Mike Guendling	San Diego Chargers	LB		8	12	110	Larry Onesti	Chicago Bears	C
	5	16	128	John Kidd	Buffalo Bills	P		20	11	277	Paul Flatley	Cleveland Browns	B



STEVE TASKER was a ninth round pick by the Houston Oilers in 1985 before spending 12 years with Buffalo. He is regarded as the NFL's greatest special teams player of all time. A seven-time Pro Bowler, Tasker is a 2007 Bills' Wall of Fame inductee.



BARRY COFIELD, a fourth-round selection of the New York Giants in 2006, won the 2008 Super Bowl with the club as a starter on the interior of the defensive line.

Year	Rd.	Pick	No.	Name	Team	Pos.	Year	Rd.	Pick	No.	Name	Team	Pos.
1961	2	4	18	Elbert Kimbrough	Los Angeles Rams	E	1947	1	10	10	Vic Schwall	New York Giants	B
	6	5	75	Larry Wood	Los Angeles Rams	B		6	3	38	Frank Aschenbrenner	Pittsburgh Steelers	B
	6	13	83	Dick Thornton	St. Louis Cardinals	QB		7	7	52	Dick Connors	Green Bay Packers	B
	7	9	93	Ray Purdin	San Francisco 49ers	B		8	5	60	George Maddock	Chicago Cardinals	T
	7	14	98	Irv Cross	Philadelphia Eagles	B		11	6	91	Alex Sarkisian	Philadelphia Eagles	C
	12	8	162	Mike Stock	St. Louis Cardinals	B		26	10	245	Max Morris	Chicago Bears	B
	20	7	273	Albert Kimbrough	Baltimore Colts	B		30	5	280	Jerry Carle	Green Bay Packers	B
1960	1	9	9	Ron Burton	Philadelphia Eagles	HB		31	2	287	Vince DiFrancesca	Pittsburgh Steelers	G
	4	3	39	Jim Andreotti	Detroit Lions	C	1946	8	8	68	Jim Lecture	Philadelphia Eagles	G
	9	2	98	Dewitt Hoopes	St. Louis Cardinals	T		17	5	155	Ray Justak	New York Giants	G
1959	5	7	55	Andy Cverko	Green Bay Packers	C		24	1	221	Jack McKenzie	Chicago Cardinals	B
	8	2	86	Wilmer Fowler	Philadelphia Eagles	B		24	7	227	Bob Funderberg	Detroit Lions	B
1958	27	4	317	Ben Napolski	Chicago Bears	E		30	4	284	Harry Franck	Chicago Bears	B
	28	3	328	Gene Gossage	Philadelphia Eagles	T	1945	8	10	75	Nick Vodick	New York Giants	B
1957	23	8	273	Al Viola	Washington Redskins	G		11	6	104	Mack Creger	Washington Redskins	B
	30	5	354	Bob McKiever	Cleveland Browns	B		31	3	321	Ben Schadler	Detroit Lions	B
1956	28	1	326	John Smith	Detroit Lions	G	1944	1	4	4	Otto Graham	Detroit Lions	QB
	29	4	341	Jim Troglio	Chicago Cardinals	B		16	8	161	Ed (Buckets) Hirsch	Chicago Bears	B
1955	13	7	152	John Damore	New York Giants	C		21	3	211	Alex Kapter	Detroit Lions	G
1954	22	4	257	Joe Collier	New York Giants	E		21	7	215	Bill Ivy	Washington Redskins	T
	30	7	356	Don Rondou	Washington Redskins	B		23	1	231	Don Buffmire	Chicago Cardinals	B
1953	15	5	174	Ralph Jecha	Chicago Bears	G		26	8	271	Harry Franck	Chicago Bears	B
	20	8	237	Ray Huizinga	San Francisco 49ers	T		29	1	297	Vince DiFrancesca	Chicago Cardinals	T
	30	1	350	Tom Roche	Baltimore Colts	T	1943	9	10	80	Bob Motl	Washington Redskins	E
	30	8	357	Chuck Hren	Philadelphia Eagles	B		16	4	144	Nick Burke	Chicago Cardinals	G
1952	9	6	103	Dick Alban	Washington Redskins	B		28	8	268	Bud Hasse	Green Bay Packers	E
	13	7	152	Rich Athan	Chicago Bears	B	1942	2	5	15	Alf Bauman	Detroit Lions	T
1951	3	4	30	Art Murakowski	Detroit Lions	B		14	6	126	Bill deCorrevant	Washington Redskins	B
	14	12	171	Rudy Cernoch	Cleveland Browns	T		17	2	152	Don Clawson	Los Angeles Rams	B
	16	4	187	Gene Miller	Chicago Cardinals	B		19	9	179	George Benson	Green Bay Packers	B
	25	10	301	Johnny Miller	Chicago Bears	B	1941	11	7	97	Paul Heimenz	Green Bay Packers	C
1950	3	4	31	Art Murakowski	Detroit Lions	B		14	3	123	Joe Lokanc	Chicago Cardinals	G
	6	6	72	Gasper Perricone	Chicago Bears	B		18	8	168	Ollie Hahnenstein	Chicago Bears	B
	12	6	150	Ray Wietcha	New York Giants	C	1940	3	5	20	Johnny Haman	Los Angeles Rams	C
	15	4	187	Tom Worthington	Detroit Lions	B		11	4	94	Nick Cutlich	Brooklyn Dodgers	T
	18	13	235	Ed Tunnicliff	Philadelphia Eagles	B		11	9	99	Don Guritz	Green Bay Packers	G
	19	8	243	Loran Day	Chicago Cardinals	B	1939	15	6	136	Bob Voigts	Chicago Bears	T
	23	5	292	Joe Zuravleff	Washington Redskins	E	1938	3	8	23	Fred Vanzo	New York Giants	B
	28	13	365	Don Burson	Philadelphia Eagles	B		7	7	57	Johnny Kovatch	Green Bay Packers	E
1949	12	4	115	George Sundheim	New York Giants	B	1937	5	9	49	Dewitt Gibson	Green Bay Packers	T
1948	9	6	71	Ken Wiltgen	New York Giants	E		8	3	73	Steve Reid	Brooklyn Dodgers	G
								8	8	78	Steve Toth	Chicago Bears	B
							1936	4	2	29	Paul Tangora	Washington Redskins	G
								8	7	70	Wally Cruise	Green Bay Packers	B



CHRIS HINTON (left) and **OTTO GRAHAM** (right) are Northwestern's two highest draft picks, both taken fourth overall in their respective drafts. Hinton, selected in 1983, played with three different teams before retiring in 1995 as a seven-time Pro Bowler. "Automatic" Otto was taken fourth overall by the Detroit Lions in 1944, but after serving in the United States Coast Guard he began his career with the Cleveland Browns in 1946. Graham is considered the greatest winner in the history of professional sports after leading the Browns to 10 championship games in his 10 pro seasons, winning seven titles.



RECORD BOOK

TOTAL OFFENSE.....	126
RUSHING	127-128
PASSING	129-131
RECEIVING	132-133
ALL-PURPOSE YARDS.....	133-134
PUNT RETURNS	135
KICKOFF RETURNS.....	136
PUNTING	137
SCORING	138-140
DEFENSE.....	141-143
TEAM OFFENSE/TEAM DEFENSE	144-145





TOTAL OFFENSE

Rush-Pass Plays

Game: 98, Mike Kafka vs. Auburn, 2010 • •
Season: 642, Mike Kafka, 2010
Career: 1,975, Brett Basanez, 2002-05

Total Net Yards

Game: 562, Mike Kafka vs. Auburn, 2010
Season: 4,045, Brett Basanez, 2005
Career: 11,576, Brett Basanez, 2002-05

Most Offensive Yards Gained by a Freshman

Game: 431, Sandy Schwab vs. Michigan, 1982
Season: 2,555, Sandy Schwab, 1982

Most Offensive Yards Gained In First Game of Career

298, Tom Myers vs. South Carolina, 1962

• Denotes NCAA FBS Record

SINGLE-SEASON BESTS

Total Offensive Yards

Player	Year	Plays	Yards	Avg.
1. Brett Basanez	2005	610	4,045	6.6
2. Mike Kafka	2009	642	3,725	5.8
3. C.J. Bachér	2007	607	3,687	6.1
4. Zak Kustok	2001	579	3,272	5.7
5. Dan Persa	2010	466	3,100	6.7
6. Brett Basanez	2004	543	3,096	5.7
7. Zak Kustok	2000	529	2,894	5.5
8. C.J. Bachér	2008	492	2,662	5.4
9. Steve Schnur	1996	437	2,600	5.9
10. Sandy Schwab	1982	504	2,555	5.1

CAREER TOTAL OFFENSE YARDS

Player	Years	Plays	Yards	Avg.	Y/G
1. Brett Basanez	2002-05	1,975	11,576	5.9	246.3
2. Len Williams	1990-93	1,614	8,029	5.0	186.7
3. C.J. Bachér	2005-08	1,313	7,571	5.8	222.7
4. Zak Kustok	1999-01	1,353	7,116	5.3	237.2
5. Mike Greenfield	1984-87	1,415	6,707	4.7	172.0
6. Trevor Siemian	2011-14	1,076	5,908	5.5	134.3
7. Dan Persa	2008-11	927	5,897	6.4	143.8
8. Steve Schnur	1993-96	949	5,542	5.8	142.1
9. Sandy Schwab	1982-85	1,189	5,401	4.5	168.8
10. Mike Kafka	2006-09	905	5,152	5.7	171.7
11. Damien Anderson	1998-01	953	4,485	4.7	104.3
12. Kain Colter	2010-13	769	4,340	5.6	108.5
13. Maurie Daigneau	1969-71	806	3,930	4.9	126.8
14. Mike Kerrigan	1979-81	918	3,856	4.2	120.5
15. Darnell Autry	1994-96	787	3,793	4.8	111.6

SINGLE-GAME BESTS

Total Offensive Yards

1. 562	Mike Kafka vs. Auburn, 2010
2. 548	Brett Basanez vs. TCU, 2004
3. 532	Zak Kustok vs. Bowling Green, 2001
4. 525	C.J. Bachér vs. Michigan State, 2007
5. 506	Brett Basanez vs. Purdue, 2005
6. 491	C.J. Bachér vs. Minnesota, 2007
7. 448	Brett Basanez vs. UCLA, 2005
8. 446	Mike Greenfield vs. Northern Illinois, 1985
9. 433	Trevor Siemian vs. Illinois, 2013
10. 431	Sandy Schwab vs. Michigan, 1982

CAREER TOTAL OFFENSE LEADERS

YEAR-BY-YEAR LOOK AT NU'S TOP 10

1. Brett Basanez.....11,576	6. Trevor Siemian.....5,908
Year Rush Pass Total	Year Rush Pass Total
2002 96 2,204 2,300	2011 19 256 275
2003 219 1,916 2,135	2012 48 1,312 1,360
2004 258 2,838 3,096	2013 33 2,149 2,182
2005 423 3,622 4,045	2014 -123 2,214 2,091
Totals 996 10,580 11,576	Totals -23 5,931 5,908
2. Len Williams.....8,029	7. Dan Persa.....5,897
Year Rush Pass Total	Year Rush Pass Total
1990 140 1,700 1,840	2008 -2 0 -2
1991 207 1,630 1,837	2009 167 224 391
1992 119 2,110 2,229	2010 519 2,581 3,100
1993 76 2,047 2,123	2011 32 2,376 2,408
Totals 542 7,487 8,029	Totals 716 5,181 5,897
3. C.J. Bachér.....7,571	8. Steve Schnur.....5,542
Year Rush Pass Total	Year Rush Pass Total
2005 25 59 84	1993 -27 289 262
2006 -34 1,172 1,138	1994 -37 899 862
2007 31 3,656 3,687	1995 26 1,792 1,818
2008 230 2,432 2,662	1996 -32 2,632 2,600
Totals 252 7,319 7,571	Totals -70 5,612 5,542
4. Zak Kustok.....7,116	9. Sandy Schwab.....5,401
Year Rush Pass Total	Year Rush Pass Total
1999 209 741 950	1982 -180 2,735 2,555
2000 505 2,389 2,894	1983 -75 1,838 1,763
2001 580 2,692 3,272	1984 -16 845 829
Totals 1,294 5,822 7,116	1985 -7 261 254
5. Mike Greenfield.....6,707	Totals -278 5,679 5,401
Year Rush Pass Total	10. Mike Kafka.....5,152
1984 -9 733 724	Year Rush Pass Total
1985 70 2,152 2,222	2006 263 494 757
1986 418 1,653 2,071	2007 8 11 19
1987 425 1,265 1,690	2008 321 330 651
Totals 904 5,803 6,707	2009 295 3,430 3,725
	Totals 887 4,265 5,152

YEAR-BY-YEAR TOTAL OFFENSE LEADERS

Year	Player	Yards	Year	Player	Yards
1937	Don Heap	657	1976	Randy Dean	1,561
1938	Ollie Hahnenstein	517	1977	Scott Stranski	640
1939	Bill DeCorrevont	498	1978	Kevin Strasser	1,306
1940	Bill DeCorrevont	449	1979	Mike Kerrigan	895
1941	Otto Graham	856	1980	Mike Kerrigan	1,789
1942	Otto Graham	1,326	1981	Mike Kerrigan	1,172
1943	Otto Graham	756	1982	Sandy Schwab	2,555
1944	John Yungwirth	613	1983	Sandy Schwab	1,763
1945	James Farrar	713	1984	Sandy Schwab	829
1946	Art Murakowski	416	1985	Mike Greenfield	2,222
1947	Don Burson	404	1986	Mike Greenfield	2,071
1948	Art Murakowski	622	1987	Mike Greenfield	1,690
1949	Don Burson	775	1988	Greg Bradshaw	1,687
1950	Dick Flowers	1,025	1989	Tim O'Brien	2,262
1951	Bob Burson	786	1990	Len Williams	1,840
1952	Dick Thomas	1,208	1991	Len Williams	1,837
1953	Dick Thomas	931	1992	Len Williams	2,229
1954	Dale Pienta	411	1993	Len Williams	2,123
1955	Dale Pienta	366	1994	Steve Schnur	899
1956	Bob McKeiver	592	1995	Steve Schnur	1,818
1957	Ron Burton	389	1996	Steve Schnur	2,600
1958	Dick Thornton	1,078	1997	Tim Hughes	1,788
1959	John Talley	805	1998	Gavin Hoffman	2,044
1960	Dick Thornton	997	1999	Damien Anderson	1,312
1961	Tom O'Grady	571	2000	Zak Kustok	2,894
1962	Tom Myers	1,435	2001	Zak Kustok	3,272
1963	Tom Myers	1,292	2002	Brett Basanez	2,300
1964	Tom Myers	769	2003	Brett Basanez	2,135
1965	Bob McKelvey	578	2004	Brett Basanez	3,096
1966	Bill Melzer	1,170	2005	Brett Basanez	4,045
1967	Bill Melzer	1,205	2006	C.J. Bachér	1,138
1968	Dave Shelbourne	1,514	2007	C.J. Bachér	3,687
1969	Maurie Daigneau	1,051	2008	C.J. Bachér	2,662
1970	Mike Adamle	1,325	2009	Mike Kafka	3,725
1971	Maurie Daigneau	1,678	2010	Dan Persa	3,100
1972	Mitch Anderson	1,174	2011	Dan Persa	2,408
1973	Mitch Anderson	1,083	2012	Kain Colter	1,763
1974	Mitch Anderson	1,109	2013	Trevor Siemian	2,182
1975	Randy Dean	1,299	2014	Trevor Siemian	2,091

CAREER RUSHING YARDAGE LEADERS

1. Damien Anderson 4,485	6. Noah Herron 2,524
Year Att. Yards Avg.	Year Att. Yards Avg.
1998 164 537 3.3	2001 3 39 13.0
1999 306 1,128 3.7	2002 66 365 5.5
2000 311 2,063 6.6	2003 119 739 6.2
2001 172 757 4.4	2004 274 1,381 5.0
Totals 953 4,485 4.7	Totals 462 2,524 5.5
2. Tyrell Sutton 3,886	7. Greg Boykin 2,465
Year Att. Yards Avg.	Year Att. Yards Avg.
2005 250 1,474 5.9	1972 159 625 3.9
2006 189 1,000 5.3	1973 98 350 3.6
2007 108 522 4.8	1975 239 1,105 4.6
2008 184 890 4.8	1976 105 385 3.7
Totals 731 3,886 5.3	Totals 601 2,465 4.1
3. Darnell Autry 3,793	8. Kain Colter 2,180
Year Att. Yards Avg.	Year Att. Yards Avg.
1994 120 556 4.6	2010 29 143 4.9
1995 387 1,785 4.6	2011 135 654 4.8
1996 280 1,452 5.2	2012 170 894 5.3
Totals 787 3,793 4.8	2013 115 489 4.3
4. Bob Christian 2,643	Totals 449 2,180 4.9
Year Att. Yards Avg.	9. Mike Adamle 2,015
1987 0 0 —	Year Att. Yards Avg.
1988 98 413 4.2	1968 39 94 2.4
1989 277 1,291 4.7	1969 140 666 4.8
1990 237 939 4.0	1970 304 1,255 4.1
Totals 612 2,643 4.3	Totals 483 2,015 4.2
5. Jason Wright 2,625	10. Stanley Davenport 1,946
Year Att. Yards Avg.	Year Att. Yards Avg.
2000 0 0 —	1984 84 244 2.9
2001 3 3 1.0	1985 149 598 4.0
2002 219 1,234 5.6	1986 181 703 3.9
2003 267 1,388 5.2	1987 108 401 3.7
Totals 489 2,625 5.4	Totals 522 1,946 3.7

CAREER RUSHING TOUCHDOWN LEADERS

1. Damien Anderson, 38	7. Zak Kustok, 22
1998..... 4	1999..... 2
1999..... 3	2000..... 9
2000..... 23	2001..... 11
2001..... 8	Total..... 22
Total..... 38	
2. Darnell Autry, 35	8. Ron Burton, 21
1994..... 1	1957..... 3
1995..... 17	1958..... 12
1996..... 17	1959..... 6
Total..... 35	Total..... 21
3. Jason Wright, 32	9. Bob Christian, 20
2000..... 0	1987..... 0
2001..... 0	1988..... 4
2002..... 12	1989..... 10
2003..... 20	1990..... 6
Total..... 32	Total..... 20
4. Tyrell Sutton, 31	10. Brett Basanez, 18
2005..... 16	2002..... 4
2006..... 5	2003..... 2
2007..... 4	2004..... 5
2008..... 6	2005..... 7
Total..... 31	Total..... 18
5. Kain Colter, 28	10. Greg Boykin, 18
2010..... 2	Year..... TDs
2011..... 9	1973..... 3
2012..... 12	1975..... 9
2013..... 5	1976..... 0
Total..... 28	Total..... 18
6. Noah Herron, 26	
2001..... 0	
2002..... 7	
2003..... 5	
2004..... 14	
Total..... 26	

Rushing Attempts

Game: 48, Mike Adamle vs. Minnesota, 1970
 Season: 387, Darnell Autry, 1995
 Career: 953, Damien Anderson, 1998-01
Attempts Per Game
 Season: 32.3, Darnell Autry, 1995
 Career: 23.1, Darnell Autry, 1994-96

Net Rushing Yards

Game: 316, Mike Adamle vs. Wisconsin, 1969
 Season: 2,063, Damien Anderson, 2000
 Career: 4,485, Damien Anderson, 1998-01
 In First Game of Career: 192, Bill Swingle vs. Boston College, 1961
By a Freshman
 Game: 244, Tyrell Sutton vs. Wisconsin, 2005
 Season: 1,474, Tyrell Sutton, 2005
By a Quarterback
 Game: 217, Mike Kafka vs. Minnesota, 2008
 Season: 891, Kain Colter, 2012
 Career: 2,180, Kain Colter, 2010-13

Rushing Yards Per Game

Season: 171.9, Damien Anderson, 2000
 Career: 111.6, Darnell Autry, 1994-96

Rushing Yards Per Attempt

Game: (minimum 25 rushes) 8.8, Damien Anderson vs. MSU, 2000
 Season: (minimum 225 rushes) 6.6, Damien Anderson, 2000
 Career: (minimum 450 rushes) 5.5, Noah Herron, 2001-04

Most Rushing Yards Gained in Consecutive Games

Two Games: 511, Damien Anderson vs. Michigan State and Indiana, 2000
 Three Games: 685, Damien Anderson vs. Wisconsin, Michigan State and Indiana, 2000
 Four Games: 809, Damien Anderson vs. Minnesota, Michigan, Iowa, Illinois, 2000
 Five Games: 1,064, Damien Anderson vs. MSU, Indiana, Purdue, Minnesota, Michigan, 2000

Longest Rushing Plays

- 95, Bill Swingle vs. Boston College, 1961
- 91, Tiny Lewis vs. South Dakota, 1927
- 90, Alton Johnson vs. Chicago, 1898
- 89, Stanley Davenport vs. Iowa, 1986
- 85, Pay Purdin vs. Michigan, 1959
- 85, Albert Potter vs. Illinois, 1896
- 81, Vic Schwall vs. Ohio State, 1946
- 80, Ricky Edwards vs. Northern Illinois, 1982
- 80, Ollie Hahnenstein vs. Michigan, 1940
- 80, Mike Trumpy vs. Illinois, 2010
- 80, Venric Mark vs. Nebraska, 2012

Rushing Touchdowns

By a Freshman
 Game: 4, Tyrell Sutton vs. Northern Illinois, 2005
 Season: 16, Tyrell Sutton vs. Northern Illinois, 2005
By a Quarterback
 Season: 12, Kain Colter, 2012
 Career: 28, Kain Colter, 2010-13



DARNELL AUTRY holds five NU rushing records.



DAMIEN ANDERSON set 10 NU rushing records during the 2000 season.

YEAR-BY-YEAR RUSHING LEADERS

Year	Player	Rushes	Yds.	Avg.	Year	Player	Rushes	Yds.	Avg.
1937	Don Heap	NA	564	NA	1976	Pat Geegan	154	537	3.5
1938	Ollie Hahnenstein	65	405	6.2	1977	Dave Mishler	115	520	4.5
1939	Don Clawson	81	341	4.2	1978	Mike Cammon	73	322	4.4
1940	Don Clawson	NA	418	NA	1979	Jeff Cohn	117	426	3.6
1941	Bill DeCorrevont	76	344	4.5	1980	Jeff Cohn	137	503	3.7
1942	Ed Hirsch	119	438	4.7	1981	Jim Browne	52	162	3.1
1943	Otto Graham	NA	335	NA	1982	Ricky Edwards	157	688	4.4
1944	Henry Altepeter	NA	301	NA	1983	Ricky Edwards	183	561	3.1
1945	Dick Conners	116	671	5.8	1984	Casey Cummings	79	386	4.9
1946	Art Murakowski	NA	416	NA	1985	Stanley Davenport	149	598	4.0
1947	Art Murakowski	NA	367	NA	1986	Stanley Davenport	181	703	3.9
1948	Art Murakowski	119	622	5.1	1987	Byron Sanders	187	778	4.2
1949	Gasper Perricone	98	556	5.6	1988	Byron Sanders	264	1,062	4.0
1950	Rich Athan	170	688	4.1	1989	Bob Christian	277	1,291	4.7
1951	Chuck Hren	133	539	4.1	1990	Bob Christian	237	939	4.0
1952	Bob Lauter	NA	488	NA	1991	Eric Dixon	64	227	3.5
1953	Jim Troglio	50	312	6.2	1992	Len Williams	148	119	0.8
1954	Bob Lauter	NA	371	NA	1993	Robbie Glanton	36	159	4.4
1955	Jim Troglio	66	287	4.3	1994	Darnell Autry	120	556	4.6
1956	Bob McKeiver	115	592	5.2	1995	Darnell Autry	387	1,785	4.6
1957	Ron Burton	74	389	5.2	1996	Darnell Autry	280	1,452	5.2
1958	Ron Burton	141	613	4.3	1997	Adrian Autry	244	1,049	4.3
1959	Mike Stock	109	400	3.7	1998	Damien Anderson	164	537	3.3
1960	Mike Stock	133	536	4.0	1999	Damien Anderson	306	1,128	3.7
1961	Bill Swingle	79	483	6.1	2000	Damien Anderson	311	2,063	6.6
1962	Willie Stinson	NA	418	NA	2001	Damien Anderson	172	757	4.4
1963	Willie Stinson	115	368	4.0	2002	Jason Wright	219	1,234	5.6
1964	Steve Murphy	109	377	3.5	2003	Jason Wright	267	1,388	5.2
1965	Bob McKelvey	175	587	3.4	2004	Noah Herron	274	1,381	5.0
1966	Bob McKelvey	128	459	3.6	2005	Tyrell Sutton	250	1,474	5.9
1967	Bob Olson	143	507	3.5	2006	Tyrell Sutton	189	1,000	5.3
1968	Bob Olson	90	342	3.8	2007	Tyrell Sutton	108	522	4.8
1969	Mike Adamle	140	666	4.8	2008	Tyrell Sutton	184	890	4.8
1970	Mike Adamle	304	1,255	4.1	2009	Arby Fields	82	302	3.7
1971	Al Robinson	277	881	3.2	2010	Mike Trumpy	116	530	4.6
1972	Greg Boykin	159	625	3.9	2011	Kain Colter	135	654	4.8
1973	Stan Key	197	894	4.5	2012	Venric Mark	226	1,366	6.0
1974	Jim Pooler	216	949	4.4	2013	Treyvon Green	137	736	5.4
1975	Greg Boykin	239	1,105	4.6	2014	Justin Jackson	245	1,187	4.8

SINGLE-SEASON RUSHING BESTS

Net Yards Rushing

Player	Year	Att.	Yards	Avg.
1. Damien Anderson	2000	311	2,063	6.6
2. Darnell Autry	1995	387	1,785	4.6
3. Tyrell Sutton	2005	250	1,474	5.9
4. Darnell Autry	1996	280	1,452	5.2
5. Jason Wright	2003	267	1,388	5.2
6. Noah Herron	2004	274	1,381	5.0
7. Venric Mark	2012	226	1,366	6.0
8. Bob Christian	1989	277	1,291	4.7
9. Mike Adamle	1970	304	1,255	4.1
10. Jason Wright	2002	219	1,234	5.6

Rushing Touchdowns

Player	Year	TD
1. Damien Anderson	2000	23
2. Jason Wright	2003	20
3. Darnell Autry	1995	17
Darnell Autry	1996	17
5. Tyrell Sutton	2005	16
6. Noah Herron	2004	14
7. Kain Colter	2012	12
Venric Mark	2012	12
Jason Wright	2002	12
Ron Burton	1958	12

SINGLE-GAME RUSHING BESTS

Net Yards Rushing

- 316, Mike Adamle vs. Wisconsin, 1969
- 295, Byron Sanders vs. Minnesota, 1987
- 292, Damien Anderson vs. Indiana, 2000
- 268, Damien Anderson vs. Michigan, 2000
- 251, Jason Wright vs. Illinois, 2003
- 244, Tyrell Sutton vs. Wisconsin, 2005
- 240, Darnell Autry vs. Iowa, 1996
- 237, Jason Wright vs. Bowling Green, 2003
- 230, Damien Anderson vs. Minnesota, 2000
- 226, Darnell Autry vs. Purdue, 1995

Rushing Touchdowns

- 4, Mike Adamle vs. Minnesota, 1970
- 4, Darnell Autry vs. Iowa, 1996
- 4, Damien Anderson vs. Indiana, 2000
- 4, Damien Anderson vs. Illinois, 2000
- 4, Damien Anderson vs. Duke, 2001
- 4, Jason Wright vs. Indiana, 2002
- 4, Jason Wright vs. Kansas, 2003
- 4, Jason Wright vs. Indiana, 2003
- 4, Jason Wright vs. Illinois, 2003
- 4, Tyrell Sutton vs. Northern Illinois, 2005
- 4, Kain Colter vs. Indiana, 2012

Passing Attempts

Game: 78, Mike Kafka vs. Auburn, 2010
Season: 521, C.J. Bachér, 2007
Career: 1,584, Brett Basanez, 2002-05

Passing Completions

Game: 47, Mike Kafka vs. Auburn, 2010
Season: 319, Mike Kafka, 2009
Career: 913, Brett Basanez, 2002-05

Passing Yards

Half: 367, Mike Greenfield vs. Northern Illinois, 1985
Game: 532, Mike Kafka vs. Auburn, 2010
Season: 3,656, C.J. Bachér, 2007
Career: 10,580, Brett Basanez, 2002-05
First Game of Career: 275, Tom Myers vs. South Carolina, 1962

Passing Yards Per Attempt

Season: 7.4, Len Williams, 1992
Career: 7.2, Dick Thomas, 1952-53

Passing Efficiency Rating

Season: 159.0, Dan Persa, 2010
Career: 157.47, Dan Persa, 2008-2011

Passing Yards Per Completion

Season: 14.0, Maurie Daigneau, 1970
Career: 14.2, Maurie Daigneau, 1969-71

Most Passing Yards Gained in Consecutive Games

Two Games:
990, C.J. Bachér vs. Michigan State and Minnesota, 2007
Three Games:
1,351, C.J. Bachér vs. Michigan State, Minnesota and Eastern Michigan, 2007
Four Games:
1,640, C.J. Bachér vs. Michigan, Michigan State, Minnesota and Eastern Michigan, 2007
Five Games:
1,848, C.J. Bachér vs. Michigan, Michigan State, Minnesota, E. Michigan and Purdue, 2007

Touchdown Passes

Half: 4 (second), C.J. Bachér vs. Michigan State, 2007
Game: 5, Mitch Anderson vs. Minnesota, 1973; & C.J. Bachér vs. Michigan State, 2007
Season: 21, Brett Basanez, 2005
Career: 44, Brett Basanez, 2002-05 & Len Williams, 1990-93

First Game of Career: 2, Gavin Hoffman vs. UNLV, 1998; Sandy Schwab vs. Illinois, 1982; Tom Myers vs. South Carolina, 1962

By a Freshman

Game: 3, Gavin Hoffman vs. Hawaii, 1998; Gavin Hoffman vs. Purdue, 1998; Sandy Schwab vs. Ohio State, 1982
Season: 14, Sandy Schwab, 1982

Consecutive Games Throwing a TD Pass

Season: 12, Zak Kustok, 2000
Career: 24, Zak Kustok, 1999-01
Most Touchdown Passes by a Tandem
Season: 12, Steve Schnur and D'Wayne Bates, 1996
Career: 17, Steve Schnur and D'Wayne Bates, 1995-96

Passing Completion Percentage

Game (min. 30 atts.): 83.3 (35-42), Mike Kafka vs. Syracuse, 2009
Season (min. 300 atts.): 73.5 (222-302), Dan Persa, 2010
Career (min. 400 atts.): 72.7 (460-633), Dan Persa, 2009-11

SINGLE-GAME BESTS

Yards Passing

- 532 Mike Kafka vs. Auburn, 2010
- 520 C.J. Bachér vs. Michigan State, 2007
- 513 Brett Basanez vs. TCU, 2004
- 470 C.J. Bachér vs. Minnesota, 2007
- 463 Brett Basanez vs. Purdue, 2005
- 446 Mike Greenfield vs. Northern Illinois, 1985
- 436 Sandy Schwab vs. Michigan, 1982
- 421 Zak Kustok vs. Bowling Green, 2001
- 416 Brett Basanez vs. UCLA, 2005
- 414 Trevor Siemian vs. Illinois, 2013

Passes Attempted

- 78 Mike Kafka vs. Auburn, 2010
- 71 Sandy Schwab vs. Michigan, 1982
- 70 Brett Basanez vs. UCLA, 2005
- 62 Brett Basanez vs. TCU, 2004
- 61 C.J. Bachér vs. Michigan State, 2008
- 59 Sandy Schwab vs. Purdue, 1983
- 58 C.J. Bachér vs. Minnesota, 2007
- 55 Brett Basanez vs. Purdue, 2005
- 55 Mike Kerrigan vs. Illinois, 1981
- 55 Len Williams vs. Minnesota, 1993

Passes Completed

- 47 Mike Kafka vs. Auburn, 2010
- 45 Sandy Schwab vs. Michigan, 1982
- 41 C.J. Bachér vs. Minnesota, 2007
- 39 Brett Basanez vs. TCU, 2004
- 38 C.J. Bachér vs. Michigan State, 2007
- 38 Brett Basanez vs. UCLA, 2005
- 37 Brett Basanez vs. Purdue, 2005
- 36 Sandy Schwab vs. Purdue, 1983
- 35 Mike Kafka vs. Syracuse, 2009
- 34 Mike Kafka vs. Michigan State, 2009
- 34 C.J. Bachér vs. Michigan State, 2008

Longest Pass Plays

- 94 Mitch Anderson to Jim Lash vs. Michigan State, 1972
- 90 Dan Persa to Jeremy Ebert vs. Rice, 2011
- 81 Gavin Hoffman to D'Wayne Bates vs. Penn State, 1998
- 81 Mitch Anderson to Jim Lash vs. Indiana, 1972
- 80 Kain Colter to Jeremy Ebert vs. Nebraska, 2011
- 80 Zak Kustok to Kunle Patrick vs. Bowling Green, 2001
- 80 Sandy Schwab to Jon Harvey vs. Ohio State, 1982
- 80 Rick Venturi to Ron Rector vs. Illinois, 1965
- 79 Kevin Strasser to Mike McGee vs. Wisconsin, 1978
- 78 C.J. Bachér to Jeff Yarbrough vs. Michigan State, 2007
- 78 Steve Schnur to D'Wayne Bates vs. Penn State, 1996
- 78 Tom Myers to Ron Rector vs. Illinois, 1964
- 78 John Talley to Irv Cross vs. Notre Dame, 1959

SINGLE-SEASON BESTS

Touchdowns

Player	Year	TD
1. Brett Basanez	2005	21
2. Zak Kustok	2001	20
3. C.J. Bachér	2007	19
Zak Kustok	2000	19
C.J. Bachér	2008	19
6. Dan Persa	2011	17
Steve Schnur	1996	17
8. Mike Kafka	2009	16
9. Dan Persa	2010	15
10. Tim O'Brien	1989	14
Sandy Schwab	1982	14

Yards Passing

Player	Year	Att.	Comp.	Yards
1. C.J. Bachér	2007	521	318	3,656
2. Brett Basanez	2005	497	314	3,622
3. Mike Kafka	2009	492	319	3,430
4. Brett Basanez	2004	460	247	2,838
5. Sandy Schwab	1982	416	234	2,735
6. Zak Kustok	2001	404	231	2,692
7. Steve Schnur	1996	368	221	2,632
8. Dan Persa	2010	302	222	2,581
9. C.J. Bachér	2008	408	245	2,432
10. Zak Kustok	2000	363	206	2,389

Passing Efficiency

Player	Year	Att.	Comp.	Int.	Pct.	TD	Rating
1. Dan Persa	2010	302	222	4	73.5	15	159.0
2. Dan Persa	2011	260	193	7	74.2	17	154.8
3. Len Williams	1991	212	131	6	61.8	10	136.3
4. Brett Basanez	2005	497	314	8	63.2	21	135.1
5. Tom Myers	1962	195	116	14	59.5	13	133.3
6. Len Williams	1992	286	181	9	63.3	11	131.7
7. Mike Kafka	2009	492	319	12	64.8	16	129.3
8. Steve Schnur	1996	368	221	14	60.1	17	127.8
9. Trevor Siemian	2013	298	178	9	59.7	11	126.5
10. Zak Kustok	2000	363	206	7	56.7	19	125.5

CAREER TD PASSING LEADERS

1. Brett Basanez
Year.....TDs
2002.....7
2003.....4
2004.....12
2005.....21
Total.....44

1. Len Williams
Year.....TDs
1990.....12
1991.....10
1992.....11
1993.....11
Total.....44

3. C.J. Bachér
Year.....TDs
2005.....1
2006.....6
2007.....19
2008.....17
Total.....43

4. Zak Kustok
Year.....TDs
1999.....3
2000.....19
2001.....20
Total.....42

5. Dan Persa
Year.....TDs
2009.....2
2010.....15
2011.....17
Total.....34

6. Steve Schnur
Year.....TDs
1993.....2
1994.....4
1995.....9
1996.....17
Total.....32

7. Trevor Siemian
Year.....TDs
2011.....3
2012.....6
2013.....11
2014.....7
Total.....27

8. Mitch Anderson
Year.....TDs
1972.....7
1973.....12
1974.....7
Total.....26

10. Sandy Schwab
Year.....TDs
1982.....14
1983.....6
1984.....2
1985.....1
Total.....23

10. Mike Kerrigan
Year.....TDs
1979.....4
1980.....12
1981.....7
Total.....23

10. Maurie Daigneau
Year.....TDs
1969.....7
1970.....10
1971.....6
Total.....23

1. C.J. Bachér
Year.....Comp.
2005.....6
2006.....95
2007.....318
2008.....245
Total.....664

2. Brett Basanez
Year.....Comp.
2002.....190
2003.....162
2004.....247
2005.....314
Total.....913

3. Len Williams
Year.....Comp.
1990.....150
1991.....131
1992.....181
1993.....182
Total.....644

4. Sandy Schwab
Year.....Comp.
1982.....234
1983.....188
1984.....93
1985.....18
Total.....533

5. Trevor Siemian
Year.....Comp.
2011.....16
2012.....128
2013.....178
2014.....228
Total.....550

6. Zak Kustok
Year.....Comp.
1999.....70
2000.....206
2001.....231
Total.....507

7. Mike Greenfield
Year.....Comp.
1984.....80
1985.....199
1986.....126
1987.....92
Total.....497

8. Dan Persa
Year.....Comp.
2009.....20
2010.....222
2011.....218
Total.....460

9. Steve Schnur
Year.....Comp.
1993.....20
1994.....61
1995.....141
1996.....221
Total.....443

10. Mike Kafka
Year.....Comp.
2006.....55
2007.....2
2008.....32
2009.....319
Total.....408

CAREER PASSING YARDAGE LEADERS

1. Brett Basanez
Year.....Yards
2002.....2,204
2003.....1,916
2004.....2,838
2005.....3,622
Total.....10,580

2. Len Williams
Year.....Yards
1990.....1,700
1991.....1,630
1992.....2,110
1993.....2,047
Total.....7,487

3. C.J. Bachér
Year.....Yards
2005.....59
2006.....1,172
2007.....3,656
2008.....2,432
Total.....7,319

4. Trevor Siemian
Year.....Yards
2011.....256
2012.....1,312
2013.....2,149
2014.....2,214
Total.....5,931

5. Zak Kustok
Year.....Yards
1999.....741
2000.....2,389
2001.....2,692
Total.....5,822

6. Mike Greenfield
Year.....Yards
1984.....733
1985.....2,152
1986.....1,653
1987.....1,265
Total.....5,803

7. Sandy Schwab
Year.....Yards
1982.....2,735
1983.....1,838
1984.....845
1985.....261
Total.....5,679

8. Steve Schnur
Year.....Yards
1993.....289
1994.....899
1995.....1,792
1996.....2,632
Total.....5,612

9. Dan Persa
Year.....Yards
2009.....224
2010.....2,581
2011.....2,376
Total.....5,181

10. Mike Kafka
Year.....Yards
2006.....494
2007.....11
2008.....330
2009.....3,430
Total.....4,265

MISCELLANEOUS RECORDS

Consecutive Completions

16, Mike Kafka vs. Syracuse, 2009

Consecutive Passes Attempted Without an Interception

277, Zak Kustok, 2000-01

Games Passing for 200 Yards

Season: 11, C.J. Bachér, 2007; and Brett Basanez, 2005

Career: 26, Brett Basanez, 2002-05

Consecutive Games Passing for 200 Yards

Season: 9, Brett Basanez, 2005

Career: 10, Brett Basanez, 2002-05

Games Passing for 300 Yards

Season: 7, Brett Basanez, 2005

Career: 10, Brett Basanez, 2002-05

Consecutive Games Passing for 300 Yards

Season: 5, Brett Basanez, 2005

Career: 5, Brett Basanez, 2002-05

Games Passing for 400 Yards

Season: 2, C.J. Bachér, 2007; and Brett Basanez, 2005

Career: 3, Brett Basanez, 2002-05

Longest Pass Play

94 yards, Mitch Anderson to Jim Lash vs. Michigan State, 1972



CAREER PASS EFFICIENCY LEADERS (Minimum 200 Completions)

1. Dan Persa

Year	Att.	Comp.	Int.	Pct.	Yards	TD	Eff.
2009	34	20	2	58.8	224	2	121.8
2010	302	222	4	73.5	2,581	15	159.0
2011	297	218	7	73.4	2,376	17	154.8
Totals	633	460	13	72.7	5,181	34	155.0

2. Kain Colter

Year	Att.	Comp.	Int.	Pct.	Yards	TD	Eff.
2010	9	3	1	33.3	38	0	46.6
2011	82	55	1	67.1	673	6	157.7
2012	149	101	4	67.8	872	8	129.3
2013	80	63	3	78.8	577	4	148.3
Totals	320	222	9	69.4	2,160	18	139.0

3. Tim O'Brien

Year	Att.	Comp.	Int.	Pct.	Yards	TD	Eff.
1988	15	12	1	80.0	204	3	246.9
1989	334	207	15	62.0	2,218	14	122.6
Totals	349	219	16	62.8	2,422	17	128.0

4. Len Williams

Year	Att.	Comp.	Int.	Pct.	Yards	TD	Eff.
1990	262	150	9	57.3	1,700	12	120.0
1991	212	131	6	61.8	1,630	10	136.3
1992	286	181	9	63.3	2,110	11	131.7
1993	316	182	13	57.6	2,047	11	115.3
Totals	1,076	644	37	59.9	7,487	44	125.0

5. Mike Kafka

Year	Att.	Comp.	Int.	Pct.	Yards	TD	Eff.
2006	96	55	5	57.3	494	1	93.5
2007	3	2	0	66.7	11	0	97.5
2008	46	32	3	69.6	330	2	131.1
2009	492	319	12	64.8	3,430	16	129.3
Totals	637	408	20	64.1	4,265	19	123.9

6. Steve Schnur

Year	Att.	Comp.	Int.	Pct.	Yards	TD	Eff.
1993	43	20	4	46.5	289	2	99.7
1994	117	61	10	52.1	899	4	110.9
1995	257	141	6	54.9	1,792	9	120.3
1996	368	221	14	60.1	2,632	17	127.8
Totals	785	443	34	56.4	5,612	32	121.3

7. C.J. Bachér

Year	Att.	Comp.	Int.	Pct.	Yards	TD	Eff.
2005	15	6	1	40.0	59	1	81.7
2006	161	95	8	59.0	1,172	6	122.5
2007	521	318	19	61.0	3,656	19	124.7
2008	408	245	15	60.0	2,432	17	116.5
Totals	1,105	664	43	60.1	7,319	43	120.8

8. Brett Basanez

Year	Att.	Comp.	Int.	Pct.	Yards	TD	Eff.
2002	325	190	7	58.5	2,204	7	118.2
2003	302	162	12	53.6	1,916	4	103.4
2004	460	247	9	53.7	2,838	12	110.2
2005	497	314	8	63.2	3,622	21	135.1
Totals	1,584	913	36	57.6	10,580	44	118.4

9. Zak Kustok

Year	Att.	Comp.	Int.	Pct.	Yards	TD	Eff.
1999	153	70	6	45.8	741	3	85.1
2000	363	206	7	56.7	2,389	19	125.4
2001	404	231	10	57.2	2,692	20	124.5
Totals	920	507	23	55.1	5,822	42	118.3

10. Trevor Siemian

Year	Att.	Comp.	Int.	Pct.	Yards	TD	Eff.
2011	26	16	1	61.5	256	3	174.6
2012	218	128	3	58.7	1,312	6	115.6
2013	298	178	9	59.7	2,149	11	126.4
2014	392	228	11	58.2	2,214	7	105.9
Totals	934	550	24	58.9	5,931	27	116.6

YEAR-BY-YEAR PASSING LEADERS

Year	Player	Att.	Comp.	Int.	TD	Yds.
1938	Jack Ryan	42	17	NA	NA	233
1939	Bill DeCorrevont	48	20	NA	NA	215
1940	Bill DeCorrevont	NA	NA	NA	NA	189
1941	Otto Graham	75	36	12	NA	579
1942	Otto Graham	182	89	18	3	1,092
1943	Otto Graham	NA	NA	NA	NA	401
1944	John Yungwirth	NA	NA	NA	NA	613
1945	James Farrar	NA	NA	NA	NA	613
1946	Don Burson	25	11	3	2	193
1947	Don Burson	72	33	4	3	453
1948	Don Burson	80	33	8	5	493
1949	Don Burson	108	51	8	6	790
1950	Dick Flowers	183	91	11	9	1,061
1951	Bob Burson	157	61	15	7	903
1952	Dick Thomas	157	78	15	10	1,247
1953	Dick Thomas	145	74	5	6	933
1954	Dale Pienta	62	25	5	2	394
1955	Dale Pienta	42	21	5	2	335
1956	Jack Ellis	44	19	5	2	248
1957	Chip Holcomb	91	41	8	2	395
1958	Dick Thornton	122	53	8	7	828
1959	John Talley	100	44	6	4	783
1960	Dick Thornton	128	54	11	6	771
1961	Tom O'Grady	59	28	7	1	320
1962	Tom Myers	195	116	14	13	1,537
1963	Tom Myers	179	93	15	6	1,398
1964	Tom Myers	160	72	11	2	901
1965	Dennis Boothe	102	42	9	2	487
1966	Bill Melzer	176	94	12	7	1,171
1967	Bill Melzer	215	101	16	1	1,146
1968	Dave Shelbourne	251	105	16	7	1,358
1969	Maurie Daigneau	191	85	16	7	1,276
1970	Maurie Daigneau	204	88	12	10	1,228
1971	Maurie Daigneau	264	125	25	6	1,733
1972	Mitch Anderson	187	95	10	7	1,333
1973	Mitch Anderson	197	91	9	12	1,224
1974	Mitch Anderson	225	101	16	7	1,282
1975	Randy Dean	200	101	7	3	1,315
1976	Randy Dean	177	87	10	8	1,384
1977	Scott Stranski	95	37	10	4	541
1978	Kevin Strasser	307	151	13	6	1,526
1979	Mike Kerrigan	195	82	17	4	961
1980	Mike Kerrigan	337	173	17	12	1,816
1981	Mike Kerrigan	265	124	13	7	1,317
1982	Sandy Schwab	416	234	20	14	2,735
1983	Sandy Schwab	334	188	19	6	1,838
1984	Sandy Schwab	198	93	9	2	845
1985	Mike Greenfield	335	199	12	5	2,152
1986	Mike Greenfield	250	126	12	7	1,653
1987	Mike Greenfield	199	92	11	6	1,265
1988	Greg Bradshaw	257	129	11	9	1,550
1989	Tim O'Brien	334	207	15	14	2,218
1990	Len Williams	262	150	9	12	1,700
1991	Len Williams	212	131	6	10	1,630
1992	Len Williams	286	181	9	11	2,110
1993	Len Williams	316	182	13	11	2,047
1994	Steve Schnur	117	61	10	4	899
1995	Steve Schnur	257	141	6	9	1,792
1996	Steve Schnur	368	221	14	17	2,632
1997	Tim Hughes	270	142	6	11	1,862
1998	Gavin Hoffman	323	176	14	13	2,199
1999	Nick Kreinbrink	158	60	5	4	774
2000	Zak Kustok	363	206	7	19	2,389
2001	Zak Kustok	404	231	10	20	2,692
2002	Brett Basanez	325	190	7	7	2,204
2003	Brett Basanez	302	162	12	4	1,916
2004	Brett Basanez	460	247	9	12	2,838
2005	Brett Basanez	497	314	8	21	3,622
2006	C.J. Bachér	161	95	8	6	1,172
2007	C.J. Bachér	521	318	19	19	3,656
2008	C.J. Bachér	408	245	15	17	2,432
2009	Mike Kafka	492	319	12	16	3,430
2010	Dan Persa	302	222	4	15	2,805
2011	Dan Persa	297	218	7	17	2,376
2012	Trevor Siemian	217	128	3	6	1,312
2013	Trevor Siemian	298	178	9	11	2,149
2014	Trevor Siemian	392	228	11	7	2,214



Receptions

Game: 17, Jon Harvey vs. Michigan, 1982
Season: 94, Richard Buchanan, 1989
Career: 210, D'Wayne Bates, 1995-98

Receptions per Game

Season: 8.5, Richard Buchanan, 1989
Career: 5.7, D'Wayne Bates, 1995-98

Receptions by a Tight End

Game: 17, Jon Harvey vs. Michigan, 1982
Season: 52, Jon Harvey, 1982
Career: 143, Drake Dunsmore, 2007-11

Receptions by a Running Back

Game: 12, Ricky Edwards vs. Purdue, 1983
Season: 83, Ricky Edwards, 1983
Career: 149, Tyrell Sutton, 2005-08

Receptions by a Freshman

Season: 49, D'Wayne Bates, 1995

Receptions by a Freshman Running Back

Season: 44, Tyrell Sutton, 2005

Receiving Yardage

Game: 226, Todd Sheets vs. Purdue, 1980;
Jim Lash vs. Michigan State, 1972
Season: 1,245, D'Wayne Bates, 1998
Career: 3,370, D'Wayne Bates, 1995-98

Yards Gained by a Tight End

Game: 208, Jon Harvey vs. Michigan, 1982
Season: 807, Jon Harvey, 1982
Career: 1,567, Drake Dunsmore, 2007-11

Yards Gained by a Freshman

Season: 889, D'Wayne Bates, 1995

Yards Per Reception

Season (min. 25): 19.7, Joe Collier, 1952
Season (min. 40): 16.2, Andrew Brewer, 2009
Career (minimum 50):
17.9, Joe Collier, 1951-53

Touchdowns

Game: 4, Drake Dunsmore vs. Indiana, 2011
Season: 12, D'Wayne Bates, 1996
Career: 26, D'Wayne Bates, 1995-98

By a Tight End

Season: 6, Drake Dunsmore, 2011
Career: 14, Drake Dunsmore, 2007-11

By a Freshman

Season: 6, Steve Craig, 1970

SINGLE-GAME BESTS

Receiving Yards

- 226, Todd Sheets vs. Purdue, 1980
- 226, Jim Lash vs. Michigan State, 1972
- 208, Jeremy Ebert vs. Rice, 2011
- 208, Jon Harvey vs. Michigan, 1982
- 202, Jonathan Fields vs. TCU, 2004
- 189, Todd Jenkins vs. Purdue, 1982
- 185, Tony Jones vs. Syracuse, 2013
- 183, Brian Musso vs. Duke, 1997
- 182, Christian Jones vs. Illinois, 2013
- 179, Kunle Patrick vs. Bowling Green, 2001
- 178, Roger Murphy vs. Indiana, 1966
- 175, Richard Buchanan vs. Duke, 1989

Receptions

- 17, Jon Harvey vs. Michigan, 1982
- 16, Zeke Markshausen vs. Mich. St., 2009
- 15, Todd Jenkins vs. Purdue, 1982
- 14, Richard Buchanan vs. Minnesota, 1989
- 13, Christian Jones vs. Illinois, 2013
- 13, Jeremy Ebert vs. Iowa, 2011
- 13, Lee Gissendaner vs. Minnesota, 1993
- 13, Richard Buchanan vs. Duke, 1989
- 13, Sam Poulos vs. Illinois, 1979
- 13, Don Stonesifer vs. Minnesota, 1950
- 12, Zeke Markshausen vs. Auburn, 2010
- 12, Eric Peterman vs. Minnesota, 2007
- 12, Mark Philmore vs. TCU, 2004
- 12, Sam Simmons vs. Michigan, 2000
- 12, Ricky Edwards vs. Purdue, 1983

YEAR-BY-YEAR RECEIVING YARDAGE LEADERS

Year	Player	Rec.	Yds.
1946	Ken Wiltgen	13	285
1947	Frank Aschenbrenner	8	58
1948	Frank Aschenbrenner	9	90
1949	Burt Keddie	15	214
1950	Don Stonesifer	42	560
1951	John Hill	9	149
1952	Joe Collier	38	748
1953	Joe Collier	22	354
1954	Ziggie Niepokoj	15	157
1955	Jack Stillwell	11	242
1956	Bob McKeiver	15	171
1957	Bob McKeiver	16	120
1958	Ron Burton	19	392
1959	Elbert Kimbrough	16	235
1960	Elbert Kimbrough	26	373
1961	Chuck Logan	13	130
1962	Paul Flatley	45	632
1963	Gary Crum	22	417
1964	Cas Banaszek	27	316
1965	Cas Banaszek	30	332
1966	Roger Murphy	51	777
1967	Don Anderson	33	376
1968	Bruce Hubbard	33	551
1969	Bruce Hubbard	25	384
1970	Barry Pearson	33	552
1971	Barry Pearson	48	674
1972	Jim Lash	36	667
1973	Steve Craig	30	479
1974	Scott Yelvington	37	417
1975	Scott Yelvington	50	686
1976	Scott Yelvington	34	649
1977	Mark Bailey	22	347
1978	Tim Hill	24	122
1979	Todd Sheets	43	614
1980	Todd Sheets	33	570

Year	Player	Rec.	Yds.
1981	Jim Browne	24	140
1982	Jon Harvey	52	807
1983	Ricky Edwards	83	570
1984	Casey Cummings	28	131
1985	Brian Nuffer	40	328
1986	Curtis Duncan	29	437
1987	George Jones	40	668
1988	Richard Buchanan	41	514
1989	Richard Buchanan	94	1,115
1990	Richard Buchanan	60	834
1991	Mark Benson	45	831
1992	Lee Gissendaner	68	846
1993	Lee Gissendaner	58	669
1994	Michael Senters	28	385
1995	D'Wayne Bates	49	889
1996	D'Wayne Bates	75	1,196
1997	Brian Musso	58	865
1998	D'Wayne Bates	83	1,245
1999	Teddy Johnson	23	354
2000	Teddy Johnson	33	595
2001	Sam Simmons	50	807
2002	Jon Schweighardt	58	719
2003	Roger Jordan	31	442
2004	Mark Philmore	54	633
2005	Shaun Herbert	79	862
2006	Shaun Herbert	47	494
2007	Eric Peterman	66	744
2008	Eric Peterman	59	737
2009	Zeke Markshausen	91	858
2010	Jeremy Ebert	62	953
2011	Jeremy Ebert	75	1,060
2012	Christian Jones	35	412
2013	Christian Jones	54	668
2014	Kyle Prater	51	535

SINGLE-SEASON BESTS

Receiving Yards

Player	Year	Yards
1. D'Wayne Bates	1998	1,245
2. D'Wayne Bates	1996	1,196
3. Richard Buchanan	1989	1,115
4. Jeremy Ebert	2011	1,060
5. Jeremy Ebert	2010	953
6. Andrew Brewer	2009	925
7. D'Wayne Bates	1995	889
8. Brian Musso	1997	865
9. Shaun Herbert	2005	862
10. Zeke Markshausen	2009	858

Receiving Touchdowns

Player	Year	TD
1. D'Wayne Bates	1996	12
2. Jeremy Ebert	2011	11
3. Andrew Brewer	2009	9
D'Wayne Bates	1998	9
Richard Buchanan	1989	9
6. Jeremy Ebert	2010	8
Brian Musso	1997	8
Joe Collier	1952	8
9. Ross Lane	2007	7
Sam Simmons	2001	7
Teddy Johnson	2000	7
Richard Buchanan	1990	7

Receptions

Player	Year	Rec.	Yards	TD
1. Richard Buchanan	1989	94	1,115	9
2. Zeke Markshausen	2009	91	858	3
3. D'Wayne Bates	1998	83	1,245	9
Ricky Edwards	1983	83	570	0
5. Shaun Herbert	2005	79	862	6
6. D'Wayne Bates	1996	75	1,196	12
Jeremy Ebert	2011	75	1,060	11
8. Lee Gissendaner	1992	68	846	6
9. Eric Peterman	2007	66	744	3
10. Jeremy Ebert	2010	62	953	8
11. Ross Lane	2008	60	640	3
Jonathan Fields	2005	60	555	0
Richard Buchanan	1990	60	834	7

MISCELLANEOUS RECORDS

Consecutive Games Catching a Pass

Season: 13, Kunle Patrick, 2003; Jeremy Ebert, 2010
Career: 47, Kunle Patrick, 2000-03

Consecutive Games Catching a TD Pass

Season: 5, Teddy Johnson, 2000
Career: 6, Richard Buchanan, 1989-90

Number of Games Gaining 100 Yards

Season: 5, Jeremy Ebert, 2011, D'Wayne Bates, 1996, 1998 and Richard Buchanan, 1989
Career: 15, D'Wayne Bates, 1995-98

Number of Games Gaining 200 Yards

Season: 1, Jeremy Ebert, 2011; 1, Jonathan Fields, 2004; Jon Harvey, 1982; Todd Sheets, 1980; Jim Lash, 1972

Number of Games Catching a TD Pass

Season: 10, D'Wayne Bates, 1996
Career: 20, D'Wayne Bates, 1995-98

CAREER RECEIVING YARDAGE LEADERS

1. D'Wayne Bates	6. Shaun Herbert
1995.....889	2003.....105
1996.....1,196	2004.....465
1997.....40	2005.....862
1998.....1,245	2006.....494
Total.....3,370	Total.....1,926
2. Richard Buchanan	7. Lee Gissendaner
1987.....11	1990.....129
1988.....514	1991.....234
1989.....1,115	1992.....846
1990.....834	1993.....669
Total.....2,474	Total.....1,878
3. Jeremy Ebert	8. Kunle Patrick
2008.....161	2000.....369
2009.....226	2001.....672
2010.....953	2002.....558
2011.....1,060	2003.....274
Total.....2,400	Total.....1,873
4. Ross Lane	9. Mark Philmore
2005.....378	2002.....245
2006.....401	2003.....228
2007.....649	2004.....633
2008.....640	2005.....662
Total.....2,068	Total.....1,768
5. Eric Peterman	10. Scott Yelvington
2005.....181	1973.....10
2006.....349	1974.....417
2007.....744	1975.....686
2008.....737	1976.....649
Total.....2,011	Total.....1,762

CAREER RECEPTIONS LEADERS

1. D'Wayne Bates	6. Ross Lane
1995.....49	2005.....24
1996.....75	2006.....30
1997.....3	2007.....49
1998.....83	2008.....60
Total.....210	Total.....163
2. Richard Buchanan	7. Mark Philmore
1987.....2	2002.....31
1988.....41	2003.....23
1989.....94	2004.....54
1990.....60	2005.....55
Total.....197	Total.....163
3. Jeremy Ebert	8. Eric Peterman
2008.....15	2005.....12
2009.....21	2006.....23
2010.....62	2007.....66
2011.....75	2008.....59
Total.....173	Total.....160
4. Kunle Patrick	9. Lee Gissendaner
2000.....34	1990.....11
2001.....56	1991.....19
2002.....49	1992.....68
2003.....32	1993.....58
Total.....171	Total.....156
5. Shaun Herbert	10. Tyrell Sutton
2003.....10	2005.....44
2004.....32	2006.....40
2005.....79	2007.....30
2006.....47	2008.....35
Total.....168	Total.....149

CAREER RECEIVING TOUCHDOWN LEADERS

1. D'Wayne Bates	6. Joe Collier
1995.....5	Year.....TD
1996.....12	1951.....3
1997.....0	1952.....8
1998.....9	1953.....2
Total.....26	Total.....13
2. Richard Buchanan	6. Ross Lane
1987.....0	2005.....1
1988.....6	2006.....2
1989.....9	2007.....7
1990.....7	2008.....3
Total.....22	Total.....13
3. Jeremy Ebert	9. Eric Peterman
2008.....2	2005.....2
2009.....0	2006.....1
2010.....8	2007.....3
2011.....11	2008.....6
Total.....21	Total.....12
4. Sam Simmons	10. Brian Musso
1998.....1	1994.....0
1999.....1	1995.....0
2000.....5	1996.....3
2001.....7	1997.....8
Total.....14	Total.....11
4. Drake Dunsmore	10. Steve Craig
2007.....0	1971.....1
2009.....3	1972.....4
2010.....5	1973.....6
2011.....6	Total.....11
Total.....14	10. Teddy Johnson
6. Lee Gissendaner	1997.....0
1990.....0	1998.....0
1991.....2	1999.....4
1992.....6	2000.....7
1993.....5	Total.....11
Total.....13	

CAREER ALL-PURPOSE LEADERS

Player	Years	Rush	Rec.	Int.	PR	KR	Yds.
1. Damien Anderson	1998-01	4,485	502	0	0	284	5,271
2. Tyrell Sutton	2005-08	3,886	1,244	0	0	8	5,138
3. Darnell Autry	1994-96	3,793	447	0	0	369	4,609
4. Venric Mark	2010-13	1,630	199	0	523	1,919	4,271
5. Jason Wright	2000-03	2,625	577	0	0	828	4,030
6. Ricky Edwards	1979-83	1,369	1,056	0	0	1,499	3,924
7. Noah Herron	2001-04	2,524	781	0	0	231	3,536
8. D'Wayne Bates	1995-98	12	3,370	0	109	0	3,491
9. Bob Christian	1987-90	2,643	845	0	0	0	3,488
10. Sam Simmons	1998-01	324	1,698	0	511	937	3,470
11. Mike Adamle	1968-70	2,015	502	0	0	856	3,373
12. Lee Gissendaner	1990-93	10	1,878	0	606	750	3,244
13. Todd Sheets	1976-80	53	1,515	0	241	1,423	3,232
14. Jim Pooler	1973-75	1,323	236	0	139	1,325	3,023
15. Brian Musso	1994-97	37	1,709	0	1,075	55	2,876
16. Kain Colter	2010-13	2,180	683	0	0	0	2,863
17. Ron Burton	1957-59	1,359	530	103	253	577	2,822
18. Richard Buchanan	1987-90	69	2,474	0	196	0	2,739
19. Greg Boykin	1972-76	2,465	267	0	0	0	2,732
20. Jeremy Ebert	2008-11	47	2,400	0	0	86	2,533

SINGLE-SEASON ALL-PURPOSE YARDS

Player	Year	Rush	Rec.	Int.	PR	KR	Total
1. Damien Anderson	2000	2,063	132	0	0	0	2,195
2. Venric Mark	2012	1,366	104	0	280	416	2,166
3. Darnell Autry	1995	1,785	168	0	0	70	2,023
4. Jason Wright	2002	1,234	266	0	0	513	2,013
5. Jason Wright	2003	1,388	251	0	0	232	1,871
6. Tyrell Sutton	2005	1,474	396	0	0	0	1,870
7. Jim Pooler	1974	949	25	0	21	807	1,802
8. Noah Herron	2004	1,381	351	0	0	0	1,732
9. Darnell Autry	1996	1,452	196	0	0	16	1,664
10. Ricky Edwards	1983	561	570	0	0	523	1,654

Plays

Game: 51, Ricky Edwards vs. Indiana, 1983

Season: 417, Darnell Autry, 1995

Career: 1,022, Damien Anderson, 1998-01

All-Purpose Yards

Game: 336, Jason Wright vs. Bowling Green, 2003

Season: 2,195, Damien Anderson, 2000

Career: 5,271, Damien Anderson, 1998-01

By a Freshman

Game: 281, Venric Mark vs. Wisconsin, 2010

Season: 1,870, Tyrell Sutton, 2005



CAREER ALL-PURPOSE YARDS LEADERS

1. Damien Anderson5,271						
Year	Rush	Rec.	Int.	PR	KR	Totals
1998	537	79	0	0	0	616
1999	1,128	184	0	0	0	1,312
2000	2,063	132	0	0	0	2,195
2001	757	107	0	0	284	1,148
Totals	4,485	502	0	0	284	5,271

2. Tyrell Sutton5,138						
Year	Rush	Rec.	Int.	PR	KR	Totals
2005	1,474	396	0	0	0	1,870
2006	1,000	261	0	0	8	1,269
2007	522	282	0	0	0	804
2008	890	305	0	0	0	1,195
Totals	3,886	1,244	0	0	8	5,138

3. Darnell Autry4,609						
Year	Rush	Rec.	Int.	PR	KR	Totals
1994	556	83	0	0	283	922
1995	1,785	168	0	0	70	2,023
1996	1,452	196	0	0	16	1,664
Totals	3,793	447	0	0	369	4,609

4. Venric Mark4,271						
Year	Rush	Rec.	Int.	PR	KR	Totals
2010	63	43	0	116	550	772
2011	104	4	0	127	915	1,150
2012	1,366	104	0	280	416	2,166
2013	97	48	0	0	38	183
Totals	1,630	199	0	523	1,919	4,271

5. Jason Wright4,030						
Year	Rush	Rec.	Int.	PR	KR	Totals
2000	0	12	0	0	69	81
2001	3	48	0	0	14	65
2002	1,234	266	0	0	513	2,013
2003	1,388	251	0	0	232	1,871
Totals	2,625	577	0	0	828	4,030

6. Ricky Edwards3,924						
Year	Rush	Rec.	Int.	PR	KR	Totals
1979	18	0	0	0	72	90
1980	102	143	0	0	0	245
1981	0	1	0	0	611	612
1982	688	342	0	0	293	1,323
1983	561	570	0	0	523	1,654
Totals	1,369	1,056	0	0	1,499	3,924

7. Noah Herron3,536						
Year	Rush	Rec.	Int.	PR	KR	Totals
2001	39	18	0	0	103	160
2002	365	184	0	0	99	648
2003	739	228	0	0	29	996
2004	1,381	351	0	0	0	1,732
Totals	2,524	781	0	0	231	3,536

8. D'Wayne Bates3,491						
Year	Rush	Rec.	Int.	PR	KR	Totals
1995	16	889	0	0	0	905
1996	14	1,196	0	0	0	1,210
1997	0	40	0	0	0	40
1998	-18	1,245	0	109	0	1,336
Totals	12	3,370	0	109	0	3,491

9. Bob Christian3,488						
Year	Rush	Rec.	Int.	PR	KR	Totals
1987	0	24	0	0	0	24
1988	413	294	0	0	0	707
1989	1,291	199	0	0	0	1,490
1990	939	328	0	0	0	1,267
Totals	2,643	845	0	0	0	3,488

10. Sam Simmons3,470						
Year	Rush	Rec.	Int.	PR	KR	Totals
1998	124	132	0	8	607	871
1999	65	261	0	169	131	626
2000	61	498	0	172	198	929
2001	74	807	0	162	1	1,044
Totals	324	1,698	0	511	937	3,470

YEAR-BY-YEAR ALL-PURPOSE LEADERS

Year	Player	Rush	Rec.	Int.	PR	KR	Totals
1946	Vic Schwall	445	-2	36	159	227	865
1947	Tom Worthington	140	81	167	118	203	709
1948	Art Murakowski	622	19	96	17	0	754
1949	Gasper Perricone	556	52	0	0	27	635
1950	Rich Athan	688	4	0	0	47	739
1951	Chuck Hren	539	43	0	0	0	582
1952	Joe Collier	0	748	0	0	14	762
1953	Joe Collier	0	354	0	0	50	404
1954	Jim Troglgio	254	0	0	21	53	328
1955	Jim Troglgio	286	26	0	0	116	428
1956	Bob McKeiver	592	171	0	58	251	1,072
1957	Ron Burton	389	0	48	28	195	660
1958	Ron Burton	613	392	44	98	181	1,328
1959	Ron Burton	357	138	11	127	201	834
1960	Mike Stock	537	44	0	0	0	537
1961	Bill Swingle	483	87	2	14	5	591
1962	Willie Stinson	418	175	13	0	272	878
1963	Willie Stinson	368	54	0	47	369	838
1964	Steve Murphy	377	69	0	0	6	452
1965	Ron Rector	345	1250	0	0	208	678
1966	Roger Murphy	0	777	0	0	0	777
1967	Chico Kurzwaski	477	326	0	104	262	1,169
1968	Mike Adamle	94	108	0	0	732	934
1969	Mike Adamle	666	260	0	0	124	1,050
1970	Mike Adamle	1,255	134	0	0	0	1,389
1971	Al Robinson	881	106	0	0	76	1,063
1972	Greg Boykin	625	100	0	0	0	725
1973	Stan Key	894	28	0	0	0	922
1974	Jim Pooler	949	25	0	21	807	1,802
1975	Greg Boykin	1,105	120	0	0	0	1,225
1976	Scott Yelvington	0	649	0	0	0	649
1977	Todd Sheets	31	199	0	91	431	752
1978	Tim Hill	195	122	0	0	504	821
1979	Todd Sheets	22	614	0	77	513	1,226
1980	Jeff Cohn	503	162	0	0	0	665
1981	Jim Browne	162	140	0	0	0	302
1982	Ricky Edwards	688	342	0	0	293	1,323
1983	Ricky Edwards	561	570	0	0	523	1,654
1984	Curtis Duncan	14	171	0	0	464	649
1985	Curtis Duncan	0	498	0	0	299	797
1986	Curtis Duncan	13	437	0	0	446	896
1987	George Jones	21	668	0	0	530	1,219
1988	Byron Sanders	1,062	127	0	0	159	1,348
1989	Bob Christian	1,291	199	0	0	0	1,490
1990	Bob Christian	939	328	0	0	0	1,267
1991	Mark Benson	20	831	0	0	0	851
1992	Lee Gissendanar	10	846	0	327	381	1,564
1993	Lee Gissendanar	0	669	0	223	369	1,261
1994	Darnell Autry	556	83	0	0	283	922
1995	Darnell Autry	1,785	168	0	0	70	2,023
1996	Darnell Autry	1,452	0	0	0	16	1,664
1997	Brian Musso	37	865	0	222	18	1,142
1998	D'Wayne Bates	18	1,245	0	73	0	1,336
1999	Damien Anderson	1,128	184	0	0	0	1,312
2000	Damien Anderson	2,063	132	0	0	0	2,195
2001	Damien Anderson	757	107	0	0	284	1,184
2002	Jason Wright	1,234	266	0	0	513	2,013
2003	Jason Wright	1,388	251	0	0	232	1,871
2004	Noah Herron	1,381	351	0	0	0	1,732
2005	Tyrell Sutton	1,474	396	0	0	0	1,870
2006	Tyrell Sutton	1,000	261	0	0	08	1,269
2007	Eric Peterman	58	744	67	0	0	869
2008	Tyrell Sutton	890	305	0	0	8	1,195
2009	Andrew Brewer	0	925	0	33	135	1,093
2010	Jeremy Ebert	21	953	0	0	0	974
2011	Jeremy Ebert	26	1,060	0	0	7	1,093
2012	Venric Mark	1,366	104	0	280	416	2,166
2013	Treyvon Green	736	71	0	0	0	807
2014	Justin Jackson	1,187	201	0	0	0	1,388

Punt Returns

Game: 6, by many, most recent: Brian Musso at Notre Dame, 1995

Season: 28, Brian Musso, 1995

Career: 96, Brian Musso, 1994-97

Punt Return Yards

Game: 134, Venric Mark vs. Syracuse, 2012

Season: 547, Pug Rentner, 1931

Career: 1,075, Brian Musso, 1994-97

Average Gain Per Punt Return

Game: (minimum 3) 40.3, Lee Gissendanar vs. Stanford, 1992

Game: (minimum 5) 17.3, Gene Miller vs. Minnesota, 1950

Season: (minimum 1.0 per game) 21.8, Lee Gissendanar, 1992

Career: (minimum 1.0 per game) 14.8, Lee Gissendanar, 1990-93

Punt Return Touchdowns

Game: 1, by many, most recent: Tony Jones at Purdue, 2014

Season: 2, Venric Mark, 2012; Tom Worthington, 1949

Career: 3, Brian Musso, 1994-97; Tom Worthington, 1946-49

PUNT RETURN LEADERS

CAREER PUNT RETURN AVERAGE ♦

Player	Years	No.	Yards	Avg.
1. Venric Mark	2010-13	32	523	16.3
2. Lee Gissendanar	1990-93	41	606	14.8
3. Sam Simmons	1998-01	40	511	12.8
4. Brian Musso	1993-97	96	1,075	11.2
5. Steve Tasker	1982-84	28	303	10.8
6. Roland Wahl	1962-63	20	194	9.7
7. Walter Jones	1950-52	31	255	8.2
8. Brian Nuffer	1985-86	28	210	7.5
9. Barry Pearson	1969-71	56	394	7.0
10. Kunle Patrick	2000-03	50	334	6.7

SINGLE-SEASON PUNT RETURN AVERAGE ♦

Player	Year	No.	Yards	Avg.
1. Lee Gissendanar	1992	15	327	21.8
2. Venric Mark	2012	15	280	18.7
3. Tom Worthington	1949	16	296	18.5
4. Vic Schwall	1946	10	159	15.9
5. Sam Simmons	1999	11	169	15.4
6. Ron Burton	1959	9	127	14.1
7. Brian Musso	1995	28	393	14.0
8. Lee Gissendanar	1993	16	223	13.9
9. Sam Simmons	2000	13	172	13.2
10. Otto Graham	1942	13	167	12.8

♦ average 1.0 per game

LONGEST PUNT RETURNS

- 93 Otto Graham vs. Kansas State, 1941
- 87 Sam Simmons vs. TCU, 1999
- 86 Brian Musso vs. Indiana, 1995
- 82 Venric Mark vs. Syracuse, 2012
- 81 Marquice Cole vs. Northern Illinois, 2005
- 81 Dirk Adams vs. Duke, 1987
- 80 Pug Rentner vs. Minnesota, 1931
- 79 Art Murakowski vs. Wisconsin, 1949
- 77 Don Heap vs. Wisconsin, 1936
- 75 Venric Mark vs. Penn State, 2012

YEAR-BY-YEAR PUNT RETURN LEADERS

Year	Player	No.	Yards	Avg.
1946	Vic Schwall	10	159	15.9
1947	Frank Aschenbrenner	9	90	10.0
1948	Loran Day	17	214	12.6
1949	Tom Worthington	16	296	18.5
1950	Dick Alban	11	113	10.3
1951	Dick Alban	9	55	6.1
1952	Walter Jones	23	180	7.8
1953	Richard Ranicke	7	52	7.4
1954	Richard Ranicke	13	67	5.2
1955	Richard Widmark	5	46	9.2
1956	Willmer Fowler	5	65	13.0
1957	Bob McKeiver	5	22	4.4
1958	Ron Burton	10	98	9.8
1959	Ron Burton	9	127	14.1
1960	Albert Kimbrough	5	28	5.6
1961	Albert Kimbrough	5	22	4.4
1962	Roland Wahl	15	151	10.1
1963	Roland Wahl	5	43	8.6
1964	Dick McCauley	8	60	7.5
1965	Larry Gates	11	73	6.6
1966	Larry Gates	19	105	5.5
1967	Chico Kurzawski	15	104	6.9
1968	Rich Dean	16	119	7.4
1969	Barry Pearson	13	76	5.9
1970	Barry Pearson	23	195	8.4
1971	Barry Pearson	20	123	6.1
1972	Greg Strunk	12	139	11.5
1973	Neil Little	6	37	6.2
1974	Pat Geegan	6	38	6.3
1975	Pete Shaw	12	110	9.2
1976	Pete Shaw	10	87	8.7
1977	Todd Sheets	11	91	8.3
1978	Pat Geegan	7	45	6.4
1979	Todd Sheets	8	77	9.6
1980	Todd Sheets	2	15	7.5
1981	Steve Bogan	6	42	7.0
1982	Steve Tasker	16	129	8.1
1983	Steve Tasker	5	92	18.4
1984	Steve Tasker	7	82	11.7
1985	Brian Nuffer	15	133	8.9
1986	Brian Nuffer	13	77	5.9
1987	Dirk Adams	3	82	27.3
1988	Pat New	7	70	10.0
1989	Richard Buchanan	8	71	8.9
1990	Patrick Wright	9	64	7.1
1991	Lee Gissendanar	10	56	5.6
1992	Lee Gissendanar	15	327	♦ 21.8
1993	Lee Gissendanar	16	223	13.9
1994	Brian Musso	20	180	9.0
1995	Brian Musso	28	393	14.0
1996	Brian Musso	25	280	11.2
1997	Brian Musso	22	222	9.7
1998	Josh Barnes	22	189	8.6
1999	Sam Simmons	11	169	15.4
2000	Sam Simmons	13	172	13.2
2001	Sam Simmons	15	162	10.8
2002	Kunle Patrick	19	142	7.5
2003	Kunle Patrick	25	150	6.0
2004	Mark Philmore	14	145	10.4
2005	Marquice Cole	8	216	27.0
2006	Brendan Smith	4	47	11.8
2007	Eric Peterman	11	67	6.1
2008	Brendan Smith	15	118	7.9
2009	Brendan Smith	9	59	6.6
2010	Venric Mark	9	116	12.9
2011	Venric Mark	8	127	14.3
2012	Venric Mark #	15	280	18.7
2013	Tony Jones	9	64	7.1
2014	Miles Shuler	3	42	14.0

♦ Ranked first nationally in NCAA statistics

Named FWAA All-American as punt returner



Kickoff Returns

Game: 8, Byron Sanders vs. Michigan, 1988

Season: 40, Venric Mark, 2011

Career: 84, Stephen Simmons, 2007-10

Kickoff Return Yards

Game: 273, Venric Mark at Wisconsin, 2010

Season: 807, Jim Pooler, 1974

Career: 1,995, Stephen Simmons, 2007-10

Kickoff Return Average

Game: (minimum 3) 63.7, Jason Wright vs. TCU, 2002

Season: (minimum 1.2 per game) 28.5, Jason Wright, 2002

Career: (minimum 1.5 per game) 24.3, Steve Tasker, 1982-84

Kickoff Return Touchdowns

Game: 1, by many, most recent: Solomon Vault vs. Illinois, 2014

Season: 1, by many, most recent: Solomon Vault vs. Illinois, 2014

Career: 2, Pug Rentner, 1930-31

Longest Kickoff Return

100 yards, Jason Wright vs. TCU, 2002

YEAR-BY-YEAR KICKOFF RETURN LEADERS

Year	Player	No.	Yards	Avg.
1946	Vic Schwall	12	227	18.9
1947	Frank Aschenbrenner	9	195	21.7
1948	Frank Aschenbrenner	7	91	13.0
1949	John Miller	7	145	20.7
1950	Dick Alban	6	126	21.0
1951	Dick Alban	5	93	18.6
1952	Walter Jones	11	228	20.7
1953	Nick Chandler	5	126	25.2
1954	Robert King	6	87	14.5
1955	Frank Jeske	7	147	21.0
1956	Bob McKeiver	11	251	22.8
1957	Willmer Fowler	14	358	25.6
1958	Ron Burton	8	181	22.6
1959	Ray Purdin	11	236	21.4
1960	Dick Thornton	6	199	33.2
1961	Larry Benz	4	75	18.8
1962	Willie Stinson	12	272	22.7
1963	Willie Stinson	13	369	28.3
1964	Ron Rector	13	358	27.5
1965	Dick Smith	11	253	23.0
1966	Mike Bradburn	12	253	21.1
1967	Chico Kurzawski	13	262	20.1
1968	Mike Adamle	34	732	21.5
1969	Al Robinson	27	522	19.3
1970	Johnny Cooks	17	322	18.9
1971	Greg Strunk	8	211	26.3
1972	A.J. Owens	22	476	21.6
1973	Jim Pooler	7	142	20.3
1974	Jim Pooler	38	807	21.2
1975	Jim Pooler	17	376	22.1
1976	Todd Sheets	20	430	21.5
1977	Todd Sheets	23	431	18.7
1978	Tim Hill	20	504	25.2
1979	Todd Sheets	26	513	19.7
1980	Lou Tiberi	18	402	22.3
1981	Ricky Edwards	30	611	20.4
1982	Steve Tasker	17	410	24.1
1983	Ricky Edwards	24	523	21.8
1984	Curtis Duncan	17	464	27.3
1985	Curtis Duncan	11	299	27.2
1986	Walter Ding	7	188	26.9
1987	Marcus Lang	9	158	17.6
1988	Pat New	21	450	21.4
1989	Terry Smith	19	367	19.3
1990	Patrick Wright	38	659	17.3
1991	Mike Senters	19	337	17.7
1992	Lee Gissendanar	17	381	22.4
1993	Lee Gissendanar	17	369	21.7
1994	Michael Senters	22	483	22.0
1995	Hudhaifa Ismaeli	7	209	29.9
1996	Hudhaifa Ismaeli	14	315	22.5
1997	Teddy Johnson	15	343	22.9
1998	Sam Simmons	22	607	27.6
1999	Louis Ayeni	17	295	17.4
2000	Teddy Johnson	18	432	24.0
2001	Damien Anderson	11	284	15.8
2002	Jason Wright	18	513	28.5
2003	Derell Jenkins	18	320	17.8
2004	Jeff Backes	11	333	30.3
2005	Gerard Hamlett	21	468	22.3
2006	Sherrick McManis	28	588	21.0
2007	Sherrick McManis	31	718	23.2
2008	Stephen Simmons	23	509	22.1
2009	Stephen Simmons	26	657	25.3
2010	Venric Mark	21	550	26.2
2011	Venric Mark	40	915	24.0
2012	Venric Mark	21	416	19.8
2013	Matthew Harris	21	484	23.0
2014	Treyvon Green	12	241	20.1

KICKOFF RETURN LEADERS

CAREER KICKOFF RETURN AVERAGE ♦

Player	Years	No.	Yards	Avg.
1. Jeff Backes	2002-04	38	1,007	26.5
2. Curtis Duncan	1983-86	50	1,308	26.2
3. Willie Stinson	1961-63	28	718	25.6
4. Steve Tasker	1982-84	31	752	24.3
5. Stephen Simmons	2006-10	84	1,995	23.8
6. Venric Mark	2010-13	83	1,919	23.1
7. Lee Gissendanar	1990-93	34	750	22.1
8. Sherrick McManis	2006-09	59	1,306	22.1
9. A.J. Owens	1972	22	476	21.6
Eric Scott	1993	24	518	21.6

SINGLE-SEASON KICKOFF RETURN AVERAGE ♦

Player	Year	No.	Yards	Avg.
1. Jason Wright	2002	18	513	28.5
2. Willie Stinson	1963	13	369	28.3
3. Sam Simmons	1998	22	607	27.6
4. Ron Rector	1964	13	358	27.5
5. Curtis Duncan	1984	17	464	27.3
6. Curtis Duncan	1985	11	299	27.2
7. Jeff Backes	2002	18	472	26.2
Venric Mark	2010	21	550	26.2
9. Damien Anderson	2001	11	284	25.8
10. Willmer Fowler	1955	14	359	25.6

♦ average 1.0 per game

LONGEST KICKOFF RETURNS

- 100 Jason Wright vs. TCU, 2002
- 99 Stephen Simmons vs. Ohio State, 2007
- 99 Curtis Duncan vs. Indiana, 1984
- 98 Pug Rentner vs. Illinois, 1930
- 98 Wilbur Hightower vs. Indiana, 1913
- 97 Jeff Backes vs. Minnesota, 2004
- 95 Pug Rentner vs. Minnesota, 1931
- 94 Venric Mark vs. Wisconsin, 2010
- 93 Teddy Johnson vs. Minnesota, 2000
- 93 Todd Sheets vs. Iowa, 1976
- 93 Greg Strunk vs. Ohio State, 1971
- 93 Frank Aschenbrenner vs. UCLA, 1947

Punts

Game: 13, J.J. Standring vs. Ohio State, 1998

Season: 84, J.J. Standring, 1999

Career: 305, J.J. Standring, 1998-01

Punting Yards

Game: 551, J.J. Standring vs. Ohio State, 1998

Season: 3,404, J.J. Standring, 1999

Career: 12,639, J.J. Standring, 1998-01

Punting Average

Game: (minimum 5) 56.6, Paul Burton vs.

Air Force, 1994: vs. Indiana, 1995

Season: (minimum 50) 45.6, John Kidd, 1982

Career: (minimum 175) 41.8, John Kidd, 1980-83

Punts Over 50 Yards

Season: 19, J.J. Standring, 2001


Career: 57, John Kidd, 1980-83

Longest Punt

90, Paul Burton vs. Indiana, 1995;

Steve Toth vs. Wisconsin, 1934

J.J. STANDRING



YEAR-BY-YEAR PUNTING LEADERS

Year	Player	Avg.
1946	Frank Aschenbrenner	32.8
1947	Tom Worthington	35.8
1948	Frank Aschenbrenner	36.9
1949	Tom Worthington	39.8
1950	Norm Kragseth	34.6
1951	Norm Kragseth	32.5
1952	Norm Kragseth	35.0
1953	Dick Thomas	37.3
1954	George Gondek	36.0
1955	Jim Troglia	34.6
1956	Bob McKeiver	39.6
1957	Bob McKeiver	39.0
1958	Dick Thornton	35.2
1959	Mike Stock	34.7
1960	Dick Thornton	34.4
1961	Dave Cox	35.4
1962	Merlin Norenberg	37.4
1963	Merlin Norenberg	41.4
1964	Tom Myers	35.0
1965	Ron Rector	40.5
1966	Cas Banaszek	35.8
1967	Chico Kurzwaski	38.2
1968	Dick Emmerich	36.6
1969	Rick Telander	37.0
1970	Marty McGann	40.5
1971	Marty McGann	37.3
1972	Marty McGann	39.2
1973	Wayne Frederickson	36.8
1974	Randy Dean	36.4
1975	Randy Dean	42.5
1976	Randy Dean	35.3
1977	Bob Schmidt	34.4
1978	Jeff Christensen	36.0
1979	Bob Schmidt	34.5
1980	John Kidd	38.7
1981	John Kidd	41.7
1982	John Kidd	45.6
1983	John Kidd	41.9
1984	Shawn Carpenter	36.9
1985	Shawn Carpenter	36.5
1986	Shawn Carpenter	36.5
1987	Shawn Carpenter	39.5
1988	Ed Sutter	41.4
1989	Ed Sutter	43.5
1990	Ed Sutter	38.4
1991	Ed Sutter	39.8
1992	Matt Dzierwa	37.3
1993	Paul Burton	40.1
1994	Paul Burton	43.0
1995	Paul Burton	39.7
1996	Paul Burton	43.8
1997	Tim Hughes	40.5
1998	J.J. Standring	41.5
1999	J.J. Standring	40.5
2000	J.J. Standring	40.9
2001	J.J. Standring	43.1
2002	Brian Huffman	41.5
2003	Brian Huffman	39.9
2004	Brian Huffman	39.1
2005	Ryan Pederson	39.6
2006	Slade Larscheid	37.2
2007	Stefan Demos	40.1
2008	Stefan Demos	39.0
2009	Stefan Demos	35.0
2010	Brandon Williams	40.0
2011	Brandon Williams	40.8
2012	Brandon Williams	39.9
2013	Chris Gradone	37.8
2014	Chris Gradone	37.9

PUNTING LEADERS

CAREER PUNT AVERAGE

Player, Years	Year	No.	Yards	Avg.
1. John Kidd	1980-83	261	10,916	41.8
2. J.J. Standring	1998-01	305	12,639	41.4
3. Paul Burton	1993-96	216	8,948	41.4
4. Ed Sutter	1988-91	218	8,803	40.4
6. Brian Huffman	2000, 2002-04	191	7,683	40.2
7. Marty McGann	1970-72	182	7,114	39.1
Brandon Williams	2010-13	235	9,200	39.1
8. Randy Dean	1974-76	154	5,925	38.5

minimum 100 punts

SINGLE SEASON PUNT AVERAGE

Player	Year	No.	Yards	Avg.
1. John Kidd	1982	52	2,371	45.6
2. Paul Burton	1996	45	1,972	43.8
3. Ed Sutter	1989	33	1,436	43.5
4. J.J. Standring	2001	69	2,971	43.1
5. Paul Burton	1994	51	2,193	43.0
6. Randy Dean	1975	58	2,463	42.5
7. John Kidd	1983	67	2,808	41.9
8. John Kidd	1981	79	3,296	41.7
9. J.J. Standring	1998	78	3,240	41.5
10. Brian Huffman	2002	66	2,737	41.5

average 1.0 per game

LONGEST PUNTS

1. 90	Paul Burton vs. Indiana, 1995
90	Steve Toth vs. Wisconsin, 1934
3. 88	Ollie Olson vs. Illinois, 1932
4. 80	Merlin Norenberg vs. Minnesota, 1963
5. 79	Ed Sutter vs. Illinois, 1990
6. 78	John Kidd vs. Wisconsin, 1980
7. 77	Brandon Williams vs. Rice, 2011
8. 76	Ed Sutter vs. Rutgers, 1989
9. 75	Ed Sutter vs. Duke, 1990
75	Ed Sutter vs. Wisconsin, 1988
75	John Kidd vs. Wisconsin, 1982
75	Steve Toth vs. Ohio State, 1936

Points

Game: 27, Otto Graham vs. Wisconsin, 1943

Season: 138, Damien Anderson, 2000

Career: 280, Jeff Budzien, 2010-13

Points Scored per Game

Season: 11.5, Damien Anderson, 2000

Career: 7.4, Jeff Budzien, 2010-13

Points Scored—Kicking

Game: 17, Tim Long vs. Michigan, 2000; Brian Gowins vs. Hawaii, 1998

Season: 107, Jeff Budzien, 2012

Career: 280, Jeff Budzien, 2010-13

Touchdowns Scored

Game: 4:

Kain Colter vs. Indiana, 2012;
Drake Dunsmore vs. Indiana, 2011;
Tyrell Sutton vs. Northern Illinois, 2005

Tyrell Sutton vs. Wisconsin, 2005

Jason Wright vs. Indiana, 2002

Jason Wright vs. Kansas, 2003

Jason Wright vs. Indiana, 2003

Jason Wright vs. Illinois, 2003

Damien Anderson vs. Duke, 2001

Damien Anderson vs. Indiana, 2000

Damien Anderson vs. Illinois, 2000,

Darnell Autry vs. Iowa, 1996;
Ricky Edwards vs. Northern Illinois,
1982;

Mike Adamle vs. Minnesota, 1970

Otto Graham vs. Wisconsin, 1943

Season: 23, Damien Anderson, 2000

Career: 38, Damien Anderson, 1998-01

By a Freshman

Game: 4, Tyrell Sutton (twice, vs.
Northern Illinois and Wisconsin), 2005

Season: 18, Tyrell Sutton, 2005

Touchdowns Scored in Consecutive Games

Two games: 6, Tyrell Sutton, 2005 (twice, Ohio and Northern Illinois, and
Penn State and Wisconsin), Damien Anderson, 2000 (Michigan State
and Indiana); Darnell Autry, 1996 (Iowa and Purdue)

Three games: 8, Darnell Autry, 1996; (Iowa, Purdue and Tennessee)

Consecutive Games Scoring a Touchdown

Season: 9, Damien Anderson, 2000

Career: 9, Damien Anderson, 2000

Most Games Scoring a Touchdown

Season: 10, Noah Herron, 2004; Jason Wright, 2003; Damien Anderson,
2000

Career: 22, Damien Anderson, 1998-01

Most Games Scoring Two or More Touchdowns

Season: 8, Damien Anderson, 2000

Career: 12, Darnell Autry 1994-96

PATs Attempted

Game: 7, Amado Villarreal vs. Michigan State, 2007; David Wasielewski vs.
Navy, 2002; Tim Long vs. Illinois, 2000; Tim Long vs. Indiana, 2000;

Bill Planisek vs. Illinois, 1970

Season: 52, Tim Long, 2000

Career: 136, Jeff Budzien, 2010-13

PATs Made

Game: 7, David Wasielewski vs. Navy, 2002; Tim Long vs. Illinois, 2000;
Tim Long vs. Indiana, 2000

Season: 50, Tim Long, 2000; Jeff Budzien, 2011; Jeff Budzien, 2012

Career: 136, Jeff Budzien, 2010-13

PATs Made (cont.)

Highest Percentage

Season: (minimum 20 attempts) 100.0, Ira Adler, 1990; John Duvic, 1986;
Sam Valenzisi, 1994; Brian Gowins, 1998; Jeff Budzien, 2011; Jeff Budzien,
2012, 2013

Career: (minimum 50 attempts):

1. 100.0, Jeff Budzien, 2010-13


2. 98.4, John Duvic, 1983-86

Consecutive PATs Made

Game: 7, Tim Long vs. Illinois, 2000; Tim Long vs. Indiana, 2000

Season: 50, Jeff Budzien, 2011; Jeff Budzien, 2012

Career: 136, Jeff Budzien, 2010-13



Field Goals Attempted

Game: 6, Brian Huffman vs. TCU, 2004; Sam Valenzisi vs.
Minnesota, 1994

Season: 27, Brian Gowins, 1997

Career: 85, Brian Gowins, 1995-98

Beyond 50 yards

Season: 5, John Duvic, 1984

Career: 9, Brian Gowins, 1995-98

Field Goals Made

Game: 5, Joel Howells vs. Penn State, 2005; Jeff Budzien
vs. Boston College, 2012

Season: 23, Jeff Budzien, 2013

Career: 58, Brian Gowins, 1995-98

Consecutive: 17, Jeff Budzien, 2013

Beyond 50 yards

Game: 1, by many, most recent: David Wasielewski vs. Air
Force, 2002

Season: 2, Sam Valenzisi, 1994

Career: 3, Brian Gowins, 1995-98

By a Freshman

Game: 2, Nick Mirkopulos vs. Arizona, 1975

Season: 6, Nick Mirkopulos, 1975

Highest Percentage

Game (minimum 4 attempts): 100.0, Jeff Budzien vs.

Boston College (5-5), 2012; Jeff Budzien vs. Michigan (4-4), 2013;

Stefan Demos vs. Purdue (4-4), 2009, and vs. Wisconsin (4-4), 2009; Sam
Valenzisi vs. Michigan (4-4), 1995

Season (minimum 10 attempts): 95.0, Jeff Budzien, 2012

Career: (minimum 25 attempts) 87.3, Jeff Budzien, 2010-13; 75.0, Amado
Villarreal, 2005-08

Most Games Kicking a Field Goal

32, Brian Gowins, 1995-98

Consecutive Games Kicking a Field Goal

9, Brian Gowins, 1997

Most Times Kicking Two or More Field Goals in a Game

Season: 8, Brian Gowins, 1997

Career: 20, Brian Gowins, 1995-98

Most Times Kicking Three or More Field Goals in a Game

Season: 4, John Duvic, 1986; Jeff Budzien, 2012

Career: 6, John Duvic, 1983-86; Sam Valenzisi, 1992-95

Longest Field Goal Made

54 yards, Nick Mirkopulos vs. Arizona, 1975

By a Freshman

54 yards, Nick Mirkopulos vs. Arizona, 1975

SINGLE-GAME BESTS

Points

1.	27	Otto Graham vs. Wisconsin, 1943
2.	24	Kain Colter vs. Indiana, 2012
	24	Drake Dunsmore vs. Indiana, 2011
	24	Tyrell Sutton vs. Wisconsin, 2005
	24	Tyrell Sutton vs. Northern Illinois, 2005
	24	Jason Wright vs. Illinois, 2003
	24	Jason Wright vs. Indiana, 2003
	24	Jason Wright vs. Kansas, 2003
	24	Jason Wright vs. Indiana, 2002
	24	Damien Anderson vs. Duke, 2001
	24	Damien Anderson vs. Illinois, 2000
	24	Damien Anderson vs. Indiana, 2000
	24	Darnell Autry vs. Iowa, 1996
	24	Ricky Edwards vs. Northern Illinois, 1982
	24	Mike Adamle vs. Minnesota, 1970
15.	22	Dick Emmerich vs. Iowa, 1968
16.	20	Bob Christian vs. Air Force, 1988
	20	Vic Gustafson vs. South Dakota, 1929

Field Goals

1.	5	Joel Howells vs. Penn State, 2005
	5	Jeff Budzien vs. Boston College, 2012
3.	4	Jack Mitchell vs. Notre Dame, 2014
	4	Jeff Budzien vs. Michigan, 2013
	4	Stefan Demos vs. Wisconsin, 2009
	4	Stefan Demos vs. Purdue, 2009
	4	Tim Long vs. Michigan, 2000
	4	Brian Gowins vs. Hawaii, 1998
	4	Sam Valenzisi vs. Michigan, 1995
	4	Sam Valenzisi vs. Minnesota, 1993
10.	3	Accomplished 32 times; most recently by Jeff Budzien vs. Illinois, 2013

YEAR-BY-YEAR SCORING LEADERS

Year	Player	Points	Year	Player	Points
1938	Bernie Jefferson	24	1976	Mark Bailey	24
1939	Don Clawson	32		Scott Yelvington	24
1940	Don Clawson	45	1977	Sam Poulos	24
1941	Otto Graham	48	1978	Steve Bogan	36
1942	Ed Hirsch	24	1979	Steve Bogan	24
1943	Otto Graham	61		Dave Mishler	24
1944	Duane Sickles	18	1980	Jay Anderson	37
1945	Dick Conners	30	1981	Steve Bogan	24
1946	Vic Schwall	50	1982	Ricky Edwards	54
1947	Art Murakowski	30	1983	John Duvic	27
1948	Frank Aschenbrenner	24	1984	John Duvic	48
	Art Murakowski	24	1985	John Duvic	48
1949	Art Murakowski	30	1986	John Duvic	77
1950	Rich Athan	42	1987	Ira Adler	58
1951	Chuck Hren	24	1988	Bob Christian	44
1952	Joe Collier	48	1989	Bob Christian	74
	Chuck Hren	48	1990	Ira Adler	48
1953	Bob Lauter	30	1991	Mark Benson	42
1954	George Gondek	12	1992	Lee Gissendaner	54
	John Rearden	12	1993	Sam Valenzisi	49
1955	Jack Weber	18	1994	Sam Valenzisi	60
1956	Bob McKeiver	38	1995	Darnell Autry	108
1957	Ron Burton	18	1996	Darnell Autry	108
1958	Ron Burton	76	1997	Brian Gowins	79
1959	Ron Burton	36	1998	Brian Gowins	72
1960	Mike Stock	39	1999	Tim Long	47
1961	Bill Swingle	30	2000	Damien Anderson	138
1962	Steve Murphy	56	2001	Zak Kustok	66
1963	Steve Murphy	36	2002	Jason Wright	78
1964	Steve Murphy	36	2003	Jason Wright	126
1965	Bob McKelvey	48	2004	Noah Herron	90
1966	Dick Emmerich	29	2005	Tyrell Sutton	108
1967	Chico Kurzwaski	42	2006	Joel Howells	48
1968	Dick Emmerich	35	2007	Amado Villarreal	72
1969	Mike Adamle	30	2008	Amado Villarreal	90
1969	Mike Hudson	30	2009	Stefan Demos	88
1970	Mike Adamle	60	2010	Stefan Demos	82
1971	Randy Anderson	60	2011	Jeremy Ebert	66
1972	Greg Boykin	38		Kain Colter	66
1973	Steve Craig	36		Jeff Budzien	66
	Stan Key	36		Jeff Budzien	107
1974	Jim Pooler	54	2013	Jeff Budzien	104
1975	Greg Boykin	54	2014	Jack Mitchell	68

SINGLE-SEASON BESTS

Points

Player	Year	TD	PAT	FG	Pts
1. Damien Anderson	2000	23	0	0	138
2. Jason Wright	2003	21	0	0	126
3. Tyrell Sutton	2005	18	0	0	108
	Darnell Autry	1996	18	0	108
	Darnell Autry	1995	18	0	108
6. Jeff Budzien	2012	0	50	19	107
7. Jeff Budzien	2013	0	35	23	104
8. Noah Herron	2004	15	0	0	90
	Amado Villarreal	2008	0	30	90
10. Tim Long	2000	0	50	13	89

Field Goals Made

	Player	Year	No.	Pct.	-40	40+	Lng
1.	Jeff Budzien	2013	23-25	.920	20	3	43
2.	Brian Gowins	1997	20-27	.741	12	8	52
	Amado Villarreal	2008	20-25	.800	19	1	46
4.	Jeff Budzien	2012	19-20	.950	13	6	44
5.	John Duvic	1986	19-23	.826	14	5	52
6.	Stefan Demos	2009	18-25	.720	12	6	49
7.	Brian Gowins	1998	17-24	.708	11	6	51
8.	Brian Gowins	1996	16-24	.666	13	3	48
	Stefan Demos	2010	16-23	.696	11	5	47
10.	Sam Valenzisi	1995	15-16	.938	13	2	46

CAREER SCORING LEADERS

1. Jeff Budzien.....280	6. Jason Wright.....210
Year TD PAT 2PT Saf FG Pts	Year TD PAT 2PT Saf FG Pts
2010 — 1 — — — 1	2000 — — — — — 0
2011 — 50 0 0 6 68	2001 1 — — — — 6
2012 — 50 0 0 19 107	2002 13 — — — — 78
2013 — 35 0 0 23 104	2003 21 — — — — 126
Totals — 101 0 0 25 176	Totals 35 — — — — 210
2. Brian Gowins.....262	7. John Duvic.....200
Year TD PAT 2PT Saf FG Pts	Year TD PAT 2PT Saf FG Pts
1995 — 14 — — 5 29	1983 — 12 — — 5 27
1996 — 34 — — 16 82	1984 — 12 — — 12 48
1997 — 19 — — 20 79	1985 — 18 — — 10 48
1998 — 21 — — 17 72	1986 — 20 — — 19 77
Totals — 88 — — 58 262	Totals — 62 — — 46 200
3. Damien Anderson.....228	8. Kain Colter.....192
Year TD PAT 2PT Saf FG Pts	Year TD PAT 2PT Saf FG Pts
1998 4 — — — — 24	2010 2 — — — — 12
1999 3 — — — — 18	2011 12 — — — — 72
2000 23 — — — — 138	2012 12 — — — — 72
2001 8 — — — — 48	2013 6 — — — — 36
Totals 38 — — — — 228	Totals 32 — — — — 192
4. Darnell Autry.....222	9. Ira Adler.....188
Year TD PAT 2PT Saf FG Pts	Year TD PAT 2PT Saf FG Pts
1994 1 — — — — 6	1987 — 15 — — 11 48
1995 18 — — — — 108	1988 — 18 — — 7 39
1996 18 — — — — 108	1989 — 16 — — 9 43
Totals 37 — — — — 222	1990 — 22 — — 12 58
5. Tyrell Sutton.....222	Totals — 71 — — 39 188
Year TD PAT 2PT Saf FG Pts	10. Bob Christian.....174
2005 18 — — — — 108	Year TD PAT 2PT Saf FG Pts
2006 7 — — — — 42	1987 — — — — — 0
2007 4 — — — — 24	1988 7 — 1 — — 44
2008 8 — — — — 48	1989 11 — 4 — — 74
Totals 37 — — — — 222	1990 9 — 1 — — 56
	Totals 27 — 6 — — 174



NICK MIRKOPULOS kicked a 54-yard field goal in 1975, the longest in NU history.

CAREER FIELD GOALS LEADERS


Player	Years	FGM-FGA	Pct.	-40	+40	Long
1. Brian Gowins	1995-98	58-85	.682	38	20	52
2. Jeff Budzien	2010-13	48-55	.872	37	11	44
3. John Duvic	1983-86	46-70	.657	30	16	52
4. Ira Adler	1987-90	39-54	.722	26	13	50
Sam Valenzisi	1992-95	39-53	.736	29	10	52
6. Stefan Demos	2007-10	34-48	.708	23	11	49
7. Amado Villarreal	2005-08	33-44	.750	29	4	49
8. Tim Long	1998-00	25-35	.714	18	7	46
9. Joel Howells	2003-06	23-39	.590	18	5	46
10. David Wasielewski	2001-02	17-31	.548	10	7	51

LONGEST FIELD GOALS MADE

Yards	Player	Opponent	Year
1. 54	Nick Mirkopulos	Arizona	1975
2. 52	Brian Gowins	Michigan	1997
52	Sam Valenzisi	Ohio State	1994
52	John Duvic	Purdue	1986
5. 51	David Wasielewski	Air Force	2002
51	Brian Gowins	Hawaii	1998
51	Sam Valenzisi	Michigan State	1994
7. 50	Brian Gowins	Iowa	1995
50	Ira Adler	Michigan State	1990
50	Ira Adler	Wisconsin	1989
50	Nick Mirkopulos	Arizona	1976

CAREER KICK SCORING LEADERS

1. Jeff Budzien.....280				5. Stefan Demos.....170			
Year	PAT-Att	FG-Att	Pts	Year	PAT-Att	FG-Att	Pts
2010	1-1	—	1	2009	34-36	18-25	88
2011	50-50	6-10	68	2010	34-38	16-23	82
2012	50-50	19-20	107	Totals	68-74	34-48	170
2013	35-35	23-25	104				
Totals	136-136	48-55	280				
2. Brian Gowins.....262				6. Sam Valenzisi 169			
Year	PAT-Att	FG-Att	Pts	Year	PAT-Att	FG-Att	Pts
1995	14-15	5-10	29	1993	16-17	11-18	49
1996	34-37	16-24	82	1994	21-21	13-19	60
1997	19-22	20-27	79	1995	15-16	15-16	60
1998	21-21	17-24	72	Totals	52-54	39-53	169
Totals	88-95	58-85	262				
3. John Duvic.....200				7. Amado Villarreal.....166			
Year	PAT-Att	FG-Att	Pts	Year	PAT-Att	FG-Att	Pts
1983	12-12	5-11	27	2005	1-1	0-0	2
1984	12-12	12-19	48	2006	—	—	0
1985	18-19	10-17	48	2007	36-37	12-18	72
1986	20-20	19-23	77	2008	30-34	20-25	90
Totals	62-63	46-70	200	Totals	67-72	33-44	166
4. Ira Adler.....188				8. Joel Howells.....147			
Year	PAT-Att	FG-Att	Pts	Year	PAT-Att	FG-Att	Pts
1987	15-16	11-13	48	2003	0-1	0-1	0
1988	18-19	7-12	39	2004	9-10	4-5	21
1989	16-17	9-13	43	2005	45-48	11-21	78
1990	22-22	12-16	58	2006	24-25	8-12	48
Totals	71-74	39-54	188	Totals	78-84	23-39	147



IRA ADLER ranks in the top 10 in six different scoring categories. Adler was the team's leading scorer in 1987.

Total Tackles

Game: 31, Chuck Kern vs. Purdue, 1979

Season: 227, Chuck Kern, 1979

Career: 545, Tim McGarigle, 2002-05 *

Solo Tackles

Season: 122, Chuck Kern, 1979; Barry Gardner, 1998

Career: 319, Tim McGarigle, 2002-05

Assisted Tackles

Season: 132, John Voorhees, 1971

Career: 226, Tim McGarigle, 2002-05, and Chuck Kern, 1977-80

Tackles for Loss

Season: 26, Casey Dailey, 1997

Career: 53, Casey Dailey, 1994-97

Quarterback Sacks

Season: 12, Casey Dailey, 1997

Career: 28, Casey Dailey, 1994-97

Interceptions

Game: 3, by many, most recent: Godwin Igwebuike vs. Wisconsin, 2014

Season: 7, Brett Whitley, 1987; Willie Lindsey, 1991

Career: 15, Brett Whitley, 1984-87

Yards on Interception Returns

Game: 116, Tom Worthington vs. Indiana, 1947

Season: 202, Brett Whitley, 1987

Career: 319, Tom Worthington, 1946-49

Interceptions Returned for Touchdowns

Game: 2, Collin Ellis vs. Califonrina, 2013

Game (by two or more players): 2, 1 by Kevin Mims and 1 by Nick Roach vs. UCLA, 2005,

Season: 2, twice, most recent: Collin Ellis vs. Califonrina, 2013

Career: 2, twice, most recent: Collin Ellis vs. Califonrina, 2013

Consecutive Games Intercepting a Pass

4, Brett Whitley, 1985

Fumbles Recovered

Game: 5, Al Viola vs. Purdue, 1956

Season: 5, Al Viola, 1956

Career: 7, Hudhaifa Ismaeli, 1994-96, Barry Gardner 1995-98

Pass Breakups

Season: 22, Harold Blackmon, 2000

Career: 48, Harold Blackmon, 1997-2000

* NCAA record holder

LONGEST PLAYS

Interception/Fumble Returns

- 102 Chuck Palmer vs. Minnesota, 1921 *
- 96 Chris Martin vs. Air Force, 1994 *
- 95 E.P. Williams vs. Purdue, 1916
- 91 Art Murakowski vs. Notre Dame, 1948
- 86 Demetrius Eaton vs. Michigan State, 2005 *
- 83 Walt Holmer vs. Dartmouth, 1928 *
- 79 Ibraheim Campbell vs. Michigan, 2014
- 78 Steve Murphy vs. Miami (Ohio), 1963
- 78 Hank Bruder vs. Indiana, 1930
- 77 Ed Whalen vs. Iowa, 1934

* Fumble return

SINGLE-SEASON BESTS

Tackles

Player	Year	Total
1. Chuck Kern	1979	227
2. Chuck Kern	1978	218
3. John Voorhees	1971	192
4. Barry Gardner	1998	175
5. Barry Gardner	1997	174
6. Ed Sutter	1990	161
7. Tim McGarigle	2005	156
8. Tim McGarigle	2004	151
9. Kevin Bentley	1999	148
10. Kevin Bentley	2001	147

Tackles for Loss

Player	Year	No.	Yds.
1. Casey Dailey	1997	26	133
2. Dwayne Missouri	1999	20	74
3. Steve Shine	1993	17	98
Matt Rice	1996	17	47
5. Loren Howard	2003	16	78
Dwayne Missouri	2000	16	86
Wil Hemby	1971	16	77
Corey Wootton	2008	16	86
9. Vince Browne	2010	15.5	67
10. Keith Cruise	1983	14	53
Nick Walker	1992	14	49

Interceptions

Player	Year	No.	Yds.
1. Brett Whitley	1987	7	202
Willie Lindsey	1991	7	52
3. Tom Worthington	1947	6	167
Eric Hutchinson	1970	6	49
5. Sherrick McManis	2009	5	0
Marquice Cole	2005	5	64
Bryan Heinz	2003	5	12
Harold Blackmon	2000	5	18
Chris Martin	1995	5	111
Todd Krehbiel	1986	5	72
Malcolm Hunter	1976	5	58
Tom Worthington	1949	5	50
Dale Pienta	1954	5	49
Dick McCauley	1963	5	36
Brett Whitley	1985	5	10

Pass Breakups •

Player	Year	No.
1. Harold Blackmon	2000	22
2. Harold Blackmon	1999	17
3. Jordan Mabin	2010	14
Marvin Ward	2004	14
Shegun Cummings-John	1999	14
6. Rodney Ray	1994	13
7. Jerry Brown	1971	12
Sherrick McManis	2008	12
Ibraheim Campbell	2012	12
10. Marvin Ward	2003	11
Willie Lindsey	1991	11

• Pass breakup totals unavailable before 1971

Fumble Recoveries

Player	Year	No.
1. Al Viola	1956	5
2. Chi Chi Ariguzo	2012	4
Barry Gardner	1996	4
Chris Martin	1995	4
Hudhaifa Ismaeli	1995	4
Rich Myers	1986	4
Bobby Anderson	1980	4
Chuck Rogers	1978	4
Kevin Sprouse	1975	4
Greg Swanson	1972	4
11. Jimmy Hall	2014	3
Tyler Scott	2011	3
Brian Peters	2009	3
Dominique Price	2004	3
Dominique Price	2002	3
Kevin Bentley	2001	3
Barry Gardner	1997	3
Jason Cunningham	1991	3
Ed Sutter	1990	3
Dirk Adams	1985	3
Daryl Newell	1984	3
Percy Holden	1980	3
Chuck Kern	1979	3
Mike Kendzicky	1978	3
Malcolm Hunter	1976	3
Marty Szostak	1975	3
Carl Patrnczak	1974	3

NOTE: Records are incomplete prior to 1971



CHUCK KERN is NU's single-season tackle leader (227).

CAREER TACKLE LEADERS

1. Tim McGarigle.....545				6. Kevin Bentley.....390			
Year	Solo	Asst.	Tackles	Year	Solo	Asst.	Tackles
2002	50	48	98	1998	4	5	9
2003	86	54	140	1999	91	57	148
2004	102	49	151	2000	53	33	86
2005	81	75	156	2001	82	65	147
Totals	319	226	545	Totals	230	160	390

2. Chuck Kern.....503				7. Paul Maly.....343			
Year	Solo	Asst.	Tackles	Year	Solo	Asst.	Tackles
1977	5	2	7	1973	35	36	71
1978	121	97	218	1975	43	32	75
1979	122	105	227	1976	54	55	109
1980	29	22	51	1977	52	36	88
Totals	277	226	503	Totals	184	159	343

3. Barry Gardner.....468				8. Eric Collier.....342			
Year	Solo	Asst.	Tackles	Year	Solo	Asst.	Tackles
1995	9	4	13	1994	12	6	18
1996	68	38	106	1995	53	47	100
1997	112	62	174	1996	55	52	107
1998	122	53	175	1997	61	56	117
Totals	311	157	468	Totals	181	161	342

4. Ed Sutter.....429				9. Napoleon Harris.....334			
Year	Solo	Asst.	Tackles	Year	Solo	Asst.	Tackles
1988	25	25	50	1998	18	13	31
1989	35	58	93	1999	57	53	110
1990	85	76	161	2000	66	49	115
1991	62	63	125	2001	45	33	78
Totals	207	222	429	Totals	186	148	334

5. William Bennett.....418				10. Thomas Homco.....333			
Year	Solo	Asst.	Tackles	Year	Solo	Asst.	Tackles
1992	45	55	100	1988	44	27	71
1993	70	46	116	1989	60	64	124
1994	72	28	100	1990	35	30	65
1995	57	45	102	1991	41	32	73
Totals	244	174	418	Totals	180	153	333

10. Chi Chi Ariguzo.....333			
Year	Solo	Asst.	Tackles
2011	14	18	32
2012	56	35	91
2013	62	44	106
2014	65	39	104
Totals	197	136	333

CAREER TACKLE-FOR-LOSS LEADERS

1. Casey Dailey			6. Vince Browne		
Year	TFL	Yds	Year	TFL	Yds
1994	4	18	2008	7.5	41
1995	12	76	2009	8.0	40
1996	11	47	2010	15.5	67
1997	26	133	2011	3.5	13
Totals	53	274	Totals	34.5	161

2. Dwayne Missouri			7. Steve Shine		
Year	TFL	Yds	Year	TFL	Yds
1997	2	8	1990	3	23
1998	7	22	1991	2	6
1999	20	74	1992	12	59
2000	16	86	1993	17	98
Totals	45	190	Totals	34	186

3. Matt Rice			7. Kevin Bentley		
Year	TFL	Yds	Year	TFL	Yds
1993	1	2	1998	1	5
1994	13	39	1999	10	39
1995	11	58	2000	11	56
1996	17	49	2001	12	33
Totals	42	148	Totals	34	133

4. Corey Wootton			7. Loren Howard		
Year	TFL	Yds	Year	TFL	Yds
2006	9	32	2002	13.5	33
2007	7	16	2003	16	78
2008	16	86	2004	4.5	30
2009	6	28	Totals	34	141
Totals	38	162			

5. Keith Cruise			10. Mike Guendling		
Year	TFL	Yds	Year	TFL	Yds
1981	4	14	1980	4	24
1982	7	27	1981	4	11
1983	14	53	1982	13	58
1984	12	52	1983	8	54
Totals	37	146	Totals	29	147

10. Napoleon Harris		
Year	TFL	Yds
1998	2	5
1999	5	33
2000	13	60
2001	9	33
Totals	29	131

Career Pass Breakups •

Player	Years	No.
1. Harold Blackmon	1997-00	48
2. Marvin Ward	2001-04	40
3. Sherrick McManis	2006-09	30
4. Nick VanHoose	2011-Present	25
5. Raheem Covington	1998-02	24
Jordan Mabin	2008-11	24
Ibraheem Campbell	2011-14	24
8. Rodney Ray	1991-95	23
9. Brett Whitley	1984-87	22
10. Pete Shaw	1972-76	21
11. Napoleon Harris	1998-01	18
12. William Bennett	1992-95	16
Dwight James	1988-91	16
Terry Thomas	1987-90	16
Roosevelt Groves	1979-82	16

• Pass breakup totals unavailable before 1971

Career Fumble Recoveries •

Player	Years	No.
1. Kevin Bentley	1998-01	7
Barry Gardner	1995-98	7
Hudhaifa Ismaeli	1994-96	7
4. Dominique Price	2001-04	6
Daryl Newell	1982-85	6
Chris Martin	1992-95	6
7. Chi Chi Ariguzo	2011-14	5
Brian Peters	2008-11	5
Steve Ostrowski	1990-93	5
Greg Gill	1989-92	5
Ed Sutter	1988-91	5
Dirk Adams	1984-88	5
Bobby Anderson	1979-82	5
Scott Duncan	1975-78	5
Kevin Sprouse	1973-76	5
Carl Patrnchak	1973-74	5
Rob Mason	1972-74	5
Al Viola	1955-57	5

• Fumble recovery totals unavailable before 1971

YEAR-BY-YEAR INTERCEPTION LEADERS

Year	Player	No.	Yds.	Avg.
1946	Vic Schwall	2	36	18.0
1947	Tom Worthington	6	167	27.8
1948	Dick Flowers	4	53	13.3
1949	Tom Worthington	5	50	10.0
1950	Charles Bennett	3	45	15.0
1951	Walter Jones	4	47	11.8
1952	Walter Jones	2	42	21.0
1953	Gerald Weber	3	27	9.0
1954	Dale Pienta	5	49	9.8
1955	Jim Thompson	1	71	71.0
1956	Ed Quinn	3	36	12.0
1957	Ron Burton	2	48	24.0
1958	Dick Thornton	3	99	33.0
1959	Larry Wood	3	14	4.7
1960	Larry Wood	3	30	10.0
1961	Larry Onesti	3	47	15.7
1962	Dick McCauley	2	12	6.0
1963	Dick McCauley	5	36	7.2
1964	Phil Clark	2	30	15.0
1965	Phil Clark	2	60	30.0
1966	Phil Clark	2	66	33.0
1967	Harold Daniels	2	1	0.5
1968	Rich Field	2	23	11.5
1969	Gary Holland	3	34	11.3
1970	Eric Hutchinson	6	49	8.2
1971	Eric Hutchinson	3	77	25.7
1972	Greg Swanson	3	15	5.0
1973	Neil Little	4	38	9.5
1974	Malcolm Hunter	4	62	15.5
1975	Pete Shaw	2	54	27.0
1976	Malcolm Hunter	5	58	11.6
1977	Steve Bobowski	3	30	10.0
1978	Pat Geegan	3	33	11.0
1979	Bobby Anderson	2	19	9.5
1980	Bobby Anderson	4	24	6.0
1981	J. Gatewood	2	0	0.0
	Scott Sanderson	2	0	0.0
1982	Rich Raffin	2	31	15.5
1983	Charles Plant	3	78	26.0
1984	Ellery Bennett	2	40	20.0
1985	Brett Whitley	5	10	2.0
1986	Todd Krehbiel	5	72	14.4
1987	Brett Whitley	7	202	28.9
1988	Kevin Peterson	1	30	30.0
1989	Dwight James	4	66	16.5
1990	Pat New	2	23	11.5
1991	Willie Lindsey	7	52	7.4
1992	Greg Gill	4	28	7.0
1993	Rodney Ray	3	15	5.0
1994	William Bennett	3	0	0.0
1995	Chris Martin	5	111	22.2
1996	Josh Barnes	3	0	0.0
1997	Barry Gardner	2	17	8.5
	Josh Barnes	2	0	0.0
1998	Mike Nelson	3	0	0.0
1999	Harold Blackmon	2	75	37.5
2000	Harold Blackmon	5	18	3.6
2001	Jarvis Adams	2	51	25.5
	Dominique Price	2	17	8.5
	Billy Silva	2	5	2.5
	Raheem Covington	2	0	0.0
2002	Raheem Covington	4	17	4.3
2003	Bryan Heinz	5	12	2.4
2004	Marvin Ward	3	17	5.7
2005	Marquice Cole	5	64	12.8
2006	Brendan Smith	3	82	27.3
2007	Nine players with 1 each			
2008	Jordan Mabin	3	4	1.3
	Brad Phillips	3	4	1.3
	Sherrick McManis	5	0	0.0
2010	Quentin Davie	3	56	18.7
	Brian Peters	3	84	28.0
2011	Brian Peters	4	26	6.5
2012	David Nwabuisi	3	52	17.3
	Nick VanHoose	3	39	13.0
2013	Chi Chi Ariguzo	4	26	6.5
	Ibraheim Campbell	4	22	5.5
2014	Ibraheim Campbell	3	79	26.3
	Godwin Igwebuike	3	11	0.3

CAREER SACK LEADERS

1. Casey Dailey

Year	Sacks	Yds
1994	2	14
1995	6	51
1996	8	44
1997	12	100
Totals	28	209

2. Steve Shine

Year	Sacks	Yds
1990	3	23
1991	0	0
1992	11	58
1993	7	55
Totals	21	136

3. Corey Wootton

Year	Sacks	Yds
2006	4.5	13
2007	1	5
2008	10	64
2009	4	23
Totals	19.5	105

4. Vince Browne

Year	Sacks	Yds
2008	4.0	31
2009	5.0	31
2010	7.0	42
2011	3.0	12
Totals	19.0	116

5. Dwayne Missouri

Year	Sacks	Yds
1997	0	0
1998	3	15
1999	5	39
2000	9	62
Totals	17	116

6. Tyler Scott

Year	Sacks	Yds
2010	0	0
2011	1	8
2012	9	58
Totals	16.0	66

7. Matt Rice

Year	Sacks	Yds
1993	0	0
1994	3	23
1995	6	46
1996	3	20
Totals	12	89

8. Loren Howard

Year	Sacks	Yds
2002	0	0
2003	8	46
2004	3	27
Totals	11	73

8. J. Cunningham

Year	Sacks	Yds
1989	1	3
1990	2	13
1991	6	75
1992	2	11
Totals	11	102

10. Keith Lozowski

Year	Sacks	Yds
1994	2	20
1995	1	8
1996	4	36
1997	3	18
Totals	10	82

10. Quentin Davie

Year	Sacks	Yds
2007	0.0	0
2008	3.5	23
2009	5.0	22
2010	1.5	11
Totals	10	56

12. Dean Lowry

Year	Sacks	Yds
2012	1.0	11
2013	4.5	45
2014	4.0	18
Totals	9.5	74

13. John Broecker

Year	Sacks	Yds
1987	0	0
1988	4	NA
1989	1	3
1990	4	38
Totals	9	NA

14. Thor Schmidt

Year	Sacks	Yds
1995	0	0
1996	1	3
1997	2	14
1998	6	35
Totals	9	52

14. Nick Roach

Year	Sacks	Yds
2003	1	12
2004	5	25
2005	1	5
2006	2	17
Totals	9	49

CAREER INTERCEPTION LEADERS

1. Brett Whitley

Year	Int.
1984	0
1985	5
1986	3
1987	7
Total	15

2. Tom Worthington

Year	Int.
1946	0
1947	6
1948	3
1949	5
Total	14

3. Brian Peters

Year	Int.
2008	1
2009	3
2010	3
2011	4
Total	11

3. Malcolm Hunter

Year	Int.
1974	4
1975	0
1976	5
1977	2
Total	11

5. Ibraheim Campbell

Year	Int.
2011	2
2012	1
2013	4
2014	3
Total	10

5. Harold Blackmon

Year	Int.
1997	1
1998	2
1999	2
2000	5
Total	10

5. Eric Hutchinson

Year	Int.
1969	1
1970	6
1971	3
Total	10

8. Sherrick McManis

Year	Int.
2006	1
2007	1
2008	2
2009	5
Total	9

8. Willie Lindsey

Year	Int.
1989	0
1990	1
1991	7
1992	1
Total	9

10. Bobby Anderson

Year	Int.
1979	2
1980	4
1981	1
1982	1
Total	8

10. Dick McCauley

Year	Int.
1962	2
1963	5
1964	1
Total	8

12. Marquice Cole

Year	Int.
2002	0
2003	0
2005	5
2006	2
Total	7

12. Bryan Heinz

Year	Int.
2003	5
2004	1
2005	1
Total	7

12. Marvin Ward

Year	Int.
2001	0
2002	0
2003	4
2004	3
Total	7

12. Raheem Covington

Year	Int.
1999	0
2000	1
2001	2
2002	4
Total	7

12. Walter Jones

Year	Int.
1950	1
1951	4
1952	2
Total	7

12. Dale Pienta

Year	Int.
1954	5
1955	1
1956	1
Total	7

12. Brendan Smith

Year	Int.
2005	2
2006	3
2007	0
2008	2
2009	0
Total	7



TOTAL OFFENSE

Pass-Rush Plays

Game: 115 vs. Auburn, 2010
Season: 1,034, 2010

Yards Gained

Game: 704 vs. Indiana, 2012
Season: 6,004, 2005

Average Yards Per Game

Season: 500.3, 2005

Average Yards Per Play

Game: 8.3 vs. Wisconsin, 2005
Season: 6.2, 2005

RUSHING

Attempts

Game: 77 vs. Indiana, 1975;
vs. Minnesota, 1970; vs. Iowa, 1965
Season: 603, 2000

Yards Gained

Game: 478 vs. Boston College, 1961
Season: 3,062, 2000

Average Gain Per Rush

Game: 8.1 vs. Iowa State, 1953
Season: 5.1, 2000
Season: (Per Game) 255.2, 2000

Players Gaining 100 Yards

Game: 2, many times, most recent:
vs. Iowa, 2012

Touchdowns

Game: 8 vs. Illinois, 2000
Season: 37, 2000

PASSING

Attempts

Game: 78 vs. Auburn, 2010
Season: 531, 2010

Fewest Passes Attempted

Game: 1 vs. Minnesota, 1956

Passes Attempted Without Interception

Game: 58 vs. Purdue, 1989; and vs.
Minnesota, 2007

Completions

Game: 47 vs. Auburn, 2010
Season: 342, 2010

Passing Yards

Game: 532 vs. Auburn, 2010
Season: 3,725, 2010

Touchdowns

Game: 5 vs. Minnesota, 1973; and vs.
Michigan State, 2007
Season: 22, 2005

Had Intercepted (Most)

Game: 7 vs. Notre Dame, 1971
Season: 29, 1971

Average Yards

Season: (per completion)
(minimum 100 comp.) 15.5, 1976
(minimum 175 comp.) 12.8, 1975
(minimum 225 comp.) 11.8, 1982
Season: (per game) 307.9, 2007

Completion Percentage

Game: (minimum 20 comp.) 83.7 vs.
Syracuse, 2009 (36 of 43)
Season: 71.0 (289 of 407)

Passing Efficiency Rating

Season: 155.9, 2011

PUNTING

Punts

Game: 13 vs. Ohio State, 1998
Season: 87, 1978

Fewest Punts

Game: 0 vs. Illinois, 1962
Season: 47, 1996

Average Per Punt

Game: (minimum 5 punts) 56.6
vs. Air Force, 1994; vs. Indiana,
1995
Game: (minimum 10 punts) 47.5
vs. Illinois, 1990
Season: 45.3, 1982

Opponent's Punts Blocked

Game: 3 vs. Indiana, 1933

PUNT RETURNS

Returns

Game: 9 vs. Minnesota, 1950

Yards

Game: 148 vs. Minnesota, 1950
Season: 418, 1995

Average Per Return

Game: (minimum 5 returns) 17.2
vs. Northern Illinois, 1982
Season: (minimum 15 returns)
21.8, 1992

Touchdowns

Season: 1, many times, most recent:
vs. Penn State, 2012

KICKOFF RETURNS

Returns

Game: 12 vs. Michigan State, 1989
Season: 85, 1981 (11 games)

Yards

Game: 325 vs. Wisconsin, 2010
Season: 1,229, 2002 (12 games)

Average Per Return

Game: (minimum 3 returns) 43.0
vs. Boston College, 1993
Season: 24.1 yards, 2002
(12 games)

Touchdowns

Game: 1, many times, most recent:
vs. Wisconsin, 2010

SCORING

Points

Game: 61 vs. Illinois, 2000;
97 vs. Oshkosh Normal, 1904 •
Season: 441, 2000 (12 games)

Points per Game

Season: 36.8, 2000

Largest Scoring Margin

Season: 25.7, 1904

Points Scored, Both Teams

Game: 105 vs. Michigan, 2000

Points Scored by an Opponent

Game: 78 vs. Iowa, 1913

Touchdowns

Game: (since 1946) 9 vs. Illinois,
2000
Season: 58 in 2000 (12 games)

Field Goals

Game: 5 (two times), vs. Penn State
(2005); vs. Boston College (2012)
Season: 20 (1995, 2008, 2012)

PATs

Game: 7, many times, most recent:
vs. Navy, 2002
Season: 50 (2000, 2011, 2012)

Consecutive Extra Points

Season: 50 (2011, 2012)

2-Point Attempts Made

Game: 2 vs. Illinois, 2014;
vs. Wisconsin, 1999; vs. Iowa, 1989;
vs. Minnesota, 1972;
vs. Michigan, 1958

First Downs

Game: 36 vs. Illinois, 2005
Season: 328, 2005 (12 games);
273, 2001 (11 games)

First Downs, Both Teams

Game: 64 vs. Bowling Green, 2001

First Downs Per Game

Season: 27.3, 2005

First Downs Rushing

Game: 26 vs. Illinois, 2003
Season: 161, 2012 (13 games)

First Downs Passing

Game: 24 vs. Purdue, 2005
Season: 175, 2007 (12 games); 180,
2010 (13 games)

Fewest First Downs

Game: 0 vs. DePauw, 1944
Season: 103, 1960 (9 games)

FUMBLES

Fumbles

Game: 10 vs. Southern California,
1954
Season: 50, 1947 (9 games)

Fumbles Lost

Game: 6 vs. Wisconsin, 1956;
vs. Illinois, 1954; vs. Southern
California, 1954; vs. Rice, 1991
Season: 24, 1977 (11 games)

Fewest Fumbles Lost

Season: 2, 2004

Opponent Fumbles

Game: 7, vs. Wyoming, 1979
Season: 48, 1979 (11 games)

Opponent Fumbles Recovered

Game: 5 vs. Wisconsin, 1995
Season: 23, 1972 (11 games);
1979 (11 games)

PENALTIES

Penalties

Game: 16 vs. Duke, 2002
Season: 112, 2000 (12 games)

Penalties, Both Teams

Game: 24 vs. Purdue, 1989; vs.
Pittsburgh, 1950

Yards Penalized

Game: 146 vs. Duke, 2002
Season: 960, 2000 (12 games)

Opponent Penalties

Season: 86, 1996 (12 games)

Opponent Penalty Yards

Season: 758, 1991 (11 games)

TURNOVERS

Turnovers

Game: 9 vs. Notre Dame, 1971
Season: 43, 1977

Fewest Turnovers

Season: 11, 2004

Total Plays Without a Turnover

Game: 103 vs. Illinois, 2000

Turnovers, Both Teams

Game: 15 vs. Wisconsin, 1956

TOTAL DEFENSE

Plays Allowed

Game: 46 by Purdue, 1988
Season: 522, 1954 (9 games)

Net Yards Allowed

Game: 88 by Indiana, 1975;
by Illinois, 1970; by Illinois, 1962
Season: 2,559, 1970 (10 games)

Most Yards Allowed

Game: 773 by Arizona State, 2005

Average Yards Per Game

Season: 255.9, 1970 (10 Games)

Average Yards Allowed Per Play

Season: 3.8, 1970

RUSHING DEFENSE

Rushes Allowed

Game: 18 by Hawaii, 1998
Season: 372, 1963 (9 games)

Net Yards Allowed

Game: 4 vs. Ohio, 2008
Season: 1,643, 2008 (13 games)

Average Net Yards Per Game

Season: 126.4, 2008 (13 games)

Lowest Avg. Yards Allowed Per Rush

Season: 3.1, 1971

PASSING DEFENSE

Attempts Allowed

Game: 3 by Purdue, 1972
Season: 103, 1955 (9 games)

Completions Allowed

Game: 0 by Army, 1988;
by Minnesota, 1972; by Purdue, 1972;
by Michigan, 1943
Season: 50, 1955 (9 games)

Yards Allowed

Game: (-5) by Notre Dame, 1946
Season: 793, 1970 (10 games)

Average Net Yards Per Game Allowed

Season: 79.3, 1970 (10 games)

Touchdowns Allowed

Season: 2, 1948

INTERCEPTIONS

Game: 6 vs. Purdue, 1970;
vs. Wisconsin, 1956
Season: 20, 1948 (10 games) and 2005
(12 games)

Interception Return Yards

Game: 187 vs. Iowa, 1987
Season: 432, 1987 (11 games)

Interceptions Returned for TD's

Game: 2 vs. California, 2013
Season: 2, many times,
most recently, 2013



DANNY SUTTER, PAT FITZGERALD, TIM SCHARF and GEOFF SHEIN helped the 1995 Wildcat defense to a No. 1 ranking in the nation in scoring defense.

PUNT RETURNS

Fewest Returns Allowed

Season: 10, 2011

Yards Allowed

Season: 83, 1994

KICKOFF RETURNS

Lowest Average Yards Allowed Per Kickoff Return

Season: 14.4, 1996

TAKEAWAYS

Game: 8 vs. Wisconsin, 1963;
vs. Wisconsin, 1956
Season: 33, 1995

SCORING

Points Allowed

Game: 0 vs. many opponents,
most recently: Northeastern, 2007
Season: 22, 1926 (8 games) •
91, 1948 (10 games)

FUMBLES

Most Opponents' Fumbles Recovered

Season: 23, 1980; 1972

FIRST DOWNS

Fewest Allowed

Game: 0 vs. DePauw, 1944 •
• pre-modern era record

CONSECUTIVE RECORDS

Consecutive Victories

Season: 9, 1995
Overall: 11, 1935-36

Consecutive Road Victories

Season: 5, 1995
Overall: 5, 1995

Consecutive Shutouts

5, 1904; 1900-01; 1898

Consecutive Big Ten Victories

Season: 8, 1995
Overall: 13, 1995-96

Consecutive Victories At Home

Season: 6, 1931
Overall: 12, 1995-97

Consecutive Winning Seasons

4, 1928-31; 1895-98



26 1:39 31
USC vs NW
THURSDAY, NOV 26

USC

ROSEBOWL

NORTHWESTERN

Rose Bowl

CHRYSLER COURT OF
GLORIFICATION

BOWL HISTORY

BOWL RECORDS.....	148
1949 ROSE BOWL.....	149
1996 ROSE BOWL.....	149
1997 CITRUS BOWL.....	150
2000 ALAMO BOWL.....	150
2003 MOTOR CITY BOWL	151
2005 SUN BOWL.....	151
2008 ALAMO BOWL.....	152
2010 OUTBACK BOWL	152
2011 TICKETCITY BOWL	153
2011 MEINEKE CAR CARE BOWL OF TEXAS.....	153
2013 TAXSLAYER.COM GATOR BOWL.....	154





NORTHWESTERN BOWL RECORDS

Points	38 (2005 Sun Bowl)
First Downs	34 (2010 Outback Bowl)
Rushing Attempts	46 (2003 Motor City Bowl)
Net Yards Rushing	357 (2003 Motor City Bowl)
Net Yards Passing	532 (2010 Outback Bowl)
Passes Completed	47 (2010 Outback Bowl)
Passes Attempted	78 (2010 Outback Bowl)
Total Offensive Plays	115 (2010 Outback Bowl)
Total Net Yards	621 (2010 Outback Bowl)
Penalties-Yards	7-72 yards (1996 Rose Bowl)
Number of Punts-Avg.	10-35.7 (2000 Alamo Bowl)
Avg. Per Punt	43.0 (1949 Rose Bowl)
Punt Returns: Number-Yards	5-12 (2005 Sun Bowl)
Kickoff Returns: Number-Yards	8-225 (1996 Rose Bowl)
Interceptions: Number-Yards	4-48 (1949 Rose Bowl)
Third-Down Conversions	8-15 (1996 Rose Bowl)
Fourth-Down Conversions	4-4 (1997 Citrus Bowl) & 4-5 (2010 Outback Bowl)

INDIVIDUAL

Rushing Yards	237, Jason Wright (2003 Motor City Bowl)
Rushing Attempts	32, Darnell Autry (1996 Rose Bowl)
Rushing Yards by Quarterback	105, Kain Colter (2011 TicketCity Bowl)
Rushing Attempts by Quarterback	18, Kain Colter (2011 TicketCity Bowl)
Longest Rush	77, Jason Wright (2003 Motor City Bowl)
Rushing Touchdowns	3, Darnell Autry (1996 Rose Bowl)
Passing Yards	532, Mike Kafka (2010 Outback Bowl)
Passing Attempts	78, Mike Kafka (2010 Outback Bowl)
Passing Completions	47, Mike Kafka (2010 Outback Bowl)
Longest Completion	66, Mike Kafka to Drake Dunsmore (2010 Outback Bowl)
Passing Touchdowns	4, Mike Kafka (2010 Outback Bowl)
Had Intercepted	5, Mike Kafka (2010 Outback Bowl)
Receiving Yards	145, D'Wayne Bates (1996 Rose Bowl)
Receptions	12, Zeke Markshausen (2010 Outback Bowl)
Longest Reception	66, Drake Dunsmore (2010 Outback Bowl)
Touchdown Receptions	2, Andrew Brewer (2010 Outback Bowl)

PUNTING

Number of Punts	10, J.J. Standring (2000 Alamo Bowl)
Average Per Punt	43.0, Frank Aschenbrenner (1949 Rose Bowl)
Total Punting Yards	357, J.J. Standring (2000 Alamo Bowl)

FIELD GOALS

Field Goals Attempted	4, Brian Gowins (1996 Rose Bowl)
Field Goals Made	2, Brian Gowins (1996 Rose Bowl)
Longest Field Goal	44, Tim Long (2000 Alamo Bowl)

RETURN YARDS

Kickoff Returns	7, Venric Mark (2011 Meineke Car Care Bowl of Texas)
Kickoff Return Yards	166, Hudhaifa Ismaeli (1996 Rose Bowl)
Longest Kickoff Return	88, Jason Wright (2003 Motor City Bowl)
Punt Returns	5, Mark Philmore (2005 Sun Bowl)
Punt Return Yards	50, Unknown (1949 Rose Bowl)
	50, Venric Mark (2011 Meineke Car Care Bowl of Texas)

DEFENSE

Total Tackles	17, Tim McGarigle (2005 Sun Bowl)
Solo Tackles	10, Pat Durr (2003 Motor City Bowl)
Assisted Tackles	12, Quentin Davie (2011 TicketCity Bowl)
Tackles-For-Loss	2.5, Hudhaifa Ismaeli (1996 Rose Bowl)
	2.5, Quentin Davie (2010 Outback Bowl)
Sacks	1.5, Dan Sutter (1996 Rose Bowl)
	1.5, Hudhaifa Ismaeli (1996 Rose Bowl)
Pass Breakups	2, Harold Blackmon (2000 Alamo Bowl)
	2, Casey Dailey (1996 Rose Bowl)
Interceptions	1, (Numerous times)
	last by Brian Peters (2011 Meineke Car Care Bowl of Texas)

OPPONENT BOWL RECORDS

Points	66, Nebraska (2000 Alamo Bowl)
First Downs	34, Texas Tech (2011 TicketCity Bowl)
Rushing Attempts	69, Nebraska (2000 Alamo Bowl)
Net Yards Rushing	476, Nebraska (2000 Alamo Bowl)
Net Yards Passing	408, Tennessee (1997 Citrus Bowl)
Passes Completed	38, Bowling Green (2003 Motor City Bowl)
Passes Attempted	50, Bowling Green (2003 Motor City Bowl)
Total Offensive Plays	83, Nebraska (2000 Alamo Bowl)
Total Net Yards	636, Nebraska (2000 Alamo Bowl)
Penalties-Yards	13-112, Tennessee (1997 Citrus Bowl)
Number of Punts-Avg.	6-42.2 (2010 Outback Bowl)
Avg. Per Punt	44.3, Nebraska (2000 Alamo Bowl)
Punt Returns: Number-Yards	9-81, Nebraska (2000 Alamo Bowl)
Kickoff Returns: Number-Yards	6-403, Missouri (2008 Alamo Bowl)
Interceptions: Number-Yards	5-103 (2010 Outback Bowl)
Third-Down Conversions	12-17, (two times)
	last Bowling Green (2003 Motor City Bowl)
Fourth-Down Conversions	1-1, Tennessee (1997 Citrus Bowl)
	1-1, Missouri (2008 Alamo Bowl)

INDIVIDUAL

Rushing Yards	240, Dan Alexander, Nebraska (2000 Alamo Bowl)
Rushing Attempts	24, Chris Markey, UCLA (2005 Sun Bowl)
Longest Rush	51, Chris Markey, UCLA (2005 Sun Bowl)
Rushing Touchdowns	2, (Numerous times)
	Last by Ben Malena, Texas A&M (2011 Meineke Car Care Bowl of Texas)
Passing Yards	408, Peyton Manning, Tennessee (1997 Citrus Bowl)
Passing Attempts	56, Taylor Potts (2011 TicketCity Bowl)
Passing Completions	43, Taylor Potts, Texas Tech (2011 TicketCity Bowl)
Longest Completion	69, Bobby Newcombe to
	Matt Davison, Nebraska (2000 Alamo Bowl)
Passing Touchdowns	4, Peyton Manning, Tennessee (1997 Citrus Bowl)
	4, Taylor Potts (2011 TicketCity Bowl)
Had Intercepted	3, Josh Harris, Bowling Green (2003 Motor City Bowl)
	3, Drew Olson, UCLA (2005 Sun Bowl)
	3, Chase Daniel, Missouri (2008 Alamo Bowl)
Receiving Yards	216, Keyshawn Johnson, USC (1996 Rose Bowl)
Receptions	12, Darvin Adams, Auburn (2010 Outback Bowl),
	Cole Magner, Bowling Green (2003 Motor City Bowl) &
	Keyshawn Johnson, USC (1996 Rose Bowl)
Longest Reception	69, Matt Davison, Nebraska (2000 Alamo Bowl)
Touchdown Receptions	2, Cole Magner, Bowling Green
	(2003 Motor City Bowl), 2, Matt Davison, Nebraska (2000 Alamo Bowl)

PUNTING

Number of Punts	6, Clinton Durst, Auburn (2010 Outback Bowl)
Average Per Punt	46.0, Nate Fry, Bowling Green (2003 Motor City Bowl)
Total Punting Yards	253, Clinton Durst, Auburn (2010 Outback Bowl)

FIELD GOALS

Field Goals Attempted	4, Jeff Wolfert, Missouri (2008 Alamo Bowl)
	4, Randy Bullock, Texas A&M (2011 Meineke Car Care Bowl of Texas)
Field Goals Made	4, Randy Bullock, Texas A&M
	(2011 Meineke Car Care Bowl of Texas)
Longest Field Goal	47, Randy Bullock, Texas A&M
	(2011 Meineke Car Care Bowl of Texas)

RETURN YARDS

Kickoff Returns	4, Demond Washington, Auburn (2010 Outback Bowl)
Kickoff Return Yards	111, Demond Washington,
	Auburn (2010 Outback Bowl)
Longest Kickoff Return	46, Demond Washington,
	Auburn (2010 Outback Bowl)
Punt Returns	4, Joe Walker, Nebraska (2000 Alamo Bowl)
	4, Jeremy Maclin, Missouri (2008 Alamo Bowl)
Punt Return Yards	82, Jeremy Maclin, Missouri (2008 Alamo Bowl)

DEFENSE

Total Tackles	14, Neiko Thorpe, Auburn (2010 Outback Bowl)
Solo Tackles	13, Neiko Thorpe, Auburn (2010 Outback Bowl)
Assisted Tackles	9, Sean Weatherspoon, Missouri (2008 Alamo Bowl)
Tackles-For-Loss	4, Corey Terry, Tennessee (1997 Citrus Bowl)
Sacks	2, Stryker Sulak, Missouri (2008 Alamo Bowl)
Pass Breakups	3, Keyuo Craver, Nebraska (2000 Alamo Bowl)
Interceptions	2, Walter McFadden, Auburn &
	T'Sharvan Bell, Auburn (2010 Outback Bowl)

1949 ROSE BOWL



GAME SUMMARY

Northwestern's first bowl appearance came on Jan. 1, 1949, when the Wildcats—considered by many to be the surprise team of the season—knocked off California in the 1949 Rose Bowl, 20-14.

The Wildcats got on the scoreboard first when left halfback Frank Aschenbrenner burst through the right side for a 73-yard touchdown, at the time the longest run from scrimmage in Rose Bowl history. Jim Farrar's extra-point made the lead 7-0. On Cal's next play, All-American back Jackie Jensen scampered 67 yards over the left end to tie the game at 7-7. The score remained deadlocked until midway through the second quarter when Art Murakowski capped a 78-yard drive

with a one-yard plunge into the end zone for a 13-7 lead. The touchdown was marred by controversy as Murakowski fumbled the ball in the end zone, but the officials ruled it had crossed the goal line first.

Early in the third quarter, California lost Jensen to a back injury, and many felt the Wildcats would roll through the remainder of the game. This was not the case as the Bears converted a Wildcat fumble into a 56-yard touchdown drive and a 14-13 lead heading into the fourth quarter. With the clock winding down, the Wildcats had the ball at their own 12-yard line and seemingly needed a miracle to win. Early in the drive, NU came up with its only pass completion of the game, an Aschenbrenner to Donald Stonesifer connection which put Northwestern on the California 45-yard line. Two plays later, on a direct snap from center, right halfback Ed Tunnickliff reaped the benefits of excellent blocking and raced 43 yards down the sidelines to give NU a 19-14 lead. Farrar's extra-point increased the Wildcat lead to six at 20-14 with 2:59 remaining.

The Bears gave it one final shot, but Loran "Pee Wee" Day intercepted the ball at the five-yard-line inside the final minute. Two keepers by NU quarterback Don Burson ran out the clock and the Wildcats brought home the roses.

SCORING SUMMARY

NORTHWESTERN	7	6	0	7	—	20
CALIFORNIA	7	0	7	0	—	14

First Quarter: NU—Aschenbrenner 73 run (Farrar kick) CAL—Jensen 67 run (Cullom kick). **Second Quarter:** NU—Murakowski 1 run (Farrar kick failed). **Third Quarter:** CAL—Swaner run (Cullom kick). **Fourth Quarter:** NU—Tunnickliff 43 run (Farrar kick).


GAME STATISTICS

NU	CAL
6.....	Total first downs.....12
5.....	First downs rushing.....8
1.....	First downs passing.....4
0.....	First downs by penalty.....0
290.....	Total net yards.....256
273.....	Net yards rushing.....173
290.....	Rushing yards gained.....251
17.....	Rushing yards lost.....78
45.....	Rushing plays.....54
17.....	Net yards passing.....83
4.....	Passed attempted.....16
1.....	Passes completed.....6
0.....	Passes intercepted.....4
3-15.....	Penalties-Yards lost.....2-5
6-258-43.0.....	Punts-Yds.-Avg.....4-132-33.0
2-50.....	Punt returns-Yards.....5-70
3-2.....	Fumbles-Lost.....3-1

INDIVIDUAL STATISTICS

Rushing: NU—Aschenbrenner 11-119; CAL—Swaner 17-79
Passing: NU—Aschenbrenner 1-1-17-0; CAL—Celeri 8-3-50-2

1996 ROSE BOWL



GAME SUMMARY

The 1995 Wildcat team was the college football story of the season, shocking the experts in capturing the team's first winning season since 1971, and first bowl game appearance since the 1949 Rose Bowl.

USC scored first in the opening minutes of the game, but NU quickly evened the score when Darnell Autry capped off a 68-yard scoring drive with a three-yard touchdown run. The Trojan offense attacked in the second quarter, scoring on two touchdowns and a field goal. Brian Gowins kicked a 29-yard field goal to cap a drive that began when Tim Scharf forced a USC fumble with 12 seconds remaining in the half, cutting the gap to 24-10.

In the third quarter, Gowins started NU's scoring bonanza with a 28-yard field goal. The Wildcats then completed an on-side kick, which Josh Barnes scooped up. Three minutes later, Autry scored on a nine-yard run to narrow the gap to 24-19. USC struck back with a touchdown midway through the quarter, but the 'Cats answered with Schnur's one-yard TD plunge. NU took the lead for the first time early in the fourth when Autry ran two yards for his third touchdown of the game. USC regained the lead for good with a field goal on the next possession and then converted a rare Schnur interception into a touchdown. The Wildcats gave it one last effort late in the game. Gowins' 48-yard field goal attempt with 35 seconds left had the distance, but hit the left upright and bounced out.

Steve Schnur had a career-best day, connecting on 23-of-39 passes for 336 yards with one rushing touchdown.

SCORING SUMMARY

NORTHWESTERN	7	3	16	6	—	32
USC	7	17	7	10	—	41

First Quarter: USC—L. Woods 1 run (Abrams kick) 11:02. NU—D. Autry 3 run (Gowins kick) 6:05. **Second Quarter:** USC—Barnum 21 pass from Otton (Abrams kick) 13:05. USC—Abrams 30 FG 3:29 USC—McCutcheon 53 fumble return (Abrams kick) 2:56. NU—Gowins 29 FG 0:02. **Third Quarter:** NU—Gowins 28 FG 11:01. NU—D. Autry 9 run (pass failed) 8:17. USC—K. Johnson 56 pass from Otton (Abrams kick) 6:08. NU—Schnur 1 run (Gowins kick), 2:58. **Fourth Quarter:** NU—D. Autry 2 run (pass failed), 13:01. USC—Abrams 46 FG 9:09. USC—Washington 2 run (Abrams kick), 2:55.


GAME STATISTICS

NU	USC
23.....	First Downs.....22
39.....	Rushing Att.....27
152.....	Yards Rushing.....58
13.....	Yards Lost Rushing.....29
139.....	Net Yards Rushing.....29
336.....	Net Yards Passing.....391
39.....	Passes Attempted.....44
23.....	Passes Completed.....29
1.....	Had Intercepted.....0
78.....	Total Offensive Plays.....71
475.....	Total Net Yards.....420
6.1.....	Avg. Gain/Play.....5.9
1-1.....	Fumbles—Lost.....1-1
7-72.....	Penalties—Yards.....11-86
1-41.....	Interceptions—Yards.....0-0
2-77.....	Punts—Yards.....2-89
38.5.....	Avg. Yard/Punt.....44.5
0-0.....	Punt Return—Yards.....2-18
8-225.....	Kickoff Return—Yards.....3-31
30:13.....	Possession Time.....29:47
8/15.....	3rd Down Conversion.....12/17
4-21.....	Sacks By—Yards.....0-0

INDIVIDUAL LEADERS

Rushing: NU—D. Autry 32-110; USC—Washington 16-51
Passing: NU—Schnur 39-23-336-1; USC—Otton 44-29-391-0
Receiving: NU—Bates 7-145; USC—K. Johnson 12-216

1997 CITRUS BOWL



GAME SUMMARY

Northwestern defied the odds again in 1996, capturing its second-consecutive Big Ten Championship and the third January 1 bowl game in school history. The Wildcats traveled to Orlando, Fla., to take on the ninth-ranked Tennessee Volunteers in the 1997 CompUSA Florida Citrus Bowl.

Despite rallying from a 21-0 first quarter deficit to tie the score, Peyton Manning and Tennessee were too much for Northwestern as the Volunteers posted a 48-28 victory.

Manning threw two TDs and ran for another as the Vols built a 21-0 lead with 2:00 left in the first quarter. Northwestern hung tough, though, and it paid off as Darnell Autry cut

the lead to 21-7 on a two-yard run midway through the second quarter. Steve Schnur then hooked up with Brian Musso, a little over four minutes later, on a 22-yard scoring strike to cut the lead to seven.

Almost immediately, NU got the ball back as Tim Scharf jarred the ball loose from the runner and Mike Nelson recovered for the Wildcats. Autry then broke free on a 28-yard scoring scamper to knot the score at 21-21.

The Volunteers went back up by seven and 30 seconds later, added a field goal as time expired to go up, 31-21, at half. On the third play of the second half, Tennessee intercepted a Schnur pass and returned it 30 yards for a touchdown and a 38-21 lead. NU would add one more score on a 22-yard TD pass from Schnur to D'Wayne Bates, but it wasn't enough.

Schnur threw for 228 yards and two scores. Barry Gardner led the way on defense with 10 tackles.

SCORING SUMMARY

TENNESSEE	21	10	7	10	—	48
NORTHWESTERN	0	21	0	7	—	28

First Quarter: UT—Price 43 pass from Manning (Hall kick) 13:22. UT—Manning 10 run (Hall kick) 8:07. UT—Kent 11 pass from Manning (Hall kick) 2:00.

Second Quarter: NU—D. Autry 2 run (Gowins kick) 7:45. NU—B. Musso 20 pass from Schnur (Gowins kick) 3:28. NU—D. Autry 28 run (Gowins kick) 2:27; UT—Kent 67 pass from Manning (Hall kick) 1:58. UT—Hall 19 FG 0:00. **Third Quarter:** UT—Hines 30 INT return (Hall kick) 13:55. **Fourth Quarter:** UT—Hall 28 FG 7:40. NU—Bates 22 pass from Schnur (Gowins kick) 4:45. UT—Moore 6 pass from Manning (Hall kick) 2:27.


GAME STATISTICS

NU	UT
22.....	First Downs.....29
28.....	Rushing Attempts.....32
95.....	Yards Rushing.....141
52.....	Yards Lost Rushing.....26
43.....	Net Yards Rushing.....115
242.....	Net Yards Passing.....408
51.....	Passes Attempted.....39
27.....	Passes Completed.....27
4.....	Had Intercepted.....0
79.....	Total Offensive Plays.....71
285.....	Total Net Yards.....523
1-1.....	Fumbles—Lost.....4-2
5-40.....	Penalties—Yards.....13-112
0-0.....	Interceptions—Yards.....4-64
6-224.....	Punts—Yards.....4-143
37.3.....	Avg. Yard/Punt.....35.8
2-17.....	Punt Returns—Yards.....3-13
6-137.....	Kickoff Returns—Yards.....3-36
32:08.....	Possession Time.....27:52
8/19.....	3rd Down Conversions.....5/11
3-23.....	Sacks By—Yards.....3-31

INDIVIDUAL LEADERS

Rushing: NU—D. Autry 17-66; UT—Graham 14-79
Passing: NU—Schnur 45-25-228-3; UT—Manning 39-27-408-0
Receiving: NU—Bates 10-97; UT—Kent 5-122

2000 ALAMO BOWL



GAME SUMMARY

When the 2000 college football season began, the idea of Northwestern and Nebraska meeting in a bowl game was nearly laughable. After all, the Wildcats were coming off a 3-8 season in 1999, while the Cornhuskers began the season ranked No. 1 in the country.

Yet on December 30, the two teams with 'N' on the helmet stood toe-to-toe on the astroturf housed by the Alamodome in San Antonio.

Northwestern gave the Huskers fits in the early part of the game, and even held a 10-7 lead early in the second quarter. However, it was all Nebraska from that point on, as the Huskers outscored the 'Cats 31-7 before halftime and then tacked on 28 unanswered points in the second stanza for the win.

Nebraska drew first blood with a 15-yard touchdown run by Dan Alexander just 2:11 into the contest before Northwestern got on the board with a 44-yard Tim Long field goal three minutes later. In the second quarter, the Wildcats briefly took the lead when Zak Kustok found Teddy Johnson in the corner of the end zone for a 10-yard TD reception.

The lead lasted all of 20 seconds. Nebraska stormed back, as QB Eric Crouch scampered 50 yards for a touchdown, starting a 24-point explosion. Down 31-10, Northwestern briefly revived itself when All-American running back Damien Anderson broke off a 69-yard touchdown run with just 1:10 left before halftime. The Huskers took the momentum right back, however, as Crouch hit Bobby Newcombe with a 58-yard TD pass to give Nebraska a 38-17 halftime lead.

Anderson finished the game with 149 yards on 18 carries to lead NU.

SCORING SUMMARY

NEBRASKA	7	31	21	7	—	66
NORTHWESTERN	3	14	0	0	—	17

First Quarter: UNL—Alexander 15 run (Brown kick) 12:49. NU—Long 44 FG 9:51. **Second Quarter:** NU—Johnson 10 pass from Kustok (Long kick) 14:16. UNL—Crouch 50 run (Brown kick) 13:56. UNL—Alexander 2 run (Brown kick) 11:50. UNL—Buckhalter 2 run (Brown kick) 7:13. UNL—Brown 51 FG 1:28. NU—Anderson 69 run (Long kick) 1:10. UNL—Newcombe 58 pass from Crouch (Brown kick) 0:20. **Third Quarter:** UNL—Davison 11 pass from Crouch (Brown kick) 12:17. UNL—Crouch, 2 run (Brown kick) 3:52. UNL—Davison 69 pass from Newcombe (Brown kick) 1:14. **Fourth Quarter:** UNL—Diedrick 9 run (Brown kick) 5:22.

GAME STATISTICS

NU	UNL
14.....	First Downs.....28
38.....	Rushing Attempts.....69
269.....	Yards Gained Rushing.....519
37.....	Yards Lost Rushing.....43
232.....	Net Yards Rushing.....476
151.....	Net Yards Passing.....160
43.....	Passes Attempted.....14
17.....	Passes Completed.....6
1.....	Had Intercepted.....1
81.....	Total Offensive Plays.....83
383.....	Total Net Yards.....636
1-0.....	Fumbles—Lost.....2-1
7-46.....	Penalties—Yards.....4-67
1-0.....	Interceptions—Yards.....1-6
10-357.....	Punts—Yards.....3-133
35.7.....	Avg. Yard/Punt.....44.3
2-6.....	Punt Returns—Yards.....9-81
6-112.....	Kickoff Returns—Yards.....4-102
26:23.....	Possession Time.....33:37
5/20.....	3rd Down Conversions.....6/15
0-0.....	Sacks By—Yards.....3-19

INDIVIDUAL LEADERS

Rushing: NU—Anderson 18-149; UNL—Alexander 20-240
Passing: NU—Kustok 35-15-138-1; UNL—Crouch 13-5-91-2
Receiving: NU—Johnson 4-53; UNL—Davison 3-85

2003 MOTOR CITY BOWL

December 26, 2003 • Ford Field • Detroit, Michigan



GAME SUMMARY

In what turned out to be one of the more exciting bowl games of the 2003 season, Bowling Green and quarterback Josh Harris got the final word with Northwestern and Jason Wright. Harris and Wright turned in two of the more impressive postseason performances and shared the game's MVP honors. The Wildcats led for three-plus quarters until Harris fired an 11-yard TD pass with 11:32 remaining in the game, which gave BGSU a 21-17 advantage.

NU countered, however, thanks to an 88-yard kickoff return by Wright. Noah Herron, who tallied two touchdowns, scored on a 2-yard scamper with 10:01 left to put the 'Cats back in front, 24-21. But Harris and

the Falcons had one more scoring drive left in them, and NU was unable to muster an offensive threat on its final possession. Wright finished with a bowl and school-record 336 all-purpose yards. He totaled 237 rushing yards, also a bowl mark.

Harris completed 38-of-50 passes for 386 yards—all Motor City Bowl marks. NU's secondary helped control the Falcons early, picking off three BGSU passes.

Luis Castillo, named the bowl's UAW Lineman of the Game, had eight tackles (five solos). Northwestern ran for a bowl-record 357 yards. Herron added 80 yards on 12 carries.

SCORING SUMMARY

NORTHWESTERN	7	3	7	7	—	24
BOWLING GREEN	0	7	7	14	—	28

First Quarter: NU—Herron 40 run (Huffman kick) 7:52. **Second Quarter:** NU—Huffman 31 FG 13:12. BGSU—Harris 4 run (Suisham kick) 7:57. **Third Quarter:** NU—Wright, 77 run (Huffman kick) 14:14. BGSU—Magner 7 pass from Harris (Suisham kick) 9:10. **Fourth Quarter:** BGSU—Sanders 11 pass from Harris (Suisham kick) 11:32. NU—Herron 2 run (Huffman kick) 10:01. BGSU—Magner 3 pass from Harris (Suisham kick) 4:06.

GAME STATISTICS

BGSU	NU
30.....	First Downs.....16
37.....	Rushing Attempts.....46
121.....	Yards Gained Rushing.....385
33.....	Yards Lost Rushing.....28
88.....	Net Yards Rushing.....357
386.....	Net Yards Passing.....58
51.....	Passes Attempted.....15
38.....	Passes Completed.....7
3.....	Had Intercepted.....0
88.....	Total Offensive Plays.....61
474.....	Total Net Yards.....415
0-0.....	Fumbles—Lost.....2-2
1-15.....	Penalties—Yards.....3-40
0-0.....	Interceptions—Yards.....3-20
3-138.....	Punts—Yards.....5-172
46.0.....	Avg. Yard/Punt.....34.4
2-21.....	Punt Returns—Yards.....2-3
3-80.....	Kickoff Returns—Yards.....2-91
34:08.....	Possession Time.....25:52
12/17.....	3rd Down Conversions.....5/14
1-14.....	Sacks By—Yards.....2-10

INDIVIDUAL LEADERS

Rushing: NU—Wright 21-237; BGSU—Harris 21-68
Passing: NU—Basanez 15-7-58-0; BGSU—Harris 50-38-386-2
Receiving: NU—Philmore 3-43; BGSU—Magner 12-97

2005 SUN BOWL



GAME SUMMARY

Despite returning two interceptions for touchdowns and winning the turnover battle 4-3, Northwestern fell 50-38 to No. 17 UCLA in the 72nd annual Sun Bowl held in El Paso, Texas.

NU jumped to an early 22-0 first-quarter lead when Kevin Mims and Nick Roach each returned UCLA quarterback Drew Olson interceptions for touchdowns. The two defensive touchdowns followed a Joel Howells' 33 yard field goal and sandwiched a 19-yard Mark Philmore reverse for a touchdown. Northwestern's defense picked off Olson three times in the first quarter alone, equaling the number of interceptions Olson threw in his first 11 games combined.

The Bruins, however, came storming back from the 22-0 deficit, scoring 36 unanswered points for a 36-22 lead. Amado Villarreal booted a 31-yard field goal at the end of the third quarter to halt the UCLA scoring string.

The Wildcats mounted a furious comeback. A Brett Basanez touchdown pass to Philmore cut the score to 36-31 with 2:29 left in the game. Then, UCLA's Brandon Breazell recovered NU's inside kick and returned it for a touchdown. The Wildcats came charging back, scoring on Shaun Herbert's 5-yard TD catch with 24 seconds left, trimming the UCLA lead to 43-38. Then the unthinkable happened. Breazell returned another inside kick for a score to ice the contest with 18 seconds left.

Despite the disheartening defeat, Northwestern set a Sun Bowl record with 584 yards of offense, with 448 coming courtesy of Brett Basanez.

SCORING SUMMARY

NORTHWESTERN	22	0	3	13	—	38
UCLA	7	22	7	14	—	50

First Quarter: NU—Howells 33 FG 7:53. NU—Mims 30 INT return (Howells kick blocked) 6:27. NU—Philmore 19 run (Howells kick failed) 5:36. NU—Roach 35 INT return (Howells kick) 4:21. UCLA—Bell 5 run (Rotstein kick) 0:15. **Second Quarter:** UCLA—Moya 58 pass from Olson (Rotstein kick) 13:57. UCLA—Bell 6 run (Lewis pass from Olson) 8:26. UCLA—Everett 8 pass from Olson (Rotstein kick) 0:29. **Third Quarter:** UCLA—Pitre 5 pass from Olson (Rotstein kick) 9:04. NU—Villarreal 31 FG 4:40. **Fourth Quarter:** NU—Philmore 8 pass from Basanez (Basanez pass intercepted) 2:29. UCLA—Breazell 42 kickoff return (Malette kick) 2:24. NU—Herbert 5 pass from Basanez (Villarreal kick) 0:24. UCLA—Breazell 45 kickoff return (Rotstein kick) 0:18.


GAME STATISTICS

NU	UCLA
33.....	First Downs.....24
32.....	Rushing Attempts.....50
176.....	Yards Gained Rushing.....334
8.....	Yards Lost Rushing.....24
168.....	Net Yards Rushing.....310
416.....	Net Yards Passing.....143
70.....	Passes Attempted.....24
38.....	Passes Completed.....10
2.....	Had Intercepted.....3
102.....	Total Offensive Plays.....74
584.....	Total Net Yards.....453
4-1.....	Fumbles—Lost.....2-1
6-49.....	Penalties—Yards.....8-69
3-65-2.....	Interceptions—Yards—TD.....2-0-0
5-155.....	Punts—Yards.....5-202
31.0.....	Avg. Yard/Punt.....40.4
5-12-0.....	Punt Returns—Yards—TD.....1-20-0
6-74-0.....	Kickoff Returns—Yards—TD.....6-156-2
30:50.....	Possession Time.....29:10
5/20.....	3rd Down Conversions.....6/13
1-5.....	Sacks By—Yards.....0-0

INDIVIDUAL LEADERS

Rushing: NU—Sutton 18-84; UCLA—Markey 24-161
Passing: NU—Basanez 70-38-2-416; UCLA—Olson 24-10-3-143
Receiving: NU—Lane 7-136; UCLA—Drew 2-29

2008 ALAMO BOWL



GAME SUMMARY

C.J. Bachér tied a Valero Alamo Bowl record with three touchdowns passes and threw for more than 300 yards, but No. 21 Missouri kicked a game-tying field goal late in the fourth quarter before defeating No. 23 Northwestern in overtime, 30-23.

In a game against former Heisman finalist Chase Daniel, Bachér won the battle of the QB's. The fifth-year senior completed 27-of-43 passes for 304 yards and three scores. Miz-zou's offense came into the game averaging almost 500 yards per game, but was held to under 300 yards in regulation.

Eric Peterman opened the scoring with a 35-yard scoring reception in the first quarter.

Rasheed Ward took a season-long 46-yard

catch into the end zone to begin the second half before Ross Lane gave the Wildcats a 23-20 advantage with an acrobatic 23-yard TD grab late in the third quarter. Ward finished the game with a career-best 101 receiving yards on seven catches.

Senior Tyrell Sutton came back from a wrist injury in the eighth game of the year to record his 16th-career 100-yard rushing game. He finished with 114 yards on 29 carries, adding 29 yards on five catches.

Northwestern held its 23-20 lead until late in the fourth quarter when Missouri's Jeff Wolfert made his third field goal of the contest. He had another chance to end the game in regulation, but his 44-yard effort as time expired sailed wide right. The Tigers scored a TD on their opening possession of overtime before keeping the Wildcats out of the end zone to secure the victory.

SCORING SUMMARY

MISSOURI	0	10	10	3	7	—	30
NORTHWESTERN	7	3	13	0	0	—	23

First Quarter: 9:30 NU—Peterman 35 pass from Bachér (Villarreal kick). **Second Quarter:** 14:49 MU—Wolfert 31 FG; 9:11 NU—Villarreal 21 FG; 1:00 MU—Maclin 75 punt return (Wolfert kick). **Third Quarter:** 12:08 NU—Ward 46 pass from Bachér (kick failed); 7:20 MU—Alexander 11 pass from Daniel (Wolfert kick); 3:46 MU—Wolfert 43 FG; 00:31 NU—Lane 23 pass from Bachér (Villarreal kick). **Fourth Quarter:** 2:49 MU—Wolfert 37 FG. **Overtime:** MU—Maclin 7 pass from Daniel (Wolfert kick)


GAME STATISTICS

MU	NU
21.....	First Downs.....21
30.....	Rushing Attempts.....40
120.....	Yards Gained Rushing.....132
9.....	Yards Lost Rushing.....60
111.....	Net Yards Rushing.....72
200.....	Net Yards Passing.....304
44.....	Passes Attempted.....43
27.....	Passes Completed.....27
3.....	Had Intercepted.....1
74.....	Total Offensive Plays.....83
311.....	Total Net Yards.....376
0-0.....	Fumbles-Lost.....1-0
6-32.....	Penalties-Yards.....7-47
1-22-0.....	Interceptions-Yards-TD.....3-4-0
4-177.....	Punts-Yards.....6-228
44.2.....	Avg. Yard/Punt.....38.0
4-82-1.....	Punt Return-Yards-TD.....1-0-0
4-40-0.....	Kickoff Return-Yards-TD.....5-108-0
24:40.....	Possession Time.....34:28
7/16.....	Third-Down Conversions.....11/21
5-43.....	Sacks By-Yards.....1-1

INDIVIDUAL LEADERS

Rushing: NU—Sutton 29-114; MU—Washington 15-44
Passing: NU—Bachér 27-43-304-3; MU—Daniel 27-44-200-2
Receiving: NU—Ward 7-101; MU—Coffman 7-67

2010 OUTBACK BOWL



GAME SUMMARY

Senior Mike Kafka broke an Outback Bowl record with a school-record 532 passing yards, throwing for four scores and running for another to lead a furious Northwestern comeback to force overtime, but the Wildcats ultimately fell to Auburn, 38-35.

With NU trailing by 14 and three minutes to play, Kafka scrambled for a 2-yard score to draw the Wildcats within eight, 35-27, after the extra point was blocked. On the ensuing Auburn possession, Brad Phillips forced a fumble recovered by Sherrick McManis, setting up a Kafka to Sidney Stewart 18-yard strike with 1:15 to go. A tricky 2-point conversion pass from Andrew Brewer to Brendan Mitchell tied the game.

A fumble on the ensuing kick gave NU the ball back again, but a field goal attempt went wide to force overtime. After Auburn kicked a field goal on their possession, Northwestern first attempted one of its own, but it clanged off the right upright. Auburn drew a roughing the kicker penalty to give NU another shot, however. A fake field goal on fourth-and-goal from the 2 was not successful, ending the game.

Kafka recovered from five interceptions in the game to set NCAA records for total plays by an individual (98) and total plays by a team (115). He hit Brewer for two scoring strikes and also found Drake Dunsmore in the flat before Dunsmore broke several tackles on a 66-yard catch-and-run touchdown scamper.

Brewer finished with 133 yards receiving while Dunsmore had 120. Zeke Markshausen caught 12 passes while Stewart caught 10.

SCORING SUMMARY

NORTHWESTERN	7	0	14	14	0	—	35
AUBURN	14	7	0	14	3	—	38

First Quarter: 12:25 AU—Burns 1 run (Byrum kick); 4:37 AU—McFadden 100 interception return (Byrum kick); NU—Brewer 39 pass from Kafka (Demos kick)

Second Quarter: 8:54 AU—Carr 46 pass from Todd (Byrum kick)

Third Quarter: 2:42 NU—Brewer 35 pass from Kafka (Demos kick); 0:27 NU—Dunsmore 66 pass from Kafka (Demos kick)

Fourth Quarter: 10:10 AU—Tate 5 run (Byrum kick); 7:32 AU—Tate 7 run (Byrum kick); 3:20 NU—Kafka 2 run (kick blocked); 1:15 NU—Stewart 18 pass from Kafka (Mitchell pass from Brewer)

Overtime: AU—Byrum 21 FG

GAME STATISTICS

NU	AU
34.....	First Downs.....18
37.....	Rushing Attempts.....39
114.....	Yards Gained Rushing.....219
21.....	Yards Lost Rushing.....29
93.....	Net Yards Rushing.....190
532.....	Net Yards Passing.....235
78.....	Passes Attempted.....33
47.....	Passes Completed.....20
5.....	Had Intercepted.....2
115.....	Total Offensive Plays.....72
621.....	Total Net Yards.....425
0-0.....	Fumbles-Lost.....3-2
3-25.....	Penalties-Yards.....12-140
2-0-0.....	Interceptions-Yards-TD.....5-103-1
5-158.....	Punts-Yards.....6-253
31.6.....	Avg. Yard/Punt.....42.2
1-1-0.....	Punt Return-Yards-TD.....0-0-0
5-116-0.....	Kickoff Return-Yards-TD.....5-125-0
34:11.....	Possession Time.....25:49
6/23.....	3rd Down Conversion.....4/13
3-19.....	Sacks By-Yards.....3-19

INDIVIDUAL LEADERS

Rushing: NU—Schmidt 8-36; AU—Tate 20-108
Passing: NU—Kafka 47-78-532-4; AU—Todd 20-31-235-1
Receiving: NU—Markshausen 12-84; AU—Adams 12-142

2011 TICKETCITY BOWL



GAME SUMMARY

Trailing 31-9 midway through the third quarter, Northwestern staged a furious rally at the inaugural TicketCity Bowl, pulling within one touchdown before falling to Texas Tech, 45-38.

Texas Tech held a 10-0 lead after the first before NU got on the board in the second with a 15-play, 78-yard drive capped by a Colter one-yard rush. The PAT failed, making it 10-6 before TTTU pushed its lead to 24-6 at the half.

The third quarter was a wild one on the scoreboard, with both teams combining for 32 points. NU forced a fumble on the opening kickoff of the second half, converting the turn-

over into an 18-yard Stefan Demos field goal, but Texas Tech got an 86-yard touchdown run on the next play from scrimmage to make the score 31-9 with 11:05 left in the third. Kain Colter scored on the ensuing drive on a 15-yard rush before he found Josh Rooks on a two-point conversion pass to make it 31-17. After Texas Tech scored another touchdown, Northwestern recovered an onside kick attempt and needed just two plays to punch it in on a four-yard Evan Watkins' rush, making the score 38-24 entering the fourth.

NU scored on its third-straight drive when Watkins found Demetrius Fields for an 18-yard touchdown on fourth-and-four, cutting the deficit to 38-31 with 10:33 left to play. Texas Tech kept punching, extending its lead back to 45-31 with 7:13 left during a drive that saw Hunter Bates, NU's leading tackler with 11 at that point, carted off the field with a major leg injury.

Jordan Mabin kept the 'Cats alive with an 39-yard interception return for a touchdown to make the score 45-38 with 5:37 left, but Texas Tech all but ran out the clock on its next drive to secure the win.

SCORING SUMMARY

NORTHWESTERN	0	6	18	14	—	38
TEXAS TECH	10	14	14	7	—	45

First Quarter: 5:18 TTTU—Williams 24 FG; 0:39 TTTU—Zouzalik 13 pass from Potts (Williams kick)

Second Quarter: 6:47 NU—Colter 1 rush (Williams rush failed); 4:15 TTTU—Potts 13 run (Williams kick); 0:11 TTTU—Lewis 6 pass from Potts

Third Quarter: 11:25 NU—Demos 18 FG; 11:05 TTTU—Stephens 86 run (Williams kick); 6:12 NU—Colter 15 run (Rooks pass from Colter); 2:29 TTTU—Swindall 6 pass from Potts (Williams kick); 1:52 NU—Watkins 4 run (Demos kick)

Fourth Quarter: 10:33 NU—D. Fields 18 pass from Watkins (Demos kick); 7:13 TTTU—Leong 11 pass from Potts (Williams kick); 5:37 NU—Mabin 39 interception return (Demos kick)

GAME STATISTICS

NU	TTU
23.....	First Downs..... 34
50.....	Rushing Attempts..... 29
241.....	Yards Gained Rushing..... 189
12.....	Yards Lost Rushing..... 6
229.....	Net Yards Rushing..... 183
146.....	Net Yards Passing..... 369
30.....	Passes Attempted..... 56
14.....	Passes Completed..... 43
1.....	Had Intercepted..... 1
80.....	Total Offensive Plays..... 85
375.....	Total Net Yards..... 552
2-0.....	Fumbles-Lost..... 1-1
7-52.....	Penalties-Yards..... 3-34
1-39-1.....	Interceptions-Yards-TD..... 1-19-0
5-178.....	Punts-Yards..... 4-124
35.6.....	Avg. Yard/Punt..... 31.0
0-0-0.....	Punt Return-Yards-TD..... 0-0-0
6-124-0.....	Kickoff Return-Yards-TD..... 7-143-0
30:17.....	Possession Time..... 29:37
6/16.....	Third-Down Conversions..... 8/15
0-0.....	Sacks By-Yards..... 1-4

INDIVIDUAL LEADERS

RUSHING: NU—Colter 18-105; TTTU—Stephens 14-126

PASSING: NU—Watkins 10-21-76-1; TTTU—Potts 43-56-369-4

RECEIVING: NU—Ebert 3-34; TTTU—Leong 10-118

2011 MEINEKE CAR CARE BOWL OF TEXAS



GAME SUMMARY

Appearing in a bowl game for a fourth straight year, Northwestern came out on the short end of 33-22 outcome against Texas A&M in the Meineke Car Care Bowl of Texas. NU scored the first touchdown of the game but TAMU ran off 27 straight points to take command.

In the final game of his NU career, quarterback Dan Persa established himself as Division I's (FBS or FCS) all-time record-holder in completion percentage. Persa wraps up his tenure at 72.7 percent (460-of-633), besting the previous NCAA record of 70.4 as set by Hawaii's Colt Brennan.

Senior safety Brian Peters came up with his 12th career interception in the game, giving him sole possession of third place on NU's all-time list, with three of those coming in bowl games.

Against the Aggies, Persa threw for 213 yards, but the Wildcats were held in check by a stout A&M defense that collected eight sacks on the day. NU gained a 7-3 lead early in the second quarter when Houston native Venric Mark scored his first career rushing touchdown on a pitch from Persa. That score capped a 13-play drive that ate up nearly five minutes off the clock. Texas A&M, however, then dominated the game's next 25 minutes, running off 27 unanswered points to take a 30-7 lead with 5:59 remaining in the third quarter.

The Wildcats responded and scored back-to-back touchdowns to cut the TAMU lead to eight, 30-22. But A&M then converted a third-and-13 deep in its own territory before gaining another first on a circus catch that set up a field goal and put the game on ice, 33-22, with 30 seconds to play.

SCORING SUMMARY

TEXAS A&M	3	17	10	3	—	33
NORTHWESTERN	0	7	0	15	—	22

First Quarter: 5:46 TAMU—Bullock 24 FG

Second Quarter: 10:12 NU—Mark 2 run (Budzien kick); 7:58 TAMU—Malena 1 run (Bullock kick); 1:31 TAMU—Fuller 26 pass from Tannehill (Bullock kick); 0:00 TAMU—Bullock 40 FG

Third Quarter: 10:00 TAMU—Malena 19 run (Bullock kick); 5:59 TAMU—Bullock 47 FG

Fourth Quarter: 11:15 NU—Colter 1 run (Fields pass from Ebert); 5:22 NU—Riley 2 pass from Colter (Budzien kick); 0:30 TAMU—Bullock 31 FG

GAME STATISTICS

TAMU	NU
22.....	First Downs..... 24
27.....	Rushing Attempts..... 38
104.....	Yards Gained Rushing..... 121
24.....	Yards Lost Rushing..... 69
80.....	Net Yards Rushing..... 52
329.....	Net Yards Passing..... 226
40.....	Passes Attempted..... 40
27.....	Passes Completed..... 27
1.....	Had Intercepted..... 0
67.....	Total Offensive Plays..... 78
409.....	Total Net Yards..... 278
2-0.....	Fumbles-Lost..... 2-0
7-67.....	Penalties-Yards..... 8-67
0-0-0.....	Interceptions-Yards-TD..... 1-0-0
4-180.....	Punts-Yards..... 8-337
45.0.....	Avg. Yard/Punt..... 42.1
4-54-0.....	Punt Return-Yards-TD..... 2-50-0
3-77-0.....	Kickoff Return-Yards-TD..... 7-141-0
26:41.....	Possession Time..... 33:19
7/14.....	Third-Down Conversions..... 5/15
8-65.....	Sacks By-Yards..... 1-7

INDIVIDUAL LEADERS

RUSHING: TAMU—Malena 23-77; NU—Colter 17-65

PASSING: NU—Persa 25-37-213-0; TAMU—Tannehill 27-40-329-1

RECEIVING: NU—Fields 7-73; TAMU—Swope 8-105

2013 TAXSLAYER.COM GATOR BOWL



JAN. 1, 2013
EVERBANK FIELD
ATTENDANCE: 48,612

NORTHWESTERN 34
MISSISSIPPI STATE 20

Northwestern jumped out to a fast 13-0 lead at the 2013 TaxSlayer.com Gator Bowl and rode an NU-bowl-record four interceptions to a 34-20 victory over Mississippi State and its first 10-win season since 1995. The Gator Bowl win also gave Pat Fitzgerald his 50th victory as NU's head coach, giving him sole possession of first place on Northwestern's career coaching wins list.

The Wildcats' four interceptions matched the program's previous bowl best set in the 1949 Rose Bowl, which Northwestern won over California. Mississippi State QB Tyler Russell, who was responsible for all four interceptions, had thrown only six picks in the Bulldogs' 12 regular season games this year.

With a game-high 10 tackles and a near interception late in the game, Jared Carpenter was named the 2013 Gator Bowl MVP.

Offensively, quarterback and Florida native Trevor Siemian finished 12-of-20 passing for 120 yards—including several clutch third-down conversions—and one rushing touchdown. Among his most popular targets on

the day was freshman superback Dan Vitale, who led the 'Cats with seven catches for 82 yards.

As they have all season, the Wildcats started fast when, on the third play from scrimmage, senior DL Quentin Williams dropped into coverage and intercepted Mississippi State's Tyler Russell. Williams went untouched 24 yards on the return for his first career touchdown and a quick 7-0 Northwestern advantage.

The Bulldogs regrouped on their next drive and moved inside the Wildcats red zone, but the NU defense answered the bell again when safety Ibraheim Campbell stepped in front of a Russell pass on the sideline for his fourth career interception.

Northwestern brought a 13-10 lead into the locker room but found itself in a tied game early in the third. Siemian led a quick six-play, 76-yard TD drive to restore an NU lead, then scored on a 4-yard TD rush of his own to put the 'Cats ahead by 14. MSU would pull with one score early in the fourth, but cornerback Nick VanHoose helped ice the win with an interception and long return to set up Mark's 12th rushing TD of the year and a bowl-clinching score.

SCORING SUMMARY

MISSISSIPPI STATE	0	10	3	7	—	20
NORTHWESTERN	10	3	14	7	—	34

First Quarter: 14:13 NU—Q. Williams 29 INT return (Budzien kick); 4:49 NU—Budzien 34 FG

Second Quarter: 14:48 NU—Budzien 37 FG; 4:48 MSU—Bell 27 FG; 1:06 MSU—Clark 18 pass from Russell (Bell kick)

Third Quarter: 10:37 MSU—Bell 47 FG; 9:25 NU—Ty. Jones 3 run (Budzien kick); 0:26 NU—Siemian 4 run (Budzien kick)

Fourth Quarter: 11:42 MSU—Johnson 14 pass from Russell (Bell kick); 8:10 NU—Mark 3 run (Budzien kick)

GAME STATISTICS

MSU	NU
18.....	First Downs.....19
33.....	Rushing Attempts.....40
216.....	Yards Gained Rushing.....173
30.....	Yards Lost Rushing.....12
186.....	Net Yards Rushing.....161
106.....	Net Yards Passing.....196
29.....	Passes Attempted.....36
12.....	Passes Completed.....21
4.....	Had Intercepted.....3
62.....	Total Offensive Plays.....76
292.....	Total Net Yards.....357
0-0.....	Fumbles-Lost.....1-0
6-47.....	Penalties-Yards.....2-20
3-27-0.....	Interceptions-Yards-TD.....4-80-1
5-216.....	Punts-Yards.....5-217
43.2.....	Avg. Yard/Punt.....43.4
2-21-0.....	Punt Return-Yards-TD.....1-(-2)-0
5-89-0.....	Kickoff Return-Yards-TD.....3-61-0
26:12.....	Possession Time.....33:48
1/11.....	Third-Down Conversions.....10/19
0-0.....	Sacks By-Yards.....3-23

RUSHING:

MSU—Robinson 7-91-0
 NU—Colter 12-74-0

INDIVIDUAL LEADERS

PASSING:

MSU—Russell 12-28-106-2
 NU—Siemian 12-21-120-0

RECEIVING:

MSU—Clark 3-36-1
 NU—Vitale 7-82-0

