

Northwestern Athletic Communications
Contact: Paul Kennedy • Office: 847-467-2028
 Email: pkennedy@northwestern.edu
Contact: Kyle Kelley • Office: 847-491-8800
 Email: kyle.kelley@northwestern.edu

2015 SCHEDULE & RESULTS

Overall: 10-2 | Home: 6-1 | Away: 4-1 | Big Ten: 6-2

#21 
W, 16-6
 RYAN FIELD


W, 41-0
 RYAN FIELD


W, 19-10
 DURHAM, N.C.


W, 24-19
 RYAN FIELD


W, 27-0
 RYAN FIELD

#18 
L, 0-38
 ANN ARBOR, MICH.

#17 
L, 10-40
 RYAN FIELD


W, 30-28
 LINCOLN, NEB.


W, 23-21
 RYAN FIELD


W, 21-14
 RYAN FIELD

#25 
W, 13-7
 MADISON, WIS.


W, 24-14
 SOLDIER FIELD

ESPN 2

Mark Jones, play-by-play
 Rod Gilmore, analyst
 Quint Kessenich, sideline

RADIO 720 WGN

Dave Eanet, play-by-play
 Ted Albrecht, analyst
 Adam Hoge, sideline

FITZGERALD'S PROGRAM

The Wildcats finished the regular season 10-2, marking just the fourth 10 win season in program history. Head Coach Pat Fitzgerald has been a part of three of the four 10-win seasons, playing on the 1995 team and coaching the 2012 and 2015 squads. Northwestern has qualified for just its 12th bowl game in program history and Fitzgerald has been a part of 10 of those: six as a head coach, two as an assistant coach and two as a player.

GOING BOWLING

Northwestern became bowl-eligible for the 12th time in program history and sixth time under head coach Pat Fitzgerald with its 30-28 win over Nebraska on Oct. 24. The Wildcats missed a bowl game each of the last two seasons after going to five consecutive bowls from 2008-12 under Fitzgerald, a streak capped with a 34-20 win over Mississippi State in the TaxSlayer.com Gator Bowl.

9+ wins in NU History		
YEAR	RECORD	HEAD COACH
1903	10-1	Walter McCornack
1995	10-2	Gary Barnett
1996	9-3	Gary Barnett
2008	9-4	Pat Fitzgerald
2012	10-3	Pat Fitzgerald
2015	10-2	Pat Fitzgerald



CARRYING THE BIG TEN BANNER

The Wildcats continued to represent the Big Ten well in non-conference play. Consider what the Wildcats achieved by going 4-0 in out-of-conference action:

- The Wildcats opened the season with a win over then No. 21-ranked Stanford inside Ryan Field, 16-6. The Cardinal, now ranked No. 6 in the College Football Playoff Rankings, were held to a season-low in points and total yards (240).
- NU's defense allowed just 35 points through non-conference play, the fewest since the 'Cats gave up 27 in 1961. Through four games, the 'Cats led the Big Ten and ranked third in the country in scoring defense at 8.8 points per game, limiting opponents without a touchdown in 13 of 16 quarters.
- Since becoming the head coach in 2006, Northwestern's Pat Fitzgerald claims a 33-7 record against non-Big Ten opponents in the regular season.

WALKER EARNS CONSENSUS FIRST-TEAM HONORS

Sophomore Anthony Walker Jr. was named a first-team All-Big Ten linebacker by both the coaches and voting media at the conclusion of the regular season, becoming the first consensus first-team selection for the Wildcats since Brian Peters in 2011. Walker leads the Wildcats with 113 tackles while ranking second in the country with 19.5 tackles for loss. He has posted six double-digit tackling efforts this season and has the third most tackles for loss in a single season in NU history. The Miami, Florida, native also ranks fourth in the country with three fumble recoveries.



WHEN THE 'CATS COME CALLIN'

The dominance of the Northwestern defense can best be demonstrated when compared to how its opponents have fared against others this season. In each of their 10 wins, the Wildcats have held their opponent either below their season average in total offense or scoring offense.

	STAN	EIU	DUKE	BSU	MINN	NEB	PSU	PUR	WIS	ILL
	Yds/Pts	Yds/Pts	Yds/Pts	Yds/Pts	Yds/Pts	Yds/Pts	Yds/Pts	Yds/Pts	Yds/Pts	Yds/Pts
Season Avg.	439.0/36.8	336.5/24.2	428.7/30.8	371.6/23.1	364.5/22.7	443.4/33.6	337.5/24.4	357.9/24.1	381.6/26.7	377.5/23.5
vs. NU	240/6	138/0	327/10	359/19	173/0	373/28	362/21	360/14	203/7	319/14

TALE OF THE TAPE

N	Rushing Yards/GM	Passing Yards/GM	Total Offense	Scoring Offense	Rushing Defense	Passing Defense	Total Defense	Turnover Margin	Penalty Yards/GM
	193.3	139.3	332.6	20.7	117.8	192.7	310.5	+0.42	40.1
T	Rushing Yards/GM	Passing Yards/GM	Total Offense	Scoring Offense	Rushing Defense	Passing Defense	Total Defense	Turnover Margin	Penalty Yards/GM
	223.5	199.0	422.5	34.3	153.3	217.2	370.4	+0.25	36.7

LAST MEETING
28 48
 JANUARY 1, 1996 • COMP USA FLORIDA CITRUS BOWL • ORLANDO, FLORIDA

PAT FITZGERALD



>>> 10th Season

>>> 70-55 Overall Record

>>> Winningest Coach
in NU History

>>> 5 Bowl Games

FITZGERALD COACHING CAREER

Year	Overall	.PCT	Big Ten	.PCT	Postseason
2006	4-8	.333	2-6	.250	-
2007	6-6	.500	3-5	.375	-
2008	9-4	.692	5-3	.625	Valero Alamo Bowl
2009	8-5	.615	5-3	.625	Outback Bowl
2010	7-6	.538	3-5	.375	TicketCity Bowl
2011	6-7	.667	3-5	.375	Meineke Car Care Bowl
2012	10-3	.769	5-3	.625	TaxSlayer.Com Gator Bowl
2013	5-7	.416	1-7	.125	-
2014	5-7	.416	3-5	.375	-
2015	10-2	.833	6-2	.750	Outback Bowl
Total	70-55	.560	36-44	.450	6 Bowl Games

Year	School	Position
2006-	Northwestern	Head Coach
2004-05	Northwestern	Linebackers/Recruiting Coordinator
2002-03	Northwestern	Linebackers
2001	Northwestern	Defensive Backs
2000	Idaho	Linebackers/Special Teams
1999	Colorado	Defensive Graduate Assistant
1998	Maryland	Defensive Graduate Assistant

DAN AND SUSAN JONES FAMILY HEAD FOOTBALL COACH

Already the second-longest tenured Big Ten head coach at the age of 40, Pat Fitzgerald's nine seasons at the helm of Northwestern have been spent building upon the tradition he helped establish as a Hall-of-Fame linebacker for the Wildcats in the mid-1990's. Characterized by his motivational skills, enthusiasm and passion for all things Northwestern, Fitzgerald has shaped Chicago's Big Ten Team into one that consistently achieves excellence in all three phases of the student-athlete experience: academics, athletics and community outreach.

Taking over as head coach in 2006 after the sudden passing of his friend and mentor, Randy Walker, Fitzgerald provided leadership and stability in a trying time and has continued Walker's legacy of producing winning football teams while preparing young men for long-term success in life.

From 2008-12, Fitzgerald guided the Wildcats to five consecutive bowl berths, most recently in the 2012 campaign when NU capped a tremendous 10-win season with a landmark victory over Mississippi State in the TaxSlayer.com Gator Bowl. The 2012 'Cats, who played in a New Year's Day bowl game for the third time in five years, earned a No. 17 year-end ranking in the USA Today/Coaches Poll, the best positioning for any Big Ten team.

Consequently, four consecutive senior classes to graduate from the Northwestern football program during that timeframe set or tied the school record for most career wins by a five-year senior class, with the 2012 group going out as the winningest NU senior class in history with 40 victories to its credit. Likewise, Fitzgerald's Gator Bowl victory on Jan. 1, 2013, marked the 50th of his career, officially making him the winningest head coach in Northwestern Football history.

Away from the gridiron, Fitzgerald's players have achieved at the highest levels in the classroom, last fall placing a record 38 players on the Academic All-Big Ten team en route to posting a remarkable 3.05 team GPA for the 2013-14 academic year. In 2012, Northwestern collected top national honors in the AFCA Academic Achievement Award for the seventh time since 1998. Additionally, Fitzgerald's program ranked second among all FBS programs in the recently released multi-year Academic Progress Rating (APR), posting a score of 992 out of a possible 1,000 in the measure of player retention and eligibility.

NU also goes to great lengths to make a difference in the community. Fitzgerald, his family and his players partake in countless charitable events, impacting the NU and Evanston communities through their participation in Northwestern Dance Marathon, Special Olympics, Misericordia, the NU chapter of Uplifting Athletes, weekly school and children's hospital visits, and dozens of other organizations. Additionally, a Wildcat also has been selected to the prestigious Allstate AFCA Good Works Team® in seven of the last year years (only 11 players from FBS football claim the honor each season), most recently place-kicker Jeff Budzien in 2013.

51



- 2008 College Football Hall of Fame Class
- 1995 & 1996 Bendarik Award Winner
- 1995 & 1996 Nagurski Award Winner
- First two-time winner of both the Bednarik and Nagurski Awards
- 1995 & 1996 Big Ten Champion
- 1995 Big Ten Defensive Player of the Year
- 1995 Sports Illustrated Defensive Player of the Year
- Two-Time All-American
- 23 career starts
- 299 career tackles
- 20 career tackles for loss
- 5 forced fumbles
- 3 interceptions

BOWL WEEK MEDIA AVAILABILITY

SATURDAY

Post Practice
TBD
Jesuit High School
Outback Dinner
5:45-7 p.m.
Photos &
Interviews w/
select players

SUNDAY

Post Practice
TBD
Jesuit High School
Team Night at
Splitsville
6-8:30 p.m.
Photos only

MONDAY

Post Practice
TBD
Jesuit High School
Team Hospital
Visit
2-3 p.m.
Photos only

TUESDAY

Head Coaches
News Conference
12 p.m.
Post Practice
TBD
Jesuit High School
Busch Gardens
Team Outing
See details below

WEDNESDAY

Clearwater
Beach Day
See details below

THURSDAY

No
Availability

FRIDAY

T
Postgame
Presser

CREDENTIAL REQUESTS AND PICK UP

The Outback Bowl is now accepting requests for working media credentials for the January 1, 2016 game in Tampa, Florida. Requests should be made by your sports editor/director online at www.sportssystem.com/outbackbowl. Be advised that a request does not necessarily guarantee approval. The Outback Bowl reserves the right to revoke any credential and it must be surrendered upon request. All requests must be received by the Outback Bowl no later than Friday, December 18, 2015.

Credential pickup begins at 3 p.m. on Saturday, December 26 at the Holiday Inn Tampa Westshore Hotel-King Palm Room. Media may pickup game day credentials in the Media Center from 3-5:30 p.m. or 8:30 a.m. to 5:30 p.m. December 27-31.

TEAM NIGHT AT SPLITSVILLE

Players from both teams and media members will enjoy food and bowling at Splitsville at Channelside. Media invited. Teams will compete in bowling competition. **Photo Opportunity.**

TEAM HOSPITAL VISIT (TAMPA GENERAL HOSPITAL)

Players from both college teams will visit the Children's Wing of Tampa General Hospital. **Photo Opportunity only.**

TEAM NIGHT AT TAMPA BAY LIGHTNING

Both teams will be guests of the 2004 Stanley Cup Champions and 2015 finalists at the Amalie Arena in downtown Tampa. Some selected players from each team will participate in a special activity between periods. Media wanting credentials should contact Bill Wickett in the Lightning PR office directly.

HEAD COACHES JOINT NEWS CONFERENCE

Joint news conference with both head coaches at the Holiday Inn Westshore (ballroom) beginning at 12 p.m. on Tuesday, December 29; no players available. Lunch will be available for attending media beginning at 11:30 a.m.

BUSCH GARDENS TEAM OUTING PHOTO OPPORTUNITY

Great photo/video and interview opportunities at the theme park from 3-4 p.m. Media requests **must** be cleared through the Bowl PR Director (Mike Schulze) or Busch Gardens PR Department (Contact Bowl PR Office for details).

CLEARWATER BEACH DAY (HILTON CLEARWATER BEACH: 11 A.M.-4 P.M.)

Great photo opportunities for fans, players and coaches enjoying gulf beaches. (Visuals include the college marching bands & cheerleaders performing on the beach, skydivers, volleyball, cheerleader tug-o-war and key lime pie eating contest.) **(A separate media info packet on this event is available at the media hotel or by request)**

WILDCATS ONLINE

The official web site of Northwestern Athletics is NUSports.com. Updated daily, the site includes releases and game notes as well as other football-related items: up-to-date roster, schedule, game times, etc. You may also Northwestern football on Twitter at these accounts: @NU_Sports, @NUFBNews, @NU_SportsLIVE, @NUFBFamily or @coachfitz51.

POSTGAME PROCEDURE

Following a cooling off period, head coach Pat Fitzgerald and select players will meet with the media in the press conference room of Raymond James Stadium. Requests for student-athletes should be made to a Northwestern Athletic Communications contact at the conclusion of the third quarter.

NORTHWESTERN ATHLETIC COMMUNICATIONS

Contact: Paul Kennedy, Assistant Athletic Director for Athletic Communications
Phone: Office - (847) 467-2028 | Cell - (313) 497-5990
Email: pkennedy@northwestern.edu

Contact: Kyle Kelley, Assistant Director of Athletic Communications
Phone: Office - (847) 491-8800 | Cell: (989) 400-1705
Email: kyle.kelley@northwestern.edu

Northwestern Athletic Communications

Mailing Address

1501 Central St.
Evanston, IL 60208

OUTBACK BOWL COMMUNICATIONS

Contact: Mike Schulze, Director of Communications & Sponsorships
Phone: (813) 874-2695
Email: mike@outbackbowl.com



THE 'CATS GO AS JACKSON GOES

Sophomore **Justin Jackson** was named to the 2015 Second Team All-Big Ten Offense by coaches and media after rushing for 1,344 yards, the eighth most in NU single-season history. This season's performance pushed him to 2,531 career rushing yards, moving past Greg Boykin (1972-76; 2,465 yards) and Noah Herron (2001-04; 2,524 yards) into sixth in Wildcats history. The Carol Stream, Illinois, native was a true workhorse, carrying the ball 25 or more times in six different games including a career-high 37 in the Wildcats' 24-14 victory over Illinois to claim their 10th win of the season. The sophomore became just the fifth player in program history to rush for back-to-back 1,000-yard seasons with eight 100-yard performances and has eclipsed the 100-yard plateau 14 times in his career.

JUSTIN JACKSON	Rush Yards	Yards/Carry	Yards/Game
NU's 10 Wins	1,289	4.8	128.9
NU's 2 Losses	55	2.5	27.5
Season Totals	1,344	4.5	112.0

EYES ON THE CHARTS (RUSHING YARDS)


PLAYER	YEARS	YARDS
#4 Bob Christian	1987-90	2,643
#5 Jason Wright	2000-03	2,625
#6 Justin Jackson	Active	2,531
#7 Noah Herron	2001-04	2,524
#8 Greg Boykin	1972-76	2,465

SUPERBACK OR SUPERMAN?

Senior **Dan Vitale** was also named to the 2015 Second Team All-Big Ten Offense by coaches and media as a tight end. Vitale leads the Wildcats with 33 receptions, 335 receiving yards and four touchdowns and has the 'Cats' longest reception of the year -- a 66-yard touchdown reception against Ball State.

SOLO CAN SCOOT

Northwestern features one of the most dynamic kick returners in the country in sophomore **Solomon Vault**. With a pair of kick returns for touchdowns this season, the Gaithersburg, Maryland, native broke both the NU single-season (2) and career (3) records. Vault is averaging 27.0 yards per kick return to lead the Big Ten and is fifth in the country in kick return touchdowns.



TEN FOR THORSON

Redshirt freshman **Clayton Thorson** started all 12 games under center for the Wildcats, leading them to just their fourth 10-win season in program history. Thorson is just the eighth freshman quarterback in the FBS to lead his team to 10 wins since 2008 and could become just the sixth to win 11 games with a victory in the Outback Bowl. The Wildcats are just one of four teams to start an underclassmen at quarterback every game and still win 10 or more games: Clemson, 14-0 (DeShaun Watson, So.), Appalachian State, 10-2 (Taylor Lamb, So.) and Florida, 10-3 (Will Grier, Fr. and Treon Harris, So.).

10+ WINS BY FRESHMEN QBS SINCE 2008

PLAYER/SCHOOL	YEAR	W-L
Clayton Thorson/NU	2015	10-2
J.T. Barrett/Ohio State	2014	11-0
Jameis Winston/FSU	2013	14-0
Marcus Mariota/Oregon	2012	12-1
Johnny Manziel/Texas A&M	2012	11-2
Taylor Martinez/Nebraska	2010	10-4
Jeff Godfrey/UCF	2010	10-2
Kellen Moore/Boise State	2008	12-1

JUSTIN JACKSON

FRESHMAN JELANI ROBERTS HONORED BY NATIONAL FOOTBALL FOUNDATION

Freshman wide receiver **Jelani Roberts** has been selected as one of five student-athletes honored by the National Football Foundation & College Hall of Fame as a recipient of the 2015 National High School Scholar-Athlete Award. Roberts was honored for his high school accomplishments during the NFF Chapter Awards Luncheon, presented by Under Armour, on Dec. 8 at the Waldorf Astoria in New York City.



NATIONAL FOOTBALL FOUNDATION

>>> 2015 REGULAR SEASON STATS

298

CARRIES

1,344

RUSHING YARDS

4

TOUCHDOWNS

4.5

AVG.

WILDCATS' DEFENSE AMONG THE NATION'S ELITE

Northwestern's defense has stymied opposing offenses all season long, ranking 11th in the country in total defense (310.5 yards/gm) and eighth in scoring defense (16.4 points/gm.). The defense has held four different opponents under 250 yards of total offense and has not allowed a touchdown in 29-of-48 quarters played this season.

FIVE WILDCATS ON 'D' NAMED ALL-BIG TEN

In addition to **Anthony Walker, Jr.** earning consensus first-team honors, senior defensive end **Dean Lowry** and cornerback **Nick VanHoose** were consensus Second Team honorees, while senior defensive end **Deonte Gibson** and junior cornerback **Matthew Harris** were named to the Third Team defense.



NO FLY ZONE

The #SkyTeam of seniors **Traveon Henry** and **Nick VanHoose**, junior **Matthew Harris** and sophomore **Godwin Igwebuike** has been one of the best defensive backfields in the country this season. The Wildcats rank third in the country in passing efficiency defense (98.27) and 25th in passing yards allowed (192.7) while allowing a FBS-low five passing touchdowns despite facing the 19th most pass attempts of any team in the country.



FEWEST PASSING
TDS ALLOWED
IN FBS

NORTHWESTERN

5

WISCONSIN

6

MICHIGAN

7

TEXAS A&M

8

WE'LL MEET YOU IN THE BACKFIELD

The Wildcats have terrorized quarterbacks and running backs alike all season long, racking up 84 tackles for loss. Sophomore **Anthony Walker Jr.** ranks second in the nation with 19.5 tackles for loss and is followed by senior defensive ends **Dean Lowry** (13.5) and **Deonte Gibson** (12.5). Walker has the third most in a single season in NU history while Lowry ranks 10th in program history with 31.5 career tackles for loss. Lowry set a new Northwestern single-game record and tied the sixth-best mark in Big Ten history when he had six tackles for loss in the Wildcats' 30-28 win at Nebraska on October 24.

The Wildcats held Wisconsin to negative-26 rushing yards on Nov. 21 thanks in large part to a season-high 11.0 tackles for loss by the defense. NU had three different games with at least 10.0 tackles for loss this season - Minnesota, Penn State and Wisconsin.

BIG TEN HISTORY (SINGLE GAME)		
PLAYER	TFL	Opp. (Date)
Jeff Zgonina, Purdue	7.0	NU (10/3/92)
Julian Peterson, MSU	7.0	Ohio State (11/7/98)
Larry Foote, Michigan	7.0	Iowa (10/27/01)
Rob Ninkovich, Purdue	7.0	Indiana (11/19/05)
Alex Lewis, Wisconsin	6.5	Purdue (10/18/03)
DEAN LOWRY	6.0	Nebraska (10/24/15)



WHAT'S FOR LUNCH?

Led by senior **Deonte Gibson's** 9.0 sacks (.75/game), the Wildcats averaged just over two sacks a game during the regular season. Gibson's nine sacks are tied for the fourth most in NU single season history and have moved him up to seventh in program history with 15.0 career sacks. Senior **Dean Lowry** and junior **Ifeadi Odenigbo** also rank in the top 10 all-time in career sacks with 12.5.

Chicago's Big Ten Team had a season-high 6.0 sacks totaling 50 yards on Nov. 21 at Wisconsin, the most since 8.0 against Miami (Ohio) on Oct. 10, 2009.

ANTHONY
WALKER, JR.

2015 REGULAR SEASON STATS<<<

119

TACKLES

58

SOLO

19.5

TFL

3

FUMBLE RECOVERIES

ALPHABETICAL ROSTER

No.	Name	Pos.	Ht.	Wt.	Cl./Elig.	Hometown/High School/Last College
36	Corey Acker	WR	5-9	170	Jr./So.	Ballston Lake, N.Y./Shenendehowa Central
7	Matt Alviti	QB	6-0	200	Jr./So.	Park Ridge, Ill./Maine South
12	Auston Anderson	RB	5-9	180	So./R-Fr.	Plano, Texas/Plano West
16	Quinn Baker	WR	5-9	190	So./R-Fr.	Trout Valley, Ill./Cary-Grove
47	Joe Bergin	DB	5-11	190	Fr./Fr.	Bloomfield Hills, Mich./Detroit Country Day
26	Terrance Brown	S	6-1	210	Sr./Jr.	Los Alamitos, Calif./Los Alamitos
8	Stephen Buckley	WR	6-0	185	Sr./Jr.	Forney, Texas/North Forney
74	Graham Bullmore	OL	6-7	290	Jr./So.	Kenosha, Wis./Bradford
59	J.B. Butler	OL	6-3	305	So./R-Fr.	Plainfield, Ill./Joliet Catholic
80	Austin Carr	WR	6-1	195	Sr./Jr.	Benicia, Calif./Benicia
1	Max Chapman	DL	6-3	270	Sr. [5]/Sr.	Ponte Vedra, Fla./Nease
85	Chris Cliff	WR	6-2	205	Fr./Fr.	West Bloomfield, Mich./Walled Lake Northern
79	Sam Coverdale	OL	6-6	305	Jr./So.	Chagrin Falls, Ohio/Kenston
25	Luke Dauch	WR	6-3	220	Sr. [5]/Sr.	Bloomfield Hills, Mich./Lahser
73	Adam DePietro	OL	6-5	295	Sr./Jr.	Lancaster, Pa./Lancaster Catholic
19	Cameron Dickerson	WR	6-3	225	Sr. [5]/Sr.	Englewood, N.J./Bergen Catholic
9	Garrett Dickerson	SB	6-3	245	So./So.	Englewood, N.J./Bergen Catholic
71	Tommy Doles	OL	6-6	280	So./R-Fr.	Grand Rapids, Mich./Grand Rapids Christian
89	Charlie Fessler	WR	6-4	205	Fr./Fr.	Erie, Pa./Cathedral Prep
52	Chris Fitzpatrick	LS	6-1	235	Sr./Jr.	Lawrenceburg, Ky./Anderson County
45	Nathan Fox	LB	6-2	245	Fr./Fr.	Houston, Texas/Clear Lake
57	Matt Frazier	OL	6-4	295	Sr. [5]/Sr.	Bourbonnais, Ill./Bishop McNamara
97	Joe Gaziano	DL	6-4	255	Fr./Fr.	Scituate, Mass./Xaverian Brothers
13	Deonte Gibson	DL	6-3	265	Sr. [5]/Sr.	Lakewood, Ohio/St. Edward
54	Trent Goens	DL	6-3	250	Fr./Fr.	Chino Hills, Calif./Chino Hills
24	Mark Gorogianis	WR	6-0	190	Jr./So.	Lombard, Ill./Montini Catholic
84	Cameron Green	WR	6-3	210	Fr./Fr.	Buffalo Grove, Ill./Stevenson
11	TJ Green	QB	6-1	190	Fr./Fr.	Leawood, Kan./Rockhurst
32	Nate Hall	LB	6-2	230	So./R-Fr.	Toledo, Ohio/Southview
83	Chad Hanaoka	RB	5-10	170	So./So.	Honolulu, Hawaii/Iolani School
72	Blake Hance	OL	6-6	300	So./R-Fr.	Jacksonville, Ill./Jacksonville
27	Matthew Harris	CB	5-11	180	Jr./Jr.	La Grange Highlands, Ill./Lyons
24	Montre Hartage	DB	6-0	180	Fr./Fr.	Cordele, Ga./Crisp County
2	Traveon Henry	S	6-1	215	Sr./Sr.	Lauderdale Lakes, Fla./Pine Crest
35	Tom Hruby	LB	6-3	240	Jr./Jr.	Crown Point, Ind./Andrean
16	Godwin Igwebuikwe	S	6-0	200	Jr./So.	Pickerington, Ohio/Pickerington North
21	Justin Jackson	RB	5-11	190	So./So.	Carol Stream, Ill./Glenbard North
43	Cole Johnson	WR	6-1	200	Jr./So.	Avon, Ind./Avon
14	Christian Jones	WR	6-3	235	Sr. [5]/Sr.	Houston, Texas/Westfield
42	Joseph Jones	LB	6-1	225	Sr./Jr.	Plano, Ill./Plano
87	Garrett Kidd	WR	6-2	195	Sr. [5]/Sr.	Midland, Mich./Dow/Miami (Fla.)
17	Daniel Kubiuk	QB	6-1	200	So./R-Fr.	Barrington, Ill./Barrington
93	Greg Kuhar	DL	6-3	305	Sr./Jr.	Concord Township, Ohio/St. Edward
67	Tyler Lancaster	DL	6-3	300	Jr./So.	Romeoville, Ill./Plainfield East
78	Adam Lemke-Bell	OL	6-5	270	Fr./Fr.	Oak Park, Ill./Oak Park-River Forest
13	Warren Long	RB	6-0	210	Jr./Jr.	Union City, Calif./James Logan
94	Dean Lowry	DL	6-6	290	Sr./Sr.	Rockford, Ill./Boylan
46	Eric Lutzen	SB	6-6	235	So./R-Fr.	Pewaukee, Wis./Pewaukee
68	Connor Mahoney	OL	6-4	290	Sr./Jr.	Malvern, Pa./Malvern
28	Alonzo Mayo	DB	5-11	170	Fr./Fr.	Baltimore, Md./The Gilman School
41	Jared McGee	S	6-1	215	So./R-Fr.	Mansfield, Texas/Mansfield Legacy
6	Mike McHugh	WR	6-3	195	Sr./Jr.	Kirkwood, Mo./Kirkwood
17	Marcus McShepard	CB	5-11	200	Jr./So.	University Heights, Ohio/Cleveland Heights
70	Shane Mertz	OL	6-8	310	Sr. [5]/Sr.	Hazlet, N.J./Raritan
33	Matt Micucci	PK	5-11	185	Jr./So.	Lake Zurich, Ill./Stevenson
7	Jack Mitchell	PK	6-3	210	Sr./Jr.	San Diego, Calif./Torrey Pines
53	Geoff Mogus	OL	6-5	305	Sr. [5]/Sr.	Lorain, Ohio/St. Edward
20	John Moten IV	RB	6-0	190	Fr./Fr.	St. Louis, Mo./John Burroughs School
10	Jake Murray	DB	6-3	200	Fr./Fr.	Coppell, Texas/Coppell
86	Flynn Nagel	WR	5-11	190	Fr./Fr.	Lemont, Ill./Lemont
96	Hunter Niswander	P	6-5	235	Jr./So.	Peninsula, Ohio/Woodridge
69	Brad North	OL	6-2	290	Jr./So.	Allen, Texas/Allen
48	Tommy Odell	S	5-11	200	Jr./So.	River Forest, Ill./Oak Park-River Forest
7	Ifeadi Odenigbo	DL	6-3	250	Sr./Jr.	Centerville, Ohio/Centerville
10	Zack Oliver	QB	6-4	230	Sr. [5]/Sr.	Baton Rouge, La./Catholic
76	Eric Olson	OL	6-6	295	Sr./Jr.	Sudbury, Mass./Buckingham, Browne & Nichols
38	Arthur Omilian	PK	5-11	180	Sr. [5]/Sr.	Atlanta, Ga./Pace Academy
64	Andrew Otterman	OL	6-5	295	Fr./Fr.	Morristown, N.J./Delbarton
99	Ben Oxley	DL	6-6	285	So./R-Fr.	Avon Lake, Ohio/Avon Lake
63	Ian Park	OL	6-4	305	Sr./Jr.	Pittsburgh, Pa./Upper St. Clair
46	Anthony Pierce-Adams	LB	6-0	215	So./R-Fr.	Chicago, Ill./De La Salle Institute
91	Kenton Playko	OL	6-5	300	Sr./Jr.	Lewis Center, Ohio/Olentangy
51	Jaylen Prater	SB	6-0	230	Sr./Jr.	Hamden, Ohio/Wellston
44	James Prather	DL	6-4	270	So./R-Fr.	Memphis, Tenn./Memphis University School
53	Cameron Queiro	LB	6-1	225	So./R-Fr.	Verona, N.J./Bergen Catholic
21	Kyle Queiro	S	6-3	200	Jr./So.	Verona, N.J./Bergen Catholic
33	Steven Reese	DB	6-2	190	Fr./Fr.	Buford, Ga./Buford
58	Heath Reineke	DL	6-3	245	So./R-Fr.	Ashland, Ohio/Ashland
90	C.J. Robbins	DL	6-5	300	Sr. [5]/Sr.	Peru, Ill./LaSalle-Peru
81	Jelani Roberts	WR	5-8	160	Fr./Fr.	Owings Mills, Md./The Gilman School
49	Josh Roberts	LB	6-1	215	Jr./So.	Warrego, Kan./Rock Creek
2	Christian Salem	WR	6-3	195	Sr./Jr.	Santa Monica, Calif./Santa Monica
82	Andrew Scanlan	WR	6-2	215	Sr./Jr.	Royersford, Pa./Spring Ford
34	Simba Short	LB	6-2	210	Fr./Fr.	Brentwood, Calif./De La Salle
5	Miles Shuler	WR	5-10	180	Sr. [5]/Sr.	Long Branch, N.J./Long Branch/Rutgers
55	Drew Smith	LB	6-1	230	Sr. [5]/Sr.	Cincinnati, Ohio/Colerain
85	Mark Szott	SB	6-4	255	Sr. [5]/Sr.	Naperville, Ill./Waubonsie Valley
88	Jayme Taylor	SB	6-4	230	Jr./So.	The Woodlands, Texas/The Woodlands
65	Jared Thomas	OL	6-4	275	Fr./Fr.	Indianapolis, Ind./Cathedral
95	Jordan Thompson	DL	6-3	275	Fr./Fr.	Cincinnati, Ohio/LaSalle
18	Clayton Thorson	QB	6-4	220	So./R-Fr.	Wheaton, Ill./Wheaton North
23	Nick VanHoose	CB	6-0	190	Sr. [5]/Sr.	Urbana, Ohio/Graham
4	Solomon Vault	RB	5-10	190	So./So.	Gaithersburg, Md./Gaithersburg
40	Dan Vitale	SB	6-2	235	Sr./Sr.	Wheaton, Ill./Wheaton-Warrenville South
31	Tommy Vitale	LB	6-3	220	Fr./Fr.	Wheaton, Ill./Wheaton-Warrenville South
18	Anthony Walker	LB	6-1	235	Jr./So.	Miami, Fla./Monsignor Edward Pace
56	Brett Walsh	LB	6-1	225	Jr./So.	Monrovia, Calif./Monrovia
98	Xavier Washington	DL	6-1	240	So./So.	Cedar Hill, Texas/Cedar Hill
3	Keith Watkins II	CB	5-11	180	Jr./So.	Cincinnati, Ohio/Archbishop Moeller
39	Mason Weissenhofer	PK/P	6-2	185	Fr./Fr.	Plainfield, Ill./Montini Catholic
22	Parker Westphal	CB	6-1	190	So./R-Fr.	Bolingbrook, Ill./Bolingbrook
29	Trae Williams	DB	5-11	200	Fr./Fr.	The Plains, Ohio/Athens
15	Macan Wilson	WR	6-0	180	Jr./So.	Houston, Texas/Kinkaid
92	Fred Wyatt	DL	6-4	270	So./R-Fr.	Lawrence, Kan./Free State
14	Lloyd Yates	QB	6-2	195	Fr./Fr.	Oak Park, Ill./Oak Park-River Forest
11	Pierre Youngblood-Ary	WR	6-3	190	Sr. [5]/Sr.	Orlando, Fla./Lake Brantley

NUMERICAL

1	Max Chapman	DL
2	Traveon Henry	S
2	Christian Salem	WR/H
3	Keith Watkins II	CB
4	Solomon Vault	RB
5	Miles Shuler	WR
6	Mike McHugh	WR
7	Matt Alviti	QB
7	Jack Mitchell	PK
7	Ifeadi Odenigbo	DL
8	Stephen Buckley	WR
9	Garrett Dickerson	SB
10	Jake Murray	S
10	Zack Oliver	QB
11	TJ Green	QB
11	Pierre Youngblood-Ary	WR
12	Auston Anderson	RB
13	Deonte Gibson	DL
13	Warren Long	WR
14	Christian Jones	WR
14	Lloyd Yates	QB
15	Macan Wilson	WR
16	Quinn Baker	WR
16	Godwin Igwebuikwe	S
17	Daniel Kubiuk	QB
17	Marcus McShepard	CB
18	Clayton Thorson	QB
18	Anthony Walker	LB
19	Cameron Dickerson	WR
20	John Moten IV	RB
21	Justin Jackson	RB
21	Kyle Queiro	S
22	Parker Westphal	CB
23	Nick VanHoose	CB
24	Montre Hartage	CB
24	Mark Gorogianis	WR
25	Luke Dauch	WR
26	Terrance Brown	S
27	Matthew Harris	CB
28	Alonzo Mayo	CB
29	Trae Williams	CB
31	Tommy Vitale	LB
32	Nate Hall	LB
33	Matt Micucci	PK
33	Steven Reese	S
34	Simba Short	LB
35	Tom Hruby	LB
36	Corey Acker	RB
38	Arthur Omilian	PK
39	Mason Weissenhofer	PK/P
40	Dan Vitale	SB
41	Jared McGee	S
42	Joseph Jones	LB
43	Cole Johnson	WR
44	James Prather	SB
45	Nathan Fox	LB
46	Eric Lutzen	SB
46	Anthony Pierce-Adams	LB
47	Joe Bergin	S
48	Tommy Odell	S
49	Josh Roberts	LB
51	Jaylen Prater	LB
53	Chris Fitzpatrick	LS
53	Geoff Mogus	OL
53	Cameron Queiro	LB
54	Trent Goens	DL
55	Drew Smith	LB
56	Brett Walsh	LB
57	Matt Frazier	OL
58	Heath Reineke	DL
59	J.B. Butler	OL
63	Ian Park	OL
64	Andrew Otterman	OL
65	Jared Thomas	OL
67	Tyler Lancaster	DL
68	Connor Mahoney	OL
69	Brad North	OL
70	Shane Mertz	OL
71	Tommy Doles	OL
72	Blake Hance	OL
73	Adam DePietro	OL
74	Graham Bullmore	OL
76	Eric Olson	OL
78	Adam Lemke-Bell	OL
79	Sam Coverdale	OL
80	Austin Carr	WR
81	Jelani Roberts	WR
82	Andrew Scanlan	WR
83	Chad Hanaoka	RB
84	Cameron Green	WR
85	Chris Cliff	WR
85	Mark Szott	SB
86	Flynn Nagel	WR
87	Garrett Kidd	WR
88	Jayme Taylor	SB
89	Charlie Fessler	WR
90	C.J. Robbins	DL
91	Kenton Playko	OL
92	Fred Wyatt	DL
93	Greg Kuhar	DL
94	Dean Lowry	DL
95	Jordan Thompson	DL
96	Hunter Niswander	P
97	Joe Gaziano	DL
98	Xavier Washington	DL
99	Ben Oxley	DL

NORTHWESTERN PLAYER OF THE GAME (CHOSEN BY NU COACHING STAFF)

Game	Offensive	Off. Big Playmaker	Off. Practice
Stanford	Justin Jackson	Christian Jones	Corey Acker
Eastern Illinois	Warren Long	Dan Vitale	James Prather
Duke	Dan Vitale	Warren Long	Jared Thomas
Ball State	Dan Vitale	Justin Jackson	TJ Green
Minnesota	Eric Olson	Clayton Thorson	Corey Acker
Michigan	n/a	Austin Carr	Charlie Fessler
Iowa	Matt Frazier	n/a	James Prather
Nebraska	Dan Vitale	Clayton Thorson	Cole Johnson
Penn State	Justin Jackson	Zack Oliver	Luke Dauch
Purdue	Matt Frazier	Warren Long	Graham Bullmore
Wisconsin	Justin Jackson	Connor Mahoney	Andrew Otterman
Illinois	Justin Jackson	Austin Carr	John Moten IV
		Dan Vitale	

Game	Defensive	Def. Big Playmaker	Def. Practice
Stanford	Anthony Walker Jr.	Dean Lowry	Tom Hruby
Eastern Illinois	Deonte Gibson	Matt Harris	Parrker Westphal
Duke	Dean Lowry	Dean Lowry	Heath Reineke
Ball State	Deonte Gibson	Anthony Walker	
Minnesota	Nick VanHoose	Godwin Igwebuike	
	Dean Lowry	Jaylen Prater	Nathan Fox
Michigan	Deonte Gibson	Tyler Lancaster	Tom Hruby
Iowa	Jaylen Prater		
Nebraska	Dean Lowry	Anthony Walker Jr.	Joe Gaziano
Penn State	Deonte Gibson	Traveon Henry	Tommy Odell
		Nick VanHoose	Joe Gaziano
		Nick VanHoose	Joe Bergin
Purdue	Drew Smith	Anthony Walker Jr.	
Wisconsin	Deonte Gibson	Traveon Henry	Tom Hruby
Illinois	Anthony Walker Jr.	Ifeadi Odenigbo	Tommy Odell
	Godwin Igwebuike	Matthew Harris	Joe Gaziano

Game	Special Teams	ST Practice Player of the Week
Stanford	Keith Watkins II	Trae Williams
Eastern Illinois	Chris Fitzpatrick	Josh Roberts
Duke	Warren Long	Cole Johnson
Ball State	Joseph Jones	Alonzo Mayo
Minnesota	Miles Shuler	Macan Wilson
Michigan	n/a	John Moten IV
Iowa	Stephen Buckley	Josh Roberts
Nebraska	Miles Shuler	John Moten IV
Penn State	Solomon Vault	Quinn Baker
Purdue	Hunter Niswander	Eric Lutzen
Wisconsin	Matthew Harris	Cameron Green
Illinois		Alonzo Mayo



CONSENSUS ALL-BIG TEN SECOND TEAM <<<

#94 - DL - DEAN LOWRY
SENIOR - ROCKFORD, ILL. - BOYLAN

NORTHWESTERN DEPTH CHART vs. TENNESSEE

FIRST TEAM					
Pos.	#	Name	Height	Weight	Year
LT	72	Blake Hance	6-5	300	R-Fr.
LG	68	Connor Mahoney	6-4	290	Jr.
OR	70	Shane Mertz	6-8	310	Sr.
C	69	Brad North	6-2	290	So.
OR	63	Ian Park	6-4	305	Jr.
RG	57	Matt Frazier	6-4	295	Sr.
RT	76	Eric Olson	6-6	295	Jr.
WR	6	Mike McHugh	6-3	195	Jr.
WR	14	Christian Jones	6-3	235	Sr.
WR	5	Miles Shuler	5-10	180	Sr.
QB	18	Clayton Thorson	6-4	220	R-Fr.
RB	21	Justin Jackson	5-11	190	So.
SB	40	Dan Vitale	6-2	235	Sr.
LE	94	Dean Lowry	6-6	290	Sr.
DT	90	C.J. Robbins	6-5	300	Sr.
DT	67	Tyler Lancaster	6-3	300	So.
RE	13	Deonte Gibson	6-3	265	Sr.
Will	32	Nate Hall	6-2	230	R-Fr.
Mike	18	Anthony Walker	6-1	235	So.
Sam	55	Drew Smith	6-1	230	Sr.
CB	23	Nick VanHoose	6-0	190	Sr.
CB	27	Matthew Harris	5-11	180	Jr.
S	16	Godwin Igwebuike	6-0	200	So.
S	2	Traveon Henry	6-1	215	Sr.

SECOND TEAM					
Pos.	#	Name	Height	Weight	Year
LT	71	Tommy Doles	6-6	280	R-Fr.
LG	70	Shane Mertz	6-8	310	Sr.
OR	68	Connor Mahoney	6-4	290	Jr.
C	69	Brad North	6-2	290	Jr.
OR	63	Ian Park	6-4	305	Jr.
RG	59	J.B. Butler	6-3	305	R-Fr.
RT	71	Tommy Doles	6-6	280	R-Fr.
WR	87	Garrett Kidd	6-2	195	Sr.
WR	80	Austin Carr	6-1	195	Jr.
WR	19	Cam Dickerson	6-3	225	Sr.
QB	10	Zack Oliver	6-4	230	Sr.
OR	7	Matt Alviti	6-0	200	So.
RB	13	Warren Long	6-0	210	Jr.
SB	9	Garrett Dickerson	6-3	245	So.
LE	98	Xavier Washington	6-1	240	So.
DT	1	Max Chapman	6-3	270	Sr.
DT	95	Jordan Thompson	6-3	275	Fr.
RE	7	Ifeadi Odenigbo	6-3	250	Jr.
Will					
Mike	53	Cameron Queiro	6-1	225	R-Fr.
Sam	42	Joseph Jones	6-1	225	Jr.
CB	3	Keith Watkins II	5-11	180	So.
CB	17	Marcus McShepard	5-11	220	So.
S	26	Terrance Brown	6-1	210	Jr.
S	41	Jared McGee	6-1	215	R-Fr.

SPECIALISTS					
Pos.	#	Name	Height	Weight	Year
PK	7	Jack Mitchell	6-3	210	Jr.
	38	Arthur Omilian	5-11	180	Sr.
P	96	Hunter Niswander	6-5	230	So.
	33	Matt Micucci	5-11	185	Jr.
LS	52	Chris Fitzpatrick	6-2	230	Jr.
H	2	Christian Salem	6-3	195	Jr.
KR	4	Solomon Vault	5-10	190	So.
	81	Jelani Roberts	5-8	160	Fr.
PR	5	Miles Shuler	5-10	180	Sr.
	23	Nick VanHoose	6-0	190	Sr.
KO	7	Jack Mitchell	6-3	210	Jr.

PRONUNCIATION GUIDE	
Luke Dauch.....	(DOWK)
Adam DePietro	(da-PEE-tro)
Joe Gaziano	(gah-ZEE-ah-no)
Deonte Gibson	(Dee-ON-tay)
Trent Goens.....	(GO-ins)
Montre Hartage	(mon-TRAY)
Traveon Henry.....	(TRAH-vee-on)
Tom Hruby.....	(ROO-bee)
Godwin Igwebuike.....	(ig-weh-BYU-kay)
Greg Kuhar.....	(KOO-har)
Matt Micucci.....	(mi-KOO-chee)
Hunter Niswander	(NICE-wander)
Ifeadi Odenigbo	(if-ah-dee o-DEN-uh-bo)
Cameron/Kyle Queiro	(KAY-ro)
Jelani Roberts	(juh-lah-NEE)
Mark Szott	(ZOTT)
Dan/Tommy Vitale.....	(vy-TAL-ee)
Pierre Youngblood-Ary	(Youngblood-AIR-ee)

BIG TEN STANDINGS					
WEST DIVISION	BIG	.PCT	OVERALL	.PCT	STREAK
Iowa	8-0	1.000	12-1	.923	L1
Northwestern	6-2	.750	10-2	.833	W5
Wisconsin	6-2	.750	9-3	.750	W1
Nebraska	3-5	.375	5-7	.417	L1
Illinois	2-6	.250	5-7	.417	L3
Minnesota	2-6	.250	5-7	.417	L1
Purdue	1-7	.125	2-10	.167	L4
EAST DIVISION	BIG	.PCT	OVERALL	.PCT	STREAK
Michigan State	7-1	.875	12-1	.923	W4
Ohio State	7-1	.875	11-1	.917	W1
Michigan	6-2	.750	9-3	.750	L1
Penn State	4-4	.500	7-5	.583	L3
Indiana	2-6	.250	6-6	.500	W2
Maryland	1-7	.125	3-9	.250	W1
Rutgers	1-7	.125	4-8	.333	L1

BIG TEN BOWL SCHEDULE

Saturday, December 26

Indiana vs. Duke	New Era Pinstripe Bowl	ABC	2:30 p.m.
Nebraska vs. UCLA	Foster Farms Bowl	ESPN	8:15 p.m.

Monday, December 28

Minnesota vs. Central Michigan	Quick Lane Bowl	ESPN2	4 p.m.
--------------------------------	-----------------	-------	--------

Wednesday December 30

Wisconsin vs. #25 USC	Holiday Bowl	ESPN	9:30 p.m.
-----------------------	--------------	------	-----------

Thursday, December 31

#3 Michigan State vs. #2 Alabama	Goodyear Cotton Bowl	ESPN	7 p.m.
----------------------------------	----------------------	------	--------

Friday, January 1

#13 Northwestern vs. #23 Tennessee	Outback Bowl	ESPN2	11 a.m.
#14 Michigan vs. #19 Florida	BWW Citrus Bowl	ABC	12 p.m.
#7 Ohio State vs. #8 Notre Dame	Battle Frog Fiesta Bowl	ESPN	12 p.m.
#5 Iowa vs. #6 Stanford	Rose Bowl	ESPN	4 p.m.

Saturday, January 2

Penn State vs. Georgia	Taxslayer Bowl	ESPN	11 a.m.
------------------------	----------------	------	---------

BY THE NUMBERS

NORTHWESTERN			
	Rank	B1G	Value
Total Offense	114	14	332.6
Rushing Offense	38	4	193.3
Passing Offense	119	14	139.3
Team Passing Efficiency	121	13	96.82
Scoring Offense	112	14	20.7
Total Defense	11	4	310.5
Rushing Defense	14	5	117.8
Passing Yards Allowed	25	7	192.7
Team Passing Efficiency Defense	3	3	98.27
Scoring Defense	7	3	16.4
Turnover Margin	33	4	0.42
3rd Down Conversion Percentage	45	5	41.9
4th Down Conversion Percentage	114	13	33.3
3rd Down Conversion Percentage Defense	11	3	30.9
4th Down Conversion Percentage Defense	29	7	42.9
Red Zone Offense	61	10	84.2
Red Zone Defense	12	2	74.2
Net Punting	60	4	37.44
Punt Returns	62	9	8.3
Kickoff Returns	12	2	25.5
First Downs Offense	109	12	213
First Downs Defense	8	3	202
Fewest Penalties Per Game	12	1	4.6
Fewest Penalty Yards Per Game	15	1	40.1
Time of Possession	60	7	30:07

NATIONAL RANKINGS					
ASSOCIATED PRESS (WEEK 15)			COACHES POLL (WEEK 15)		
1. Clemson (51)	13-0	1,510	1. Clemson (55)	13-0	1,493
2. Alabama (9)	12-1	1,465	2. Alabama (5)	12-1	1,438
3. Michigan State (1)	12-1	1,382	3. Oklahoma	11-1	1,363
4. Oklahoma	11-1	1,376	4. Michigan State	12-1	1,341
5. Stanford	11-2	1,221	5. Ohio State	11-1	1,205
6. Iowa	12-1	1,214	6. Stanford	11-2	1,202
7. Ohio State	11-1	1,208	7. Iowa	12-1	1,184
8. Notre Dame	10-2	1,070	8. Florida State	10-2	1,025
9. Florida State	10-2	972	9. Notre Dame	10-1	1,016
10. North Carolina	11-2	949	10. TCU	10-2	927
11. TCU	10-2	936	11. North Carolina	11-2	914
12. NORTHWESTERN	10-2	776	12. NORTHWESTERN	10-2	775
13. Oklahoma State	10-2	767	13. Oklahoma State	10-2	764
14. Houston	12-1	710	14. Oregon	9-3	655
15. Oregon	9-3	685	15. Ole Miss	9-3	627
16. Ole Miss	9-3	656	16. Houston	12-1	626
17. Michigan	9-3	578	17. Michigan	9-3	533
18. Baylor	9-3	426	18. Florida	10-3	502
19. Florida	10-3	420	19. Baylor	9-3	485
20. Utah	9-3	323	20. Utah	9-3	362
21. Navy	9-2	271	21. LSU	8-3	261
22. LSU	8-3	270	22. Navy	9-2	251
23. Wisconsin	9-3	197	23. Wisconsin	9-3	177
24. Temple	10-3	94	24. Temple	10-3	72
25. Western Kentucky	11-2	70	25. Georgia	9-3	68
Others Receiving Votes: Georgia 67, USC 57, BYU 28, Tennessee 23, San Diego State 22, Arkansas 20, Washington State 20, Memphis 10, Bowling Green 8, South Florida 8, Mississippi State 6, Toledo 4, UCLA 4, Arkansas State 2			Others Receiving Votes: Western Kentucky 55, USC 51, San Diego State 26, Tennessee 24, UCLA 15, Bowling Green 12, Washington State 12, Memphis 10, Mississippi State 7, BYU 7, Arkansas State 6, Appalachian State 3, Texas A&M 3, Louisville 2, Pittsburgh 1		

TENNESSEE			
	Rank	SEC	Value
Total Offense	50	6	422.5
Rushing Offense	21	2	223.5
Passing Offense	93	9	199.0
Team Passing Efficiency	57	5	132.17
Scoring Offense	33	3	34.3
Total Defense	46	8	370.4
Rushing Defense	49	9	153.3
Passing Yards Allowed	56	11	217.2
Team Passing Efficiency Defense	34	7	115.96
Scoring Defense	25	6	21.2
Turnover Margin	47	7	0.25
3rd Down Conversion Percentage	19	2	45.6
4th Down Conversion Percentage	6	1	78.6
3rd Down Conversion Percentage Defense	4	1	27.7
4th Down Conversion Percentage Defense	124	14	72.7
Red Zone Offense	80	7	81.7
Red Zone Defense	23	5	76.9
Net Punting	31	5	39.07
Punt Returns	2	2	18.3
Kickoff Returns	1	1	33.4
First Downs Offense	42	5	269
First Downs Defense	27	7	217
Fewest Penalties Per Game	16	3	4.8
Fewest Penalty Yards Per Game	6	1	36.7
Time of Possession	55	6	30:14

PLAYER SPOTLIGHT



TRAVEON HENRY - CAREER HIGHS

Tackles: 14, at Iowa, 11/1/14
Solo Tackles: 8 (3x), last vs. Nebraska, 10/18/14
Assisted Tackles: 8 (2x), last at Notre Dame, 11/15/14
TFL: 2.0 (2X), last vs. Ball State, 9/26/15
Interceptions: 1 (3x), last vs. Purdue, 11/14/15
Pass Breakups: 2, vs. Purdue, 11/14/15

2

Tackles	Solo	TFL-Yds	INT
58	40	3.0-11	2



SOLOMON VAULT - CAREER HIGHS

Rushing Yards: 36, vs. Ball State, 9/26/15
Attempts: 9, vs. Eastern Illinois, 9/12/15
Rushing TDs: 2 (3x), last vs. Illinois, 11/29/14
Long Run: 21, vs. Western Illinois, 9/20/14
Receptions: 2 (2x), last vs. Purdue, 11/14/15
Rec. Yards: 53, vs. Purdue, 11/14/15
Long Reception: 37, vs. Purdue, 11/14/15
Kick Return: 98, at Duke, 9/19/15
Kick Return Touchdown: 1 (3x), last vs. Penn State, 11/7/15

4

Rush Yards	Return	KR Avg.	KR TD
159	620	27.0	2



MILES SHULER - CAREER HIGHS

Receptions: 6, at Minnesota, 10/11/14
Yards: 60, at Minnesota, 10/11/14
Long Reception: 39, at Illinois, 11/28/15
Kickoff Returns: 3 (4x), last at Nebraska, 10/24/15
Kickoff Return Yards: 71, at Nebraska, 10/24/15
Long Kickoff Return: 30, at Nebraska, 10/24/15
Punt Return Yards: 55, vs. Minnesota, 10/3/15
Long Punt Return: 55, vs. Minnesota, 10/3/15
Rushing Yards: 30, vs. Purdue, 11/14/15
Long Run: 26, vs. Purdue, 11/14/15
Rushing Attempts: 3, vs. Western Illinois, 9/20/14
Rushing TDs: 1, vs. Wisconsin, 10/4/14

5

Rec.	Yards	PR Yards	PR Avg.
13	132	110	10.0



JACK MITCHELL - CAREER HIGHS

FGM: 4, vs. Notre Dame, 11/15/14
FGA: 5, vs. Notre Dame, 11/15/14
Longest FG: 49, vs. Stanford, 9/5/15
Touchbacks: 4, at Nebraska, 10/24/15

7

FG	XP	Points	Touchbacks
18-26	225-27	79	7



DEONTE GIBSON - CAREER HIGHS

Tackles: 6(2x), last at Wisconsin, 11/21/15
Solo Tackles: 4, at Wisconsin, 11/21/15
Assisted Tackles: 3 (3X), last vs. Eastern Illinois, 9/12/15
TFL: 4.0, at Wisconsin, 11/21/15
Sacks: 3.0, at Wisconsin, 11/21/15
QB Hurries: 2, at Notre Dame, 11/15/14
Pass Breakups: 1, at Illinois, 11/30/13
Forced Fumbles: 1, vs. Northern Illinois, 9/6/14
Fumble Recoveries: 1 (2X), at Purdue, 11/22/14

13

Tackles	Solo	Sacks	TFL-Yds
38	18	9.0	12.5-56



WARREN LONG - CAREER HIGHS

Rushing Yards: 72, vs. Eastern Illinois, 9/12/15
Rushing Attempts: 12, vs. Eastern Illinois, 9/12/15
Long Run: 55, at Duke, 9/19/15
Rushing TDs: 2, vs. Purdue, 11/14/15
Receptions: 2, at Notre Dame, 11/15/14
Receiving Yards: 18, at Notre Dame, 11/15/14
Long Reception: 17, at Notre Dame, 11/15/14

13

Carries	Yards	YPC	TD
56	321	5.7	5



GODWIN IGWEBIUKA - CAREER HIGHS

Tackles: 10, at Illinois, 11/28/15
Solo Tackles: 8, vs. Minnesota, 10/3/15
Assisted Tackles: 7, at Illinois, 11/28/15
TFL: 2.0, at Michigan, 10/10/15
Interceptions: 3, vs. Wisconsin, 10/4/14
Forced Fumble: 1, at Duke, 9/19/15
Fumble Recovery: 1, at Duke, 9/19/15
Pass Breakups: 2, vs. Illinois, 11/28/15

16

Tackles	Solo	PBU	FF
73	43	5	1



CLAYTON THORSON - CAREER HIGHS

Pass Attempts: 35, vs. Iowa, 10/17/15
Completions: 18, vs. Ball State, 9/26/15
Passing Yards: 256, vs. Ball State, 9/26/15
Passing TDs: 3, vs. Ball State, 9/26/15
Long Pass: 66, vs. Ball State, 9/26/15
Rushing Attempts: 11 (3x), last vs. Iowa, 10/17/15
Rushing Yards: 126, at Nebraska, 10/24/15
Rushing TDs: 2, vs. Minnesota, 10/3/15
Long Rush: 68, at Nebraska, 10/24/15

18

C-A-I	Yards	TD	Rushing TD
142-275-7	1,465	7	5



ANTHONY WALKER - CAREER HIGHS

Tackles: 19, at Duke, 9/19/15
Solo Tackles: 10, vs. Penn State, 11/14/15
Assisted Tackles: 12, at Duke, 9/19/15
TFL: 3.5, at Illinois, 11/28/15
Sacks: 1.5, at Purdue, 11/22/14
QB Hurries: 2, at Notre Dame, 11/15/14
Interceptions: 1 (3x), last at Wisconsin, 11/21/15
Pass Breakups: 2, vs. Stanford, 9/5/15
Fumble Recoveries: 1 (4x), last vs. Penn State, 11/7/15
Forced Fumbles: 1 (2x), last vs. Purdue, 11/14/15

18

Tackles	Solo	TFL-YDS	FR
113	58	19.5-55	3



JUSTIN JACKSON - CAREER HIGHS

Rushing Yards: 186, vs. Penn State, 11/7/15
Rushing Attempts: 37, at Illinois, 11/28/15
Rushing TDs: 2 (2x), last vs. Illinois, 11/29/14
Long Run: 68, at Purdue, 11/22/14
Receptions: 5, vs. Iowa, 10/17/15
Receiving Yards: 55, at Nebraska, 10/24/15
Long Reception: 35, vs. Illinois, 11/29/14
Receiving TDs: 1, at Minnesota, 10/11/14

21

Carries	Yards	YPG	TD
298	1,344	112.0	4




NICK VANHOOSE - CAREER HIGHS

Tackles: 14 (2x), last vs. Illinois, 11/30/13
Solo Tackles: 9, at Iowa, 10/26/13
Assisted Tackles: 8, vs. Illinois, 11/30/13
TFLs: 2.0, at Iowa, 10/26/13
Interceptions: 1 (8x), last at Wisconsin, 11/21/15
Pass Breakups: 3 (4x), last vs. Minnesota, 10/3/15
Fumble Recoveries: 2, vs. Nebraska, 10/20/12
Forced Fumbles: 1 (2x), last at Wisconsin, 11/21/15

23

Tackles	Solo	INT	PBU
41	28	3	12



MATTHEW HARRIS - CAREER HIGHS

Tackles: 10, vs. Western Illinois, 9/20/14
Solo Tackles: 7, vs. Western Illinois, 9/20/14
Assisted Tackles: 3 (3X), last vs. Western Illinois, 11/23/13
TFL: 1.0 (3x), last at Wisconsin, 11/21/15
Interceptions: 2, vs. Eastern Illinois, 9/12/15
Pass Breakups: 3 (2x), last vs. Minnesota, 10/3/15
Forced Fumbles: 1, at Notre Dame, 11/15/14
Kickoff Returns: 3 (4x), last vs. Michigan State, 11/23/13
Long Kickoff Return: 47, vs. Western Michigan, 9/14/13

27

Tackles	Solo	INT	PBU
45	30	4	12



DAN VITALE - CAREER HIGHS

Receptions: 9, at Michigan State, 11/17/12
Receiving Yards: 113, at Penn State, 9/27/14
Long Reception: 66, vs. Ball State, 9/26/15
TD Receptions: 2, vs. Ball State, 9/26/15
Rushing Attempts: 2, at Iowa, 10/26/13
Rushing Yards: 17, at Iowa, 10/26/13
Long Run: 18, at Iowa, 10/26/13

40

Rec.	Yards	YPC	TD
33	355	10.8	4



DREW SMITH - CAREER HIGHS

Tackles: 9, at Duke, 9/19/15
Solo Tackles: 5, vs. Western Michigan, 9/14/13
Assisted Tackles: 5, at Duke, 9/19/15
Sacks: 2, vs. Purdue, 11/14/15
TFL: 2.0 (2x), last vs. Purdue, 11/14/15
QB Hurries: 2 (2X), last vs. Maine, 9/21/13
Forced Fumbles: 1, vs. Stanford, 9/5/15
Fumble Recoveries: 1, vs. Michigan, 11/8/14

55

Tackles	Solo	TFL-Yds	Sacks
54	32	8.0-21	2



DEAN LOWRY - CAREER HIGHS

Tackles: 10, at Nebraska, 10/24/15
Solo Tackles: 7, at Nebraska, 10/24/15
Assisted Tackles: 4, at Duke, 9/19/15
TFL: 6, at Nebraska, 10/24/2015
Sacks: 2.0, at Nebraska, 10/24/15
Forced Fumbles: 1 (3x), last at Notre Dame, 11/15/14
Fumble Recoveries: 1 (3x), last at Wisconsin, 11/21/15
Interceptions: 1 (3x), last at Duke, 9/19/15
Pass Breakups: 2, vs. Western Illinois, 9/20/14
QB Hurries: 2 (3x), last vs. Ball State, 9/26/15

94

Tackles	Solo	TFL-Yds	Sacks
46	27	13.5-51	3.0

CAREER HIGHS

#36 • COREY ACKER • RB

Rushing Yards: 57, vs. Eastern Illinois, 9/12/15
Rushing Attempts: 5, vs. Eastern Illinois, 9/12/15
Long Run: 31, vs. Eastern Illinois, 9/12/15

#12 • AUSTON ANDERSON • RB

Rushing Yards: 56, vs. Eastern Illinois, 9/12/15
Rushing Attempts: 5, vs. Eastern Illinois, 9/12/15
Long Run: 22, vs. Eastern Illinois, 9/12/15

#26 • TERRANCE BROWN • S

Tackles: 4, vs. Penn State, 11/7/15
Solo Tackles: 3, vs. Penn State, 11/7/15
Assisted Tackles: 2, at Wisconsin, 11/21/15

#8 • STEPHEN BUCKLEY • WR

Rushing Yards: 99, at Iowa, 10/26/13
Rushing Attempts: 17, at Iowa, 10/26/13
Rushing TDs: 1, vs. Minnesota, 10/19/13
Long Run: 33, vs. Minnesota, 10/19/13
Receptions: 1 (3X), last at Illinois, 11/28/15
Receiving Yards: 19, vs. Nebraska, 10/18/14

#80 • AUSTIN CARR • WR

Receiving Yards: 61 (2x), last at Illinois, 11/28/15
Receptions: 3, at Illinois, 11/28/15
Long Reception: 48, at Illinois, 11/28/15
Touchdowns: 1 (2x), last vs. Ball State, 9/26/15

#1 • MAX CHAPMAN • DL

Tackles: 4, vs. Western Illinois, 9/20/14
Solo Tackles: 3, vs. Western Illinois, 9/20/14
Assisted Tackles: 2 (2x), last at Notre Dame, 11/15/14
TFL: 2.0 (2x), last vs. Western Illinois, 9/20/14
Sacks: 1.0 (3x), last vs. Iowa, 10/17/15
QB Hurries: 1, vs. Wisconsin, 10/4/14
Pass Breakups: 1 (2x), at Nebraska, 10/24/15
Fumble Recoveries: 1, at Iowa, 11/1/14
Blocked Kicks: 1, vs. Western Illinois, 9/20/1

#19 • CAMERON DICKERSON • WR

Receptions: 6, at Notre Dame, 11/15/14
Yards: 97, at Notre Dame, 11/15/14
Long Reception: 60, at Notre Dame, 11/15/14
Receiving TDs: 1 (3x), last vs. Cal, 8/30/14

#9 • GARRETT DICKERSON • SB

Receptions: 2(4x), last at Wisconsin, 11/21/15
Yards: 34, vs. Penn State, 11/7/15
Long Reception: 26, vs. Penn State, 11/7/15

#32 • NATE HALL • LB

Tackles: 10 (2x), last at Illinois, 11/28/15
Solo Tackles: 7, vs. Penn State, 11/7/15
Assisted Tackles: 7, vs. Purdue, 11/14/15
QB Hurries: 2, vs. Minnesota, 10/3/15
Pass Breakup: 1 (2x), last at Wisconsin, 11/21/15
TFL: 1.0 (2x), last vs. Penn State, 11/7/15

#35 • TOM HRUBY • LB

Rushing Yards: 25, vs. Eastern Illinois, 9/12/15
Rushing Attempts: 8, vs. Eastern Illinois, 9/12/15
Long Run: 9, vs. Eastern Illinois, 9/12/15
Tackles: 2, at Michigan, 10/10/15
Assisted Tackles: 2, at Michigan, 10/10/15

#14 • CHRISTIAN JONES • WR

Receptions: 13, vs. Illinois, 11/30/13
Receiving Yards: 182, vs. Illinois, 11/30/13
Receiving TDs: 2, vs. Illinois, 11/30/13

#42 • JOSEPH JONES • LB

Tackles: 3, vs. Minnesota, 10/3/15
Solo Tackles: 3, vs. Minnesota, 10/3/15
Assisted Tackles: 2 (2x), last at Wisconsin, 11/21/15
TFL: 2.0, vs. Minnesota, 10/3/15
Sacks: 1.0, vs. Minnesota, 10/3/15

#93 • GREG KUHAH • DT

Tackles: 8, at Minnesota, 10/11/14
Solo Tackles: 3 (2X), last at Minnesota, 10/11/14
Assisted Tackles: 5, at Minnesota, 10/11/14
TFL: 1.0 (2X), at Minnesota, 10/11/14
QB Hurries: 1, vs. Cal, 8/30/14
Fumble Recoveries: 1, vs. Western Illinois, 9/20/14

#67 • TYLER LANCASTER • DL

Tackles: 5, vs. Ball State, 9/26/15
Solo Tackles: 3, vs. Ball State, 9/26/15
Assisted Tackles: 3, vs. Minnesota, 10/3/15
TFL: 2.0, vs. Minnesota, 10/3/15
QB Hurry: 1, vs. Eastern Illinois, 9/12/15
Sack: 1.0, at Wisconsin, 11/21/15
Forced Fumbles: 1 (2x), last at Wisconsin, 11/21/15
Pass Breakup: 1, at Duke, 9/19/15

#41 • JARED MCGEE • S

Tackles: 4, at Michigan, 10/10/15
Solo Tackles: 2, vs. Iowa, 10/17/15
Assisted Tackles: 4, at Michigan, 10/10/15

#17 • MARCUS MCSHEPARD • CB

Tackles: 3 (2x), at Nebraska, 10/24/15
Solo Tackles: 3, at Purdue, 11/22/14
Assisted Tackles: 1 (2x), at Nebraska, 10/25/15

#6 • MIKE MCHUGH • WR

Receptions: 3, vs. Eastern Illinois, 9/12/15
Receiving Yards: 43, vs. Iowa, 10/17/15
Long Reception: 34, vs. Iowa, 10/17/15

#96 • HUNTER NISWANDER • P

Punts: 10, at Duke, 9/19/15
Longest Punt: 56, at Nebraska, 10/24/15
Punt Average: 42.8, vs. Purdue, 11/14/15

#7 • IFEADI ODENIGBO • DE

Tackles: 4, at Michigan, 10/10/15
Solo Tackles: 3, vs. Western Illinois, 9/20/14
Assisted Tackles: 2 (3X), last at Michigan, 10/10/15
TFL: 2.0, vs. Western Illinois, 9/20/14
Sacks: 2.0, vs. Western Illinois, 9/20/14
QB Hurries: 2, at Wisconsin, 11/21/15
Forced Fumbles: 3, vs. Western Illinois, 9/20/14
Fumble Recoveries: 1 (2X), vs. Western Illinois, 9/20/14
Pass Breakups: 1, at Illinois, 11/30/13

#10 • ZACK OLIVER • QB

Pass Attempts: 38, vs. Illinois, 11/29/14
Completions: 23, vs. Illinois, 11/29/14
Passing Yards: 221, vs. Illinois, 11/29/14
Touchdown Passes: 1 (3X), last vs. Penn State, 11/7/15
Long Pass: 54, vs. Northern Illinois, 9/6/14
Rushing Yards: 23, at Purdue, 11/22/14
Rushing Attempts: 6 (2X), last vs. Illinois, 11/29/14
Rushing Touchdowns: 1 (2X), last vs. Penn State, 11/7/15
Long Rush: 8, at Purdue, 11/29/14
Total Offense: 219, at Illinois, 11/29/14

#99 • BEN OXLEY • DL

Tackles: 1 (3x), last vs. Iowa, 10/17/15
Assisted Tackles: 1 (3x), last vs. Iowa, 10/17/15

#51 • JAYLEN PRATER • LB

Tackles: 11, vs. Iowa, 10/17/15
Solo Tackles: 5 (3x), last at Nebraska, 10/24/15
Assisted Tackles: 5, vs. Iowa, 10/17/15
Sacks: 1.0, vs. Iowa, 10/17/15
TFL: 1.0, vs. Iowa, 10/17/15
Pass Breakups: 1, at Nebraska, 10/24/15

#53 • CAMERON QUEIRO • LB

Tackles: 1 (3X), last vs. Ball State, 9/26/15
Solo Tackles: 1 (3X), last vs. Ball State, 9/26/15
TFL: 1, vs. Eastern Illinois, 9/12/15

#90 • C.J. ROBBINS • DT

Tackles: 3 (2X), last vs. Nebraska, 10/18/14
Solo Tackles: 1 (5X), last vs. Ball State, 9/26/15
Assisted Tackles: 3, at Minnesota, 10/11/14
TFL: 1.0, at Penn State, 9/27/14
Pass Breakups: 1 (2X), last vs. Michigan, 11/8/14
Blocked Kicks: 1, at Penn State, 9/27/14
Fumble Recoveries: 1, at Wisconsin, 11/21/15

#81 • JELANI ROBERTS • WR

Rushing Yards: 9, vs. Eastern Illinois, 9/12/15
Rushing Attempts: 5, vs. Eastern Illinois, 9/12/15
Long Run: 8, vs. Eastern Illinois, 9/12/15
Receptions: 3, vs. Penn State, 11/7/15
Yards: 14, vs. Penn State, 11/7/15
Long Reception: 12, at Michigan, 10/10/15

#95 • JORDAN THOMPSON • DT

Tackles: 4, at Michigan, 10/10/15
Solo Tackles: 2, at Michigan, 10/10/15
Assisted Tackles: 2, at Michigan, 10/10/15
TFL: 0.5, vs. Penn State, 11/7/15
Pass Breakup: 1, vs. Penn State, 11/7/15

#98 • XAVIER WASHINGTON • DE

Tackles: 3, vs. Wisconsin, 10/4/14
Solo Tackles: 2 (5X), last at Nebraska, 10/24/15
Assisted Tackles: 2, vs. Wisconsin, 10/4/14
TFL: 1.0 (3X), last vs. Minnesota, 10/3/15
Sacks: 1.0, at Penn State, 9/27/14
QB Hurries: 3, vs. Purdue, 11/4/15
Forced Fumbles: 1, at Penn State, 9/27/14
Pass Breakup: 1, vs. Penn State, 11/7/15

#3 • KEITH WATKINS II • CB

Tackles: 9, vs. Iowa, 10/17/15
Solo Tackles: 8, vs. Iowa, 10/17/15
Assisted Tackles: 2, vs. Eastern Illinois, 9/12/15
TFL: 1.0, vs. Iowa, 10/17/15
Blocked Kicks: 1, vs. Western Illinois, 9/20/14
Forced Fumbles: 1, at Duke, 9/19/15
Pass Breakup: 1 (2x), last at Nebraska, 10/24/15

NORTHWESTERN RECORD WHEN...

	2015	Fitz Career
When playing at home	6-1	39-28
When playing on road	4-1	29-23
When playing at a neutral site	-	2-4
When playing on grass	8-1	51-36
When playing on artificial surface	2-1	19-19
When scoring first	5-0	47-16
When opponent scores first	5-2	23-39
When leading after first quarter	5-0	43-14
When trailing after first quarter	2-2	15-31
When tied after first quarter	3-0	12-10
When leading at halftime	8-0	53-15
When trailing at halftime	2-2	12-32
When tied at halftime	-	5-8
When leading after three quarters	9-0	57-15
When trailing after three quarters	0-2	10-37
When tied after three quarters	1-0	3-3
When NU has more/equal rushing yards	10-0	53-16
When opponent has more rushing yards	0-2	18-38
When NU has more/equal passing yards	3-0	35-24
When opponent has more passing yards	7-2	36-30
When NU has more/equal total yards	8-0	50-19
When opponent has more total yards	2-2	20-38
When NU has more first downs	6-0	46-22
When opponent has more first downs	3-2	18-30
When first downs are equal	1-0	6-3
When NU forces more turnovers	7-0	41-14
When opponent forces more turnovers	3-2	15-31
When turnovers are equal	-	14-10
In games decided by three points or fewer	2-0	15-9
In games decided by seven points or fewer	5-0	30-18
In overtime games	-	3-5

2015 HONORARY CAPTAINS

Each home game, Pat Fitzgerald and the Wildcats are fortunate to be joined in the pursuit of a victory by an honorary captain. The honorary captain traditionally delivers a message to the team following the squad's Friday afternoon walk-through, joins the team for dinner and on Saturday walks with NU's season-long captains to midfield for the pregame coin toss. Below is a look at those individuals who have served in this role so far in 2014:

2015 Northwestern Honorary Captains

Stanford: Nick Roach, Northwestern LB (2003-06), Eight-year NFL veteran

Eastern Illinois: Blackhawks president and CEO John McDonough, Blackhawks executive vice president Jay Blunk and Blackhawks chairman Rocky Wirtz (Northwestern Alumni, 1975)

Duke: Steve Schnur, Northwestern QB (1993-96)

Minnesota: Tonjua Jones, Northwestern WR (2003-07)

Iowa: Gary Barnett, Northwestern Head Coach (1992-98)

Penn State: Zak Kustok, Northwestern QB (1999-2001)

Purdue: Brad Phillips, Northwestern S (2006-09)



STARTING LINEUPS

OFFENSE

Opponent	WR	WR	LT	LG	C	RG	RT	WR	QB	SB	RB
STANFORD	Shuler	Jones, C.	Mogus	Park	North	Mertz	Olson	Scanlan	Thorson	Vitale, D.	Jackson
E. ILLINOIS	McHugh	Jones, C.	Mogus	Mahoney	Park	Mertz	DePietro	Carr	Thorson	Vitale, D.	Jackson
at Duke	Shuler	Jones, C.	Mogus	Mahoney	Park	Mertz	Olson	Carr	Thorson	Vitale, D.	Jackson
BALL STATE	Shuler	Jones, C.	Mogus	Mahoney	Park	Mertz	Olson	Carr	Thorson	Vitale, D.	Jackson
MINNESOTA	Shuler	Jones, C.	Hance	Frazier	Park	Mertz	Olson	Carr	Thorson	Vitale, D.	Jackson
at Michigan	Shuler	Jones, C.	Mogus	Frazier	Park	Mertz	Olson	McHugh	Thorson	Vitale, D.	Jackson
IOWA	Shuler	Jones, C.	Hance	Mogus	Park	Frazier	Olson	McHugh	Thorson	Vitale, D.	Jackson
at Nebraska	Shuler	Jones, C.	Hance	Mogus	Park	Frazier	Olson	Dickerson, C.	Thorson	Vitale, D.	Jackson
PENN STATE	Shuler	Jones, C.	Hance	Mogus	Park	Frazier	Olson	Dickerson, C.	Thorson	Vitale, D.	Jackson
PURDUE	Shuler	Jones, C.	Hance	Mertz	North	Frazier	Olson	McHugh	Thorson	Vitale, D.	Jackson
at Wisconsin	Shuler	Jones, C.	Hance	Mahoney	North	Frazier	Olson	McHugh	Thorson	Vitale, D.	Jackson
at Illinois	Shuler	Jones, C.	Hance	Mahoney	North	Frazier	Olson	McHugh	Thorson	Vitale, D.	Jackson

DEFENSE

Opponent	DE	DT	DT	DE	OLB	MLB	OLB	CB	S	S	CB
STANFORD	Gibson	Lancaster	Robbins	Lowry	Prater	Walker	Smith	VanHoose	Igwebuike	Henry	Harris
E. ILLINOIS	Gibson	Lancaster	Robbins	Lowry	Prater	Walker	Smith	VanHoose	Igwebuike	Henry	Harris
at Duke	Gibson	Lancaster	Robbins	Lowry	Prater	Walker	Smith	VanHoose	Igwebuike	Henry	Harris
BALL STATE	Gibson	Lancaster	Robbins	Lowry	Prater	Walker	Smith	VanHoose	Igwebuike	Henry	Harris
MINNESOTA	Gibson	Lancaster	Robbins	Lowry	Prater	Walker	Smith	VanHoose	Igwebuike	Henry	Harris
at Michigan	Gibson	Lancaster	Robbins	Lowry	Prater	Walker	Smith	VanHoose	Igwebuike	Henry	Harris
IOWA	Gibson	Lancaster	Robbins	Lowry	Prater	Walker	Smith	VanHoose	Igwebuike	Henry	Watkins II
at Nebraska	Gibson	Lancaster	Thompson	Lowry	Prater	Walker	Smith	VanHoose	Igwebuike	Henry	Watkins II
PENN STATE	Gibson	Lancaster	Robbins	Lowry	Prater	Walker	Smith	VanHoose	Igwebuike	Henry	Harris
PURDUE	Gibson	Lancaster	Robbins	Lowry	Hall	Walker	Smith	VanHoose	Igwebuike	Henry	Harris
at Wisconsin	Gibson	Lancaster	Robbins	Lowry	Hall	Walker	Smith	VanHoose	Igwebuike	Brown	Harris
at Illinois	Gibson	Lancaster	Robbins	Lowry	Hall	Walker	Smith	VanHoose	Igwebuike	Henry	Harris

EYE ON THE RECORD BOOKS

CAREER RUSHING

1. Damien Anderson (1998-2001)	4,485
2. Tyrell Sutton (2005-08)	3,886
3. Darnell Autry (1994-96)	3,793
4. Bob Christian (1987-90)	2,643
5. Jason Wright (2000-03)	2,625
6. Justin Jackson (2014-)	2,531
7. Noah Herron (2001-04)	2,524
8. Greg Boykin (1972-76)	2,465
9. Kain Colter (2010-13)	2,180
10. Mike Adamle (1968-70)	2,015

CAREER RUSHING TOUCHDOWNS

1. Damien Anderson (1998-2001)	38
2. Darnell Autry (1994-96)	35
3. Jason Wright (2000-03)	32
4. Tyrell Sutton (2005-08)	31
5. Kain Colter (2010-13)	28
6. Noah Herron (2001-04)	26
7. Zak Kustok (1999-2001)	22
8. Ron Burton (1957-59)	21
9. Bob Christian (1987-90)	20
10. Brett Basanez (2002-05)	18
Greg Boykin (1973-76)	18

ACTIVE LEADER

Justin Jackson (2014-)	14
-------------------------------------	-----------

CAREER RECEIVING TOUCHDOWNS

1. D'Wayne Bates (1995-98)	26
2. Richard Buchanan (1987-90)	22
3. Jeremy Ebert (2008-11)	21
4. Sam Simmons (1998-2001)	14
Drake Dunsmore (2007-11)	14
6. Lee Gissendanner (1990-93)	13
Joe Collier (1951-53)	13
Ross Lane (2005-06)	13
9. Eric Peterman (2005-08)	12
10. Brian Musso (1994-97)	11
Steve Craig (1971-73)	11
Teddy Johnson (1997-2000)	11
Dan Vitale (2012-)	11

CAREER RECEPTION LEADERS

1. D'Wayne Bates (1995-98)	210
2. Richard Buchanan (1987-90)	197
3. Jeremy Ebert (2008-11)	173
4. Kunle Patrick (2000-03)	171
5. Shaun Herbert (2003-06)	168
6. Ross Lane (2005-08)	163
Mark Philmore (2002-05)	163
8. Eric Peterman (2005-08)	160
9. Lee Gissendanner (1990-93)	156
10. Tyrell Sutton (2005-08)	149

ACTIVE LEADERS

Dan Vitale (2012-)	135
Christian Jones (2011-)	128

CAREER SACKS

	Total
1. Casey Dailey (1994-97)	28.0
2. Steve Shine (1990-93)	21.0
3. Corey Wootton (2006-09)	19.5
4. Vince Browne (2008-11)	19.0
5. Dwayne Missouri (1997-2000)	17.0
6. Tyler Scott (2010-12)	16.0
7. Deonte Gibson (2012-)	15.0
8. Dean Lowry (2012-)	12.5
Ifeadi Odenigbo (2012-)	12.5
10. Matt Rice (1993-96)	12.0

CAREER PASS BREAKUPS

1. Harold Blackmon (1997-2000)	48
2. Marvin Ward (2001-04)	40
3. Nick VanHoose (2011-)	37
4. Sherrick McManis (2006-09)	30
5. Raheem Covington (1998-2002)	24
Jordan Mabin (2008-11)	24
Ibraheem Campbell (2011-14)	24
Matthew Harris (2013-)	24
8. Rodney Ray (1991-95)	23
10. Brett Whitley (1984-87)	22

... Dean Lowry (2012-)	18
-------------------------------------	-----------

CAREER STARTS

	2015	Career
Dan Vitale, Superback	12	46
Nick VanHoose, Cornerback	12	44
Christian Jones, Wide Receiver	12	41
Dean Lowry, Defensive End	12	33
Geoff Mogus, Offensive Lineman	8	31
Traveon Henry, Safety	11	31
Matthew Harris, Cornerback	10	27
Matt Frazier, Offensive Lineman	8	24
Deonte Gibson, Defensive End	12	23
Eric Olson, Offensive Lineman	11	20
C.J. Robbins, Defensive Tackle	11	19
Drew Smith, Linebacker	12	19
Anthony Walker, Linebacker	12	19
Miles Shuler, Wide Receiver	11	18
Ian Park, Offensive Lineman	9	17
Godwin Igwebuike, Safety	12	17
Justin Jackson, Running Back	12	17
Clayton Thorson, Quarterback	12	12
Tyler Lancaster, Defensive Tackle	12	12
Max Chapman, Defensive Tackle	0	9
Cameron Dickerson, Wide Receiver	2	9
Jaylen Prater, Linebacker	9	9
Greg Kuhar, Defensive Tackle	0	8
Blake Hance, Offensive Lineman	8	8
Shane Mertz, Offensive Lineman	7	7
Mike McHugh, Wide Receiver	6	7
Connor Mahoney, Offensive Lineman	5	5
Austin Carr, Wide Receiver	4	4
Adam DePietro, Offensive Lineman	1	3
Nate Hall, Linebacker	3	3
Keith Watkins II, Cornerback	2	2
Terrance Brown, Safety	1	1
Garrett Dickerson, Superback	0	1
Marcus McShepard, Cornerback	0	1
Zack Oliver, Quarterback	0	1
Kyle Queiro, Defensive Back	0	1

EYE ON THE RECORD BOOKS

CAREER TACKLES-FOR-LOSS LEADERS

1. Casey Dailey (1994-97)	53
2. Dwayne Missouri (1997-2000)	45
3. Matt Rice (1993-96)	42
4. Corey Wootton (2006-09)	38
5. Keith Cruise (1981-1984)	37
6. Vince Browne (2008-11)	34.5
7. Steve Shine (1990-93)	34
Kevin Bentley (1998-2001)	34
Loren Howard (2002-04)	34
10. Dean Lowry (2012-)	31.5

CAREER FIELD GOAL LEADERS

1. Brian Gowins (1995-98)	58-85 (.682)
2. Jeff Budzien (2010-13)	48-55 (.872)
3. John Duvic (1983-86)	46-70 (.657)
4. Ira Adler (1987-90)	39-54 (.722)
Sam Valenzisi (1992-95)	39-53 (.736)
6. Stefan Demos (2007-10)	34-48 (.708)
7. Amado Villarreal (2005-08)	34-55 (.750)
8. Jack Mitchell (2014-)	32-44 (.727)
9. Tim Long (1998-2000)	25-35 (.714)
10. Joel Howells (2003-06)	23-39 (.590)

THE LAST TIME...

Scored 60+ Points	NU 61, Illinois 23 (11-18-00)
Scored 50-59 Points.....	NU 50, Illinois 14 (11-24-12)
Scored 40-49 Points	NU 41, Eastern Illinois 0 (9-12-15)
Rushed for 200-299 yards	204 at Illinois (11-28-15)
Rushed for 300-399 yards	344 vs. Eastern Illinois (9-12-15)
Rushed for 400+ yards	444 at Illinois (11-22-03)
Passed for 400+ yards.....	532 vs. Auburn (1-1-10)
Had 500-599 yards of total offense.....	546 vs. Ball State (9-26-15)
Had 600+ yards of total offense.....	704 vs. Indiana (9-29-12)
Won a game on final play (regulation)	vs. Michigan State, 47-yd FG (9-29-01)
Record a safety	vs. Illinois (11-24-12)
Record a shutout	NU 27, Minnesota 0 (10-3-15)
Played No. 1-ranked team.....	#1 Ohio State 54, NU 10 (11-11-06)
Beat No. 1-ranked team	NU 12, #1 Miami (Fla.) (9-23-67)
Beat a Top-10 team	NU 28, #9 Nebraska 25 (11-5-11)
Beat a ranked team	#20 NU 13, #25 Wisconsin 7 (11-21-15)
Beat two ranked teams in a row	NU 47, #7 Wisconsin 44 (9-23-00)
	NU 37, #18 Michigan State 17 (9-30-00)
Ranked by AP (media).....	No. 12 (12-6-15)
Ranked by USA Today (coaches).....	No. 12 (12-6-15)
Ranked in College Football Playoff	No. 20 (11-17-15)
Ranked No. 1 by AP	1962
Sellout at home.....	47,330, vs. Nebraska (10-18-14)
Had consecutive sellouts.....	2 games
	vs. Iowa (11-13-10)
	vs. Illinois (11-20-10) *at Wrigley Field

INDIVIDUALS

Returned kickoff for a TD.....	Solomon Vault (96) vs. Penn State (11-7-15)
Returned punt for a TD	Tony Jones (64) at Purdue (11-22-14)
Returned INT for a TD	Nick VanHoose (72) at Nebraska (10-24-15)
Returned fumble for TD	Anthony Walker (13) vs. Minnesota (10-3-15)
Blocked an extra point	Dean Lowry vs. Ball State (9-26-15)
Blocked a FG attempt	Nick VanHoose vs. Michigan (11-8-14)
Blocked a punt	Keith Watkins II vs. Western Illinois (9-20-14)
Rushed for 3 or more TDs	Trevor Siemian (3) at Penn State (9-27-14)
Rushed for 100 yards	Justin Jackson (172) at Illinois (11-28-15)
Two players rushed for 100 yards	Treyvon Green (149) vs. Western Michigan (9-14-13)
	Kain Colter (106) vs. Western Michigan (9-14-13)
Rushed for 200 yards	Mike Kafka (217) at Minnesota (11-1-08)
Completed 20-29 passes	Zack Oliver (23) vs. Illinois (11-29-14)
Completed 30+ passes	Trevor Siemian (30) at Notre Dame (11-15-14)
Passed for 3+ TDs	Clayton Thorson (3) vs. Ball State (9-26-15)
Passed for 300-399 yards.....	Trevor Siemian (308) vs. Indiana (9-29-12)
Passed for 400-499 yards.....	Trevor Siemian (414) at Illinois (11-30-13)
Passed for 500+ yards.....	Mike Kafka (532) vs. Auburn (1-1-10)
Scored 3 TDs in a game.....	Trevor Siemian (3 rushing) at Penn State (9-27-14)
Scored 4+ TDs in a game.....	Kain Colter (4 rushing) vs. Indiana (9-29-12)
2-point conversion	Tony Jones pass from Zack Oliver vs. Illinois (11-29-14)
	Cameron Dickerson pass from Zack Oliver vs. Illinois (11-29-14)
Caught 10+ passes.....	Kyle Prater (10) at Notre Dame (11-15-14)
100-199 yards receiving	Dan Vitale (108) vs. Ball State (9-26-15)
200+ yards receiving.....	Jeremy Ebert (208) vs. Rice (11-12-11)
Two players 100 receiving yards.....	Christian Jones (182) at Illinois (11-30-13)
	Rashad Lawrence (112) at Illinois (11-30-13)
Scored 3+ TDs receiving.....	Drake Dunsmore (4) at Indiana (10-29-11)
Kicked 3 FGs in one game	Jack Mitchell (3) at Nebraska (10-24-15)
Kicked 4 FGs in one game.....	Jack Mitchell (4) at Notre Dame (11-15-14)
Kicked 5 FGs in one game	Jeff Budzien (5) vs. Boston College (9-5-12)
Kicked a 50-yard FG.....	David Wasielewski (51) at Air Force (8-31-02)
Kicked a 70-79 yard punt.....	Brandon Williams (77) vs. Minnesota (11-19-11)
Kicked an 80-89-yard punt	Merlin Norenberg (80) vs. Minnesota (10-12-63)
Intercepted 2 passes.....	Matthew Harris (2) vs. Eastern Illinois (9-12-15)
Intercepted 3 passes.....	Godwin Igwebuike (3) vs. Wisconsin (10-14-14)
Recovered two fumbles	Jimmy Hall (2) at Notre Dame (11-15-14)
Recorded 100+ kickoff return yards	Venric Mark (141) vs. Texas A&M (12-31-11)
Recorded 20+ tackles	Tim McGarigle (21, 11-10) vs. Michigan (10-29-05)

N

Wisconsin 70, NU 23 (11-27-10)
 Ohio State 58, NU 7 (9-22-07)
 Iowa 40, NU 10 (10-17-15)
 Iowa - 294 (10-17-15)
 Indiana - 319 (10-29-11)
 Illinois - 519 (11-20-10)
 California - 455 (8-31-13)
 Wisconsin - 527 (10-12-13)
 Arizona State - 773 (9-17-05)
 Nebraska, 49-yard pass (11-2-13)

Nebraska (10-24-15)
 #18 Michigan 38, #13 NU 0 (10-10-15)
 Wisconsin 37, #1 NU 6 (11-10-62)
 Wisconsin 37, #1 NU 6 (11-10-62)

OPPONENTS

Jehu Chesson (96), Michigan (10-10-15)
 Ben Niemann (1), Iowa (11-1-14)
 Jourdan Lewis (37), Michigan (10-10-15)
 Austin Collinsworth (32), Notre Dame (11-15-14)
 J.J. Watt, Wisconsin (11-27-10)
 Mike McGlinchey, Notre Dame (11-15-14)
 Ben Niemann, Iowa (11-1-14)
 Akrum Wadley (4), Iowa (10-17-15)
 Reilly O'Toole (147), Illinois (11-29-14)
 Melvin Gordon (172), Wisconsin (10-12-13)
 James White (101), Wisconsin (10-12-13)
 Akrum Wadley (204), Iowa (10-17-15)
 Austin Appleby (26), Purdue (11-22-14)
 Nathan Scheelhaase (31), Illinois (11-30-13)
 Reilly O'Toole (3), Illinois (11-29-14)
 Nathan Scheelhaase (307), Illinois (11-30-13)
 Jared Goff (445), California (8-31-13)
 -
 William Fuller (3c), Notre Dame (11-15-14)
 Akrum Wadley (4r), Iowa (10-17-15)
 Devin Gardner rush (30T), Michigan (11-16-13)
 -
 Lance Lenoir (11), Western Illinois (9-20-14)
 Jordan Williams (133), Ball State (9-26-15)
 A.J. Jenkins (268), Illinois (10-1-11)
 Jeff Fuller (119), Texas A&M (12-31-11)
 Ryan Swope (105), Texas A&M (12-31-11)
 William Fuller (3), Notre Dame (11-15-14)
 Ryan Lichtenstein (3), Syracuse (9-19-09)
 Brendan Gibbons (4), Michigan (11-16-13)
 -
 Taylor Zalewski (51), Illinois (11-30-13)
 Ryan Donahue (73), Iowa (11-13-10)
 -
 Darvin Adams (2), Auburn (1-1-10)
 T'Sharvan Bell (2), Auburn (1-1-10)
 Mike Rose (3), Purdue (9-27-97)
 Marc Jackson (2), Illinois (11-23-02)
 Amir Carlisle (122), Notre Dame (11-15-14)
 J Leman (22, 11-11), Illinois (11-18-06)

GAME ONE: STANFORD



SEP. 5, 2015

RYAN FIELD

ATTENDANCE: 36,024

#21 STANFORD
NORTHWESTERN

6
16

Northwestern won its season-opener for the ninth time in the last 10 years with the defense leading the way as the Wildcats defeated No. 21 Stanford 16-6 Saturday afternoon at Ryan Field.

Sophomore linebacker Anthony Walker's career-high 10 tackles -- three of which went for a loss -- helped Northwestern limit Stanford to 240 total yards, and safety Kyle Queiro's fourth quarter interception in the end zone sealed the win.

On the offensive side, redshirt freshman quarterback Clayton Thorson scored the game's only touchdown on a 42-yard run, while sophomore back Justin Jackson broke the 100-yard mark for the seventh time in his career. The Wildcats converted on 12 third downs, and kicker Jack Mitchell hit on three of his four field goal attempts -- including a career-long 49-yarder.

Jackson, picking up where he left off after recording the second 1,000-yard rushing season by a Northwestern freshman, broke off runs of 16 and 19 yards -- both on third down. Thorson showed impressive poise in the pocket, connecting with senior receiver Christian Jones on a key 11-

yard third down gain. Northwestern eventually leveled the score behind Mitchell's 31-yard field goal.

Thorson gave the 'Cats the lead in the second quarter when he found a huge hole to his left and burst through, outrunning the Stanford defense for a 42-yard touchdown to put the 'Cats up 10-3. NU would take the seven-point advantage into the halftime intermission.

Neither team threatened to score until Northwestern's fourth drive of the half. The Wildcats started on their own 37-yard line and steadily picked away at Stanford's D as they made their way down the field. Thorson once again completed a third-down pass, this time to Jackson on 3rd-and-4, for the Wildcats' 10th conversion on 18 third-down tries. Then, from the Stanford 26-yard line, Jackson found an opening and broke free for a 21-yard pickup. Mitchell converted a chip-shot 19-yard field goal, extending Northwestern's lead to 13-3.

Stanford responded by marching 55 yards to Northwestern's 20-yard line, but the 'Cats again held their ground and forced the Cardinal's second field goal of the day as Ukropina hit on a 37-yard with 7:26 remaining to make it a seven-point game.

Northwestern got the ball back with 7:16 remaining and Thorson continued his third-down success with a 25-yard completion to Miles Shuler just inside the Northwestern sideline. Northwestern was forced to bring Mitchell out for a 49-yard field goal attempt. From three yards farther out than his previous career-long at Notre Dame, Mitchell converted to put Northwestern back up by 10 with 3:38 to go.

Stanford began its final drive at its own 28-yard line and brought the ball all the way to Northwestern's five-yard line, but Hogan tried to force a pass into the end zone, and Queiro jumped in front of the Stanford receiver for the game-clinching interception.

SCORING SUMMARY

#21 STANFORD	3	0	0	3	—	6
NORTHWESTERN	3	7	0	6	—	16
First Quarter: 8:33 STAN — Ukropina 29 FG; 00:52 NU — Mitchell 31 FG						
Second Quarter: 6:18 NU — Thorson 42 run (Mitchell kick)						
Third Quarter: n/a						
Fourth Quarter: 12:21 NU — Mitchell 19 FG; 7:26 STAN — Ukropina 37 FG; 3:38 NU — Mitchell 49 FG						

GAME STATISTICS

STANFORD	NU
17..... First Downs	17
27..... Rushing Attempts	54
104..... Yards Gained Rushing	255
19..... Yards Lost Rushing	30
85..... Net Yards Rushing	225
155..... Net Yards Passing	105
35..... Passes Attempted	25
20..... Passes Completed	12
1..... Had Intercepted	0
62..... Total Offensive Plays	79
240..... Total Net Yards	330
2-1..... Fumbles-Lost	2-0
5-25..... Penalties-Yards	5-57
0-0-0..... Interceptions-Yards-TD	1-17-0
7-322..... Punts-Yards	5-194
46.0..... Avg. Yard/Punt	38.8
1-8-0..... Punt Return-Yards-TD	1-7-0
4-90-0..... Kickoff Return-Yards-TD	1-19-0
28:08..... Possession Time	31:52
3/15..... Third-Down Conversions	12/22
0-0..... Sacks By-Yards	3-11

RUSHING:

STAN—McCaffrey 12-66-0
NU—Jackson 28-134-0

INDIVIDUAL LEADERS

PASSING:

STAN—Hogan 20-35-155-1
NU—Thorson 12-24-105-0


RECEIVING:

STAN—Hooper 5-45-0
NU—Jones 5-52-0

GAMEDAY PHOTOS



GAME TWO: EASTERN ILLINOIS



SEP. 12, 2015

RYAN FIELD

ATTENDANCE: 29,131

EASTERN ILLINOIS
NORTHWESTERN

0
41

EVANSTON, ILL. – Northwestern rushed for 344 yards and the defense kept the opposition from reaching the end zone for the second straight game as the Wildcats rolled to a 41-0 win over Eastern Illinois Saturday afternoon at Ryan Field.

Justin Jackson ran for 78 yards and Warren Long added a career-high 72 to lead a balanced Northwestern attack. Jackson and Long each scored touchdowns with Long crossing the goal line for the first time in his collegiate career.

Clayton Thorson accounted for 152 yards through the air on 11-of-16 passing and threw his first career touchdown pass in the third quarter – a 44-yard connection with Austin Carr, a former walk-on who was rewarded with a scholarship earlier this week. The touchdown was also Carr's first career TD catch. Thorson, making his second career start, also rushed for an eight-yard touchdown as time wound down in the first half.

On Heroes Day, 33-year-old former Navy SEAL Tom Hruby got some action in the backfield on the final drive of the game. The linebacker-turned-running back rushed eight times for 25 yards on the drive, picking up a first down in the process and bringing the Ryan Field crowd to its feet.

The Wildcats got the scoring started in the first quarter with a 22-yard field goal by Jack Mitchell. With time winding down in the first quarter, Jackson finished off an 11-yard touchdown run to push the advantage to 10-0 after the opening stanza.

Another field goal by Mitchell – this time from 33 yards – made it 13-0 prior to Long taking an eight-yard run to the house as he spun his way to the end zone. An interception by Matthew Harris gave NU one more opportunity to put points on the board in the first half and Thorson weaved his way through the EIU defense with only 13 seconds remaining to make it 27-0 at the break.

The Wildcats would tack on two final touchdowns in the third quarter. Thorson connected with Carr with 9:18 remaining in the period before Harris picked off his second pass of the day and returned it 71 yards for the score.

The Northwestern defense was again a force to be reckoned with, posting a shutout for the first time since Sept. 1, 2007 when the Wildcats beat Northeastern 27-0. After allowing only 240 yards of total offense to Stanford, the stingy Wildcats gave up just 138 yards to Eastern Illinois.

Anthony Walker, the reigning Big Ten Defensive Player of the Week, led the way with seven tackles, including two solo tackles for loss. It was an all-around effort for the Wildcat defense with 22 players registering tackles.

The 41-point victory was the largest by a Northwestern squad since Oct. 10, 1970. Chicago's Big Ten Team beat Illinois that day by a score of 48-0.

SCORING SUMMARY

EASTERN ILLINOIS	0	0	0	0	—	0
NORTHWESTERN	10	17	14	0	—	41
First Quarter: 9:41 NU — Mitchell 22 FG; 1:40 NU — Jackson 11 run (Mitchell kick)						
Second Quarter: 12:09 NU — Mitchell 33 FG; 6:12 — Long 8 run (Mitchell kick); 00:13 NU — Thorson 8 run (Mitchell kick)						
Third Quarter: 9:18 — Carr 44 reception (Mitchell kick); 1:08 NU — Harris 71 INT return (Mitchell kick)						
Fourth Quarter: n/a						

GAME STATISTICS

EIU	NU
8.....	First Downs.....28
29.....	Rushing Attempts.....69
104.....	Yards Gained Rushing.....355
34.....	Yards Lost Rushing.....11
68.....	Net Yards Rushing.....344
68.....	Net Yards Passing.....155
20.....	Passes Attempted.....16
10.....	Passes Completed.....11
2.....	Had Intercepted.....0
49.....	Total Offensive Plays.....85
138.....	Total Net Yards.....496
0-0.....	Fumbles-Lost.....2-1
3-17.....	Penalties-Yards.....3-26
0-0-0.....	Interceptions-Yards-TD.....2-94-1
7-264.....	Punts-Yards.....2-73
37.7.....	Avg. Yard/Punt.....36.5
0-0-0.....	Punt Return-Yards-TD.....2--2-0
7-128-0.....	Kickoff Return-Yards-TD.....1-24-0
22:55.....	Possession Time.....37:05
0/11.....	Third-Down Conversions.....10/17
1-1.....	Sacks By-Yards.....3-23

RUSHING:

EIU—Church 11-63-0
NU—Jackson 22-78-1

INDIVIDUAL LEADERS

PASSING:

EIU—Hogan 10-19-1/68/0
NU—Thorson 11-16-0/152/1

RECEIVING:

EIU—Nelson 3-36-0
NU—Vitale 4-40-0

GAMEDAY PHOTOS



GAME THREE: DUKE



SEP. 19, 2015
WALLACE WADE STADIUM
ATTENDANCE: 24,127

#23 NORTHWESTERN 19
DUKE 10

DURHAM, N.C. — Sophomore Solomon Vault provided the spark No. 23 Northwestern needed with a second half kickoff return for a touchdown and classmate Anthony Walker finished with a career-high 19 tackles in a Wildcats defensive showcase at Duke en route to a 19-10 win at Wallace Wade Stadium Saturday afternoon.

After a first half in which the Wildcats garnered 57 yards of offense and scored just three points, Vault took the opening kick of the second 98 yards to give the Wildcats a lead it would never relinquish.

The Wildcats' defense gave up just 72 yards of offense in the first quarter, but redshirt freshman Clayton Thorson's first interception of the season set up Duke with friendly field position early in the quarter.

Thomas Sirk scored five plays later on a five-yard scramble to put the Blue Devils in front, 7-0.

Northwestern struggled to get anything going offensively in the first half, mustering just 57 yards of total offense. The defense was able to limit the Blue Devils to the lone touchdown however thanks in large part to two huge

second-quarter turnovers.

The Blue Devils drove down to the Wildcats' 10-yard line midway through the second when senior defensive end Dean Lowry tipped a pass and came away with an interception. After a three-and-out and punt by the Wildcats, sophomore Godwin Igwebiuke stripped Shaun Wilson to give Chicago's Big Ten Team the ball at the Duke 40-yard line.

Thorson found sophomore Justin Jackson out of the backfield on first down for a gain of 21 yards into the red zone, leading to the Wildcats getting a 37-yard field goal from junior Jack Mitchell to make the halftime deficit just 7-3.

Walker finished that first half with an incredible total of 14 tackles.

Lightning struck immediately out of the locker room when Vault sprinted 98 yards for a #BIGCats touchdown on the opening kick of the second half, his second-career return for a TD after having an 89-yarder against Illinois last year. The extra point was blocked, however, making NU's lead 9-7.

Mitchell added a 44-yard field goal with 9:46 left in the third to extend the lead to 12-7, but Duke answered shortly into fourth to cut the NU edge to three, 12-10.

On the ensuing drive, Northwestern drove to its own 45, then Warren Long burst through on third-and-short for a 55 yard sprint to the endzone, putting the #BIGCats up 19-10.

From there, the defense stood tall time and again with one more special teams contribution. Late in the fourth quarter, Hunter Niswander booted a punt to near midfield, where it was fumbled and pounced on by Long. After the recovery, Northwestern was able to milk the clock in one final drive in which Jackson went over the 100 yard mark on the ground. He finished with 120 yards on 35 carries.

SCORING SUMMARY

#23 NORTHWESTERN	0	3	9	7	—	19
DUKE	7	0	0	3	—	10

First Quarter: 9:17 Duke—Sirk 5 run (Martin kick)

Second Quarter: 1:27 NU—Mitchell 37 FG

Third Quarter: 14:46 NU—Vault 98 Kick Return (Mitchell blocked); 9:46 NU—Mitchell 44 FG

Fourth Quarter: 14:25 Duke—Martin 38 FG; 12:31 NU—Long 55 run (Mitchell kick)

GAME STATISTICS

NU	DUKE
15.....	First Downs.....16
54.....	Rushing Attempts.....35
243.....	Yards Gained Rushing.....179
42.....	Yards Lost Rushing.....2
201.....	Net Yards Rushing.....177
70.....	Net Yards Passing.....150
23.....	Passes Attempted.....39
9.....	Passes Completed.....24
2.....	Had Intercepted.....1
77.....	Total Offensive Plays.....74
271.....	Total Net Yards.....327
1-0.....	Fumbles-Lost.....3-2
2-10.....	Penalties-Yards.....4-39
1-18-0.....	Interceptions-Yards-TD.....2-24-0
10-413.....	Punts-Yards.....11-605
41.3.....	Avg. Yard/Punt.....55.0
2-12-0.....	Punt Return-Yards-TD.....4-0-0
2-118-1.....	Kickoff Return-Yards-TD.....5-79-0
32:10.....	Possession Time.....27:50
6-20.....	Third-Down Conversions.....3-17
0-0.....	Sacks By-Yards.....1-13

RUSHING:

NU—Jackson 35-120-0
 DUKE—Powell 9-71-0

INDIVIDUAL LEADERS

PASSING:

NU—Thorson 9-23-2/70/0
 DUKE—Sirk 24-39-1/150/0

RECEIVING:

NU—Vitale, D. 2-26-0
 DUKE—Powell 7-39-0

GAMEDAY PHOTOS



GAME FOUR: BALL STATE



SEP. 26, 2015

RYAN FIELD

ATTENDANCE: 30,107

BALL STATE #17 NORTHWESTERN

19
24

EVANSTON, ILL. — Redshirt freshman quarterback Clayton Thorson had the best game of his young career, throwing for a career-high 256 yards and three touchdowns as No. 17/19 Northwestern outlasted Ball State 24-19 Saturday evening at Ryan Field.

The victory allowed the Wildcats to conclude nonconference play with a perfect 4-0 record heading into next weekend's Big Ten opener against Minnesota.

Thorson became the first Northwestern player to throw for three touchdowns in a game since Trevor Siemian tossed four touchdowns against Illinois in 2013. The win takes Northwestern's September record to 20-2 since 2010.

In a first half where both defenses shone, Northwestern's defense showed a bend-but-not-break resiliency. Despite conceding 221 yards, Northwestern kept Ball State out of the end zone for the majority of the first half. Three Cardinal red zone attempts culminated in just a solitary field goal, including a 67 yard Ball State drive to end the first quarter being thwarted by a fumble recovery by senior safety Traevon Henry on the 4-yard line to open the second quarter.

The Wildcat offense looked most likely to strike through the air in the first half, and did when Thorson found senior superback Dan Vitale for a 66-yard strike and a 7-3 lead with 6:20 left in the half. It was a career long completion and

reception for Thorson and Vitale, respectively.

While Ball State reclaimed the lead just before the end of the second quarter thanks to a Northwestern turnover, for the second consecutive game the Wildcats took the lead on their first possession of the second half. The Wildcats tore down the field for 80 yards in eight plays, capped off by a 21-yard pass from Thorson to Vitale for the second time on the evening.

The Northwestern floodgates were busted open, as they racked up 10 points and 151 yards with their next two drives. Junior Austin Carr caught his second career touchdown reception on a 25-yard pass to make it 21-10, and sophomore running back Justin Jackson broke off a 62-yard run to start the ensuing drive, setting up a 21-yard field goal from junior Jack Mitchell.

Ball State got back into the game when Riley Neal hooked up with Jordan Williams for a 29-yard touchdown pass with 2:06 remaining. However, Dean Lowry blocked the ensuing extra point as the Cardinals could only close to within eight.

The NU offense took charge of the third quarter, piling up 259 yards, when Jackson ran for 90 of his career-high 184 yards. The effort marked Jackson's second consecutive and ninth career 100-yard performance, and the Wildcats' 546 yards on the night set a new season high.

The visitors got back into the red zone midway through the fourth quarter, but were forced to settle for a 36-yard field goal by Morgan Hagee that make it a five-point game with 4:34 remaining.

The Wildcats were able to virtually run out the clock down the stretch, though, as Jackson rushed for two first downs and Solomon Vault ran for another as NU held on for the victory.

Northwestern's defense reclaimed center stage with another stalwart performance to close the game out. Junior cornerback Matthew Harris recorded a career high three pass breakups and Henry's team-leading seven tackles was one tackle shy of tying his career high.

SCORING SUMMARY

BALL STATE	3	7	6	3	—	19
#17 NORTHWESTERN	0	7	17	0	—	24

First Quarter: 9:06 BSU — Hagee 30 FG

Second Quarter: 6:20 NU — Vitale, D. 66 Reception (Mitchell Kick); 0:56 BSU — Williams 22 Reception (Hagee Kick)

Third Quarter: 12:05 NU — Vitale, D. 21 Reception (Mitchell Kick); 8:01 NU — Carr 25 Reception (Mitchell Kick); 4:51 NU - Mitchell 21 FG; 2:06 BSU — Williams 29 Reception

Fourth Quarter: 4:34 BSU — Hagee 36 FG

GAME STATISTICS

BSU	NU
18..... First Downs	23
34..... Rushing Attempts.....	57
188..... Yards Gained Rushing.....	308
7..... Yards Lost Rushing.....	18
181..... Net Yards Rushing.....	290
178..... Net Yards Passing.....	256
35..... Passes Attempted.....	31
14..... Passes Completed	18
0..... Had Intercepted	1
69..... Total Offensive Plays.....	88
359..... Total Net Yards	546
3-1..... Fumbles-Lost.....	3-2
2-10..... Penalties-Yards	8-57
1-0-0..... Interceptions-Yards-TD	0-0-0
7-300..... Punts-Yards.....	5-175
42.9..... Avg. Yard/Punt	35.0
0-0-0..... Punt Return-Yards-TD	0-0-0
2-46-0..... Kickoff Return-Yards-TD	3-60-0
26:35..... Possession Time.....	33:25
5/16..... Third-Down Conversions.....	13/22
1-7..... Sacks By-Yards.....	0-0

INDIVIDUAL LEADERS

RUSHING:

BSU—Neal 16-74-0
NU—Jackson 33-184-0



PASSING:

BSU—Neal 14-35-0/178/2
NU—Thorson 18-31-1/256/3


RECEIVING:

BSU—Williams 8-133-2
NU—Vitale 5-108-2

GAMEDAY PHOTOS



GAME FIVE: MINNESOTA



OCT. 3, 2015

RYAN FIELD

ATTENDANCE: 30,044

MINNESOTA
#16 NORTHWESTERN

0
27

EVANSTON, ILL. — Justin Jackson racked up 121 rushing yards, freshman quarterback Clayton Thorson scored a pair of touchdowns on the ground and No. 16 Northwestern opened Big Ten play by holding visiting Minnesota to 173 yards of offense on the way to a 27-0 win on Saturday afternoon at Ryan Field.

Sophomore safety Godwin Igwebuike matched a career high with nine tackles, cornerback Matthew Harris recorded his third interception of the year and linebacker Anthony Walker scored his second career touchdown on a 13-yard fumble return.

Northwestern improved to 5-0 on the season and recorded its second shutout of the year.

Northwestern forced a pair of Minnesota three-and-outs after the field goal attempt, the second of which led to a Gopher punt that Miles Shuler returned 55 yards before being forced out of bounds at the 5-yard line. On the following play, Thorson ran the ball into the end zone himself for the touchdown. The score put the Wildcats up 10-0, an advantage they would carry into halftime.

Northwestern started the second half with the ball and drove to Minnesota's 32-yard line, at which point Thorson lofted a pass to Solomon Vault in the end zone. The sophomore receiver appeared to haul in the pass with an incredible one-handed catch, but the initial ruling of a touchdown was overturned after a replay review.

Three plays later, Thorson connected with Mike McHugh on fourth-and-7 for an 11-yard gain, and the 'Cats continued their momentum down to the 4-yard line. Mitchell converted on his second field goal of the game, this one a 23-yarder, to finish a drive that shaved 8:47 off the clock.

After Northwestern once again kept Minnesota off the board, the 'Cats found the end zone for the second time courtesy of a 68-yard drive. Jackson highlighted the drive with an impressive 31-yard run during which the sophomore back showed off his elusiveness, juking a couple Minnesota defenders to find space in the middle of the field for a big pickup.

The 'Cats took the ball down to the 1-yard line, and Thorson snuck the ball into the end zone behind an offensive line that protected him well all day.

Minutes later on a Minnesota possession that started at the 4-yard line thanks to a beautiful punt by Hunter Niswander, junior tackle Tyler Lancaster knocked the ball out of Minnesota quarterback Mitch Leidner's hand. Anthony Walker scooped up the fumble and ran it into the end zone on a 13-yard return, stretching the Wildcat lead to 27-0. The score would hold until the end of the game, marking the first time Minnesota has been shut out since Oct. 1, 2011.

SCORING SUMMARY

MINNESOTA	0	0	0	0	—	0
#16 NORTHWESTERN	3	7	10	7	—	27
First Quarter: 7:27 NU — Mitchell 25 FG						
Second Quarter: 1:36 NU — Thorson 5 run (Mitchell kick)						
Third Quarter: 6:13 NU — Mitchell 23 FG; 1:25 NU—Thorson 1 run (Mitchell kick)						
Fourth Quarter: 11:41 NU — Walker 13 Fumble Recovery (Mitchell kick)						

GAME STATISTICS

MINN	NU
11.....	First Downs.....16
33.....	Rushing Attempts.....51
105.....	Yards Gained Rushing.....201
31.....	Yards Lost Rushing.....17
74.....	Net Yards Rushing.....184
99.....	Net Yards Passing.....128
32.....	Passes Attempted.....19
15.....	Passes Completed.....14
1.....	Had Intercepted.....0
65.....	Total Offensive Plays.....70
173.....	Total Net Yards.....312
1-1.....	Fumbles-Lost.....3-0
2-10.....	Penalties-Yards.....3-20
0-0-0.....	Interceptions-Yards-TD.....1-0-0
7-299.....	Punts-Yards.....6-235
42.7.....	Avg. Yard/Punt.....39.2
0-0-0.....	Punt Return-Yards-TD.....1-55-0
4-68-0.....	Kickoff Return-Yards-TD.....0-0-0
25:58.....	Possession Time.....34:02
4/16.....	Third-Down Conversions.....7/17
1-3.....	Sacks By-Yards.....3-17


INDIVIDUAL LEADERS

RUSHING:
MINN—Brooks 10-33-0
NU—Jackson 20-120-0

PASSING:
MINN—Leidner 10-21-1/72/0
NU—Thorson 14-19-0/128/0

RECEIVING:
BSU—Maye 4-39-0
NU—Jones 3-38-0

GAMEDAY PHOTOS



GAME SIX: MICHIGAN



OCT. 10, 2015

MICHIGAN STADIUM

ATTENDANCE: 110,452

#13 NORTHWESTERN
#18 MICHIGAN

0
38

ANN ARBOR, Mich. -- No. 18 Michigan took the opening kickoff of the game 96 yards for a touchdown and No. 13 Northwestern never recovered, dropping its first game of the season, 38-0.

The 5-1 (1-1) Wildcats return home Saturday, Oct. 17, for a huge West Division showdown against the undefeated Hawkeyes of Iowa for Homecoming 2015 in a game that has huge implications in the Big Ten race.

The game will feature a 20th anniversary reunion of the 1995 Big Ten championship and Rose Bowl team. All-America running back Darnell Autry will serve as grand marshal of the Homecoming parade Friday during an entire weekend of festivities.

On Saturday in Ann Arbor, the Wildcats fell behind 21-0 in the first quarter on a 1-yard touchdown run by the Wolverines' Drake Johnson and 2-yard quarterback keeper by Jake Rudock after the opening kick return.

The 'Cats' defense was able to slow the Wolverines down in the second quarter, but an interception by Jourdan Lewis was returned 36 yards for a touchdown to extend Michigan's lead to 28-0 at the half.

The Wolverines added a field goal on their first drive of the second half, then both teams kept each other off the scoreboard until a late Michigan score with mostly reserves on the field accounted for the final 38-0 score.

With 14 of U-M's points coming on a kickoff return and an interception return, the #BIGCats defense surrendered just 17 points in the contest until a late touchdown. Senior Deonte Gibson had a strong day on the D-line, earning a career-high 2.5 sacks to move into the top-10 all-time at Northwestern with 11 in his career. Godwin Igwebuike also made several TFLs among his eight tackles in the game.

The game marked third-consecutive shutout for Michigan, the first time an NCAA FBS Division school has accomplished that feat since 1980.

SCORING SUMMARY

#13 NORTHWESTERN	0	0	0	0	—	0
#18 MICHIGAN	21	7	3	7	—	38

First Quarter: 14:47 MICH — Chesson 96 kick return (Allen kick); 10:20 MICH — Johnson 1 run (Allen kick); 2:35 MICH — Rudock 2 run (Allen kick)

Second Quarter: 3:20 MICH — Lewis 37 INT return (Allen kick)

Third Quarter: 10:14 MICH — Allen 47 FG

Fourth Quarter: 2:14 MICH — Green 4 run (Allen kick)

GAME STATISTICS

NU	MICH
13.....	First Downs.....21
25.....	Rushing Attempts.....46
72.....	Yards Gained Rushing.....220
34.....	Yards Lost Rushing.....19
38.....	Net Yards Rushing.....201
130.....	Net Yards Passing.....179
33.....	Passes Attempted.....23
15.....	Passes Completed.....17
1.....	Had Intercepted.....0
58.....	Total Offensive Plays.....69
168.....	Total Net Yards.....380
0-0.....	Fumbles-Lost.....0-0
5-39.....	Penalties-Yards.....3-28
0-0-0.....	Interceptions-Yards-TD.....1-37-1
8-280.....	Punts-Yards.....5-190
35.0.....	Avg. Yard/Punt.....38.0
0-0-0.....	Punt Return-Yards-TD.....0-0-0
4-75-0.....	Kickoff Return-Yards-TD.....1-96-1
22:55.....	Possession Time.....37:05
2/13.....	Third-Down Conversions.....7/14
3-4.....	Sacks By-Yards.....4-23

RUSHING:

NU—Jackson 12-25-0
MICH—Smith 8-59-0

INDIVIDUAL LEADERS

PASSING:

NU—Thorson 13-27-1/106/0
MICH—Rudock 17-23-0/179/0

RECEIVING:

NU—Carr 2-39-0
MICH—Williams 4-48-0

GAMEDAY PHOTOS



GAME SEVEN: IOWA



OCT. 17, 2015

RYAN FIELD

ATTENDANCE: 44,135

#17 IOWA
#20 NORTHWESTERN

40
10

EVANSTON, ILL. -- A strong finish to the first half wasn't able to carry over into the second half as No. 20 Northwestern dropped a 40-10 decision to No. 17 Iowa on Saturday at Ryan Field.

The Wildcats fall to 5-2 overall and 1-2 in Big Ten play, while the Hawkeyes improve to 7-0 overall and 3-0 in league play.

Through the Hawkeyes' first three drives, Iowa was only able to muster two plays for more than three yards. In a quarter that featured five punts and just 110 total yards of offense, the Hawkeyes got on the scoreboard first through a 36-yard field goal from Marshall Koehn.

Lightning struck for Iowa to start the second with sophomore running back Akrum Wadley scampering 35 yards for the game's first touchdown. However, Koehn missed the extra point to keep the Wildcats' deficit at nine.

After Iowa took its lead to 16 through Wadley's second rushing score of the day, the Wildcat offense sparked to life. Starting from their own 24, sophomore running back Justin Jackson and redshirt freshman quarterback Clayton

Thorson both ran for first downs, and Miles Shuler hauled in an 11-yard pass to cross over midfield. Mike McHugh beat his man down the field for a 34-yard completion, a career long, and Thorson then found senior Christian Jones for a four-yard touchdown pass to get NU on the board.

On the ensuing Iowa possession, the Wildcats' defense got in on the act. Senior Traveon Henry ripped a Hawkeye pass out of the air, and ran it back 20 yards to the Iowa 25. Eight plays later, Jack Mitchell put a 20-yard field goal through the uprights, pulling the 'Cats to within a score, at 16-10. Iowa would take the six-point advantage into halftime.

Junior outside linebacker Jalen Prater and sophomore cornerback Keith Watkins II paced the Wildcats defensive in the opening half. Through just two quarters, they had seven and five tackles respectively, equaling the career high for the former, and a career high for the latter. The pair finished with 11 and nine tackles respectively.

Despite fighting back to within only six points at the break, Northwestern was unable to carry the momentum into the second half. Iowa stretched its lead to 23-10 midway through the third quarter on a two-yard rush by Wadley and Northwestern fumble on the next play from scrimmage led to a four-yard scoring run three plays later, pushing the Hawkeyes lead to 30-10.

The guests would tack on 10 more points in the fourth quarter to account for the final margin.

Thorson completed 17-of-35 passes in the contest for 125 yards, one touchdown and one interception, but the Wildcats were unable to slow down Iowa's rushing attack.

SCORING SUMMARY

#17 IOWA	3	13	14	10	—	40
#20 NORTHWESTERN	0	10	0	0	—	10

First Quarter: 9:59 IOWA—Koehn 36 FG

Second Quarter: 14:52 IOWA—Wadley 35 run (Koehn kick); 10:15 IOWA—Wadley 4 run (Koehn kick); 6:18 NU—Jones 4 catch (Mitchell kick); 2:40 NU—Mitchell 20 FG

Third Quarter: 6:42 IOWA—Wadley 2 run (Koehn kick); 5:26 IOWA—Wadley 4 run (Koehn kick)

Fourth Quarter: 10:49 IOWA—Koehn 22 FG; 7:55 IOWA—Mitchell 13 run (Koehn kick)

GAME STATISTICS

IOWA	NU
24.....	First Downs.....13
51.....	Rushing Attempts.....26
321.....	Yards Gained Rushing.....90
27.....	Yards Lost Rushing.....39
294.....	Net Yards Rushing.....51
198.....	Net Yards Passing.....147
27.....	Passes Attempted.....43
16.....	Passes Completed.....20
1.....	Had Intercepted.....1
78.....	Total Offensive Plays.....69
492.....	Total Net Yards.....198
1-0.....	Fumbles-Lost.....2-2
5-47.....	Penalties-Yards.....5-55
1-4-0.....	Interceptions-Yards-TD.....1-20-0
5-196.....	Punts-Yards.....9-344
39.2.....	Avg. Yard/Punt.....38.2
0-0-0.....	Punt Return-Yards-TD.....2-1-0
4-75-0.....	Kickoff Return-Yards-TD.....5-111-0
37:22.....	Possession Time.....22:38
9/18.....	Third-Down Conversions.....8/19
3-32.....	Sacks By-Yards.....2-20

INDIVIDUAL LEADERS

RUSHING:

NU—Jackson 10-30-0
IOWA—Wadley 26-204-4


PASSING:

NU—Thorson 17-35-1/125/1
IOWA—Beathard 15-25-1/176/0


RECEIVING:

NU—McHugh 2-43-0
IOWA—VandeBerg 8-78-0

GAMEDAY PHOTOS



GAME EIGHT: NEBRASKA



NORTHWESTERN
NEBRASKA

30
28

LINCOLN, Neb. -- Northwestern earned its second win in three trips to Lincoln, Nebraska, Saturday in a 30-28 decision that made the Wildcats bowl eligible with a 6-2 record in the 2015 season.

The NU victory saw Clayton Thorson rush for 126 yards and defensive end Dean Lowry tally 10 tackles including six tackles for loss, a Northwestern record that ranks sixth in Big Ten single-game history.

Northwestern held a slim 17-12 lead at the half, then came out on top during an entertaining back-and-forth second half that featured four lead changes. In addition to Lowry's big day, Anthony Walker had a game-high 13 tackles for the Wildcats defense and Nick VanHoose added a pick-six.

The Cornhuskers opened the scoring in the first quarter Saturday when Drew Brown nailed a 43-yard field goal to give them a 3-0 lead.

Northwestern quickly flipped the deficit, however. On the first play of the next drive the redshirt freshman Thorson scrambled a season-high 68 yards to the Nebraska 2-yard line. He would keep it himself two players later for his fifth touchdown of the season and a 7-3 Wildcats lead.

Nebraska recorded a safety on a four-yard sack of Thorson with 5:19 left in the first to cut the lead to 7-5 through one quarter.

The Wildcats' defense stifled the Huskers' offense for much of the first half and eventually came through with a big play of their own when VanHoose took advantage of a mistake by Tommy Armstrong Jr., stepping in front of a pass on third-and-four for his sixth-career interception. He raced 72 yards down the sideline for his first-career pick-six to give Chicago's Big Ten Team a 14-5 lead.

The Huskers kicked a 48-yard field goal on the first play of the fourth quarter to go up 22-20. Dean Lowry forced the attempt with a sack -- his fifth tackle for loss in the contest.

Following a couple of punts, Northwestern put together its best drive of the game, getting first down catches from Austin Carr and Solomon Vault, a first down run by Jackson then a 37-yard touchdown strike from Thorson to Vitale to put Northwestern back on top, 27-22, with 9:53 to go in the game.

NU's defense followed with a shutdown inning that included Lowry's sixth tackle for loss in the game, then the Wildcats drove down into the red zone once again before Mitchell drilled his third field goal to make it a 30-22 score.

That score proved to be huge when Nebraska connected on a deep fourth-and-six pass on its next drive to get inside the five-yard-line, from where the Huskers would scramble in for a touchdown. The two-point conversion throw was knocked loose, keeping NU on top, 30-28, with just over four minutes to go.

From there, Jackson took over to ice the game, scampering 28 yards on a short Thorson throw before rushing for another first down, allowing Northwestern to end the game in victory formation.

SCORING SUMMARY

NORTHWESTERN	7	10	3	10	—	30
NEBRASKA	5	7	7	9	—	28

First Quarter: 10:26 NEB—Brown 43 FG; 8:45 NU—Thorson 1 run (Mitchell kick); 5:19 NEB—Team Safety

Second Quarter: 7:17 NU—VanHoose 72 INT Return (Mitchell kick); 1:07 NEB—Reilly 10 catch (Brown kick); 00:00 NU—Mitchell 28 FG

Third Quarter: 8:59 NEB—Armstrong Jr. 4 run (Brown kick); 5:18 NU—Mitchell 18 FG

Fourth Quarter: 14:55 NEB—Brown 48 FG; 9:53 NU—Vitale 37 catch (Mitchell kick); 7:27 NU—Mitchell 27 FG; 4:23 NEB—Armstrong Jr., 3 run (Armstrong Jr. pass failed)

GAME STATISTICS

NU	NEB
15.....	First Downs.....22
28.....	Rushing Attempts.....38
183.....	Yards Gained Rushing.....114
27.....	Yards Lost Rushing.....32
177.....	Net Yards Rushing.....82
177.....	Net Yards Passing.....391
28.....	Passes Attempted.....48
13.....	Passes Completed.....24
0.....	Had Intercepted.....1
56.....	Total Offensive Plays.....86
333.....	Total Net Yards.....373
0-0.....	Fumbles-Lost.....0-0
5-58.....	Penalties-Yards.....6-64
1-72-1.....	Interceptions-Yards-TD.....0-0-0
5-192.....	Punts-Yards.....6-304
38.4.....	Avg. Yard/Punt.....40.7
2-27-0.....	Punt Return-Yards-TD.....1--1-0
5-120-0.....	Kickoff Return-Yards-TD.....3-38-0
21:02.....	Possession Time.....38:58
5/13.....	Third-Down Conversions.....9/20
2-18.....	Sacks By-Yards.....2-13

INDIVIDUAL LEADERS

RUSHING:

NEB—Newby 16-43-0
NU—Thorson 9-126-1

PASSING:

NEB—Armstrong Jr., 24-48-1/291/1
NU—Thorson 13-28-0/177/1

RECEIVING:

NEB—Westerkamp 5-92-0
NU—Vitale 5-55-1

GAMEDAY PHOTOS



GAME NINE: PENN STATE



Nov. 7, 2015

RYAN FIELD

ATTENDANCE: 34,116

PENN STATE
#21 NORTHWESTERN

21
23

EVANSTON, ILL. — A strong first half, Justin Jackson's career-high 186 rushing yards and Jack Mitchell's game-winning 35-yard field goal with nine seconds remaining gave Northwestern a 23-21 win over Penn State on Saturday at Ryan Field.

Solomon Vault added a 96-yard kickoff return for a touchdown, his second of the season and third of his career, both school records. Anthony Walker recorded three tackles for a loss, and Nick VanHoose made a key late interception for his second pick in the last two weeks.

The Wildcats, who came into the game 17th in the nation in points allowed per game, held Penn State to nine total yards on the Nittany Lions' first four drives of the game. Matthew Harris, returning for the first time since sustaining an injury against Michigan, made a key pass breakup on a long attempt in one-on-one coverage.

After a scoreless first quarter, Northwestern began its fifth drive of the game at its own 41-yard line. Junior running back Warren Long broke free for a 35-yard run to bring the 'Cats within 15 yards of the game's first score. Two plays later, quarterback Zack Oliver — who replaced an injured Clayton Thorson — found Christian Jones in the end zone on a 14-yard strike, the senior receiver's second touchdown of the season.

One drive later, Jackson broke free down the sideline for a 48-yard gain. A defensive pass interference call followed by another big run by Jackson, this time for a mere 25 yards, brought the 'Cats to the 1-yard line, and Oliver punched it in on the ground to give Northwestern a two-touchdown edge. The extra point attempt failed, however, keeping NU's lead at 13-0.

The Nittany Lions marched downfield quickly on the ensuing drive, going 78 yards in just over three-and-a-half minutes, capped off by a 7-yard touchdown run by running back Saquon Barkley. But Vault, already with a kick return for a touchdown on the season, one-upped Penn State with a 96-yard runback. The return gave the 'Cats a 20-7 lead, which they would carry into halftime.

Penn State found the end zone for the second time courtesy of a trick play. Senior receiver Geno Lewis picked up a fumble after an attempted reverse play, then fired a 32-yard touchdown to DaeSean Hamilton to make it 20-14.

Penn State took its first lead of the game, 21-20, on a five-play 71-yard drive, highlighted by a 26-yard completion to Chris Godwin and capped off by a 13-yard run by Barkley, his sixth rushing touchdown of the year.

The Lions threatened again on their next drive, taking the ball to Northwestern's 30-yard line, but VanHoose jumped a pass attempt on a curl route and made a leaping interception, his second in two weeks. The pick was Hackenberg's first since the third game of the season, a span of 203 pass attempts. The Wildcats responded with a 30-yard drive, which included Mike McHugh's 14-yard catch, but they were forced to punt from Penn State's 38-yard line.

Following a big defensive stop thanks to a pair of big tackles by linebacker Nate Hall, the 'Cats took over at their 46-yard line with just over two minutes left. Oliver completed a game-saving 23-yard pass on 3rd-and-15 to Austin Carr, and from there Jackson chipped away on the ground, taking Northwestern to the 18-yard line. Mitchell nailed the 35-yard attempt with nine seconds left to give the Wildcats the heart-stopping victory.

SCORING SUMMARY

PENN STATE	0	7	7	7	—	21
#21 NORTHWESTERN	0	20	0	3	—	23

First Quarter:

Second Quarter: 12:56 NU—Jones 14 catch (Mitchell kick); 6:00 NU—Oliver 1 run (Mitchell kick failed); 2:18 PSU—Barkley 7 run (Davis kick); 2:04 NU—Vault 96 kick return (Mitchell kick)

Third Quarter: 5:04 PSU—Hamilton 32 catch (Davis kick)

Fourth Quarter: 12:22 PSU—Barkley 13 run (Davis kick); 00:09 NU—Mitchell 35 FG

GAME STATISTICS

GAME STATISTICS		
PSU		NU
17	First Downs	22
30	Rushing Attempts	47
148	Yards Gained Rushing	264
23	Yards Lost Rushing	37
125	Net Yards Rushing	227
237	Net Yards Passing	169
41	Passes Attempted	32
22	Passes Completed	16
1	Had Intercepted	1
71	Total Offensive Plays	79
362	Total Net Yards	396
1-1	Fumbles-Lost	4-0
9-70	Penalties-Yards	7-80
1-0-0	Interceptions-Yards-TD	1-4-0
11-438	Punts-Yards	8-294
39.8	Avg. Yard/Punt	36.8
2-9-0	Punt Return-Yards-TD	3-8-0
3-56-0	Kickoff Return-Yards-TD	3-119-1
30:41	Possession Time	29:19
4/17	Third-Down Conversions	6/17
6-32	Sacks By-Yards	2-10

RUSHING:

NU—Jackson 28-186-0
PSU—Barkley 25-120-2

INDIVIDUAL LEADERS

PASSING:

NU—Oliver 11-24-1/111/1
PSU—Hackenberg 21-40-1/205/0


RECEIVING:

NU—Vitale 4-40-0
PSU—Godwin 8-104-0

GAMEDAY PHOTOS



GAME 10: PURDUE



Nov. 14, 2015

RYAN FIELD

ATTENDANCE: — 30,003

PURDUE #18 NORTHWESTERN

14
21

EVANSTON, ILL. — Justin Jackson rushed for 119 yards and the game-winning touchdown, Warren Long added two scores on the ground and Northwestern racked up 250 rushing yards in a 21-14 win over Purdue on Saturday to close out the 2015 home schedule.

Sophomore linebacker Anthony Walker recorded 14 tackles, including two for a loss, and Traveon Henry snagged his second interception in the last four games. After Purdue's opening drive, Northwestern limited the Boilermakers to one touchdown for the rest of the game.

The 'Cats received the opening kickoff and quickly marched downfield, finding the end zone after just seven plays on a clinical 75-yard drive. Jackson took the ball into Purdue territory on his first carry, a 12-yard pickup, and Long broke free down the sideline four plays later for a 32-yard touchdown run, putting the Wildcats on the board less than three minutes into the game.

Purdue immediately responded on its first offensive play. Receiver Domonique Young gained separation and hauled in a 68-yard touchdown to level the score at seven apiece.

A Purdue turnover gave Northwestern the ball at Purdue's 41-yard line, and on the first play of the ensuing drive, Miles Shuler came around the edge on a reverse and found enough space for a 26-yard run to the 15-yard line. The 'Cats stayed on the ground for the rest of the drive, and Long broke the deadlock with his second touchdown of the game, this time a 1-yard rush up the middle.

On what proved to be the game-winning drive, Northwestern chipped away on the ground and brought the ball to the Purdue 37-yard line, but faced 3rd-and-14. Thorson, showing resiliency at the end after a tough start, broke off back-to-back 16-yard runs, and Jackson ran it in from two yards out to give the 'Cats their first lead since the beginning of the third quarter.

Purdue started its last drive with just over 4:30 left, but managed to pick up only two yards thanks to excellent coverage by Northwestern's secondary. The Boilermakers punted with 3:39 left, and the 'Cats picked up two first downs – including a 20-yard run by Jackson – and ran out the clock. The sophomore back moved over 1,000 rushing yards for the second straight season and now ranks eighth all-time at Northwestern.

SCORING SUMMARY

PURDUE	7	0	7	0	—	14
#18 NORTHWESTERN	7	7	0	7	—	21
First Quarter: 12:19 NU—Long 32 run (Mitchell kick); 12:03 PUR—Young 68 catch (Griggs kick)						
Second Quarter: 7:40 NU—Long 1 run (Mitchell kick)						
Third Quarter: 12:03 PUR—Jones 2 run (Griggs kick)						
Fourth Quarter: 4:37 NU—Jackson 2 run (Mitchell kick)						

GAME STATISTICS

GAME STATISTICS		
PUR		NU
18	First Downs	22
30	Rushing Attempts	47
92	Yards Gained Rushing	264
19	Yards Lost Rushing	14
73	Net Yards Rushing	250
287	Net Yards Passing	132
45	Passes Attempted	24
26	Passes Completed	11
1	Had Intercepted	2
75	Total Offensive Plays	72
360	Total Net Yards	382
1-0	Fumbles-Lost	1-1
6-60	Penalties-Yards	4-23
2-21-0	Interceptions-Yards-TD	1-0-0
7-215	Punts-Yards	5-214
30.7	Avg. Yard/Punt	42.8
2-3-0	Punt Return-Yards-TD	0-0-0
3-55-0	Kickoff Return-Yards-TD	1-37-0
28:32	Possession Time	31:37
8/19	Third-Down Conversions	8/17
2-7	Sacks By-Yards	2-6

INDIVIDUAL LEADERS

RUSHING:
NU—Jackson 24-116-1
PUR—Jones 13-58-1

PASSING:
NU—Thorson 9-19-1/82/1
PUR—Blough 26-45-1/287/1

RECEIVING:
NU—Vault 2-53-0
PUR—Young 5-107-1

GAMEDAY PHOTOS



GAME 11: WISCONSIN

GAMEDAY PHOTOS

THE OFFICIAL FLIP CARD OF WISCONSIN FOOTBALL

CHS
GAMEDAY SPONSOR



Nov. 21, 2015

CAMP RANDALL STADIUM

ATTENDANCE: — 75,276

#20 NORTHWESTERN

13

#25 WISCONSIN

7

MADISON, Wis. — After the first winter storm of the year blanketed Camp Randall in snow overnight, No. 20 Northwestern's defense smothered No. 25 Wisconsin Saturday afternoon, finishing the game with a bonkers goal-line stand to preserve a 13-7 victory and move the Wildcats to 9-2 on the season.

Northwestern built a 10-0 lead at the half. The defense held Wisconsin to just 50 total yards in the period, including -19 on the ground, while forcing a pair of turnovers. Deonte Gibson recorded two sacks to lead a three-sack first-half effort for the #BIGCats.

Overall in the game, Northwestern's defense took the ball away five times and limited Wisconsin to an NU-record -26 yards rushing on 11 tackles for loss. The rushing yards total broke the previous single-game Wildcats record, which previously was four yards set in 2008 against Ohio.

Justin Jackson led Northwestern's ground attack with his third-straight 100-yard game and the 13th of the sophomore's career. He finished with 139 yards on 35 carries.

On Wisconsin's second drive of the game, Ifeadi Odenigbo got to Badgers quarterback Joel Stave, resulting in a wild pass that Nick VanHoose picked off at the UW 19-yard-line. Northwestern took almost immediate advantage with Jackson finding the end zone from eight yards out for an early 7-0 NU lead.

NU struggled to get its offense going again until the final drive of the half. Jackson sparked the Wildcats with a 32-yard run on the first play, eventually leading to a 35-yard Jack Mitchell field goal as time expired to send Northwestern into the locker room on top, 10-0.

The Wildcats took the opening drive of the second half into Badgers territory before being stopped on fourth-and-1 at the 35-yard line. Wisconsin responded with its first sustained offense of the contest, using a 42-yard completion from Stave to Jazz Peavy to get down inside the NU 10-yard-line before Corey Clement scored to cut the Wildcats' lead to 10-7 with 8:24 remaining in the third quarter.

Midway through the fourth quarter, Northwestern ended one Wisconsin drive with a Tyler Lancaster forced fumble that CJ Robbins recovered, then -- after failing to score -- the Wildcats ended the next Badgers drive with a Walker interception at the UW 23-yard-line. This time, Mitchell converted a 37-yard field goal to extend the lead to 13-7.

Wisconsin got the ball back for one final drive, and madness ensued. The Badgers drove down the field and appeared to have a game-tying touchdown, but the runner was ruled down short of the line. Then, Wisconsin tossed another ball into the end zone, but the receiver bobbled it after hitting the ground, resulting in another touchdown overturned by review.

Gibson then busted through the line for his third sack on the game, pushing the Badgers back to the 11-yard-line. Wisconsin was able to get a snap off to spike the ball, giving it one final shot at the end zone, but the pass went incomplete to seal the victory.

SCORING SUMMARY

#20 NORTHWESTERN	7	3	0	3	—	13
#25 WISCONSIN	0	0	7	0	—	7

First Quarter: 9:12 NU—Jackson 8 run (Mitchell kick)

Second Quarter: 00:00 NU—Mitchell 35 FG

Third Quarter: 8:24 WIS—Clement 9 run (Gaglianone kick)

Fourth Quarter: 4:00 NU—Mitchell 37 FG

GAME STATISTICS

NU	WIS
12..... First Downs.....	14
50..... Rushing Attempts.....	26
175..... Yards Gained Rushing.....	47
26..... Yards Lost Rushing.....	73
149..... Net Yards Rushing.....	-26
60..... Net Yards Passing.....	229
20..... Passes Attempted.....	36
9..... Passes Completed.....	20
0..... Had Intercepted.....	2
70..... Total Offensive Plays.....	62
209..... Total Net Yards.....	203
0-0..... Fumbles-Lost.....	5-3
7-46..... Penalties-Yards.....	2-25
2-3-0..... Interceptions-Yards-TD.....	0-0-0
8-312..... Punts-Yards.....	2-107
39.0..... Avg. Yard/Punt.....	53.5
0-0-0..... Punt Return-Yards-TD.....	3-10-0
2-38-0..... Kickoff Return-Yards-TD.....	1-22-0
32:03..... Possession Time.....	27:57
7/20..... Third-Down Conversions.....	2/13
6-50..... Sacks By-Yards.....	1-10

INDIVIDUAL LEADERS

RUSHING:

WIS—Clement 10-24-1
NU—Jackson 35-139-1

PASSING:

WIS—Stave 20-34-2/229/0
NU—Thorson 9-20-0/60/0

RECEIVING:

WIS—Peavy 5-88-0
NU—Dickerson G. 2-24-0



GAME 12: ILLINOIS



Nov. 28, 2015
SOLDIER FIELD
ATTENDANCE: — 33,514

#16 NORTHWESTERN 24
ILLINOIS 14

MADISON, Wis. — After the first winter storm of the year blanketed Camp Randall in snow overnight, No. 20 Northwestern's defense smothered No. 25 Wisconsin Saturday afternoon, finishing the game with a bonkers goal-line stand to preserve a 13-7 victory and move the Wildcats to 9-2 on the season.

Northwestern built a 10-0 lead at the half. The defense held Wisconsin to just 50 total yards in the period, including -19 on the ground, while forcing a pair of turnovers. Deonte Gibson recorded two sacks to lead a three-sack first-half effort for the #BIGCats.

Overall in the game, Northwestern's defense took the ball away five times and limited Wisconsin to an NU-record -26 yards rushing on 11 tackles for loss. The rushing yards total broke the previous single-game Wildcats record, which previously was four yards set in 2008 against Ohio.

Justin Jackson led Northwestern's ground attack with his third-straight 100-yard game and the 13th of the sophomore's career. He finished with 139 yards on 35 carries.

On Wisconsin's second drive of the game, Ifeadi Odenigbo got to Badgers quarterback Joel Stave, resulting in a wild pass that Nick VanHoose picked off at the UW 19-yard-line. Northwestern took almost immediate advantage with Jackson finding the end zone from eight yards out for an early 7-0 NU lead.

NU struggled to get its offense going again until the final drive of the half. Jackson sparked the Wildcats with a 32-yard run on the first play, eventually leading to a 35-yard Jack Mitchell field goal as time expired to send Northwestern into the locker room on top, 10-0.

The Wildcats took the opening drive of the second half into Badgers territory before being stopped on fourth-and-1 at the 35-yard line. Wisconsin responded with its first sustained offense of the contest, using a 42-yard completion from Stave to Jazz Peavy to get down inside the NU 10-yard-line before Corey Clement scored to cut the Wildcats' lead to 10-7 with 8:24 remaining in the third quarter.

Midway through the fourth quarter, Northwestern ended one Wisconsin drive with a Tyler Lancaster forced fumble that CJ Robbins recovered, then -- after failing to score -- the Wildcats ended the next Badgers drive with a Walker interception at the UW 23-yard-line. This time, Mitchell converted a 37-yard field goal to extend the lead to 13-7.

Wisconsin got the ball back for one final drive, and madness ensued. The Badgers drove down the field and appeared to have a game-tying touchdown, but the runner was ruled down short of the line. Then, Wisconsin tossed another ball into the end zone, but the receiver bobbled it after hitting the ground, resulting in another touchdown overturned by review.

Gibson then busted through the line for his third sack on the game, pushing the Badgers back to the 11-yard-line. Wisconsin was able to get a snap off to spike the ball, giving it one final shot at the end zone, but the pass went incomplete to seal the victory.

SCORING SUMMARY

#16 NORTHWESTERN	14	7	0	3	—	24
ILLINOIS	7	0	7	0	—	14

First Quarter: 8:59 ILL—Lunt 1 run (Zalewski kick); 6:35 NU—Vitale 19 catch (Mitchell kick); 1:21 NU—Long 3 run (Mitchell kick)
Second Quarter: 11:41 NU—Jackson 3 run (Mitchell kick)
Third Quarter: 00:45 ILL—Monheim 58 interception return (Zalewski kick)
Fourth Quarter: 11:27 NU—Mitchell 39 FG

GAME STATISTICS

NU	ILL
18.....	First Downs.....16
54.....	Rushing Attempts.....31
226.....	Yards Gained Rushing.....108
22.....	Yards Lost Rushing.....30
204.....	Net Yards Rushing.....78
146.....	Net Yards Passing.....241
25.....	Passes Attempted.....41
12.....	Passes Completed.....20
1.....	Had Intercepted.....1
79.....	Total Offensive Plays.....72
350.....	Total Net Yards.....319
2-1.....	Fumbles-Lost.....1-0
1-10.....	Penalties-Yards.....5-55
1-0-0.....	Interceptions-Yards-TD.....1-58-1
8-304.....	Punts-Yards.....7-287
38.0.....	Avg. Yard/Punt.....41.0
0-0-0.....	Punt Return-Yards-TD.....2-19-0
3-44-0.....	Kickoff Return-Yards-TD.....3-68-0
33:26.....	Possession Time.....26:34
6/18.....	Third-Down Conversions.....6/18
2-15.....	Sacks By-Yards.....3-15

INDIVIDUAL LEADERS

RUSHING:	PASSING:	RECEIVING:
ILL—Vaughn 12-62-0	ILL—Lunt 20-41-1/241/0	ILL—Ferguson 7-100-0
NU—Jackson 37-172-1	NU—Thorson 12-25-1/146/1	NU—Carr 3-61-0

GAMEDAY PHOTOS



The Automated ScoreBook
Northwestern Game Results (as of Nov 30, 2015)
All games

Date	Opponent	Score	Overall Record	Conference Record	Time	Attend
----	-----	-----	-----	-----	----	-----
Sep 05, 2015	#21 STANFORD	W 16-6	1- 0- 0	0- 0- 0	3:00	36024
Sep 12, 2015	EASTERN ILLINOIS	W 41-0	2- 0- 0	0- 0- 0	2:49	29131
Sep 19, 2015	at Duke	W 19-10	3- 0- 0	0- 0- 0	3:13	24127
Sep 26, 2015	BALL STATE	W 24-19	4- 0- 0	0- 0- 0	3:32	30107
* Oct 03, 2015	MINNESOTA	W 27-0	5- 0- 0	1- 0- 0	2:52	30044
* Oct 10, 2015	at #18 Michigan	0-38 L	5- 1- 0	1- 1- 0	3:07	110452
* Oct 17, 2015	#17 IOWA	10-40 L	5- 2- 0	1- 2- 0	3:24	44135
* Oct 24, 2015	at Nebraska	W 30-28	6- 2- 0	2- 2- 0	3:30	89493
* Nov 7, 2015	PENN STATE	W 23-21	7- 2- 0	3- 2- 0	3:34	34116
* Nov 14, 2015	PURDUE	W 21-14	8- 2- 0	4- 2- 0	3:14	30003
* Nov 21, 2015	at #25 Wisconsin	W 13-7	9- 2- 0	5- 2- 0	2:56	75276
* Nov 28, 2015	at Illinois	W 24-14	10- 2- 0	6- 2- 0	3:24	33514

* indicates conference game

Opponent	Score	-----FIRST DOWNS-----				---RUSHING---		-----PASSING-----			--TOTAL OFFENSE--		Return	Turn-
-----	-----	Total	Rush	Pass	Pen	Number-Yards		Comp-Att-Int	Yards		Plays-Yards		Yards	Overs
-----	-----	--/--	--/--	--/--	--/--	-----/-----		-----/-----	--/--		----- / -----		--/--	--/--
STANFORD.....	16-6	17/17	9/6	8/8	0/3	54-225 / 27-85		12-25- 0 / 20-35- 1	105/155		79-330 / 62-240		47/82	0/2
EASTERN ILLINOIS....	41-0	28/8	18/6	9/2	1/0	69-344 / 29-70		11-16- 0 / 10-20- 2	152/68		85-496 / 49-138		116/128	1/2
Duke.....	19-10	15/16	11/9	4/6	0/1	54-201 / 35-177		9-23- 2 / 24-39- 1	70/150		77-271 / 74-327		148/103	2/3
BALL STATE.....	24-19	23/18	12/8	11/8	0/2	57-290 / 34-181		18-31- 1 / 14-35- 0	256/178		88-546 / 69-359		60/46	3/1
MINNESOTA.....	27-0	16/11	7/6	9/5	0/0	51-184 / 33-74		14-19- 0 / 15-32- 1	128/99		70-312 / 65-173		68/68	0/2
Michigan.....	0-38	13/21	3/11	9/10	1/0	25-38 / 46-201		15-33- 1 / 17-23- 0	130/179		58-168 / 69-380		75/133	1/0
IOWA.....	10-40	13/24	5/14	6/9	2/1	26-51 / 51-294		20-43- 1 / 16-27- 1	147/198		69-198 / 78-492		132/4	3/1
Nebraska.....	30-28	15/22	5/6	8/13	2/3	28-156 / 38-82		13-28- 0 / 24-48- 1	177/291		56-333 / 86-373		219/37	0/1
PENN STATE.....	23-21	22/17	8/6	12/8	2/3	47-227 / 30-125		16-32- 1 / 22-41- 1	169/237		79-396 / 71-362		131/65	1/2
PURDUE.....	21-14	21/18	11/5	7/12	3/1	48-250 / 30-73		11-24- 2 / 26-45- 1	132/287		72-382 / 75-360		37/79	3/1
Wisconsin.....	13-7	12/14	5/3	6/11	1/0	50-149 / 26--26		9-20- 0 / 20-36- 2	60/229		70-209 / 62-203		51/32	0/5
Illinois.....	24-14	18/16	8/5	7/11	3/0	54-204 / 31-78		12-25- 1 / 20-41- 1	146/241		79-350 / 72-319		44/145	2/1
Totals.....	248-197	213/202	102/85	96/103	15/14	563-2319/410-1414		160-319- 9/228-422-12	1672/2312		882-3991/ 832-3726		1128/922	16/21

Note: Game totals are displayed in the format TEAM/OPPONENT for each category

The Automated ScoreBook
Northwestern Overall Team Statistics (as of Nov 28, 2015)
All games

Team Statistics	NU	OPP
SCORING	248	197
Points Per Game	20.7	16.4
Points Off Turnovers	51	34
FIRST DOWNS	213	202
Rushing	102	85
Passing	96	103
Penalty	15	14
RUSHING YARDAGE	2319	1414
Yards gained rushing	2636	1730
Yards lost rushing	317	316
Rushing Attempts	563	410
Average Per Rush	4.1	3.4
Average Per Game	193.2	117.8
TDs Rushing	15	16
PASSING YARDAGE	1672	2312
Comp-Att-Int	160-319-9	228-422-12
Average Per Pass	5.2	5.5
Average Per Catch	10.4	10.1
Average Per Game	139.3	192.7
TDs Passing	8	5
TOTAL OFFENSE	3991	3726
Total Plays	882	832
Average Per Play	4.5	4.5
Average Per Game	332.6	310.5
KICK RETURNS: #-Yards	30-765	36-746
PUNT RETURNS: #-Yards	13-108	15-32
INT RETURNS: #-Yards	12-228	9-144
KICK RETURN AVERAGE	25.5	20.7
PUNT RETURN AVERAGE	8.3	2.1
INT RETURN AVERAGE	19.0	16.0
FUMBLES-LOST	20-7	18-9
PENALTIES-Yards	55-481	52-450
Average Per Game	40.1	37.5
PUNTS-Yards	79-3030	87-3718
Average Per Punt	38.4	42.7
Net punt average	37.4	37.8
KICKOFFS-Yards	57-3349	46-2823
Average Per Kick	58.8	61.4
Net kick average	37.8	36.0
TIME OF POSSESSION/Game	30:08	29:52
3RD-DOWN Conversions	90/215	60/194
3rd-Down Pct	42%	31%
4TH-DOWN Conversions	3/9	9/21
4th-Down Pct	33%	43%
SACKS BY-Yards	28-174	25-156
MISC YARDS	0	0
TOUCHDOWNS SCORED	28	24
FIELD GOALS-ATTEMPTS	18-26	10-16
ON-SIDE KICKS	0-0	0-0
RED-ZONE SCORES	(32-38) 84%	(23-31) 74%
RED-ZONE TOUCHDOWNS	(15-38) 39%	(16-31) 52%
PAT-ATTEMPTS	(26-28) 93%	(21-23) 91%
ATTENDANCE	233560	332862
Games/Avg Per Game	7/33366	5/66572
Neutral Site Games		0/0

Score by Quarters	1st	2nd	3rd	4th	OT	Total
Northwestern	51	98	53	46	0	248
Opponents	56	41	58	42	0	197

The Automated ScoreBook
Northwestern Overall Individual Statistics (as of Nov 28, 2015)
All games

Rushing	gp	att	gain	loss	net	avg	td	lg	avg/g
Jackson, Justin	12	298	1391	47	1344	4.5	4	62	112.0
Thorson, Clayton	12	88	503	129	374	4.2	5	68	31.2
Long, Warren	12	56	330	9	321	5.7	5	55	26.8
Vault, Solomon	12	55	183	24	159	2.9	0	15	13.2
Acker, Corey	11	5	57	0	57	11.4	0	31	5.2
Anderson, Auston	5	11	61	5	56	5.1	0	22	11.2
Roberts, Jelani	11	10	49	13	36	3.6	0	11	3.3
Shuler, Miles	11	2	30	0	30	15.0	0	26	2.7
Hruby, Tom	8	8	25	0	25	3.1	0	9	3.1
Alviti, Matt	2	3	5	7	-2	-0.7	0	5	-1.0
Carr, Austin	11	1	0	7	-7	-7.0	0	0	-0.6
Oliver, Zack	6	8	2	32	-30	-3.8	1	1	-5.0
TEAM	9	18	0	44	-44	-2.4	0	0	-4.9
Total	12	563	2636	317	2319	4.1	15	68	193.2
Opponents	12	410	1730	316	1414	3.4	16	41	117.8

Passing	gp	effic	comp-att-int	pct	yds	td	lg	avg/g
Thorson, Clayton	12	99.69	142-275-7	51.6	1465	7	66	122.1
Oliver, Zack	6	81.70	17-40-2	42.5	195	1	37	32.5
Alviti, Matt	2	66.93	1-3-0	33.3	12	0	12	6.0
Scanlan, Andrew	8	0.00	0-1-0	0.0	0	0	0	0.0
Total	12	96.82	160-319-9	50.2	1672	8	66	139.3
Opponents	12	98.27	228-422-12	54.0	2312	5	68	192.7

Receiving	gp	no.	yds	avg	td	lg	avg/g
Vitale, Dan	12	33	355	10.8	4	66	29.6
Jones, Christian	12	23	234	10.2	2	20	19.5
Jackson, Justin	12	19	147	7.7	0	28	12.2
McHugh, Mike	12	16	160	10.0	0	34	13.3
Carr, Austin	11	14	276	19.7	2	48	25.1
Shuler, Miles	11	13	132	10.2	0	39	12.0
Dickerson, Garrett	11	11	113	10.3	0	26	10.3
Vault, Solomon	12	8	76	9.5	0	37	6.3
Roberts, Jelani	11	8	48	6.0	0	12	4.4
Nagel, Flynn	6	4	47	11.8	0	24	7.8
Dickerson, Cameron	8	4	34	8.5	0	12	4.2
Long, Warren	12	2	23	11.5	0	14	1.9
Kidd, Garrett	10	2	15	7.5	0	9	1.5
Buckley, Stephen	10	2	12	6.0	0	7	1.2
Thorson, Clayton	12	1	0	0.0	0	0	0.0
Total	12	160	1672	10.4	8	66	139.3
Opponents	12	228	2312	10.1	5	68	192.7

Punt Returns	no.	yds	avg	td	lg
Shuler, Miles	11	110	10.0	0	55
Nagel, Flynn	2	-2	-1.0	0	1
Total	13	108	8.3	0	55
Opponents	15	32	2.1	0	17

Interceptions	no.	yds	avg	td	lg
Harris, Matthew	4	94	23.5	1	71
VanHoose, Nick	3	76	25.3	1	72
Henry, Traveon	2	20	10.0	0	20
Walker, Anthony	1	3	3.0	0	3
Lowry, Dean	1	18	18.0	0	18
Queiro, Kyle	1	17	17.0	0	17
Total	12	228	19.0	2	72
Opponents	9	144	16.0	2	58

Kick Returns	no.	yds	avg	td	lg
Vault, Solomon	23	620	27.0	2	98
Shuler, Miles	4	93	23.2	0	30
McShepard, Marcus	1	17	17.0	0	17
Vitale, Dan	1	16	16.0	0	16
Roberts, Jelani	1	19	19.0	0	19
Total	30	765	25.5	2	98
Opponents	36	746	20.7	1	96

Fumble Returns	no.	yds	avg	td	lg
Walker, Anthony	2	17	8.5	1	13
Lowry, Dean	1	10	10.0	0	10
Total	3	27	9.0	1	13
Opponents	1	0	0.0	0	0

The Automated ScoreBook
Northwestern Overall Individual Statistics (as of Nov 28, 2015)
All games

Scoring	td	fg	PAT				dpx	saf	pts
			kick	rush	rcv	pass			
Mitchell, Jack	-	18-26	25-27	-	-	-	-	-	79
Thorson, Clayton	5	-	-	-	-	-	-	-	30
Long, Warren	5	-	-	-	-	-	-	-	30
Vitale, Dan	4	-	-	-	-	-	-	-	24
Jackson, Justin	4	-	-	-	-	-	-	-	24
Jones, Christian	2	-	-	-	-	-	-	-	12
Vault, Solomon	2	-	-	-	-	-	-	-	12
Carr, Austin	2	-	-	-	-	-	-	-	12
Oliver, Zack	1	-	-	-	-	-	-	-	6
VanHoose, Nick	1	-	-	-	-	-	-	-	6
Harris, Matthew	1	-	-	-	-	-	-	-	6
Walker, Anthony	1	-	-	-	-	-	-	-	6
Omilian, Arthur	-	-	1-1	-	-	-	-	-	1
Total	28	18-26	26-28	-	-	-	-	-	248
Opponents	24	10-16	21-23	-	-	0-1	-	1	197

Total Offense	g	plays	rush	pass	total	avg/g
Thorson, Clayton	12	363	374	1465	1839	153.2
Jackson, Justin	12	298	1344	0	1344	112.0
Long, Warren	12	56	321	0	321	26.8
Oliver, Zack	6	48	-30	195	165	27.5
Vault, Solomon	12	55	159	0	159	13.2
Acker, Corey	11	5	57	0	57	5.2
Anderson, Auston	5	11	56	0	56	11.2
Roberts, Jelani	11	10	36	0	36	3.3
Shuler, Miles	11	2	30	0	30	2.7
Hruby, Tom	8	8	25	0	25	3.1
Alviti, Matt	2	6	-2	12	10	5.0
Carr, Austin	11	1	-7	0	-7	-0.6
TEAM	9	18	-44	0	-44	-4.9
Total	12	882	2319	1672	3991	332.6
Opponents	12	832	1414	2312	3726	310.5

Field Goals	fg	pct.	01-19	20-29	30-39	40-49	50-99	lg	blk
Mitchell, Jack	18-26	69.2	2-2	7-9	7-8	2-7	0-0	49	0

FG Sequence	Northwestern	Opponents
Stanford	(31),48,(19),(49)	(29),(37)
Eastern Illinois	(22),(33)	-
Duke	(37),(44)	(38)
Ball State	(21),26	(30),43,40,(36)
Minnesota	(25),41,(23)	-
Michigan	42	(47)
Iowa	(20)	(36),34,(22)
Nebraska	(28),(18),(27)	(43),(48)
Penn State	39,47,(35)	-
Purdue	-	43
Wisconsin	27,(35),40,(37)	-
Illinois	(39)	48,27

Punting	no.	yds	avg	lg	tb	fc	i20	50+	blk
Niswander, Hunter	78	2989	38.3	56	2	29	21	5	0
TEAM	1	41	41.0	41	0	0	0	0	1
Total	79	3030	38.4	56	2	29	21	5	1
Opponents	87	3718	42.7	71	16	21	30	25	0

Kickoffs	no.	yds	avg	tb	ob	retn	net	ydln
Micucci, Matt	32	1841	57.5	7	1			
Mitchell, Jack	24	1463	61.0	11	0			
Omilian, Arthur	1	45	45.0	0	0			
Total	57	3349	58.8	18	1	20.7	37.8	27
Opponents	46	2823	61.4	16	0	25.5	36.0	28

Numbers in (parentheses) indicate field goal was made.

The Automated ScoreBook
Northwestern Overall Individual Statistics (as of Nov 28, 2015)
All games

All Purpose	g	rush	rcv	pr	kr	ir	total	avg/g
Jackson, Justin	12	1344	147	0	0	0	1491	124.2
Vault, Solomon	12	159	76	0	620	0	855	71.2
Thorson, Clayto	12	374	0	0	0	0	374	31.2
Vitale, Dan	12	0	355	0	16	0	371	30.9
Shuler, Miles	11	30	132	110	93	0	365	33.2
Long, Warren	12	321	23	0	0	0	344	28.7
Carr, Austin	11	-7	276	0	0	0	269	24.5
Jones, Christian	12	0	234	0	0	0	234	19.5
McHugh, Mike	12	0	160	0	0	0	160	13.3
Dickerson, Garr	11	0	113	0	0	0	113	10.3
Roberts, Jelani	11	36	48	0	19	0	103	9.4
Harris, Matthew	10	0	0	0	0	94	94	9.4
VanHoose, Nick	12	0	0	0	0	76	76	6.3
Acker, Corey	11	57	0	0	0	0	57	5.2
Anderson, Austo	5	56	0	0	0	0	56	11.2
Nagel, Flynn	6	0	47	-2	0	0	45	7.5
Dickerson, Cam	8	0	34	0	0	0	34	4.2
Hruby, Tom	8	25	0	0	0	0	25	3.1
Henry, Traveon	11	0	0	0	0	20	20	1.8
Lowry, Dean	12	0	0	0	0	18	18	1.5
Queiro, Kyle	5	0	0	0	0	17	17	3.4
McShepard, Mar	12	0	0	0	17	0	17	1.4
Kidd, Garrett	10	0	15	0	0	0	15	1.5
Buckley, Stephe	10	0	12	0	0	0	12	1.2
Walker, Anthony	12	0	0	0	0	3	3	0.2
Alviti, Matt	2	-2	0	0	0	0	-2	-1.0
Oliver, Zack	6	-30	0	0	0	0	-30	-5.0
TEAM	9	-44	0	0	0	0	-44	-4.9
Total	12	2319	1672	108	765	228	5092	424.3
Opponents	12	1414	2312	32	746	144	4648	387.3

The Automated ScoreBook
Northwestern Overall Defensive Statistics (as of Nov 28, 2015)
All games

##	Defensive Leaders	gp	Tackles				Sacks no-yds	Pass defense			Fumbles		blkd	
			ua	a	tot	tfl/yds		int-yds	brup	qbh	rcv-yds	ff	kick	saf
1B	Walker, Anthony	12	58	55	113	19.5-55	3.0-16	1-3	4	2	3-17	1	.	.
16	Igwebuike, Godwin	12	43	30	73	4.0-11	.	.	5	2	1-0	1	.	.
2	Henry, Traveon	11	40	18	58	3.0-11	1.0-6	2-20	4	.	1-0	.	.	.
55	Smith, Drew	12	32	22	54	8.0-21	2.0-6	.	1	3	.	1	.	.
32	Hall, Nate	12	22	28	50	2.5-3	.	.	2	4
94	Lowry, Dean	12	27	19	46	13.5-51	3.0-28	1-18	6	8	1-10	.	1	.
51	Prater, Jaylen	9	25	21	46	1.0-10	1.0-10	.	1
27	Harris, Matthew	10	30	15	45	1.0-3	.	4-94	12	.	1-0	1	.	.
23	VanHoose, Nick	12	28	13	41	1.0-7	.	3-76	12	1	.	1	.	.
1A	Gibson, Deonte	12	18	20	38	12.5-56	9.0-50	.	.	5
3	Watkins II, Keith	11	27	11	38	1.0-1	.	.	3
67	Lancaster, Tyler	12	16	14	30	5.5-13	1.5-8	.	2	1	.	2	.	.
7	Odenigbo, Ifeadi	11	11	7	18	4.0-22	4.0-22	.	.	3
42	Jones, Joseph	12	12	4	16	2.0-8	1.0-5
90	Robbins, C.J.	11	4	11	15	.	.	.	1	.	1-0	.	.	.
95	Thompson, Jordan	12	6	7	13	0.5-2	.	.	1
17	McShepard, Marcus	12	10	2	12
98	Washington, Xavier	12	8	4	12	2.5-8	.	.	1	8
93	Kuhar, Greg	10	5	6	11	.	.	.	1
26	Brown, Terrance	9	3	7	10
41	McGee, Jared	5	2	4	6
2A	Queiro, Kyle	5	3	3	6	.	.	1-17
53	Queiro, Cameron	12	5	.	5	1.0-1
1	Chapman, Max	12	2	2	4	1.5-15	1.5-15	.	1
13	Long, Warren	12	3	1	4	1-0	1	.	.
24	Hartage, Montre	12	3	1	4
21	Jackson, Justin	12	3	.	3
36	Acker, Corey	11	2	1	3
99	Oxley, Ben	6	.	3	3
80	Carr, Austin	11	2	.	2
3B	Micucci, Matt	7	1	1	2
9	Dickerson, Garrett	11	2	.	2
35	Hruby, Tom	8	.	2	2
8A	Buckley, Stephen	10	.	2	2
68	Mahoney, Connor	9	1	.	1
5	Shuler, Miles	11	1	.	1
7A	Mitchell, Jack	12	1	.	1
57	Frazier, Matt	8	1	.	1
31	Vitale, Tommy	5	.	1	1
18	Thorson, Clayton	12	1	.	1
52	Fitzpatrick, Chris	12	.	1	1
14	Jones, Christian	12	1	.	1
Total		12	459	336	795	84-298	28-174	12-228	57	37	9-27	8	1	.
Opponents		12	487	404	891	82-291	25-156	9-144	33	34	7-0	14	2	1

The Automated ScoreBook
Northwestern Individual Season/Career Statistics (as of Nov 28, 2015)
All games

SEASON

CAREER

Rushing	gp	att	gain	loss	net	avg	td	lg	avg/g	gp	att	gain	loss	net	avg	td	lg	avg/g
Jackson, Justin	12	298	1391	47	1344	4.5	4	62	112.0	24	543	2607	76	2531	4.7	14	68	105.5
Thorson, Clayton	12	88	503	129	374	4.2	5	68	31.2	12	88	503	129	374	4.2	5	68	31.2
Long, Warren	12	56	330	9	321	5.7	5	55	26.8	30	100	516	16	500	5.0	5	55	16.7
Vault, Solomon	12	55	183	24	159	2.9	0	15	13.2	20	75	266	26	240	3.2	2	16	12.0
Acker, Corey	11	5	57	0	57	11.4	0	31	5.2	19	5	57	0	57	11.4	0	31	3.0
Anderson, Auston	5	11	61	5	56	5.1	0	22	11.2	5	11	61	5	56	5.1	0	22	11.2
Roberts, Jelani	11	10	49	13	36	3.6	0	11	3.3	11	10	49	13	36	3.6	0	11	3.3
Shuler, Miles	11	2	30	0	30	15.0	0	26	2.7	19	8	60	6	54	6.8	1	26	2.8
Hruby, Tom	8	8	25	0	25	3.1	0	9	3.1	11	9	26	0	26	2.9	0	9	2.4
Alviti, Matt	2	3	5	7	-2	-0.7	0	5	-1.0	6	12	18	19	-1	-0.1	1	5	-0.2
Carr, Austin	11	1	0	7	-7	-7.0	0	0	-0.6	23	1	0	7	-7	-7.0	0	0	-0.3
Oliver, Zack	6	8	2	32	-30	-3.8	1	1	-5.0	18	22	41	43	-2	-0.1	2	8	-0.1
TEAM	9	18	0	44	-44	-2.4	0	0	-4.9									
Total	12	563	2636	317	2319	4.1	15	68	193.2									
Opponents	12	410	1730	316	1414	3.4	16	41	117.8									

Passing	gp	effic	comp-att-int	pct	yds	td	lg	avg/g	gp	effic	comp-att-int	pct	yds	td	lg	avg/g
Thorson, Clayton	12	99.69	142-275-7	51.6	1465	7	66	122.1	12	99.69	142-275-7	51.6	1465	7	66	122.1
Oliver, Zack	6	81.70	17-40-2	42.5	195	1	37	32.5	18	94.34	49-101-6	48.5	576	3	54	32.0
Alviti, Matt	2	66.93	1-3-0	33.3	12	0	12	6.0	6	57.26	3-7-0	42.9	12	0	12	2.0
Scanlan, Andrew	8	0.00	0-1-0	0.0	0	0	0	0.0	28	0.00	0-2-0	0.0	0	0	0	0.0
Total	12	96.82	160-319-9	50.2	1672	8	66	139.3								
Opponents	12	98.27	228-422-12	54.0	2312	5	68	192.7								

Receiving	gp	no.	yds	avg	td	lg	avg/g	gp	no.	yds	avg	td	lg	avg/g
Vitale, Dan	12	33	355	10.8	4	66	29.6	49	135	1427	10.6	11	66	29.1
Jones, Christian	12	23	234	10.2	2	20	19.5	50	128	1509	11.8	8	47	30.2
Jackson, Justin	12	19	147	7.7	0	28	12.2	24	41	348	8.5	1	35	14.5
McHugh, Mike	12	16	160	10.0	0	34	13.3	29	25	275	11.0	0	34	9.5
Carr, Austin	11	14	276	19.7	2	48	25.1	23	21	376	17.9	2	48	16.3
Shuler, Miles	11	13	132	10.2	0	39	12.0	19	36	322	8.9	0	39	16.9
Dickerson, Garrett	11	11	113	10.3	0	26	10.3	23	15	157	10.5	0	26	6.8
Vault, Solomon	12	8	76	9.5	0	37	6.3	20	14	107	7.6	0	37	5.3
Roberts, Jelani	11	8	48	6.0	0	12	4.4	11	8	48	6.0	0	12	4.4
Nagel, Flynn	6	4	47	11.8	0	24	7.8	6	4	47	11.8	0	24	7.8
Dickerson, Cameron	8	4	34	8.5	0	12	4.2	45	48	531	11.1	3	60	11.8
Long, Warren	12	2	23	11.5	0	14	1.9	30	8	52	6.5	0	14	1.7
Kidd, Garrett	10	2	15	7.5	0	9	1.5	10	2	15	7.5	0	9	1.5
Buckley, Stephen	10	2	12	6.0	0	7	1.2	25	9	86	9.6	0	19	3.4
Thorson, Clayton	12	1	0	0.0	0	0	0.0	12	1	0	0.0	0	0	0.0
Total	12	160	1672	10.4	8	66	139.3							
Opponents	12	228	2312	10.1	5	68	192.7							

Total Offense	g	plays	rush	pass	total	avg/g	g	plays	rush	pass	total	avg/g
Thorson, Clayton	12	363	374	1465	1839	153.2	12	363	374	1465	1839	153.2
Jackson, Justin	12	298	1344	0	1344	112.0	24	543	2531	0	2531	105.5
Long, Warren	12	56	321	0	321	26.8	30	100	500	0	500	16.7
Oliver, Zack	6	48	-30	195	165	27.5	18	123	-2	576	574	31.9
Vault, Solomon	12	55	159	0	159	13.2	20	75	240	0	240	12.0
Acker, Corey	11	5	57	0	57	5.2	19	5	57	0	57	3.0
Anderson, Auston	5	11	56	0	56	11.2	5	11	56	0	56	11.2
Roberts, Jelani	11	10	36	0	36	3.3	11	10	36	0	36	3.3
Shuler, Miles	11	2	30	0	30	2.7	19	8	54	0	54	2.8
Hruby, Tom	8	8	25	0	25	3.1	11	9	26	0	26	2.4
Alviti, Matt	2	6	-2	12	10	5.0	6	19	-1	12	11	1.8
Carr, Austin	11	1	-7	0	-7	-0.6	23	1	-7	0	-7	-0.3
TEAM	9	18	-44	0	-44	-4.9						
Total	12	882	2319	1672	3991	332.6						
Opponents	12	832	1414	2312	3726	310.5						

The Automated ScoreBook
Northwestern Individual Season/Career Statistics (as of Nov 28, 2015)
All games

SEASON									CAREER									
Scoring	td	fg	PAT				dxp	saf	pts	td	fg	PAT				dxp	saf	pts
			kick	rush	rcv	pass						kick	rush	rcv	pass			
Mitchell, Jack	-	18-26	25-27	-	-	-	-	-	79	-	32-44	51-55	-	-	-	-	-	147
Long, Warren	5	-	-	-	-	-	-	-	30	5	-	-	1-1	-	-	-	-	32
Thorson, Clayton	5	-	-	-	-	-	-	-	30	5	-	-	-	-	-	-	-	30
Vitale, Dan	4	-	-	-	-	-	-	-	24	11	-	-	-	-	-	-	-	66
Jackson, Justin	4	-	-	-	-	-	-	-	24	15	-	-	-	-	-	-	-	90
Jones, Christian	2	-	-	-	-	-	-	-	12	8	-	-	-	-	-	-	-	48
Carr, Austin	2	-	-	-	-	-	-	-	12	2	-	-	-	-	-	-	-	12
Vault, Solomon	2	-	-	-	-	-	-	-	12	5	-	-	-	-	-	-	-	30
Walker, Anthony	1	-	-	-	-	-	-	-	6	2	-	-	-	-	-	-	-	12
VanHoose, Nick	1	-	-	-	-	-	-	-	6	1	-	-	-	-	-	1	-	8
Oliver, Zack	1	-	-	-	-	-	-	-	6	2	-	-	-	-	3-3	-	-	12
Harris, Matthew	1	-	-	-	-	-	-	-	6	1	-	-	-	-	-	-	-	6
Omilian, Arthur	-	-	1-1	-	-	-	-	-	1	-	-	1-1	-	-	-	-	-	1
Total	28	18-26	26-28	-	-	-	-	-	248									
Opponents	24	10-16	21-23	-	-	0-1	-	1	197									

Punt Returns											
	no.	yds	avg	td	lg		no.	yds	avg	td	lg
Shuler, Miles	11	110	10.0	0	55		14	152	10.9	0	55
Nagel, Flynn	2	-2	-1.0	0	1		2	-2	-1.0	0	1
Total	13	108	8.3	0	55						
Opponents	15	32	2.1	0	17						

Kick Returns											
	no.	yds	avg	td	lg		no.	yds	avg	td	lg
Vault, Solomon	23	620	27.0	2	98		34	908	26.7	3	98
Shuler, Miles	4	93	23.2	0	30		14	291	20.8	0	30
Vitale, Dan	1	16	16.0	0	16		1	16	16.0	0	16
McShepard, Marcus	1	17	17.0	0	17		1	17	17.0	0	17
Roberts, Jelani	1	19	19.0	0	19		1	19	19.0	0	19
Total	30	765	25.5	2	98						
Opponents	36	746	20.7	1	96						

Interceptions											
	no.	yds	avg	td	lg		no.	yds	avg	td	lg
Harris, Matthew	4	94	23.5	1	71		6	97	16.2	1	71
VanHoose, Nick	3	76	25.3	1	72		8	115	14.4	1	72
Henry, Traveon	2	20	10.0	0	20		3	20	6.7	0	20
Walker, Anthony	1	3	3.0	0	3		3	117	39.0	1	65
Lowry, Dean	1	18	18.0	0	18		3	53	17.7	1	19
Queiro, Kyle	1	17	17.0	0	17		1	17	17.0	0	17
Total	12	228	19.0	2	72						
Opponents	9	144	16.0	2	58						

Fumble Returns											
	no.	yds	avg	td	lg		no.	yds	avg	td	lg
Walker, Anthony	2	17	8.5	1	13		2	17	8.5	1	13
Lowry, Dean	1	10	10.0	0	10		1	10	10.0	0	10
Total	3	27	9.0	1	13						
Opponents	1	0	0.0	0	0						

The Automated ScoreBook
Northwestern Individual Season/Career Statistics (as of Nov 28, 2015)
All games

	SEASON								CAREER							
All Purpose	g	rush	rcv	pr	kr	ir	total	avg/g	g	rush	rcv	pr	kr	ir	total	avg/g
Jackson, Justin	12	1344	147	0	0	0	1491	124.2	24	2531	348	0	0	0	2879	120.0
Vault, Solomon	12	159	76	0	620	0	855	71.2	20	240	107	0	908	0	1255	62.8
Thorson, Clayton	12	374	0	0	0	0	374	31.2	12	374	0	0	0	0	374	31.2
Vitale, Dan	12	0	355	0	16	0	371	30.9	49	29	1427	0	16	0	1472	30.0
Shuler, Miles	11	30	132	110	93	0	365	33.2	19	54	322	152	291	0	819	43.1
Long, Warren	12	321	23	0	0	0	344	28.7	30	500	52	0	0	0	552	18.4
Carr, Austin	11	-7	276	0	0	0	269	24.5	23	-7	376	0	0	0	369	16.0
Jones, Christian	12	0	234	0	0	0	234	19.5	50	0	1509	0	0	0	1509	30.2
McHugh, Mike	12	0	160	0	0	0	160	13.3	29	0	275	-3	3	0	275	9.5
Dickerson, Garret	11	0	113	0	0	0	113	10.3	23	0	157	0	8	0	165	7.2
Roberts, Jelani	11	36	48	0	19	0	103	9.4	11	36	48	0	19	0	103	9.4
Harris, Matthew	10	0	0	0	0	94	94	9.4	34	0	0	0	484	97	581	17.1
VanHoose, Nick	12	0	0	0	0	76	76	6.3	44	0	0	0	0	115	115	2.6
Acker, Corey	11	57	0	0	0	0	57	5.2	19	57	0	0	0	0	57	3.0
Anderson, Austo	5	56	0	0	0	0	56	11.2	5	56	0	0	0	0	56	11.2
Nagel, Flynn	6	0	47	-2	0	0	45	7.5	6	0	47	-2	0	0	45	7.5
Dickerson, Came	8	0	34	0	0	0	34	4.2	45	0	531	0	0	0	531	11.8
Hruby, Tom	8	25	0	0	0	0	25	3.1	11	26	0	0	0	0	26	2.4
Henry, Traveon	11	0	0	0	0	20	20	1.8	43	0	0	0	0	20	20	0.5
Lowry, Dean	12	0	0	0	0	18	18	1.5	48	0	0	0	0	53	53	1.1
McShepard, Mar	12	0	0	0	17	0	17	1.4	19	0	0	0	17	0	17	0.9
Queiro, Kyle	5	0	0	0	0	17	17	3.4	17	0	0	0	0	17	17	1.0
Kidd, Garrett	10	0	15	0	0	0	15	1.5	10	0	15	0	0	0	15	1.5
Buckley, Stephen	10	0	12	0	0	0	12	1.2	25	265	86	0	111	0	462	18.5
Walker, Anthony	12	0	0	0	0	3	3	0.2	24	0	0	0	0	117	117	4.9
Alviti, Matt	2	-2	0	0	0	0	-2	-1.0	6	-1	0	0	0	0	-1	-0.2
Oliver, Zack	6	-30	0	0	0	0	-30	-5.0	18	-2	0	0	0	0	-2	-0.1
TEAM	9	-44	0	0	0	0	-44	-4.9								
Total	12	2319	1672	108	765	228	5092	424.3								
Opponents	12	1414	2312	32	746	144	4648	387.3								

Field Goals	att	good	long	blkd	att	good	long	blkd
Mitchell, Jack	26	18	49	0	44	32	49	1
Total	26	18	49	0				
Opponents	16	10	48	0				

Punting	no.	yds	avg	lg	blk	no.	yds	avg	lg	blk
Niswander, Hunter	78	2989	38.3	56	0	78	2989	38.3	56	0
TEAM	1	41	41.0	41	1					
Total	79	3030	38.4	56	1					
Opponents	87	3718	42.7	71	0					

Kickoffs	no.	yds	avg	tb	ob	no.	yds	avg	tb	ob
Micucci, Matt	32	1841	57.5	7	1	32	1841	57.5	7	1
Mitchell, Jack	24	1463	61.0	11	0	78	4588	58.8	30	0
Omilian, Arthur	1	45	45.0	0	0	1	45	45.0	0	0
Total	57	3349	58.8	18	1					
Opponents	46	2823	61.4	16	0					

All games

Total	12	459	336	795	84	28	12	57	9	8	1
Opponents	12	487	404	891	82	25	9	33	7	14	2

The Automated ScoreBook
Northwestern Team Game-by-Game (as of Nov 28, 2015)
All games

TEAM STATISTICS

		Rushing				Receiving				Passing				Kick Returns				Punt Returns				tot
Date	Opponent	no.	yds	td	lg	no.	yds	td	lg	cmp-att-int	yds	td	lg	no.	yds	td	lg	no.	yds	td	lg	off
Sep 05	STANFORD	54	225	1	42	12	105	0	25	12-25-0	105	0	25	1	19	0	19	1	7	0	7	330
Sep 12	EASTERN ILLINOIS	69	344	3	31	11	152	1	44	11-16-0	152	1	44	1	24	0	24	2	-2	0	1	496
Sep 19	at Duke	54	201	1	55	9	70	0	21	9-23-2	70	0	21	2	118	1	98	2	12	0	7	271
Sep 26	BALL STATE	57	290	0	62	18	256	3	66	18-31-1	256	3	66	3	60	0	21	0	0	0	0	546
Oct 03	MINNESOTA	51	184	2	31	14	128	0	19	14-19-0	128	0	19	0	0	0	0	1	55	0	55	312
Oct 10	at Michigan	25	38	0	15	15	130	0	20	15-33-1	130	0	20	4	75	0	22	0	0	0	0	168
Oct 17	IOWA	26	51	0	15	20	147	1	34	20-43-1	147	1	34	5	111	0	35	2	1	0	5	198
Oct 24	at Nebraska	28	156	1	68	13	177	1	37	13-28-0	177	1	37	5	120	0	30	2	27	0	21	333
Nov 7	PENN STATE	47	227	1	48	16	169	1	26	16-32-1	169	1	26	3	119	1	96	3	8	0	6	396
Nov 14	PURDUE	48	250	3	32	11	132	0	37	11-24-2	132	0	37	1	37	0	37	0	0	0	0	382
Nov 21	at Wisconsin	50	149	1	32	9	60	0	20	9-20-0	60	0	20	2	38	0	22	0	0	0	0	209
Nov 28	at Illinois	54	204	2	27	12	146	1	48	12-25-1	146	1	48	3	44	0	16	0	0	0	0	350
Northwestern		563	2319	15	68	160	1672	8	66	160-319-9	1672	8	66	30	765	2	98	13	108	0	55	3991
		410	1414	16	41	228	2312	5	68	228-422-12	2312	5	68	36	746	1	96	15	32	0	17	3726

Games: 12 • Avg/rush: 4.1 • Avg/catch: 10.4 • Pass effc: 96.82 • KR avg: 25.5 • PR avg: 8.3 • All purpose avg/game: 424.3 • Total offense avg/gm: 332.6

Date	Opponent	Tackles				Sacks no-yds	Fumble		Pass Defense			blkd kick	PAT Attempts			off		
		ua	a	total	tfl-yds		ff	fr-yds	int-yds	qbh	brup		kick	rush	rcv	saf	t/o	pts
Sep 05	STANFORD	40	20	60	8.0-21	3.0-11	1	1-4	1-17	5	4	0	1-1	0	0	0	0	16
Sep 12	EASTERN ILLINOIS	31	26	57	8.0-34	3.0-23	0	0-0	2-94	2	2	0	5-5	0	0	0	14	41
Sep 19	at Duke	42	46	88	2.0-2	0.0-0	1	2-0	1-18	1	4	0	1-2	0	0	0	3	19
Sep 26	BALL STATE	40	10	50	3.0-7	0.0-0	0	1-0	0-0	6	6	1	3-3	0	0	0	0	24
Oct 03	MINNESOTA	40	18	58	10.0-32	3.0-17	1	1-13	1-0	4	6	0	3-3	0	0	0	7	27
Oct 10	at Michigan	35	42	77	8.0-18	3.0-4	0	0-0	0-0	1	3	0	0-0	0	0	0	0	0
Oct 17	IOWA	48	22	70	5.0-27	2.0-20	1	0-0	1-20	5	1	0	1-1	0	0	0	3	10
Oct 24	at Nebraska	44	34	78	8.0-32	2.0-18	0	0-0	1-72	0	7	0	3-3	0	0	0	7	30
Nov 7	PENN STATE	43	14	57	10.0-28	2.0-10	0	1-0	1-4	2	7	0	2-3	0	0	0	0	23
Nov 14	PURDUE	40	30	70	6.0-19	2.0-6	1	0-0	1-0	8	7	0	3-3	0	0	0	7	21
Nov 21	at Wisconsin	26	38	64	11.0-58	6.0-42	3	3-10	2-3	2	5	0	1-1	0	0	0	10	13
Nov 28	at Illinois	30	36	66	5.0-20	2.0-15	0	0-0	1-0	1	5	0	3-3	0	0	0	0	24
Northwestern		459	336	795	84.0-298	27.0-166	8	9-27	12-228	37	57	1	26-28	0	0	0	51	248
		487	404	891	82.0-291	25.0-156	14	7-0	9-144	34	33	2	21-23	0	0	1	34	197

Date	Opponent	Punting										Field Goals			Kickoffs				
		no.	yds	avg	long	blkd	tb	fc	50+	i20		md-att	long	blkd	no.	yds	avg	tb	ob
Sep 05	STANFORD	5	194	38.8	45	0	0	1	0	0		3-4	49	0	5	301	60.2	1	0
Sep 12	EASTERN ILLINOIS	2	73	36.5	37	0	0	1	0	0		2-2	33	0	8	466	58.2	1	0
Sep 19	at Duke	10	413	41.3	49	0	0	3	0	1		2-2	44	0	5	268	53.6	0	0
Sep 26	BALL STATE	5	175	35.0	41	0	0	3	0	1		1-2	21	0	5	323	64.6	3	0
Oct 03	MINNESOTA	6	235	39.2	47	0	1	3	0	2		2-3	25	0	6	301	50.2	1	0
Oct 10	at Michigan	8	280	35.0	47	0	0	6	0	2		0-1	0	0	1	61	61.0	0	0
Oct 17	IOWA	9	344	38.2	53	0	1	3	2	1		1-1	20	0	3	166	55.3	1	1
Oct 24	at Nebraska	5	192	38.4	56	1	0	1	1	1		3-3	28	0	7	441	63.0	4	0
Nov 7	PENN STATE	8	294	36.8	48	0	0	3	0	5		1-3	35	0	5	297	59.4	2	0
Nov 14	PURDUE	5	214	42.8	55	0	0	0	2	3		0-0	0	0	4	221	55.2	1	0
Nov 21	at Wisconsin	8	312	39.0	49	0	0	3	0	3		2-4	37	0	3	182	60.7	2	0
Nov 28	at Illinois	8	304	38.0	46	0	0	2	0	2		1-1	39	0	5	322	64.4	2	0
Northwestern		79	3030	38.4	56	1	2	29	5	21		18-26	49	0	57	3349	58.8	18	1
		87	3718	42.7	71	0	16	21	25	30		10-16	48	0	46	2823	61.4	16	0

The Automated ScoreBook
Northwestern Passing Game-by-Game (as of Dec 08, 2015)
All games

#18 Thorson, C.	Comp	Att	Int	Pct	Yards	TD	Long	Sacked	Effic
Stanford	12	24	0	50.0	105	0	25	0-0	86.75
Eastern Illinois	11	16	0	68.8	152	1	44	1-1	169.17
Duke	9	23	2	39.1	70	0	21	1-13	47.30
Ball State	18	31	1	58.1	256	3	66	1-7	152.92
Minnesota	14	19	0	73.7	128	0	19	1-3	130.27
Michigan	13	27	1	48.1	106	0	20	2-7	73.72
Iowa	17	35	1	48.6	125	1	34	3-32	82.29
Nebraska	13	28	0	46.4	177	1	37	2-13	111.31
Penn State	5	8	0	62.5	58	0	26	2-10	123.40
Purdue	9	19	1	47.4	82	0	16	1-6	73.09
Wisconsin	9	20	0	45.0	60	0	20	1-10	70.20
Illinois	12	25	1	48.0	146	1	48	3-15	102.26
TOTALS	142	275	7	51.6	1465	7	66	18-117	99.69

#10 Oliver, Zack	Comp	Att	Int	Pct	Yards	TD	Long	Sacked	Effic
Michigan	1	3	0	33.3	12	0	12	1-9	66.93
Iowa	3	8	0	37.5	22	0	8	0-0	60.60
Penn State	11	24	1	45.8	111	1	23	4-22	90.10
Purdue	2	5	1	40.0	50	0	37	1-1	84.00
TOTALS	17	40	2	42.5	195	1	37	6-32	81.70

#7A Alviti, Matt	Comp	Att	Int	Pct	Yards	TD	Long	Sacked	Effic
Michigan	1	3	0	33.3	12	0	12	1-7	66.93

RUSHING	No-Yds/TD	STAN	EIU	DU	BALL	MINN	MICH	IOWA	NEB	PSU	PUR	WIS	ILL
Jackson, Justin RB	298-1344/4	28-134/0	22-78/1	35-120/0	33-184/0	20-120/0	12-25/0	10-30/0	14-40/0	28-186/0	24-116/1	35-139/1	37-172/1
Thorson, C. QB	88-374/5	8-68/1	2-7/1	11-21/0	9-45/0	11-24/2	3--4/0	11-10/0	9-126/1	4-15/0	7-48/0	7-7/0	6-7/0
Long, Warren RB	56-321/5	7-21/0	12-72/1	2-59/1	7-15/0	7-17/0	1-6/0	1-3/0	-	4-39/0	6-52/2	4-12/0	5-25/1
Vault, Solomon RB	55-159/0	6-25/0	9-29/0	2-10/0	7-36/0	8-28/0	3-12/0	4-8/0	2-2/0	2-7/0	6-8/0	2--1/0	4--5/0
Acker, Corey RB	5-57/0	DNP	5-57/0	-	-	-	-	-	-	-	-	-	-
Anderson, A. RB	11-56/0	DNP	8-56/0	-	DNP	3-0/0	DNP	-	DNP	-	DNP	DNP	DNP
Roberts, Jelani WR	10-36/0	2--11/0	3-20/0	1--2/0	1-10/0	-	1-11/0	-	-	1-2/0	-	DNP	1-6/0
Shuler, Miles WR	2-30/0	-	DNP	-	-	-	-	-	-	-	2-30/0	-	-
Hruby, Tom	8-25/0	DNP	8-25/0	DNP	-	DNP	-	-	-	-	-	DNP	-
Alviti, Matt QB	3--2/0	DNP	-	DNP	DNP	DNP	3--2/0	DNP	DNP	DNP	DNP	DNP	DNP
Carr, Austin WR	1--7/0	-	-	-	-	-	-	DNP	-	-	-	1--7/0	-
Oliver, Zack QB	8--30/1	DNP	-	DNP	DNP	DNP	1--9/0	-	DNP	6--20/1	1--1/0	DNP	DNP
TEAM	18--44/0	3--12/0	DNP	3--7/0	DNP	2--5/0	1--1/0	DNP	3--12/0	2--2/0	2--3/0	1--1/0	1--1/0

RECEIVING	No-Yds/TD	STAN	EIU	DU	BALL	MINN	MICH	IOWA	NEB	PSU	PUR	WIS	ILL
Vitale, Dan	33-355/4	1-2/0	4-40/0	2-26/0	5-108/2	3-20/0	1-11/0	2-14/0	5-55/1	4-40/0	1-5/0	2-2/0	3-32/1
Carr, Austin WR	14-276/2	-	2-61/1	-	1-25/1	1-14/0	2-39/0	DNP	1-15/0	1-23/0	2-24/0	1-14/0	3-61/0
Jones, C. WR	23-234/2	5-52/0	1-12/0	1-9/0	4-46/0	3-38/0	2-22/0	2-9/1	-	2-27/1	2-15/0	1-4/0	-
McHugh, Mike WR	16-160/0	1-1/0	2-17/0	1-4/0	1-21/0	1-11/0	2-0/0	2-43/0	1-22/0	1-14/0	2-17/0	2-10/0	-
Jackson, Justin RB	19-147/0	2-12/0	1--2/0	2-18/0	2-20/0	2-14/0	1-3/0	5-17/0	2-55/0	1-9/0	-	-	1-1/0
Shuler, Miles WR	13-132/0	2-33/0	DNP	1-6/0	2-15/0	-	1-9/0	3-25/0	-	1--1/0	-	1-6/0	2-39/0
Dickerson, G.	11-113/0	1-5/0	-	1-3/0	-	DNP	2-12/0	1-6/0	1-14/0	2-34/0	1-15/0	2-24/0	-
Vault, Solomon RB	8-76/0	-	-	-	1-2/0	1-4/0	-	1-8/0	2-12/0	-	2-53/0	-	1--3/0
Roberts, Jelani WR	8-48/0	-	-	1-4/0	-	-	1-12/0	2-14/0	1-4/0	3-14/0	-	DNP	-
Nagel, Flynn WR	4-47/0	-	1-24/0	-	1-5/0	2-18/0	DNP	DNP	DNP	DNP	DNP	DNP	DNP
Dickerson, C. WR	4-34/0	DNP	DNP	DNP	-	-	2-22/0	-	-	1-9/0	1-3/0	DNP	-
Long, Warren RB	2-23/0	-	-	-	1-14/0	1-9/0	-	-	-	-	-	-	-
Kidd, Garrett WR	2-15/0	DNP	-	-	-	-	-	1-6/0	-	DNP	-	-	1-9/0
Buckley, S. WR	2-12/0	-	-	-	-	-	DNP	1-5/0	-	-	-	DNP	1-7/0
Thorson, C. QB	1-0/0	-	-	-	-	-	1-0/0	-	-	-	-	-	-

The Automated ScoreBook
Northwestern Total Tackles Game-by-Game (as of Dec 08, 2015)
All games

Total Tackles	UA-A	Total	STAN	EIU	DU	BALL	MINN	MICH	IOWA	NEB	PSU	PUR	WIS	ILL
Walker, Anthony LB	58-55	113	5-5	4-3	7-12	3-2	1-2	1-5	4-0	8-5	7-3	10-4	2-6	6-8
Igwebuike, G.	43-30	73	5-1	1-2	4-4	1-0	8-1	5-3	7-1	0-5	6-1	1-2	2-3	3-7
Henry, Traveon	40-18	58	7-1	4-0	2-3	7-0	4-1	3-1	3-3	3-2	4-0	2-3	DNP	1-4
Smith, Drew LB	32-22	54	2-1	2-2	4-5	2-1	3-1	3-2	2-1	4-4	1-1	4-0	4-2	1-2
Hall, Nate LB	22-28	50	2-0	2-1	0-1	-	2-1	1-2	1-1	-	7-3	1-7	2-6	4-6
Prater, Jaylen LB	25-21	46	2-1	2-2	2-5	5-1	2-1	2-2	5-6	5-3	-	DNP	DNP	DNP
Lowry, Dean DL	27-19	46	3-1	2-1	2-4	3-1	3-2	1-2	1-0	7-3	2-0	3-2	0-3	-
Harris, Matthew CB	30-15	45	4-1	2-1	0-3	3-1	2-3	3-2	DNP	DNP	4-0	3-1	5-2	4-1
VanHoose, Nick CB	28-13	41	-	3-1	2-0	1-0	2-0	2-1	2-3	4-2	4-2	3-1	3-3	2-0
Gibson, Deonte DL	18-20	38	1-2	1-3	1-1	1-1	1-1	2-3	-	2-2	2-1	2-2	4-2	1-2
Watkins II, K. CB	27-11	38	3-1	2-2	4-0	1-0	1-0	0-2	8-1	3-5	1-0	2-0	DNP	2-0
Lancaster, T. DL	16-14	30	2-0	0-2	2-0	3-2	1-3	2-1	1-1	-	1-0	2-1	1-2	1-2
Odenigbo, I. DL	11-7	18	1-2	2-0	2-1	1-0	0-1	2-2	2-0	DNP	-	-	0-1	1-0
Jones, Joseph LB	12-4	16	1-0	-	0-2	2-0	3-0	2-0	-	2-0	-	-	0-2	2-0
Robbins, C.J. DL	4-11	15	1-1	0-2	0-1	1-1	0-1	1-2	-	DNP	-	0-1	-	1-2
Thompson, J. DL	6-7	13	-	-	1-1	1-0	1-0	2-2	1-0	0-1	0-1	0-1	0-1	-
Washington, X. DL	8-4	12	-	1-0	1-0	-	2-0	1-0	0-1	2-0	0-1	1-0	0-2	-
McShepard, M. CB	10-2	12	-	1-0	1-0	-	1-0	1-1	1-0	2-1	-	2-0	1-0	-
Kuhar, Greg DL	5-6	11	DNP	-	DNP	-	-	0-1	2-0	1-1	0-1	1-2	1-0	0-1
Brown, Terrance	3-7	10	-	-	DNP	1-0	-	0-1	1-3	DNP	DNP	0-1	1-2	DNP
Queiro, Kyle	3-3	6	0-1	0-2	1-0	2-0	DNP	DNP	DNP	DNP	DNP	DNP	DNP	DNP
McGee, Jared	2-4	6	-	DNP	DNP	DNP	-	0-4	2-0	DNP	DNP	DNP	DNP	DNP
Queiro, Cameron LB	5-0	5	1-0	1-0	-	1-0	-	1-0	1-0	-	-	-	-	-
Long, Warren	3-1	4	-	1-0	1-1	-	-	-	1-0	-	-	-	-	-
Hartage, Montre CB	3-1	4	-	-	-	-	2-0	-	-	1-0	-	0-1	-	-
Chapman, Max DL	2-2	4	-	0-1	-	-	-	-	2-0	-	-	-	-	0-1
Acker, Corey	2-1	3	DNP	-	1-1	-	-	-	-	-	-	-	-	1-0
Jackson, Justin	3-0	3	-	-	2-0	1-0	-	-	-	-	-	-	-	-
Oxley, Ben DL	0-3	3	0-1	-	DNP	DNP	-	0-1	0-1	DNP	DNP	DNP	DNP	DNP
Buckley, S.	0-2	2	-	-	0-1	-	-	DNP	-	-	-	0-1	DNP	-
Hruby, Tom LB	0-2	2	DNP	-	DNP	-	DNP	0-2	-	-	-	-	DNP	-
Carr, Austin	2-0	2	-	-	1-0	-	-	-	DNP	-	1-0	-	-	-
Dickerson, G.	2-0	2	-	-	-	-	DNP	-	-	-	2-0	-	-	-
Micucci, Matt	1-1	2	0-1	-	1-0	-	-	-	-	DNP	DNP	DNP	DNP	DNP
Jones, C.	1-0	1	-	-	-	-	-	-	1-0	-	-	-	-	-
Mahoney, Connor	1-0	1	-	-	DNP	-	-	DNP	-	-	-	1-0	-	-
Mitchell, Jack	1-0	1	-	-	-	-	-	-	-	-	1-0	-	-	-
Frazier, Matt	1-0	1	DNP	DNP	DNP	DNP	-	-	-	-	-	1-0	-	-
Vitale, Tommy LB	0-1	1	-	0-1	-	-	-	DNP	DNP	DNP	DNP	DNP	DNP	DNP
Shuler, Miles	1-0	1	-	DNP	-	-	-	-	-	-	-	1-0	-	-
Thorson, C.	1-0	1	-	-	-	-	1-0	-	-	-	-	-	-	-
Fitzpatrick, C.	0-1	1	-	-	-	-	-	-	-	-	-	-	0-1	-
PUNT RETURNS	No-Yds		STAN	EIU	DU	BALL	MINN	MICH	IOWA	NEB	PSU	PUR	WIS	ILL
Shuler, Miles	11-110		1-7	DNP	2-12	-	1-55	-	2-1	2-27	3-8	-	-	-
Nagel, Flynn	2--2		-	2--2	-	-	-	DNP	DNP	DNP	DNP	DNP	DNP	DNP

[illegible][illegible][illegible]

The Automated ScoreBook
Northwestern All-Purpose Yards Game-by-Game (as of Dec 08, 2015)
All games

ALL-PURPOSE YARDS	Total	STAN	EIU	DU	BALL	MINN	MICH	IOWA	NEB	PSU	PUR	WIS	ILL
Jackson, Justin	1491	146	76	138	204	134	28	47	95	195	116	139	173
Vault, Solomon	855	44	53	128	98	32	51	127	63	126	98	15	20
Thorson, C.	374	68	7	21	45	24	-4	10	126	15	48	7	7
Vitale, Dan	371	2	40	26	108	20	11	14	55	40	5	2	48
Shuler, Miles	365	40	DNP	18	15	55	9	26	98	7	30	28	39
Long, Warren	344	21	72	59	29	26	6	3	-	39	52	12	25
Carr, Austin	269	-	61	-	25	14	39	DNP	15	23	24	7	61
Jones, C.	234	52	12	9	46	38	22	9	-	27	15	4	-
McHugh, Mike	160	1	17	4	21	11	-	43	22	14	17	10	-
Dickerson, G.	113	5	-	3	-	DNP	12	6	14	34	15	24	-
Roberts, Jelani	103	-11	20	2	10	-	42	14	4	16	-	DNP	6
Harris, Matthew	94	-	94	-	-	-	-	DNP	DNP	-	-	-	-
VanHoose, Nick	76	-	-	-	-	-	-	-	72	4	-	-	-
Acker, Corey	57	DNP	57	-	-	-	-	-	-	-	-	-	-
Anderson, A.	56	DNP	56	-	DNP	-	DNP	-	DNP	-	DNP	DNP	DNP
Nagel, Flynn	45	-	22	-	5	18	DNP	DNP	DNP	DNP	DNP	DNP	DNP
Dickerson, C.	34	DNP	DNP	DNP	-	-	22	-	-	9	3	DNP	-
Hruby, Tom	25	DNP	25	DNP	-	DNP	-	-	-	-	-	DNP	-
Henry, Traveon	20	-	-	-	-	-	-	20	-	-	-	DNP	-
Lowry, Dean	18	-	-	18	-	-	-	-	-	-	-	-	-
McShepard, M.	17	-	-	-	-	-	17	-	-	-	-	-	-
Queiro, Kyle	17	17	-	-	-	DNP	DNP	DNP	DNP	DNP	DNP	DNP	DNP
Kidd, Garrett	15	DNP	-	-	-	-	-	6	-	DNP	-	-	9
Buckley, S.	12	-	-	-	-	-	DNP	5	-	-	-	DNP	7
Walker, Anthony	3	-	-	-	-	-	-	-	-	-	-	3	-
Alviti, Matt	-2	DNP	-	DNP	DNP	DNP	-2	DNP	DNP	DNP	DNP	DNP	DNP
Oliver, Zack	-30	DNP	-	DNP	DNP	DNP	-9	-	DNP	-20	-1	DNP	DNP
TEAM	-44	-12	-	-7	-	-5	-1	-	-12	-2	-3	-1	-1