

NORTHWESTERN WILDCATS (9-2, 5-2) VS ILLINOIS FIGHTING ILLINI (5-6, 2-5)

Game 12 • November 28, 2015 • Soldier Field (Chicago) • 2:30 P.M. • ESPNU

2015 SCHEDULE & RESULTS

Overall: 9-2 | Home: 6-1 | Away: 3-1 | Big Ten: 5-2

#21 
W, 16-6
 RYAN FIELD


W, 41-0
 RYAN FIELD


W, 19-10
 DURHAM, N.C.


W, 24-19
 RYAN FIELD


W, 27-0
 RYAN FIELD

#18 
L, 0-38
 ANN ARBOR, MICH.


#17 
L, 10-40
 RYAN FIELD


W, 30-28
 LINCOLN, NEB.


W, 23-21
 RYAN FIELD


W, 21-14
 RYAN FIELD

#25 
W, 13-7
 MADISON, WIS.


 Sat., Nov. 28 • 2:30 p.m.
 SOLDIER FIELD

ESPNU
 Taylor Zarzour, Play-by-Play
 Al Groh, Analyst

WGN (720 AM)
 Dave Eanet, Play-by-Play
 Ted Albrecht, Analyst
 Adam Hoge, Sideline

CFP RANKINGS

Northwestern moved up four spots to No. 16 in the latest rankings released by the College Football Playoff Committee Tuesday evening. The Wildcats were the second biggest mover of the week behind Oregon (+6). Four other Big Ten Teams currently rank in the top 10: Iowa (4), Michigan State (5), Ohio State (8) and Michigan (10).

FITZGERALD'S PROGRAM

With their win at Wisconsin Saturday, the Wildcats have now won nine or more games for the fifth time since 1903 and just the sixth time in program history. Head Coach Pat Fitzgerald played on two of the teams (1995 & 1996) and has coached three #BIGCats teams to nine-plus victories. Northwestern has qualified for just its 12th bowl game in program history and Fitzgerald has been a part of 10 of those: six as a head coach, two as an assistant coach and two as a player.

DEONTE'S LUNCH

Senior defensive end **Deonte Gibson** set new career highs with 3.0 sacks and 4.0 tackles for loss while matching his career high with six tackles at Wisconsin to earn Big Ten Defensive Player of the Week honors Monday. Gibson leads the Wildcats with 9.0 sacks this season and ranks 13th in the country (0.82/game). The senior captain has climbed his way up to seventh in program history with 15.0 career sacks with his sights set on moving past Tyler Scott (16.0; 2010-12) and Dwayne Missouri (17.0; 1997-2000) with two games remaining.

THE HALL-WAY

Redshirt freshman linebacker **Nate Hall** put together yet another strong performance on Saturday at Wisconsin, matching a team-high eight tackles with Anthony Walker Jr. Since the injury to starting linebacker Jaylen Prater in the first play of the Penn State contest on Nov. 7, Hall has racked up 26 tackles in the last three games (8.6/game) and is now seventh on the team with 40 total tackles despite making just a pair of starts.

1.	Clemson	11-0	—
2.	Alabama	10-1	—
3.	Oklahoma	10-1	+4
4.	Iowa	11-0	+1
5.	Michigan State	10-1	+4
6.	Notre Dame	10-1	-2
7.	Baylor	9-1	+3
8.	Ohio State	10-1	-5
9.	Stanford	9-2	+2
10.	Michigan	9-2	+2
11.	Oklahoma State	10-1	-5
12.	Florida	10-1	-4
13.	Florida State	9-2	+1
14.	UNC	10-1	+3
15.	Navy	9-1	+1
16.	NORTHWESTERN	9-2	+4
17.	Oregon	8-3	+6
18.	Ole Miss	8-3	+4
19.	TCU	9-2	-1
20.	Washington State	8-3	—
21.	Mississippi State	8-3	—
22.	UCLA	8-3	—
23.	Utah	8-3	-10
24.	Toledo	9-1	—
25.	Temple	9-2	—



COLLEGE FOOTBALL
PLAYOFF

9+ wins in NU History		
YEAR	RECORD	HEAD COACH
1903	10-1	Walter McCornack
1995	10-2	Gary Barnett
1996	9-3	Gary Barnett
2008	9-4	Pat Fitzgerald
2012	10-3	Pat Fitzgerald
2015	9-2	Pat Fitzgerald



TALE OF THE TAPE

N	Rushing Yards/GM	Passing Yards/GM	Total Offense	Scoring Offense	Rushing Defense	Passing Defense	Total Defense	Turnover Margin	Penalty Yards/GM
N	192.3	138.7	331.0	20.4	121.5	188.3	309.7	+0.55	42.8
I	Rushing Yards/GM	Passing Yards/GM	Total Offense	Scoring Offense	Rushing Defense	Passing Defense	Total Defense	Turnover Margin	Penalty Yards/GM
I	133.9	243.6	377.5	23.5	163.0	187.9	350.9	+0.27	48.5

LAST MEETING



NOVEMBER 29, 2014 • RYAN FIELD • EVANSTON, ILL.

PAT FITZGERALD



>>> 10th Season

>>> 69-55 Overall Record

>>> Winningest Coach
in NU History

>>> 5 Bowl Games

FITZGERALD COACHING CAREER

Year	Overall	.PCT	Big Ten	.PCT	Postseason
2006	4-8	.333	2-6	.250	-
2007	6-6	.500	3-5	.375	-
2008	9-4	.692	5-3	.625	Valero Alamo Bowl
2009	8-5	.615	5-3	.625	Outback Bowl
2010	7-6	.538	3-5	.375	TicketCity Bowl
2011	6-7	.667	3-5	.375	Meineke Car Care Bowl
2012	10-3	.769	5-3	.625	TaxSlayer.Com Gator Bowl
2013	5-7	.416	1-7	.125	-
2014	5-7	.416	3-5	.375	-
2015	9-2	.818	5-2	.714	-
Total	69-55	.556	35-44	.443	5 Bowl Games

Year	School	Position
2006-	Northwestern	Head Coach
2004-05	Northwestern	Linebackers/Recruiting Coordinator
2002-03	Northwestern	Linebackers
2001	Northwestern	Defensive Backs
2000	Idaho	Linebackers/Special Teams
1999	Colorado	Defensive Graduate Assistant
1998	Maryland	Defensive Graduate Assistant

DAN AND SUSAN JONES FAMILY HEAD FOOTBALL COACH

Already the second-longest tenured Big Ten head coach at the age of 40, Pat Fitzgerald's nine seasons at the helm of Northwestern have been spent building upon the tradition he helped establish as a Hall-of-Fame linebacker for the Wildcats in the mid-1990's. Characterized by his motivational skills, enthusiasm and passion for all things Northwestern, Fitzgerald has shaped Chicago's Big Ten Team into one that consistently achieves excellence in all three phases of the student-athlete experience: academics, athletics and community outreach.

Taking over as head coach in 2006 after the sudden passing of his friend and mentor, Randy Walker, Fitzgerald provided leadership and stability in a trying time and has continued Walker's legacy of producing winning football teams while preparing young men for long-term success in life.

From 2008-12, Fitzgerald guided the Wildcats to five consecutive bowl berths, most recently in the 2012 campaign when NU capped a tremendous 10-win season with a landmark victory over Mississippi State in the TaxSlayer.com Gator Bowl. The 2012 'Cats, who played in a New Year's Day bowl game for the third time in five years, earned a No. 17 year-end ranking in the USA Today/Coaches Poll, the best positioning for any Big Ten team.

Consequently, four consecutive senior classes to graduate from the Northwestern football program during that timeframe set or tied the school record for most career wins by a five-year senior class, with the 2012 group going out as the winningest NU senior class in history with 40 victories to its credit. Likewise, Fitzgerald's Gator Bowl victory on Jan. 1, 2013, marked the 50th of his career, officially making him the winningest head coach in Northwestern Football history.

Away from the gridiron, Fitzgerald's players have achieved at the highest levels in the classroom, last fall placing a record 38 players on the Academic All-Big Ten team en route to posting a remarkable 3.05 team GPA for the 2013-14 academic year. In 2012, Northwestern collected top national honors in the AFCA Academic Achievement Award for the seventh time since 1998. Additionally, Fitzgerald's program ranked second among all FBS programs in the recently released multi-year Academic Progress Rating (APR), posting a score of 992 out of a possible 1,000 in the measure of player retention and eligibility.

NU also goes to great lengths to make a difference in the community. Fitzgerald, his family and his players partake in countless charitable events, impacting the NU and Evanston communities through their participation in Northwestern Dance Marathon, Special Olympics, Misericordia, the NU chapter of Uplifting Athletes, weekly school and children's hospital visits, and dozens of other organizations. Additionally, a Wildcat also has been selected to the prestigious Allstate AFCA Good Works Team® in seven of the last year years (only 11 players from FBS football claim the honor each season), most recently place-kicker Jeff Budzien in 2013.

51



- 2008 College Football Hall of Fame Class
- 1995 & 1996 Bendarik Award Winner
- 1995 & 1996 Nagurski Award Winner
- First two-time winner of both the Bednarik and Nagurski Awards
- 1995 & 1996 Big Ten Champion
- 1995 Big Ten Defensive Player of the Year
- 1995 Sports Illustrated Defensive Player of the Year
- Two-Time All-American
- 23 career starts
- 299 career tackles
- 20 career tackles for loss
- 5 forced fumbles
- 3 interceptions

MEDIA AVAILABILITY

SUNDAY

No
Availability

MONDAY

Weekly
News Conference
12 p.m., CDT
Nicolet Football
Center
Pat Fitzgerald

TUESDAY

Post Practice
10:30 AM CDT
Welsh-Ryan
Arena Lobby
Coaches & Players
by request
B1G Teleconference
Pat Fitzgerald
11 AM, CDT

WEDNESDAY

No
Availability

THURSDAY

No
Availability

FRIDAY

No
Availability

SATURDAY

I
Postgame
Presser

WEEKLY MONDAY PRESS CONFERENCE

Coach Fitzgerald will hold weekly media briefings at Noon CDT each Monday during the regular season in the Nicolet Football Center. Fitzgerald will make comments and answer questions until approximately 12:25 p.m. Selected players will be on hand to meet with the press at approximately 12:30 p.m., class schedules permitting. The entire news conference is available on NUsports.com (All-Access video site for a fee).

BIG TEN WEEKLY TELECONFERENCE

Coach Fitzgerald takes part in the Big Ten Conference's Coaches Teleconference each Tuesday throughout the regular season. All 14 head coaches are available to answer questions for eight minutes. Fitzgerald's segment begins at 11 a.m. CT. Media members wishing to participate should call or email the Big Ten office (847-696-1010) for the call-in phone number. Playback of the teleconference is available for 24 hours following the completion of the original format.

COACH/PLAYER AVAILABILITY

Coach Fitzgerald and student-athletes who did not participate in the Monday press conference are available after morning practices on Tuesdays and Wednesdays each week. Depending on class schedules, players may also be available in the afternoon on those two days. No player interviews will be granted on Sunday, Thursday or Friday. Depending on his schedule, Coach Fitzgerald may also be available during the late-afternoon hours on Tuesday and Wednesday. Please call in advance to set up an interview.

WILDCATS ONLINE

The official web site of Northwestern Athletics is NUsports.com. Updated daily, the site includes releases and game notes as well as other football-related items: up-to-date roster, schedule, game times, etc. You may also Northwestern football on Twitter at these accounts: @NU_Sports, @NUFBNews, @NU_SportsLIVE, @NUFBFamily or @coachfitz51.

GAME CREDENTIALS

For any media wishing to obtain a credential for any home game, please apply at www.sportssystem.com/northwestern.

POSTGAME PROCEDURE

Following a cooling off period, head coach Pat Fitzgerald and select players will meet with the media in Nicolet Football Center, which is located adjacent to Ryan Field on the north side. Requests for student-athletes should be made to a Northwestern Athletic Communications contact at least five minutes prior to the end of the contest.

NORTHWESTERN ATHLETIC COMMUNICATIONS

Contact: Paul Kennedy, Assistant Athletic Director for Athletic Communications
Phone: Office - (847) 467-2028 | Cell - (313) 497-5990
Email: pkennedy@northwestern.edu

Contact: Kyle Kelley, Assistant Director of Athletic Communications
Phone: Office - (847) 491-8800 | Cell: (989) 400-1705
Email: kyle.kelley@northwestern.edu

Northwestern Athletic Communications

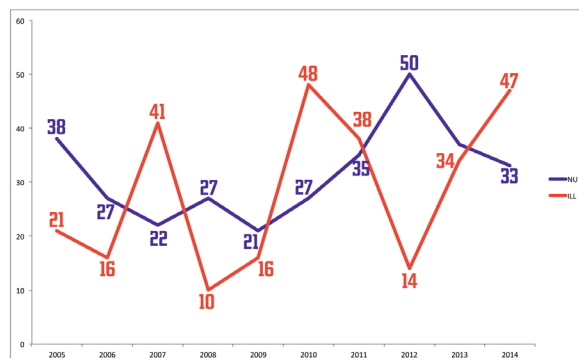
Mailing Address

1501 Central St.
Evanston, IL 60208



BATTLE AT SOLDIER FIELD

The Wildcats and Fighting Illini first began their in-state rivalry in 1892 and will meet for the 109th time when they kick off at Soldier Field Saturday afternoon. Illinois holds a slight 55-48-5 edge in the all-time series and the Wildcats will be looking to avenge last season's 47-33 loss at Ryan Field. The 'Cats have are 6-4 in the last 10 meetings, averaging 31.7 points per game over the last decade. The Land of Lincoln Trophy was introduced in 2009 and derives from the official state nickname of Illinois and depicts a bronze replica of a stovepipe hat famously worn by Abraham Lincoln.



THE 'CATS GO AS JACKSON GOES

Sophomore **Justin Jackson** carried the ball a career-high 35 times for 139 yards and a touchdown, eclipsing the 100-yard mark for the third-straight game, sixth time this season and 13th time in his career. Jackson ranks third in the Big Ten and 21st in the country in rushing yards (1,172), third in the Big Ten and 25th in the country in rushing yards per game (106.5) and is fourth in the Big Ten and 49th in the country in all-purpose yards (119.82). The true sophomore has rushed for over 1,000 yards in each of his first two seasons and has already climbed to eighth in the annals of Northwestern football history with 2,359 career rushing yards. Jackson rushed for 130 yards and two touchdowns on 24 carries versus the Fighting Illini last season and needs just 107 yards Saturday to move past Greg Boykin for seventh all time in rushing.

HEAD-TO-HEAD

JUSTIN JACKSON	Rush Yards	Yards/Carry	Yards/Game
NU's 9 Wins	1,117	4.7	124.1
NU's 2 Losses	55	2.5	27.5
Season Totals	1,172	4.5	106.5

EYES ON THE CHARTS

PLAYER	YEARS	YARDS
#6 Noah Herron	2001-04	2,524
#7 Greg Boykin	1972-76	2,465
#8 Justin Jackson	Active	2,359
#9 Kain Colter	2010-13	2,180

GOING BOWLING

Northwestern became bowl-eligible for the 12th time in program history and sixth time under head coach **Pat Fitzgerald** with its 30-28 win over Nebraska on Oct. 24. The Wildcats missed a bowl game each of the last two seasons after going to five consecutive bowls from 2008-12 under Fitzgerald, a streak capped with a 34-20 win over Mississippi State in the TaxSlayer.com Gator Bowl. Fitzgerald has been a part of 10 of 12 seasons in which the Wildcats have been bowl-eligible as either a player or a coach.



FRESHMAN JELANI ROBERTS HONORED BY NATIONAL FOOTBALL FOUNDATION

Freshman wide receiver **Jelani Roberts** has been selected as one of five student-athletes honored by the National Football Foundation & College Hall of Fame as a recipient of the 2015 National High School Scholar-Athlete Award. Roberts will be honored for his high school accomplishments during the NFF Chapter Awards Luncheon, presented by Under Armour, on Dec. 8 at the Waldorf Astoria in New York City.



NATIONAL
FOOTBALL
FOUNDATION

>>> LAST WEEK at WISCONSIN

35

CARRIES

139

RUSHING YARDS

1

TOUCHDOWN

YOU GET A SACK AND YOU GET A SACK!


The Wildcats sacked Wisconsin six times for a total loss of 50 yards Saturday, marking their most sacks in a game since eight against Miami (Ohio) on Oct. 10, 2009. In addition to Gibson's three sacks, Tyler Lancaster had a sack, Dean Lowry and Ifeadi Odenigbo each had half a sack and the 'Cats were given a team sack. Gibson (15.0), Lowry 12.0) and Odenigbo (11.5) each now rank in the top 10 in Northwestern history in career sacks.



DEONTE
GIBSON

YOU SHALL NOT PASS

The Northwestern defense had a season-high 11.0 tackles for loss and held Wisconsin to negative-26 yards rushing Saturday to set a new program record for the fewest rushing yards allowed in a single game. The negative-26 are the third fewest allowed by a team in the country this season as Kent State held Delaware State to negative-38 rushing yards and Tulane held UCF to negative-35. The 11.0 tackles for loss are the most by the Wildcats since they had 12.0 at Rice on Sept. 18, 2010. The previous Northwestern record for fewest rushing yards allowed prior to Saturday was 4 against versus Ohio on Sept. 20, 2008.



WE'LL TAKE THE BALL

Chicago's Big Ten Team forced a season-high five turnovers at Wisconsin and are now 7-0 this season and 41-14 under head coach Pat Fitzgerald when finishing a game with a positive turnover margin. The 'Cats rank 24th in the country and fourth in the Big Ten this season with a +0.55 turnover margin.

MEET ME IN THE BACKFIELD

Senior defensive end **Dean Lowry** had a career-high 10 tackles at Nebraska, including a Northwestern record six tackles for loss, to earn Big Ten Defensive Player of the Week honors. The six tackles in the backfield are tied for the most by any player in college football this season and tied the sixth best mark in Big Ten history.

BIG TEN HISTORY		
PLAYER	TFL	Opp. (Date)
Jeff Zgonina, Purdue	7.0	NU (10/3/92)
Julian Peterson, MSU	7.0	Ohio State (11/7/98)
Larry Foote, Michigan	7.0	Iowa (10/27/01)
Rob Ninkovich, Purdue	7.0	Indiana (11/19/05)
Alex Lewis, Wisconsin	6.5	Purdue (10/18/03)
DEAN LOWRY	6.0	Nebraska (10/24/15)

OPPORTUNISTIC DEFENSE

The Wildcats are second in the Big Ten and one of just 12 teams in the NCAA with three defensive touchdowns this season. The 'Cats had zero defensive TDs last season.



Matthew Harris 47-yard interception return versus Eastern Illinois



Anthony Walker 13-yard fumble return vs. Minnesota



Nick VanHoose 72-yard interception return at Nebraska

WILDCATS

LAST WEEK at WISCONSIN<<<

6

TACKLES

4

TFL

3.0

SACKS

ALPHABETICAL ROSTER

No.	Name	Pos.	Ht.	Wt.	Cl./Elig.	Hometown/High School/Last College
36	Corey Acker	WR	5-9	170	Jr./So.	Ballston Lake, N.Y./Shenendehowa Central
7	Matt Alviti	QB	6-0	200	Jr./So.	Park Ridge, Ill./Maine South
12	Auston Anderson	RB	5-9	180	So./R-Fr.	Plano, Texas/Plano West
16	Quinn Baker	WR	5-9	190	So./R-Fr.	Trout Valley, Ill./Cary-Grove
47	Joe Bergin	DB	5-11	190	Fr./Fr.	Bloomfield Hills, Mich./Detroit Country Day
26	Terrance Brown	S	6-1	210	Sr./Jr.	Los Alamitos, Calif./Los Alamitos
8	Stephen Buckley	WR	6-0	185	Sr./Jr.	Forney, Texas/North Forney
74	Graham Bullmore	OL	6-7	290	Jr./So.	Kenosha, Wis./Bradford
59	J.B. Butler	OL	6-3	305	So./R-Fr.	Plainfield, Ill./Joliet Catholic
80	Austin Carr	WR	6-1	195	Sr./Jr.	Benicia, Calif./Benicia
1	Max Chapman	DL	6-3	270	Sr. [5]/Sr.	Ponte Vedra, Fla./Nease
85	Chris Cliff	WR	6-2	205	Fr./Fr.	West Bloomfield, Mich./Walled Lake Northern
79	Sam Coverdale	OL	6-6	305	Jr./So.	Chagrin Falls, Ohio/Kenston
25	Luke Dauch	WR	6-3	220	Sr. [5]/Sr.	Bloomfield Hills, Mich./Lahser
73	Adam DePietro	OL	6-5	295	Sr./Jr.	Lancaster, Pa./Lancaster Catholic
19	Cameron Dickerson	WR	6-3	225	Sr. [5]/Sr.	Englewood, N.J./Bergen Catholic
9	Garrett Dickerson	SB	6-3	245	So./So.	Englewood, N.J./Bergen Catholic
71	Tommy Doles	OL	6-6	280	So./R-Fr.	Grand Rapids, Mich./Grand Rapids Christian
89	Charlie Fessler	WR	6-4	205	Fr./Fr.	Erie, Pa./Cathedral Prep
52	Chris Fitzpatrick	LS	6-1	235	Sr./Jr.	Lawrenceburg, Ky./Anderson County
45	Nathan Fox	LB	6-2	245	Fr./Fr.	Houston, Texas/Clear Lake
57	Matt Frazier	OL	6-4	295	Sr. [5]/Sr.	Bourbonnais, Ill./Bishop McNamara
97	Joe Gaziano	DL	6-4	255	Fr./Fr.	Scituate, Mass./Xaverian Brothers
13	Deonte Gibson	DL	6-3	265	Sr. [5]/Sr.	Lakewood, Ohio/St. Edward
54	Trent Goens	DL	6-3	250	Fr./Fr.	Chino Hills, Calif./Chino Hills
24	Mark Gorogianis	WR	6-0	190	Jr./So.	Lombard, Ill./Montini Catholic
84	Cameron Green	WR	6-3	210	Fr./Fr.	Buffalo Grove, Ill./Stevenson
11	TJ Green	QB	6-1	190	Fr./Fr.	Leawood, Kan./Rockhurst
32	Nate Hall	LB	6-2	230	So./R-Fr.	Toledo, Ohio/Southview
83	Chad Hanaoka	RB	5-10	170	So./So.	Honolulu, Hawaii/Iolani School
72	Blake Hance	OL	6-6	300	So./R-Fr.	Jacksonville, Ill./Jacksonville
27	Matthew Harris	CB	5-11	180	Jr./Jr.	La Grange Highlands, Ill./Lyons
24	Montre Hartage	DB	6-0	180	Fr./Fr.	Cordele, Ga./Crisp County
2	Traveon Henry	S	6-1	215	Sr./Sr.	Lauderdale Lakes, Fla./Pine Crest
35	Tom Hruby	LB	6-3	240	Jr./Jr.	Crown Point, Ind./Andrean
16	Godwin Igwebuikwe	S	6-0	200	Jr./So.	Pickerington, Ohio/Pickerington North
21	Justin Jackson	RB	5-11	190	So./So.	Carol Stream, Ill./Glenbard North
43	Cole Johnson	WR	6-1	200	Jr./So.	Avon, Ind./Avon
14	Christian Jones	WR	6-3	235	Sr. [5]/Sr.	Houston, Texas/Westfield
42	Joseph Jones	LB	6-1	225	Sr./Jr.	Plano, Ill./Plano
87	Garrett Kidd	WR	6-2	195	Sr. [5]/Sr.	Midland, Mich./Dow/Miami (Fla.)
17	Daniel Kubiuk	QB	6-1	200	So./R-Fr.	Barrington, Ill./Barrington
93	Greg Kuhar	DL	6-3	305	Sr./Jr.	Concord Township, Ohio/St. Edward
67	Tyler Lancaster	DL	6-3	300	Jr./So.	Romeoville, Ill./Plainfield East
78	Adam Lemke-Bell	OL	6-5	270	Fr./Fr.	Oak Park, Ill./Oak Park-River Forest
13	Warren Long	RB	6-0	210	Jr./Jr.	Union City, Calif./James Logan
94	Dean Lowry	DL	6-6	290	Sr./Sr.	Rockford, Ill./Boylan
46	Eric Lutzen	SB	6-6	235	So./R-Fr.	Pewaukee, Wis./Pewaukee
68	Connor Mahoney	OL	6-4	290	Sr./Jr.	Malvern, Pa./Malvern
28	Alonzo Mayo	DB	5-11	170	Fr./Fr.	Baltimore, Md./The Gilman School
41	Jared McGee	S	6-1	215	So./R-Fr.	Mansfield, Texas/Mansfield Legacy
6	Mike McHugh	WR	6-3	195	Sr./Jr.	Kirkwood, Mo./Kirkwood
17	Marcus McShepard	CB	5-11	200	Jr./So.	University Heights, Ohio/Cleveland Heights
70	Shane Mertz	OL	6-8	310	Sr. [5]/Sr.	Hazlet, N.J./Raritan
33	Matt Micucci	PK	5-11	185	Jr./So.	Lake Zurich, Ill./Stevenson
7	Jack Mitchell	PK	6-3	210	Sr./Jr.	San Diego, Calif./Torrey Pines
53	Geoff Mogus	OL	6-5	305	Sr. [5]/Sr.	Lorain, Ohio/St. Edward
20	John Moten IV	RB	6-0	190	Fr./Fr.	St. Louis, Mo./John Burroughs School
10	Jake Murray	DB	6-3	200	Fr./Fr.	Coppell, Texas/Coppell
86	Flynn Nagel	WR	5-11	190	Fr./Fr.	Lemont, Ill./Lemont
96	Hunter Niswander	P	6-5	235	Jr./So.	Peninsula, Ohio/Woodridge
69	Brad North	OL	6-2	290	Jr./So.	Allen, Texas/Allen
48	Tommy Odell	S	5-11	200	Jr./So.	River Forest, Ill./Oak Park-River Forest
7	Ifeadi Odenigbo	DL	6-3	250	Sr./Jr.	Centerville, Ohio/Centerville
10	Zack Oliver	QB	6-4	230	Sr. [5]/Sr.	Baton Rouge, La./Catholic
76	Eric Olson	OL	6-6	295	Sr./Jr.	Sudbury, Mass./Buckingham, Browne & Nichols
38	Arthur Omilian	PK	5-11	180	Sr. [5]/Sr.	Atlanta, Ga./Pace Academy
64	Andrew Otterman	OL	6-5	295	Fr./Fr.	Morristown, N.J./Delbarton
99	Ben Oxley	DL	6-6	285	So./R-Fr.	Avon Lake, Ohio/Avon Lake
63	Ian Park	OL	6-4	305	Sr./Jr.	Pittsburgh, Pa./Upper St. Clair
46	Anthony Pierce-Adams	LB	6-0	215	So./R-Fr.	Chicago, Ill./De La Salle Institute
91	Kenton Playko	OL	6-5	300	Sr./Jr.	Lewis Center, Ohio/Olentangy
51	Jaylen Prater	SB	6-0	230	Sr./Jr.	Hamden, Ohio/Wellston
44	James Prather	DL	6-4	270	So./R-Fr.	Memphis, Tenn./Memphis University School
53	Cameron Queiro	LB	6-1	225	So./R-Fr.	Verona, N.J./Bergen Catholic
21	Kyle Queiro	S	6-3	200	Jr./So.	Verona, N.J./Bergen Catholic
33	Steven Reese	DB	6-2	190	Fr./Fr.	Buford, Ga./Buford
58	Heath Reineke	DL	6-3	245	So./R-Fr.	Ashland, Ohio/Ashland
90	C.J. Robbins	DL	6-5	300	Sr. [5]/Sr.	Peru, Ill./LaSalle-Peru
81	Jelani Roberts	WR	5-8	160	Fr./Fr.	Owings Mills, Md./The Gilman School
49	Josh Roberts	LB	6-1	215	Jr./So.	Warrego, Kan./Rock Creek
2	Christian Salem	WR	6-3	195	Sr./Jr.	Santa Monica, Calif./Santa Monica
82	Andrew Scanlan	WR	6-2	215	Sr./Jr.	Royersford, Pa./Spring Ford
34	Simba Short	LB	6-2	210	Fr./Fr.	Brentwood, Calif./De La Salle
5	Miles Shuler	WR	5-10	180	Sr. [5]/Sr.	Long Branch, N.J./Long Branch/Rutgers
55	Drew Smith	LB	6-1	230	Sr. [5]/Sr.	Cincinnati, Ohio/Colerain
85	Mark Szott	SB	6-4	255	Sr. [5]/Sr.	Naperville, Ill./Waubonsie Valley
88	Jayme Taylor	SB	6-4	230	Jr./So.	The Woodlands, Texas/The Woodlands
65	Jared Thomas	OL	6-4	275	Fr./Fr.	Indianapolis, Ind./Cathedral
95	Jordan Thompson	DL	6-3	275	Fr./Fr.	Cincinnati, Ohio/LaSalle
18	Clayton Thorson	QB	6-4	220	So./R-Fr.	Wheaton, Ill./Wheaton North
23	Nick VanHoose	CB	6-0	190	Sr. [5]/Sr.	Urbana, Ohio/Graham
4	Solomon Vault	RB	5-10	190	So./So.	Gaithersburg, Md./Gaithersburg
40	Dan Vitale	SB	6-2	235	Sr./Sr.	Wheaton, Ill./Wheaton-Warrenville South
31	Tommy Vitale	LB	6-3	220	Fr./Fr.	Wheaton, Ill./Wheaton-Warrenville South
18	Anthony Walker	LB	6-1	235	Jr./So.	Miami, Fla./Monsignor Edward Pace
56	Brett Walsh	LB	6-1	225	Jr./So.	Monrovia, Calif./Monrovia
98	Xavier Washington	DL	6-1	240	So./So.	Cedar Hill, Texas/Cedar Hill
3	Keith Watkins II	CB	5-11	180	Jr./So.	Cincinnati, Ohio/Archbishop Moeller
39	Mason Weissenhofer	PK/P	6-2	185	Fr./Fr.	Plainfield, Ill./Montini Catholic
22	Parker Westphal	CB	6-1	190	So./R-Fr.	Bolingbrook, Ill./Bolingbrook
29	Trae Williams	DB	5-11	200	Fr./Fr.	The Plains, Ohio/Athens
15	Macan Wilson	WR	6-0	180	Jr./So.	Houston, Texas/Kinkaid
92	Fred Wyatt	DL	6-4	270	So./R-Fr.	Lawrence, Kan./Free State
14	Lloyd Yates	QB	6-2	195	Fr./Fr.	Oak Park, Ill./Oak Park-River Forest
11	Pierre Youngblood-Ary	WR	6-3	190	Sr. [5]/Sr.	Orlando, Fla./Lake Brantley

NUMERICAL

1	Max Chapman	DL
2	Traveon Henry	S
2	Christian Salem	WR/H
3	Keith Watkins II	CB
4	Solomon Vault	RB
5	Miles Shuler	WR
6	Mike McHugh	WR
7	Matt Alviti	QB
7	Jack Mitchell	PK
7	Ifeadi Odenigbo	DL
8	Stephen Buckley	WR
9	Garrett Dickerson	SB
10	Jake Murray	S
10	Zack Oliver	QB
11	TJ Green	QB
11	Pierre Youngblood-Ary	WR
12	Auston Anderson	RB
13	Deonte Gibson	DL
13	Warren Long	WR
14	Christian Jones	WR
14	Lloyd Yates	QB
15	Macan Wilson	WR
16	Quinn Baker	WR
16	Godwin Igwebuikwe	S
17	Daniel Kubiuk	QB
17	Marcus McShepard	CB
18	Clayton Thorson	QB
18	Anthony Walker	LB
19	Cameron Dickerson	WR
20	John Moten IV	RB
21	Justin Jackson	RB
21	Kyle Queiro	S
22	Parker Westphal	CB
23	Nick VanHoose	CB
24	Montre Hartage	CB
24	Mark Gorogianis	WR
25	Luke Dauch	WR
26	Terrance Brown	S
27	Matthew Harris	CB
28	Alonzo Mayo	CB
29	Trae Williams	CB
31	Tommy Vitale	LB
32	Nate Hall	LB
33	Matt Micucci	PK
33	Steven Reese	S
34	Simba Short	LB
35	Tom Hruby	LB
36	Corey Acker	RB
38	Arthur Omilian	PK
39	Mason Weissenhofer	PK/P
40	Dan Vitale	SB
41	Jared McGee	S
42	Joseph Jones	LB
43	Cole Johnson	WR
44	James Prather	SB
45	Nathan Fox	LB
46	Eric Lutzen	SB
46	Anthony Pierce-Adams	LB
47	Joe Bergin	S
48	Tommy Odell	S
49	Josh Roberts	LB
51	Jaylen Prater	LB
52	Chris Fitzpatrick	LS
53	Geoff Mogus	OL
53	Cameron Queiro	LB
54	Trent Goens	DL
55	Drew Smith	LB
56	Brett Walsh	LB
57	Matt Frazier	OL
58	Heath Reineke	DL
59	J.B. Butler	OL
63	Ian Park	OL
64	Andrew Otterman	OL
65	Jared Thomas	OL
67	Tyler Lancaster	DL
68	Connor Mahoney	OL
69	Brad North	OL
70	Shane Mertz	OL
71	Tommy Doles	OL
72	Blake Hance	OL
73	Adam DePietro	OL
74	Graham Bullmore	OL
76	Eric Olson	OL
78	Adam Lemke-Bell	OL
79	Sam Coverdale	OL
80	Austin Carr	WR
81	Jelani Roberts	WR
82	Andrew Scanlan	WR
83	Chad Hanaoka	RB
84	Cameron Green	WR
85	Chris Cliff	WR
85	Mark Szott	SB
86	Flynn Nagel	WR
87	Garrett Kidd	WR
88	Jayme Taylor	SB
89	Charlie Fessler	WR
90	C.J. Robbins	DL
91	Kenton Playko	OL
92	Fred Wyatt	DL
93	Greg Kuhar	DL
94	Dean Lowry	DL
95	Jordan Thompson	DL
96	Hunter Niswander	P
97	Joe Gaziano	DL
98	Xavier Washington	DL
99	Ben Oxley	DL

NORTHWESTERN PLAYER OF THE GAME (CHOSEN BY NU COACHING STAFF)

Game	Offensive	Off. Big Playmaker	Off. Practice
Stanford	Justin Jackson	Christian Jones	Corey Acker
Eastern Illinois	Warren Long	Dan Vitale	James Prather
Duke	Dan Vitale	Warren Long	Jared Thomas
Ball State	Dan Vitale	Justin Jackson	TJ Green
Minnesota	Eric Olson	Clayton Thorson	Corey Acker
Michigan	n/a	Austin Carr	Charlie Fessler
Iowa	Matt Frazier	n/a	James Prather
Nebraska	Dan Vitale	Clayton Thorson	Cole Johnson
Penn State	Justin Jackson	Zack Oliver	Luke Dauch
Purdue	Matt Frazier	Warren Long	Graham Bullmore
Wisconsin	Justin Jackson	Connor Mahoney	Andrew Otterman
Illinois			

Game	Defensive	Def. Big Playmaker	Def. Practice
Stanford	Anthony Walker Jr.	Dean Lowry	Tom Hruby
Eastern Illinois	Deonte Gibson	Matt Harris	Parker Westphal
		Dean Lowry	
Duke	Dean Lowry	Anthony Walker	Heath Reineke
		Godwin Igwebuike	
Ball State	Deonte Gibson	Jaylen Prater	Nathan Fox
Minnesota	Nick VanHoose	Tyler Lancaster	Tom Hruby
	Dean Lowry		
Michigan	Deonte Gibson	Anthony Walker Jr.	Joe Gaziano
Iowa	Jaylen Prater	Traveon Henry	Tommy Odell
Nebraska	Dean Lowry	Nick VanHoose	Joe Gaziano
Penn State	Deonte Gibson	Nick VanHoose	Joe Bergin
		Anthony Walker Jr.	
Purdue	Drew Smith	Traveon Henry	Tom Hruby
Wisconsin	Deonte Gibson	Ifeadi Odenigbo	Tommy Odell
Illinois			

Game	Special Teams	ST Practice Player of the Week
Stanford	Keith Watkins II	Trae Williams
Eastern Illinois	Chris Fitzpatrick	Josh Roberts
Duke	Warren Long	Cole Johnson
Ball State	Joseph Jones	Alonzo Mayo
Minnesota	Miles Shuler	Macan Wilson
Michigan	n/a	John Moten IV
Iowa	Stephen Buckley	Josh Roberts
Nebraska	Miles Shuler	John Moten IV
Penn State	Solomon Vault	Quinn Baker
Purdue	Hunter Niswander	Eric Lutzen
Wisconsin	Matthew Harris	Cameron Green
Illinois		



SPECIAL TEAMS PLAYER OF THE WEEK <<<

#27 - CB - MATTHEW HARRIS
JUNIOR - LAGRANGE HIGHLANDS, ILL. - LYONS TOWNSHIP

NORTHWESTERN DEPTH CHART vs. ILLINOIS

FIRST TEAM

Pos.	#	Name	Height	Weight	Year
LT	72	Blake Hance	6-5	300	R-Fr.
LG	70	Shane Mertz	6-8	310	Sr.
C	63	Ian Park	6-4	305	Jr.
RG	57	Matt Frazier	6-4	295	Sr.
RT	76	Eric Olson	6-6	295	Jr.
WR	6	Mike McHugh	6-3	195	Jr.
WR	14	Christian Jones	6-3	235	Sr.
WR	5	Miles Shuler	5-10	180	Sr.
QB	18	Clayton Thorson	6-4	220	R-Fr.
RB	21	Justin Jackson	5-11	190	So.
SB	40	Dan Vitale	6-2	235	Sr.
LE	94	Dean Lowry	6-6	290	Sr.
DT	90	C.J. Robbins	6-5	300	Sr.
DT	67	Tyler Lancaster	6-3	300	So.
RE	13	Deonte Gibson	6-3	265	Sr.
Will	32	Nate Hall	6-2	230	R-Fr.
Mike	18	Anthony Walker	6-1	235	So.
Sam	55	Drew Smith	6-1	230	Sr.
CB	23	Nick VanHoose	6-0	190	Sr.
CB	27	Matthew Harris	5-11	180	Jr.
S	16	Godwin Igwebuike	6-0	200	So.
S	2	Traveon Henry	6-1	215	Sr.

SPECIALISTS

Pos.	#	Name	Height	Weight	Year
PK	7	Jack Mitchell	6-3	210	Jr.
	38	Arthur Omilian	5-11	180	Sr.
P	96	Hunter Niswander	6-5	230	So.
	33	Matt Micucci	5-11	185	Jr.
LS	52	Chris Fitzpatrick	6-2	230	Jr.
H	2	Christian Salem	6-3	195	Jr.
KR	4	Solomon Vault	5-10	190	So.
	81	Jelani Roberts	5-8	160	Fr.
PR	5	Miles Shuler	5-10	180	Sr.
	23	Nick VanHoose	6-0	190	Sr.
KO	7	Jack Mitchell	6-3	210	Jr.
	33	Matt Micucci	5-11	185	Jr.

SECOND TEAM

Pos.	#	Name	Height	Weight	Year
LT	70	Shane Mertz	6-8	310	Sr.
LG	68	Connor Mahoney	6-4	290	Jr.
C	69	Brad North	6-2	290	So.
RG	59	J.B. Butler	6-3	305	R-Fr.
RT	71	Tommy Doles	6-6	280	R-Fr.
WR	87	Garrett Kidd	6-2	195	Sr.
WR	80	Austin Carr	6-1	195	Jr.
WR	19	Cam Dickerson	6-3	225	Sr.
QB	10	Zack Oliver	6-4	230	Sr.
OR	7	Matt Alviti	6-0	200	So.
RB	13	Warren Long	6-0	210	Jr.
SB	9	Garrett Dickerson	6-3	245	So.
LE	98	Xavier Washington	6-1	240	So.
DT	1	Max Chapman	6-3	270	Sr.
DT	95	Jordan Thompson	6-3	275	Fr.
RE	7	Ifeadi Odenigbo	6-3	250	Jr.
Will					
Mike	53	Cameron Queiro	6-1	225	R-Fr.
Sam	42	Joseph Jones	6-1	225	Jr.
CB	3	Keith Watkins II	5-11	180	So.
CB	17	Marcus McShepard	5-11	220	So.
S	26	Terrance Brown	6-1	210	Jr.
S	41	Jared McGee	6-1	215	R-Fr.

PRONUNCIATION GUIDE

Luke Dauch (DOWK)
Adam DePietro (da-PEE-tro)
Joe Gaziano (gah-ZEE-ah-no)
Deonte Gibson (Dee-ON-tay)
Trent Goens (GO-ins)
Montre Hartage (mon-TRAY)
Traveon Henry (TRAH-vee-on)
Tom Hruby (ROO-bee)
Godwin Igwebuike (ig-weh-BYU-kay)
Greg Kuhar (KOO-har)
Matt Micucci (mi-KOO-chee)
Hunter Niswander (NICE-wander)
Ifeadi Odenigbo (if-ah-dee o-DEN-uh-bo)
Cameron/Kyle Queiro (KAY-ro)
Jelani Roberts (juh-lah-NEE)
Mark Szott (ZOTT)
Dan/Tommy Vitale (vy-TAL-ee)
Pierre Youngblood-Ary (Youngblood-AIR-ee)

BIG TEN STANDINGS

WEST DIVISION	BIG	.PCT	OVERALL	.PCT	STREAK
Iowa	7-0	1.000	11-0	1.000	W11
Northwestern	5-2	.714	9-2	.818	W4
Wisconsin	5-2	.714	8-3	.727	L1
Nebraska	3-4	.429	5-6	.455	W2
Illinois	2-5	.286	5-6	.455	L2
Minnesota	2-5	.286	5-6	.455	W1
Purdue	1-6	.143	2-9	.182	L3
EAST DIVISION	BIG	.PCT	OVERALL	.PCT	STREAK
Michigan State	6-1	.857	10-1	.909	W2
Ohio State	6-1	.857	10-1	.909	L1
Michigan	6-1	.857	9-2	.818	W4
Penn State	4-3	.571	7-4	.636	L2
Indiana	1-6	.143	5-6	.455	W1
Rutgers	1-6	.143	4-7	.364	W1
Maryland	0-7	.000	2-9	.182	L8

THIS WEEK'S SCHEDULE

Friday, November 27

#5 Iowa at Nebraska ABC 2:30 p.m.

Saturday, November 28

#3 Ohio State at #12 Michigan ABC 11 a.m.
 Indiana at Purdue BTN 11 a.m.
 Maryland at Rutgers BTN 11 a.m.
 Penn State at #9 Michigan State ESPN 2:30 p.m.
 #25 Wisconsin at Minnesota BTN 2:30 p.m.
 #20 Northwestern vs. Illinois (Soldier Field) ESPNU 2:30 p.m.

NATIONAL RANKINGS

ASSOCIATED PRESS (WEEK 13)

1.	Clemson (55)	11-0	1,518
2.	Alabama (6)	10-1	1,469
3.	Iowa	11-0	1,325
4.	Notre Dame	10-1	1,317
5.	Oklahoma	10-1	1,295
6.	Michigan State	10-1	1,286
7.	Baylor	9-1	1,161
8.	Ohio State	10-1	1,051
9.	Oklahoma State	10-1	995
10.	Florida	10-1	926
11.	North Carolina	10-1	900
12.	Michigan	9-2	855
13.	Stanford	9-2	816
14.	Florida State	9-2	680
15.	TCU	9-2	652
16.	Navy	9-1	647
17.	NORTHWESTERN	9-2	593
18.	Oregon	8-3	470
19.	Ole Miss	8-3	358
20.	Washington State	8-3	354
21.	Houston	10-1	275
22.	UCLA	8-3	230
23.	Mississippi State	8-3	132
24.	Toledo	9-1	123
25.	Temple	9-2	107

Others Receiving Votes: Utah 100, Pittsburgh 60, LSU 33, Texas A&M 27, Wisconsin 21, Air Force 15, USC 8, Arkansas 7, Western Kentucky 6, Georgia 5, BYU 3, Tennessee 2, Arkansas State 1, West Virginia 1, South Florida 1

COACHES POLL (WEEK 13)

1.	Clemson (58)	11-0	1,590
2.	Alabama (5)	10-1	1,531
3.	Iowa (1)	11-0	1,419
4.	Notre Dame	10-1	1,373
5.	Oklahoma	10-1	1,364
6.	Michigan State	10-1	1,302
7.	Baylor	9-1	1,201
8.	Ohio State	10-1	1,138
9.	Florida	10-1	1,047
10.	Oklahoma State	10-1	956
11.	North Carolina	10-1	929
12.	Stanford	9-2	881
	Michigan	9-2	881
14.	Florida State	9-2	783
15.	Navy	9-1	674
16.	TCU	9-2	626
17.	NORTHWESTERN	9-2	569
18.	Oregon	8-3	482
19.	Ole Miss	8-3	383
20.	Washington State	8-3	327
21.	Houston	10-1	256
22.	Mississippi State	8-3	230
23.	UCLA	8-3	224
24.	Temple	9-2	116
25.	Utah	8-3	101

Others Receiving Votes: LSU 82, Toledo 69, Wisconsin 58, Texas A&M 54, Pittsburgh 46, Georgia 34, USC 27, Western Kentucky 12, Arkansas 7, Air Force 6, West Virginia 6, Bowling Green 5, BYU 5, San Diego State 3, Appalachian State 2, Arkansas State 1

BY THE NUMBERS

NORTHWESTERN

	Rank	B1G	Value
Total Offense	114	14	331.0
Rushing Offense	39	4	192.3
Passing Offense	120	14	138.7
Team Passing Efficiency	119	13	96.36
Scoring Offense	112	14	20.4
Total Defense	11	4	309.7
Rushing Defense	18	6	121.5
Passing Yards Allowed	24	6	188.3
Team Passing Efficiency Defense	5	3	98.81
Scoring Defense	9	4	16.6
Turnover Margin	24	4	0.55
3rd Down Conversion Percentage	41	5	42.6
4th Down Conversion Percentage	111	12	33.3
3rd Down Conversion Percentage Defense	10	2	30.7
4th Down Conversion Percentage Defense	36	8	42.1
Red Zone Offense	71	9	82.4
Red Zone Defense	21	2	75.9
Net Punting	65	5	37.7
Punt Returns	58	9	8.3
Kickoff Returns	8	2	26.7
First Downs Offense	104	12	195
First Downs Defense	17	4	186
Fewest Penalties Per Game	15	1	4.9
Fewest Penalty Yards Per Game	19	3	42.8
Time of Possession	68	8	29:49

ILLINOIS

	Rank	B1G	Value
Total Offense	86	8	377.5
Rushing Offense	109	13	133.9
Passing Offense	47	3	243.6
Team Passing Efficiency	108	11	110.65
Scoring Offense	103	11	23.5
Total Defense	34	8	350.9
Rushing Defense	55	10	163.0
Passing Yards Allowed	23	5	187.9
Team Passing Efficiency Defense	24	7	112.92
Scoring Defense	42	8	23.2
Turnover Margin	52	6	0.27
3rd Down Conversion Percentage	89	11	36.6
4th Down Conversion Percentage	92	7	43.5
3rd Down Conversion Percentage Defense	13	3	31.1
4th Down Conversion Percentage Defense	80	12	52.4
Red Zone Offense	117	14	73.7
Red Zone Defense	80	11	85.7
Net Punting	123	14	32.96
Punt Returns	43	8	10.04
Kickoff Returns	97	11	19.50
First Downs Offense	61	6	229
First Downs Defense	33	7	199
Fewest Penalties Per Game	39	6	5.6
Fewest Penalty Yards Per Game	44	5	48.6
Time of Possession	66	7	29:58

PLAYER SPOTLIGHT



TRAVEON HENRY - CAREER HIGHS

Tackles: 14, at Iowa, 11/1/14
Solo Tackles: 8 (3x), last vs. Nebraska, 10/18/14
Assisted Tackles: 8 (2x), last at Notre Dame, 11/15/14
TFL: 2.0 (2X), last vs. Ball State, 9/26/15
Interceptions: 1 (3x), last vs. Purdue, 11/14/15
Pass Breakups: 2, vs. Purdue, 11/14/15

2

Tackles	Solo	TFL-Yds	INT
53	39	3.0-11	2



SOLOMON VAULT - CAREER HIGHS

Rushing Yards: 36, vs. Ball State, 9/26/15
Attempts: 9, vs. Eastern Illinois, 9/12/15
Rushing TDs: 2 (3x), last vs. Illinois, 11/29/14
Long Run: 21, vs. Western Illinois, 9/20/14
Receptions: 2 (2x), last vs. Purdue, 11/14/15
Rec. Yards: 53, vs. Purdue, 11/14/15
Long Reception: 37, vs. Purdue, 11/14/15
Kick Return: 98, at Duke, 9/19/15
Kick Return Touchdown: 1 (3x), last vs. Penn State, 11/7/15

4

Rush Yards	Return	KR Avg.	KR TD
164	592	28.2	2



MILES SHULER - CAREER HIGHS

Receptions: 6, at Minnesota, 10/11/14
Yards: 60, at Minnesota, 10/11/14
Long Reception: 22, vs. Cal, 8/30/14
Kickoff Returns: 3 (4x), last at Nebraska, 10/24/15
Kickoff Return Yards: 71, at Nebraska, 10/24/15
Long Kickoff Return: 30, at Nebraska, 10/24/15
Punt Return Yards: 55, vs. Minnesota, 10/3/15
Long Punt Return: 38, vs. Minnesota, 10/3/15
Rushing Yards: 30, vs. Purdue, 11/14/15
Long Run: 26, vs. Purdue, 11/14/15
Rushing Attempts: 3, vs. Western Illinois, 9/20/14
Rushing TDs: 1, vs. Wisconsin, 10/4/14

5

Rec.	Yards	PR Yards	PR Avg.
11	93	110	10.0



JACK MITCHELL - CAREER HIGHS

FGM: 4, vs. Notre Dame, 11/15/14
FGA: 5, vs. Notre Dame, 11/15/14
Longest FG: 49, vs. Stanford, 9/5/15
Touchbacks: 4, at Nebraska, 10/24/15

7

FG	XP	Points	Touchbacks
17-25	22-24	73	7



DEONTE GIBSON - CAREER HIGHS

Tackles: 6 (2x), last at Wisconsin, 11/21/15
Solo Tackles: 4, at Wisconsin, 11/21/15
Assisted Tackles: 3 (3X), last vs. Eastern Illinois, 9/12/15
TFL: 4.0, at Wisconsin, 11/21/15
Sacks: 3.0, at Wisconsin, 11/21/15
QB Hurries: 2, at Notre Dame, 11/15/14
Pass Breakups: 1, at Illinois, 11/30/13
Forced Fumbles: 1, vs. Northern Illinois, 9/6/14
Fumble Recoveries: 1 (2X), at Purdue, 11/22/14

13

Tackles	Solo	Sacks	TFL-Yds
35	17	9.0	12.5-56



WARREN LONG - CAREER HIGHS

Rushing Yards: 72, vs. Eastern Illinois, 9/12/15
Rushing Attempts: 12, vs. Eastern Illinois, 9/12/15
Long Run: 55, at Duke, 9/19/15
Rushing TDs: 2, vs. Purdue, 11/14/15
Receptions: 2, at Notre Dame, 11/15/14
Receiving Yards: 18, at Notre Dame, 11/15/14
Long Reception: 17, at Notre Dame, 11/15/14

13

Carries	Yards	YPC	TD
51	296	5.8	4



GODWIN IGWEBUIKE - CAREER HIGHS

Tackles: 9 (2x), last vs. Minnesota, 10/3/15
Solo Tackles: 8, vs. Minnesota, 10/3/15
Assisted Tackles: 5 (2x), last at Nebraska, 10/24/15
TFL: 2.0, at Michigan, 10/10/15
Interceptions: 3, vs. Wisconsin, 10/4/14
Pass Breakups: 1 (5X), last vs. Ball State, 9/26/15

16

Tackles	Solo	PBU	FF
63	40	3	1



CLAYTON THORSON - CAREER HIGHS

Pass Attempts: 35, vs. Iowa, 10/17/15
Completions: 18, vs. Ball State, 9/26/15
Passing Yards: 256, vs. Ball State, 9/26/15
Passing TDs: 3, vs. Ball State, 9/26/15
Long Pass: 66, vs. Ball State, 9/26/15
Rushing Attempts: 11 (3x), last vs. Iowa, 10/17/15
Rushing Yards: 126, at Nebraska, 10/24/15
Rushing TDs: 2, vs. Minnesota, 10/3/15
Long Rush: 68, at Nebraska, 10/24/15

18

C-A-I	Yards	TD	Rushing TD
130-250-6	1,319	6	5



ANTHONY WALKER - CAREER HIGHS

Tackles: 19, at Duke, 9/19/15
Solo Tackles: 10, vs. Penn State, 11/14/15
Assisted Tackles: 12, at Duke, 9/19/15
TFL: 3 (2x), last vs. Penn State, 11/7/15
Sacks: 1.5, at Purdue, 11/22/14
QB Hurries: 2, at Notre Dame, 11/15/14
Interceptions: 1 (3x), last at Wisconsin, 11/21/15
Pass Breakups: 2, vs. Stanford, 9/5/15
Fumble Recoveries: 1 (4x), last vs. Penn State, 11/7/15
Forced Fumbles: 1 (2x), last vs. Purdue, 11/14/15

18

Tackles	Solo	TFL-YDS	FR
99	52	16.0-44	3



JUSTIN JACKSON - CAREER HIGHS

Rushing Yards: 186, vs. Penn State, 11/7/15
Rushing Attempts: 35 (2x), last at Wisconsin, 11/21/15
Rushing TDs: 2 (2x), last vs. Illinois, 11/29/14
Long Run: 68, at Purdue, 11/22/14
Receptions: 5, vs. Iowa, 10/17/15
Receiving Yards: 55, at Nebraska, 10/24/15
Long Reception: 35, vs. Illinois, 11/29/14
Receiving TDs: 1, at Minnesota, 10/11/14

21

Carries	Yards	YPG	TD
261	1,172	106.5	3




NICK VANHOOSE - CAREER HIGHS

Tackles: 14 (2x), last vs. Illinois, 11/30/13
Solo Tackles: 9, at Iowa, 10/26/13
Assisted Tackles: 8, vs. Illinois, 11/30/13
TFLs: 2.0, at Iowa, 10/26/13
Interceptions: 1 (8x), last at Wisconsin, 11/21/15
Pass Breakups: 3 (4x), last vs. Minnesota, 10/3/15
Fumble Recoveries: 2, vs. Nebraska, 10/20/12
Forced Fumbles: 1 (2x), last at Wisconsin, 11/21/15

23

Tackles	Solo	INT	PBU
39	26	3	11



MATTHEW HARRIS - CAREER HIGHS

Tackles: 10, vs. Western Illinois, 9/20/14
Solo Tackles: 7, vs. Western Illinois, 9/20/14
Assisted Tackles: 3 (3X), last vs. Western Illinois, 11/23/13
TFL: 1.0 (3x), last at Wisconsin, 11/21/15
Interceptions: 2, vs. Eastern Illinois, 9/12/15
Pass Breakups: 3 (2x), last vs. Minnesota, 10/3/15
Forced Fumbles: 1, at Notre Dame, 11/15/14
Kickoff Returns: 3 (4x), last vs. Michigan State, 11/23/13
Long Kickoff Return: 47, vs. Western Michigan, 9/14/13

27

Tackles	Solo	INT	PBU
40	26	3	11



DAN VITALE - CAREER HIGHS

Receptions: 9, at Michigan State, 11/17/12
Receiving Yards: 113, at Penn State, 9/27/14
Long Reception: 53, at Cal, 8/31/13
TD Receptions: 2, vs. Ball State, 9/26/15
Rushing Attempts: 2, at Iowa, 10/26/13
Rushing Yards: 17, at Iowa, 10/26/13
Long Run: 18, at Iowa, 10/26/13

40

Rec.	Yards	YPC	TD
30	323	10.8	3



DREW SMITH - CAREER HIGHS

Tackles: 9, at Duke, 9/19/15
Solo Tackles: 5, vs. Western Michigan, 9/14/13
Assisted Tackles: 5, at Duke, 9/19/15
Sacks: 2, vs. Purdue, 11/14/15
TFL: 2.0 (2x), last vs. Purdue, 11/14/15
QB Hurries: 2 (2X), last vs. Maine, 9/21/13
Forced Fumbles: 1, vs. Stanford, 9/5/15
Fumble Recoveries: 1, vs. Michigan, 11/8/14

55

Tackles	Solo	TFL-Yds	Sacks
51	31	8.0-21	2



DEAN LOWRY - CAREER HIGHS

Tackles: 10, at Nebraska, 10/24/15
Solo Tackles: 7, at Nebraska, 10/24/15
Assisted Tackles: 4, at Duke, 9/19/15
TFL: 6, at Nebraska, 10/24/2015
Sacks: 2.0, at Nebraska, 10/24/15
Forced Fumbles: 1 (3x), last at Notre Dame, 11/15/14
Fumble Recoveries: 1 (3x), last at Wisconsin, 11/21/15
Interceptions: 1 (3x), last at Duke, 9/19/15
Pass Breakups: 2, vs. Western Illinois, 9/20/14
QB Hurries: 2 (3x), last vs. Ball State, 9/26/15

94

Tackles	Solo	TFL-Yds	Sacks
46	27	13.5-51	3.0

CAREER HIGHS

#36 • COREY ACKER • RB

Rushing Yards: 57, vs. Eastern Illinois, 9/12/15
Rushing Attempts: 5, vs. Eastern Illinois, 9/12/15
Long Run: 31, vs. Eastern Illinois, 9/12/15

#12 • AUSTON ANDERSON • RB

Rushing Yards: 56, vs. Eastern Illinois, 9/12/15
Rushing Attempts: 8, vs. Eastern Illinois, 9/12/15
Long Run: 22, vs. Eastern Illinois, 9/12/15

#26 • TERRANCE BROWN • S

Tackles: 4, vs. Penn State, 11/7/15
Solo Tackles: 3, vs. Penn State, 11/7/15
Assisted Tackles: 2, at Wisconsin, 11/21/15

#8 • STEPHEN BUCKLEY • WR

Rushing Yards: 99, at Iowa, 10/26/13
Rushing Attempts: 17, at Iowa, 10/26/13
Rushing TDs: 1, vs. Minnesota, 10/19/13
Long Run: 33, vs. Minnesota, 10/19/13
Receptions: 1 (2X), last vs. Nebraska, 10/18/14
Receiving Yards: 19, vs. Nebraska, 10/18/14

#80 • AUSTIN CARR • WR

Receiving Yards: 61, vs. Eastern Illinois, 9/12/15
Receptions: 2 (2x), last at Michigan, 10/10/15
Long Reception: 44, vs. Eastern Illinois, 9/12/15
Touchdowns: 1 (2x), last vs. Ball State, 9/26/15

#1 • MAX CHAPMAN • DL

Tackles: 4, vs. Western Illinois, 9/20/14
Solo Tackles: 3, vs. Western Illinois, 9/20/14
Assisted Tackles: 2 (2x), last at Notre Dame, 11/15/14
TFL: 2.0 (2x), last vs. Western Illinois, 9/20/14
Sacks: 1.0 (3x), last vs. Iowa, 10/17/15
QB Hurries: 1, vs. Wisconsin, 10/4/14
Pass Breakups: 1 (2x), at Nebraska, 10/24/15
Fumble Recoveries: 1, at Iowa, 11/1/14
Blocked Kicks: 1, vs. Western Illinois, 9/20/1

#19 • CAMERON DICKERSON • WR

Receptions: 6, at Notre Dame, 11/15/14
Yards: 97, at Notre Dame, 11/15/14
Long Reception: 60, at Notre Dame, 11/15/14
Receiving TDs: 1 (3X), last vs. Cal, 8/30/14

#9 • GARRETT DICKERSON • SB

Receptions: 2(4x), last at Wisconsin, 11/21/15
Yards: 34, vs. Penn State, 11/7/15
Long Reception: 26, vs. Penn State, 11/7/15

#32 • NATE HALL • LB

Tackles: 10, vs. Penn State, 11/7/15
Solo Tackles: 7, vs. Penn State, 11/7/15
Assisted Tackles: 7, vs. Purdue, 11/14/15
QB Hurries: 2, vs. Minnesota, 10/3/15
Pass Breakup: 1 (2x), last at Wisconsin, 11/21/15
TFL: 1.0 (2x), last vs. Penn State, 11/7/15

#35 • TOM HRUBY • LB

Rushing Yards: 25, vs. Eastern Illinois, 9/12/15
Rushing Attempts: 8, vs. Eastern Illinois, 9/12/15
Long Run: 9, vs. Eastern Illinois, 9/12/15
Tackles: 2, at Michigan, 10/10/15
Assisted Tackles: 2, at Michigan, 10/10/15

#14 • CHRISTIAN JONES • WR

Receptions: 13, vs. Illinois, 11/30/13
Receiving Yards: 182, vs. Illinois, 11/30/13
Receiving TDs: 2, vs. Illinois, 11/30/13

#42 • JOSEPH JONES • LB

Tackles: 3, vs. Minnesota, 10/3/15
Solo Tackles: 3, vs. Minnesota, 10/3/15
Assisted Tackles: 2 (2x), last at Wisconsin, 11/21/15
TFL: 2.0, vs. Minnesota, 10/3/15
Sacks: 1.0, vs. Minnesota, 10/3/15

#93 • GREG KUHAH • DT

Tackles: 8, at Minnesota, 10/11/14
Solo Tackles: 3 (2X), last at Minnesota, 10/11/14
Assisted Tackles: 5, at Minnesota, 10/11/14
TFL: 1.0 (2X), at Minnesota, 10/11/14
QB Hurries: 1, vs. Cal, 8/30/14
Fumble Recoveries: 1, vs. Western Illinois, 9/20/14

#67 • TYLER LANCASTER • DL

Tackles: 5, vs. Ball State, 9/26/15
Solo Tackles: 3, vs. Ball State, 9/26/15
Assisted Tackles: 3, vs. Minnesota, 10/3/15
TFL: 2.0, vs. Minnesota, 10/3/15
QB Hurry: 1, vs. Eastern Illinois, 9/12/15
Sack: 1.0, at Wisconsin, 11/21/15
Forced Fumbles: 1 (2x), last at Wisconsin, 11/21/15
Pass Breakup: 1, at Duke, 9/19/15

#41 • JARED MCGEE • S

Tackles: 4, at Michigan, 10/10/15
Solo Tackles: 2, vs. Iowa, 10/17/15
Assisted Tackles: 4, at Michigan, 10/10/15

#17 • MARCUS MCSHEPARD • CB

Tackles: 3 (2x), at Nebraska, 10/24/15
Solo Tackles: 3, at Purdue, 11/22/14
Assisted Tackles: 1 (2x), at Nebraska, 10/25/15

#6 • MIKE MCHUGH • WR

Receptions: 3, vs. Eastern Illinois, 9/12/15
Receiving Yards: 43, vs. Iowa, 10/17/15
Long Reception: 34, vs. Iowa, 10/17/15

#96 • HUNTER NISWANDER • P

Punts: 10, at Duke, 9/19/15
Longest Punt: 56, at Nebraska, 10/24/15
Punt Average: 42.8, vs. Purdue, 11/14/15

#7 • IFEADI ODENIGBO • DE

Tackles: 4, at Michigan, 10/10/15
Solo Tackles: 3, vs. Western Illinois, 9/20/14
Assisted Tackles: 2 (3X), last at Michigan, 10/10/15
TFL: 2.0, vs. Western Illinois, 9/20/14
Sacks: 2.0, vs. Western Illinois, 9/20/14
QB Hurries: 2, at Wisconsin, 11/21/15
Forced Fumbles: 3, vs. Western Illinois, 9/20/14
Fumble Recoveries: 1 (2X), vs. Western Illinois, 9/20/14
Pass Breakups: 1, at Illinois, 11/30/13

#10 • ZACK OLIVER • QB

Pass Attempts: 38, vs. Illinois, 11/29/14
Completions: 23, vs. Illinois, 11/29/14
Passing Yards: 221, vs. Illinois, 11/29/14
Touchdown Passes: 1 (3X), last vs. Penn State, 11/7/15
Long Pass: 54, vs. Northern Illinois, 9/6/14
Rushing Yards: 23, at Purdue, 11/22/14
Rushing Attempts: 6 (2X), last vs. Illinois, 11/29/14
Rushing Touchdowns: 1 (2X), last vs. Penn State, 11/7/15
Long Rush: 8, at Purdue, 11/29/14
Total Offense: 219, at Illinois, 11/29/14

#99 • BEN OXLEY • DL

Tackles: 1 (3x), last vs. Iowa, 10/17/15
Assisted Tackles: 1 (3x), last vs. Iowa, 10/17/15

#51 • JAYLEN PRATER • LB

Tackles: 11, vs. Iowa, 10/17/15
Solo Tackles: 5 (3x), last at Nebraska, 10/24/15
Assisted Tackles: 5, vs. Iowa, 10/17/15
Sacks: 1.0, vs. Iowa, 10/17/15
TFL: 1.0, vs. Iowa, 10/17/15
Pass Breakups: 1, at Nebraska, 10/24/15

#53 • CAMERON QUEIRO • LB

Tackles: 1 (3X), last vs. Ball State, 9/26/15
Solo Tackles: 1 (3X), last vs. Ball State, 9/26/15
TFL: 1, vs. Eastern Illinois, 9/12/15

#90 • C.J. ROBBINS • DT

Tackles: 3 (2X), last vs. Nebraska, 10/18/14
Solo Tackles: 1 (5X), last vs. Ball State, 9/26/15
Assisted Tackles: 3, at Minnesota, 10/11/14
TFL: 1.0, at Penn State, 9/27/14
Pass Breakups: 1 (2X), last vs. Michigan, 11/8/14
Blocked Kicks: 1, at Penn State, 9/27/14
Fumble Recoveries: 1, at Wisconsin, 11/21/15

#81 • JELANI ROBERTS • WR

Rushing Yards: 9, vs. Eastern Illinois, 9/12/15
Rushing Attempts: 5, vs. Eastern Illinois, 9/12/15
Long Run: 8, vs. Eastern Illinois, 9/12/15
Receptions: 3, vs. Penn State, 11/7/15
Yards: 14, vs. Penn State, 11/7/15
Long Reception: 12, at Michigan, 10/10/15

#95 • JORDAN THOMPSON • DT

Tackles: 4, at Michigan, 10/10/15
Solo Tackles: 2, at Michigan, 10/10/15
Assisted Tackles: 2, at Michigan, 10/10/15
TFL: 0.5, vs. Penn State, 11/7/15
Pass Breakup: 1, vs. Penn State, 11/7/15

#98 • XAVIER WASHINGTON • DE

Tackles: 3, vs. Wisconsin, 10/4/14
Solo Tackles: 2 (5X), last at Nebraska, 10/24/15
Assisted Tackles: 2, vs. Wisconsin, 10/4/14
TFL: 1.0 (3X), last vs. Minnesota, 10/3/15
Sacks: 1.0, at Penn State, 9/27/14
QB Hurries: 3, vs. Purdue, 11/4/15
Forced Fumbles: 1, at Penn State, 9/27/14
Pass Breakup: 1, vs. Penn State, 11/7/15

#3 • KEITH WATKINS II • CB

Tackles: 9, vs. Iowa, 10/17/15
Solo Tackles: 8, vs. Iowa, 10/17/15
Assisted Tackles: 2, vs. Eastern Illinois, 9/12/15
TFL: 1.0, vs. Iowa, 10/17/15
Blocked Kicks: 1, vs. Western Illinois, 9/20/14
Forced Fumbles: 1, at Duke, 9/19/15
Pass Breakup: 1 (2x), last at Nebraska, 10/24/15

NORTHWESTERN RECORD WHEN...

	2015	Fitz Career
When playing at home	6-1	39-28
When playing on road	3-1	28-23
When playing at a neutral site	-	2-4
When playing on grass	7-1	50-36
When playing on artificial surface	2-1	19-19
When scoring first	5-0	47-16
When opponent scores first	4-2	22-39
When leading after first quarter	4-0	42-14
When trailing after first quarter	2-2	15-31
When tied after first quarter	3-0	12-10
When leading at halftime	7-0	52-15
When trailing at halftime	2-2	12-32
When tied at halftime	-	5-8
When leading after three quarters	8-0	56-15
When trailing after three quarters	0-2	10-37
When tied after three quarters	1-0	3-3
When NU has more/equal rushing yards	9-0	52-16
When opponent has more rushing yards	0-2	18-38
When NU has more/equal passing yards	3-0	35-24
When opponent has more passing yards	6-2	35-30
When NU has more/equal total yards	7-0	49-19
When opponent has more total yards	2-2	20-38
When NU has more first downs	5-0	45-22
When opponent has more first downs	3-2	18-30
When first downs are equal	1-0	6-3
When NU forces more turnovers	7-0	41-14
When opponent forces more turnovers	2-2	14-31
When turnovers are equal	-	14-10
In games decided by three points or fewer	2-0	15-9
In games decided by seven points or fewer	5-0	30-18
In overtime games	-	3-5

2015 HONORARY CAPTAINS

Each home game, Pat Fitzgerald and the Wildcats are fortunate to be joined in the pursuit of a victory by an honorary captain. The honorary captain traditionally delivers a message to the team following the squad's Friday afternoon walk-through, joins the team for dinner and on Saturday walks with NU's season-long captains to midfield for the pregame coin toss. Below is a look at those individuals who have served in this role so far in 2014:

2015 Northwestern Honorary Captains

Stanford: Nick Roach, Northwestern LB (2003-06), Eight-year NFL veteran

Eastern Illinois: Blackhawks president and CEO John McDonough, Blackhawks executive vice president Jay Blunk and Blackhawks chairman Rocky Wirtz (Northwestern Alumni, 1975)

Duke: Steve Schnur, Northwestern QB (1993-96)

Minnesota: Tonjua Jones, Northwestern WR (2003-07)

Iowa: Gary Barnett, Northwestern Head Coach (1992-98)

Penn State: Zak Kustok, Northwestern QB (1999-2001)

Purdue: Brad Phillips, Northwestern S (2006-09)



STARTING LINEUPS

OFFENSE

Opponent	WR	WR	LT	LG	C	RG	RT	WR	QB	SB	RB
STANFORD	Shuler	Jones, C.	Mogus	Park	North	Mertz	Olson	Scanlan	Thorson	Vitale, D.	Jackson
E. ILLINOIS	McHugh	Jones, C.	Mogus	Mahoney	Park	Mertz	DePietro	Carr	Thorson	Vitale, D.	Jackson
at Duke	Shuler	Jones, C.	Mogus	Mahoney	Park	Mertz	Olson	Carr	Thorson	Vitale, D.	Jackson
BALL STATE	Shuler	Jones, C.	Mogus	Mahoney	Park	Mertz	Olson	Carr	Thorson	Vitale, D.	Jackson
MINNESOTA	Shuler	Jones, C.	Hance	Frazier	Park	Mertz	Olson	Carr	Thorson	Vitale, D.	Jackson
at Michigan	Shuler	Jones, C.	Mogus	Frazier	Park	Mertz	Olson	McHugh	Thorson	Vitale, D.	Jackson
IOWA	Shuler	Jones, C.	Hance	Mogus	Park	Frazier	Olson	McHugh	Thorson	Vitale, D.	Jackson
at Nebraska	Shuler	Jones, C.	Hance	Mogus	Park	Frazier	Olson	Dickerson, C.	Thorson	Vitale, D.	Jackson
PENN STATE	Shuler	Jones, C.	Hance	Mogus	Park	Frazier	Olson	Dickerson, C.	Thorson	Vitale, D.	Jackson
PURDUE	Shuler	Jones, C.	Hance	Mertz	North	Frazier	Olson	McHugh	Thorson	Vitale, D.	Jackson
at Wisconsin	Shuler	Jones, C.	Hance	Mahoney	North	Frazier	Olson	McHugh	Thorson	Vitale, D.	Jackson
at Illinois											

DEFENSE

Opponent	DE	DT	DT	DE	OLB	MLB	OLB	CB	S	S	CB
STANFORD	Gibson	Lancaster	Robbins	Lowry	Prater	Walker	Smith	VanHoose	Igwebuike	Henry	Harris
E. ILLINOIS	Gibson	Lancaster	Robbins	Lowry	Prater	Walker	Smith	VanHoose	Igwebuike	Henry	Harris
at Duke	Gibson	Lancaster	Robbins	Lowry	Prater	Walker	Smith	VanHoose	Igwebuike	Henry	Harris
BALL STATE	Gibson	Lancaster	Robbins	Lowry	Prater	Walker	Smith	VanHoose	Igwebuike	Henry	Harris
MINNESOTA	Gibson	Lancaster	Robbins	Lowry	Prater	Walker	Smith	VanHoose	Igwebuike	Henry	Harris
at Michigan	Gibson	Lancaster	Robbins	Lowry	Prater	Walker	Smith	VanHoose	Igwebuike	Henry	Harris
IOWA	Gibson	Lancaster	Robbins	Lowry	Prater	Walker	Smith	VanHoose	Igwebuike	Henry	Watkins II
at Nebraska	Gibson	Lancaster	Thompson	Lowry	Prater	Walker	Smith	VanHoose	Igwebuike	Henry	Watkins II
PENN STATE	Gibson	Lancaster	Robbins	Lowry	Prater	Walker	Smith	VanHoose	Igwebuike	Henry	Harris
PURDUE	Gibson	Lancaster	Robbins	Lowry	Hall	Walker	Smith	VanHoose	Igwebuike	Henry	Harris
at Wisconsin	Gibson	Lancaster	Robbins	Lowry	Hall	Walker	Smith	VanHoose	Igwebuike	Brown	Harris
at Illinois											

CAREER STARTS

	2015	Career
Dan Vitale, Superback	11	45
Nick VanHoose, Cornerback	11	43
Christian Jones, Wide Receiver	11	40
Dean Lowry, Defensive End	11	32
Geoff Mogus, Offensive Lineman	8	31
Traveon Henry, Safety	10	30
Matthew Harris, Cornerback	9	26
Matt Frazier, Offensive Lineman	7	23
Deonte Gibson, Defensive End	11	22
Eric Olson, Offensive Lineman	10	19
C.J. Robbins, Defensive Tackle	10	18
Drew Smith, Linebacker	11	18
Anthony Walker, Linebacker	11	18
Miles Shuler, Wide Receiver	10	17
Ian Park, Offensive Lineman	9	17
Godwin Igwebuike, Safety	11	16
Justin Jackson, Running Back	11	16
Clayton Thorson, Quarterback	11	11
Tyler Lancaster, Defensive Tackle	11	11
Max Chapman, Defensive Tackle	0	9
Cameron Dickerson, Wide Receiver	2	9
Jaylen Prater, Linebacker	9	9
Greg Kuhar, Defensive Tackle	0	8
Blake Hance, Offensive Lineman	7	7
Shane Mertz, Offensive Lineman	7	7
Mike McHugh, Wide Receiver	5	6
Connor Mahoney, Offensive Lineman	4	4
Austin Carr, Wide Receiver	4	4
Adam DePietro, Offensive Lineman	1	3
Nate Hall, Linebacker	2	2
Keith Watkins II, Cornerback	2	2
Terrance Brown, Safety	1	1
Garrett Dickerson, Superback	0	1
Marcus McShepard, Cornerback	0	1
Zack Oliver, Quarterback	0	1
Kyle Queiro, Defensive Back	0	1

EYE ON THE RECORD BOOKS

CAREER RUSHING

1. Damien Anderson (1998-2001)	4,485
2. Tyrell Sutton (2005-08)	3,886
3. Darnell Autry (1994-96)	3,793
4. Bob Christian (1987-90)	2,643
5. Jason Wright (2000-03)	2,625
6. Noah Herron (2001-04)	2,524
7. Greg Boykin (1972-76)	2,465
8. Justin Jackson (2014-)	2,359
9. Kain Colter (2010-13)	2,180
10. Mike Adamle (1968-70)	2,015

CAREER RUSHING TOUCHDOWNS

1. Damien Anderson (1998-2001)	38
2. Darnell Autry (1994-96)	35
3. Jason Wright (2000-03)	32
4. Tyrell Sutton (2005-08)	31
5. Kain Colter (2010-13)	28
6. Noah Herron (2001-04)	26
7. Zak Kustok (1999-2001)	22
8. Ron Burton (1957-59)	21
9. Bob Christian (1987-90)	20
10. Brett Basanez (2002-05)	18
Greg Boykin (1973-76)	18

ACTIVE LEADER

Justin Jackson (2014-) 13

CAREER RECEIVING TOUCHDOWNS

1. D'Wayne Bates (1995-98)	26
2. Richard Buchanan (1987-90)	22
3. Jeremy Ebert (2008-11)	21
4. Sam Simmons (1998-2001)	14
Drake Dunsmore (2007-11)	14
6. Lee Gissendanner (1990-93)	13
Joe Collier (1951-53)	13
Ross Lane (2005-06)	13
9. Eric Peterman (2005-08)	12
10. Brian Musso (1994-97)	11
Steve Craig (1971-73)	11
Teddy Johnson (1997-2000)	11

ACTIVE LEADER

Dan Vitale (2012-) 10

Christian Jones (2011-) 8

CAREER RECEPTION LEADERS

1. D'Wayne Bates (1995-98)	210
2. Richard Buchanan (1987-90)	197
3. Jeremy Ebert (2008-11)	173
4. Kunle Patrick (2000-03)	171
5. Shaun Herbert (2003-06)	168
6. Ross Lane (2005-08)	163
Mark Philmore (2002-05)	163
8. Eric Peterman (2005-08)	160
9. Lee Gissendanner (1990-93)	156
10. Tyrell Sutton (2005-08)	149

ACTIVE LEADERS

Dan Vitale (2012-) 132

Christian Jones (2011-) 128

CAREER SACKS

	Total
1. Casey Dailey (1994-97)	28.0
2. Steve Shine (1990-93)	21.0
3. Corey Wootton (2006-09)	19.5
4. Vince Browne (2008-11)	19.0
5. Dwayne Missouri (1997-2000)	17.0
6. Tyler Scott (2010-12)	16.0
7. Deonte Gibson (2012-)	15.0
8. Dean Lowry (2012-)	12.5
9. Matt Rice (1993-96)	12.0
10. Ifeadi Odenigbo (2012-)	11.5

CAREER PASS BREAKUPS

1. Harold Blackmon (1997-2000)	48
2. Marvin Ward (2001-04)	40
3. Nick VanHoose (2011-)	36
4. Sherrick McManis (2006-09)	30
5. Raheem Covington (1998-2002)	24
Jordan Mabin (2008-11)	24
Ibraheem Campbell (2011-14)	24
8. Rodney Ray (1991-95)	23
Matthew Harris (2013-)	23
10. Brett Whitley (1984-87)	22

... **Dean Lowry (2012-)** 18

EYE ON THE RECORD BOOKS

CAREER TACKLES-FOR-LOSS LEADERS

1. Casey Dailey (1994-97)	53
2. Dwayne Missouri (1997-2000)	45
3. Matt Rice (1993-96)	42
4. Corey Wootton (2006-09)	38
5. Keith Cruise (1981-1984)	37
6. Vince Browne (2008-11)	34.5
7. Steve Shine (1990-93)	34
Kevin Bentley (1998-2001)	34
Loren Howard (2002-04)	34
10. Dean Lowry (2012-)	31.5

CAREER FIELD GOAL LEADERS

1. Brian Gowins (1995-98)	58-85 (.682)
2. Jeff Budzien (2010-13)	48-55 (.872)
3. John Duvic (1983-86)	46-70 (.657)
4. Ira Adler (1987-90)	39-54 (.722)
Sam Valenzisi (1992-95)	39-53 (.736)
6. Stefan Demos (2007-10)	34-48 (.708)
7. Amado Villarreal (2005-08)	34-55 (.750)
8. Jack Mitchell (2014-)	31-43 (.721)
9. Tim Long (1998-2000)	25-35 (.714)
10. Joel Howells (2003-06)	23-39 (.590)

THE LAST TIME...

Scored 60+ Points	NU 61, Illinois 23 (11-18-00)
Scored 50-59 Points.....	NU 50, Illinois 14 (11-24-12)
Scored 40-49 Points	NU 41, Eastern Illinois 0 (9-12-15)
Rushed for 200-299 yards	290 vs. Ball State (9-26-15)
Rushed for 300-399 yards	344 vs. Eastern Illinois (9-12-15)
Rushed for 400+ yards	444 at Illinois (11-22-03)
Passed for 400+ yards.....	532 vs. Auburn (1-1-10)
Had 500-599 yards of total offense.....	546 vs. Ball State (9-26-15)
Had 600+ yards of total offense.....	704 vs. Indiana (9-29-12)
Won a game on final play (regulation)	vs. Michigan State, 47-yd FG (9-29-01)
Record a safety	vs. Illinois (11-24-12)
Record a shutout	NU 27, Minnesota 0 (10-3-15)
Played No. 1-ranked team.....	#1 Ohio State 54, NU 10 (11-11-06)
Beat No. 1-ranked team	NU 12, #1 Miami (Fla.) (9-23-67)
Beat a Top-10 team	NU 28, #9 Nebraska 25 (11-5-11)
Beat a ranked team	#20 NU 13, #25 Wisconsin 7 (11-21-15)
Beat two ranked teams in a row	NU 47, #7 Wisconsin 44 (9-23-00)
	NU 37, #18 Michigan State 17 (9-30-00)
Ranked by AP (media).....	No. 17 (11-22-15)
Ranked by USA Today (coaches).....	No. 17 (11-22-15)
Ranked in College Football Playoff	No. 20 (11-17-15)
Ranked No. 1 by AP	1962
Sellout at home.....	47,330, vs. Nebraska (10-18-14)
Had consecutive sellouts.....	2 games
	vs. Iowa (11-13-10)
	vs. Illinois (11-20-10) *at Wrigley Field

INDIVIDUALS

Returned kickoff for a TD.....	Solomon Vault (96) vs. Penn State (11-7-15)
Returned punt for a TD	Tony Jones (64) at Purdue (11-22-14)
Returned INT for a TD	Nick VanHoose (72) at Nebraska (10-24-15)
Returned fumble for TD	Anthony Walker (13) vs. Minnesota (10-3-15)
Blocked an extra point	Dean Lowry vs. Ball State (9-26-15)
Blocked a FG attempt	Nick VanHoose vs. Michigan (11-8-14)
Blocked a punt	Keith Watkins II vs. Western Illinois (9-20-14)
Rushed for 3 or more TDs	Trevor Siemian (3) at Penn State (9-27-14)
Rushed for 100 yards	Justin Jackson (139) at Wisconsin (11-21-15)
Two players rushed for 100 yards	Treyvon Green (149) vs. Western Michigan (9-14-13)
	Kain Colter (106) vs. Western Michigan (9-14-13)
Rushed for 200 yards	Mike Kafka (217) at Minnesota (11-1-08)
Completed 20-29 passes	Zack Oliver (23) vs. Illinois (11-29-14)
Completed 30+ passes	Trevor Siemian (30) at Notre Dame (11-15-14)
Passed for 3+ TDs	Clayton Thorson (3) vs. Ball State (9-26-15)
Passed for 300-399 yards.....	Trevor Siemian (308) vs. Indiana (9-29-12)
Passed for 400-499 yards.....	Trevor Siemian (414) at Illinois (11-30-13)
Passed for 500+ yards.....	Mike Kafka (532) vs. Auburn (1-1-10)
Scored 3 TDs in a game.....	Trevor Siemian (3 rushing) at Penn State (9-27-14)
Scored 4+ TDs in a game.....	Kain Colter (4 rushing) vs. Indiana (9-29-12)
2-point conversion	Tony Jones pass from Zack Oliver vs. Illinois (11-29-14)
	Cameron Dickerson pass from Zack Oliver vs. Illinois (11-29-14)
Caught 10+ passes.....	Kyle Prater (10) at Notre Dame (11-15-14)
100-199 yards receiving	Dan Vitale (108) vs. Ball State (9-26-15)
200+ yards receiving.....	Jeremy Ebert (208) vs. Rice (11-12-11)
Two players 100 receiving yards.....	Christian Jones (182) at Illinois (11-30-13)
	Rashad Lawrence (112) at Illinois (11-30-13)
Scored 3+ TDs receiving.....	Drake Dunsmore (4) at Indiana (10-29-11)
Kicked 3 FGs in one game	Jack Mitchell (3) at Nebraska (10-24-15)
Kicked 4 FGs in one game.....	Jack Mitchell (4) at Notre Dame (11-15-14)
Kicked 5 FGs in one game	Jeff Budzien (5) vs. Boston College (9-5-12)
Kicked a 50-yard FG.....	David Wasielewski (51) at Air Force (8-31-02)
Kicked a 70-79 yard punt.....	Brandon Williams (77) vs. Minnesota (11-19-11)
Kicked an 80-89-yard punt	Merlin Norenberg (80) vs. Minnesota (10-12-63)
Intercepted 2 passes.....	Matthew Harris (2) vs. Eastern Illinois (9-12-15)
Intercepted 3 passes.....	Godwin Igwebuike (3) vs. Wisconsin (10-14-14)
Recovered two fumbles	Jimmy Hall (2) at Notre Dame (11-15-14)
Recorded 100+ kickoff return yards	Venric Mark (141) vs. Texas A&M (12-31-11)
Recorded 20+ tackles	Tim McGarigle (21, 11-10) vs. Michigan (10-29-05)

N

Wisconsin 70, NU 23 (11-27-10)
 Ohio State 58, NU 7 (9-22-07)
 Iowa 40, NU 10 (10-17-15)
 Iowa - 294 (10-17-15)
 Indiana - 319 (10-29-11)
 Illinois - 519 (11-20-10)
 California - 455 (8-31-13)
 Wisconsin - 527 (10-12-13)
 Arizona State - 773 (9-17-05)
 Nebraska, 49-yard pass (11-2-13)

Nebraska (10-24-15)
 #18 Michigan 38, #13 NU 0 (10-10-15)
 Wisconsin 37, #1 NU 6 (11-10-62)
 Wisconsin 37, #1 NU 6 (11-10-62)

OPPONENTS

Jehu Chesson (96), Michigan (10-10-15)
 Ben Niemann (1), Iowa (11-1-14)
 Jourdan Lewis (37), Michigan (10-10-15)
 Austin Collinsworth (32), Notre Dame (11-15-14)
 J.J. Watt, Wisconsin (11-27-10)
 Mike McGlinchey, Notre Dame (11-15-14)
 Ben Niemann, Iowa (11-1-14)
 Akrum Wadley (4), Iowa (10-17-15)
 Reilly O'Toole (147), Illinois (11-29-14)
 Melvin Gordon (172), Wisconsin (10-12-13)
 James White (101), Wisconsin (10-12-13)
 Akrum Wadley (204), Iowa (10-17-15)
 Austin Appleby (26), Purdue (11-22-14)
 Nathan Scheelhaase (31), Illinois (11-30-13)
 Reilly O'Toole (3), Illinois (11-29-14)
 Nathan Scheelhaase (307), Illinois (11-30-13)
 Jared Goff (445), California (8-31-13)
 -
 William Fuller (3c), Notre Dame (11-15-14)
 Akrum Wadley (4r), Iowa (10-17-15)
 Devin Gardner rush (30T), Michigan (11-16-13)
 -
 Lance Lenoir (11), Western Illinois (9-20-14)
 Jordan Williams (133), Ball State (9-26-15)
 A.J. Jenkins (268), Illinois (10-1-11)
 Jeff Fuller (119), Texas A&M (12-31-11)
 Ryan Swope (105), Texas A&M (12-31-11)
 William Fuller (3), Notre Dame (11-15-14)
 Ryan Lichtenstein (3), Syracuse (9-19-09)
 Brendan Gibbons (4), Michigan (11-16-13)
 -
 Taylor Zalewski (51), Illinois (11-30-13)
 Ryan Donahue (73), Iowa (11-13-10)
 -
 Darvin Adams (2), Auburn (1-1-10)
 T'Sharvan Bell (2), Auburn (1-1-10)
 Mike Rose (3), Purdue (9-27-97)
 Marc Jackson (2), Illinois (11-23-02)
 Amir Carlisle (122), Notre Dame (11-15-14)
 J Leman (22, 11-11), Illinois (11-18-06)

GAME ONE: STANFORD



SEP. 5, 2015

RYAN FIELD

ATTENDANCE: 36,024

#21 STANFORD
NORTHWESTERN

6
16

Northwestern won its season-opener for the ninth time in the last 10 years with the defense leading the way as the Wildcats defeated No. 21 Stanford 16-6 Saturday afternoon at Ryan Field.

Sophomore linebacker Anthony Walker's career-high 10 tackles -- three of which went for a loss -- helped Northwestern limit Stanford to 240 total yards, and safety Kyle Queiro's fourth quarter interception in the end zone sealed the win.

On the offensive side, redshirt freshman quarterback Clayton Thorson scored the game's only touchdown on a 42-yard run, while sophomore back Justin Jackson broke the 100-yard mark for the seventh time in his career. The Wildcats converted on 12 third downs, and kicker Jack Mitchell hit on three of his four field goal attempts -- including a career-long 49-yarder.

Jackson, picking up where he left off after recording the second 1,000-yard rushing season by a Northwestern freshman, broke off runs of 16 and 19 yards -- both on third down. Thorson showed impressive poise in the pocket, connecting with senior receiver Christian Jones on a key 11-

yard third down gain. Northwestern eventually leveled the score behind Mitchell's 31-yard field goal.

Thorson gave the 'Cats the lead in the second quarter when he found a huge hole to his left and burst through, outrunning the Stanford defense for a 42-yard touchdown to put the 'Cats up 10-3. NU would take the seven-point advantage into the halftime intermission.

Neither team threatened to score until Northwestern's fourth drive of the half. The Wildcats started on their own 37-yard line and steadily picked away at Stanford's D as they made their way down the field. Thorson once again completed a third-down pass, this time to Jackson on 3rd-and-4, for the Wildcats' 10th conversion on 18 third-down tries. Then, from the Stanford 26-yard line, Jackson found an opening and broke free for a 21-yard pickup. Mitchell converted a chip-shot 19-yard field goal, extending Northwestern's lead to 13-3.

Stanford responded by marching 55 yards to Northwestern's 20-yard line, but the 'Cats again held their ground and forced the Cardinal's second field goal of the day as Ukropina hit on a 37-yard with 7:26 remaining to make it a seven-point game.

Northwestern got the ball back with 7:16 remaining and Thorson continued his third-down success with a 25-yard completion to Miles Shuler just inside the Northwestern sideline. Northwestern was forced to bring Mitchell out for a 49-yard field goal attempt. From three yards farther out than his previous career-long at Notre Dame, Mitchell converted to put Northwestern back up by 10 with 3:38 to go.

Stanford began its final drive at its own 28-yard line and brought the ball all the way to Northwestern's five-yard line, but Hogan tried to force a pass into the end zone, and Queiro jumped in front of the Stanford receiver for the game-clinching interception.

SCORING SUMMARY

#21 STANFORD	3	0	0	3	—	6
NORTHWESTERN	3	7	0	6	—	16
First Quarter: 8:33 STAN — Ukropina 29 FG; 00:52 NU — Mitchell 31 FG						
Second Quarter: 6:18 NU — Thorson 42 run (Mitchell kick)						
Third Quarter: n/a						
Fourth Quarter: 12:21 NU — Mitchell 19 FG; 7:26 STAN — Ukropina 37 FG; 3:38 NU — Mitchell 49 FG						

GAME STATISTICS

STANFORD	NU
17	First Downs
27	Rushing Attempts
104	Yards Gained Rushing
19	Yards Lost Rushing
85	Net Yards Rushing
155	Net Yards Passing
35	Passes Attempted
20	Passes Completed
1	Had Intercepted
62	Total Offensive Plays
240	Total Net Yards
2-1	Fumbles-Lost
5-25	Penalties-Yards
0-0-0	Interceptions-Yards-TD
7-322	Punts-Yards
46-0	Avg. Yard/Punt
1-8-0	Punt Return-Yards-TD
4-90-0	Kickoff Return-Yards-TD
28:08	Possession Time
3/15	Third-Down Conversions
0-0	Sacks By-Yards

RUSHING:

STAN—McCaffrey 12-66-0
NU—Jackson 28-134-0

INDIVIDUAL LEADERS

PASSING:

STAN—Hogan 20-35-155-1
NU—Thorson 12-24-105-0

RECEIVING:

STAN—Hooper 5-45-0
NU—Jones 5-52-0

GAMEDAY PHOTOS



GAME TWO: EASTERN ILLINOIS



SEP. 12, 2015

RYAN FIELD

ATTENDANCE: 29,131

EASTERN ILLINOIS
NORTHWESTERN

0
41

EVANSTON, ILL. – Northwestern rushed for 344 yards and the defense kept the opposition from reaching the end zone for the second straight game as the Wildcats rolled to a 41-0 win over Eastern Illinois Saturday afternoon at Ryan Field.

Justin Jackson ran for 78 yards and Warren Long added a career-high 72 to lead a balanced Northwestern attack. Jackson and Long each scored touchdowns with Long crossing the goal line for the first time in his collegiate career.

Clayton Thorson accounted for 152 yards through the air on 11-of-16 passing and threw his first career touchdown pass in the third quarter – a 44-yard connection with Austin Carr, a former walk-on who was rewarded with a scholarship earlier this week. The touchdown was also Carr's first career TD catch. Thorson, making his second career start, also rushed for an eight-yard touchdown as time wound down in the first half.

On Heroes Day, 33-year-old former Navy SEAL Tom Hruby got some action in the backfield on the final drive of the game. The linebacker-turned-running back rushed eight times for 25 yards on the drive, picking up a first down in the process and bringing the Ryan Field crowd to its feet.

The Wildcats got the scoring started in the first quarter with a 22-yard field goal by Jack Mitchell. With time winding down in the first quarter, Jackson finished off an 11-yard touchdown run to push the advantage to 10-0 after the opening stanza.

Another field goal by Mitchell – this time from 33 yards – made it 13-0 prior to Long taking an eight-yard run to the house as he spun his way to the end zone. An interception by Matthew Harris gave NU one more opportunity to put points on the board in the first half and Thorson weaved his way through the EIU defense with only 13 seconds remaining to make it 27-0 at the break.

The Wildcats would tack on two final touchdowns in the third quarter. Thorson connected with Carr with 9:18 remaining in the period before Harris picked off his second pass of the day and returned it 71 yards for the score.

The Northwestern defense was again a force to be reckoned with, posting a shutout for the first time since Sept. 1, 2007 when the Wildcats beat Northeastern 27-0. After allowing only 240 yards of total offense to Stanford, the stingy Wildcats gave up just 138 yards to Eastern Illinois.

Anthony Walker, the reigning Big Ten Defensive Player of the Week, led the way with seven tackles, including two solo tackles for loss. It was an all-around effort for the Wildcat defense with 22 players registering tackles.

The 41-point victory was the largest by a Northwestern squad since Oct. 10, 1970. Chicago's Big Ten Team beat Illinois that day by a score of 48-0.

SCORING SUMMARY

EASTERN ILLINOIS	0	0	0	0	—	0
NORTHWESTERN	10	17	14	0	—	41
First Quarter: 9:41 NU — Mitchell 22 FG; 1:40 NU — Jackson 11 run (Mitchell kick)						
Second Quarter: 12:09 NU — Mitchell 33 FG; 6:12 — Long 8 run (Mitchell kick); 00:13 NU — Thorson 8 run (Mitchell kick)						
Third Quarter: 9:18 — Carr 44 reception (Mitchell kick); 1:08 NU — Harris 71 INT return (Mitchell kick)						
Fourth Quarter: n/a						

GAME STATISTICS

EIU	NU
8.....	First Downs.....28
29.....	Rushing Attempts.....69
104.....	Yards Gained Rushing.....355
34.....	Yards Lost Rushing.....11
68.....	Net Yards Rushing.....344
68.....	Net Yards Passing.....155
20.....	Passes Attempted.....16
10.....	Passes Completed.....11
2.....	Had Intercepted.....0
49.....	Total Offensive Plays.....85
138.....	Total Net Yards.....496
0-0.....	Fumbles-Lost.....2-1
3-17.....	Penalties-Yards.....3-26
0-0-0.....	Interceptions-Yards-TD.....2-94-1
7-264.....	Punts-Yards.....2-73
37.7.....	Avg. Yard/Punt.....36.5
0-0-0.....	Punt Return-Yards-TD.....2--2-0
7-128-0.....	Kickoff Return-Yards-TD.....1-24-0
22:55.....	Possession Time.....37:05
0/11.....	Third-Down Conversions.....10/17
1-1.....	Sacks By-Yards.....3-23

RUSHING:

EIU—Church 11-63-0
NU—Jackson 22-78-1

INDIVIDUAL LEADERS

PASSING:

EIU—Hogan 10-19-1/68/0
NU—Thorson 11-16-0/152/1

RECEIVING:

EIU—Nelson 3-36-0
NU—Vitale 4-40-0

GAMEDAY PHOTOS



GAME THREE: DUKE



SEP. 19, 2015
WALLACE WADE STADIUM
ATTENDANCE: 24,127

#23 NORTHWESTERN 19
DUKE 10

DURHAM, N.C. — Sophomore Solomon Vault provided the spark No. 23 Northwestern needed with a second half kickoff return for a touchdown and classmate Anthony Walker finished with a career-high 19 tackles in a Wildcats defensive showcase at Duke en route to a 19-10 win at Wallace Wade Stadium Saturday afternoon.

After a first half in which the Wildcats garnered 57 yards of offense and scored just three points, Vault took the opening kick of the second 98 yards to give the Wildcats a lead it would never relinquish.

The Wildcats' defense gave up just 72 yards of offense in the first quarter, but redshirt freshman Clayton Thorson's first interception of the season set up Duke with friendly field position early in the quarter.

Thomas Sirk scored five plays later on a five-yard scramble to put the Blue Devils in front, 7-0.

Northwestern struggled to get anything going offensively in the first half, mustering just 57 yards of total offense. The defense was able to limit the Blue Devils to the lone touchdown however thanks in large part to two huge

second-quarter turnovers.

The Blue Devils drove down to the Wildcats' 10-yard line midway through the second when senior defensive end Dean Lowry tipped a pass and came away with an interception. After a three-and-out and punt by the Wildcats, sophomore Godwin Igwebiuke stripped Shaun Wilson to give Chicago's Big Ten Team the ball at the Duke 40-yard line.

Thorson found sophomore Justin Jackson out of the backfield on first down for a gain of 21 yards into the red zone, leading to the Wildcats getting a 37-yard field goal from junior Jack Mitchell to make the halftime deficit just 7-3.

Walker finished that first half with an incredible total of 14 tackles.

Lightning struck immediately out of the locker room when Vault sprinted 98 yards for a #BIGCats touchdown on the opening kick of the second half, his second-career return for a TD after having an 89-yarder against Illinois last year. The extra point was blocked, however, making NU's lead 9-7.

Mitchell added a 44-yard field goal with 9:46 left in the third to extend the lead to 12-7, but Duke answered shortly into fourth to cut the NU edge to three, 12-10.

On the ensuing drive, Northwestern drove to its own 45, then Warren Long burst through on third-and-short for a 55 yard sprint to the endzone, putting the #BIGCats up 19-10.

From there, the defense stood tall time and again with one more special teams contribution. Late in the fourth quarter, Hunter Niswander booted a punt to near midfield, where it was fumbled and pounced on by Long. After the recovery, Northwestern was able to milk the clock in one final drive in which Jackson went over the 100 yard mark on the ground. He finished with 120 yards on 35 carries.

SCORING SUMMARY

#23 NORTHWESTERN	0	3	9	7	—	19
DUKE	7	0	0	3	—	10

First Quarter: 9:17 Duke—Sirk 5 run (Martin kick)

Second Quarter: 1:27 NU—Mitchell 37 FG

Third Quarter: 14:46 NU—Vault 98 Kick Return (Mitchell blocked); 9:46 NU—Mitchell 44 FG

Fourth Quarter: 14:25 Duke—Martin 38 FG; 12:31 NU—Long 55 run (Mitchell kick)

GAME STATISTICS

NU	DUKE
15.....	First Downs.....16
54.....	Rushing Attempts.....35
243.....	Yards Gained Rushing.....179
42.....	Yards Lost Rushing.....2
201.....	Net Yards Rushing.....177
70.....	Net Yards Passing.....150
23.....	Passes Attempted.....39
9.....	Passes Completed.....24
2.....	Had Intercepted.....1
77.....	Total Offensive Plays.....74
271.....	Total Net Yards.....327
1-0.....	Fumbles-Lost.....3-2
2-10.....	Penalties-Yards.....4-39
1-18-0.....	Interceptions-Yards-TD.....2-24-0
10-413.....	Punts-Yards.....11-605
41.3.....	Avg. Yard/Punt.....55.0
2-12-0.....	Punt Return-Yards-TD.....4-0-0
2-118-1.....	Kickoff Return-Yards-TD.....5-79-0
32:10.....	Possession Time.....27:50
6-20.....	Third-Down Conversions.....3-17
0-0.....	Sacks By-Yards.....1-13

RUSHING:

NU—Jackson 35-120-0
 DUKE—Powell 9-71-0

INDIVIDUAL LEADERS

PASSING:

NU—Thorson 9-23-2/70/0
 DUKE—Sirk 24-39-1/150/0

RECEIVING:

NU—Vitale, D. 2-26-0
 DUKE—Powell 7-39-0

GAMEDAY PHOTOS



GAME FOUR: BALL STATE



SEP. 26, 2015

RYAN FIELD

ATTENDANCE: 30,107

BALL STATE
#17 NORTHWESTERN

19
24

EVANSTON, ILL. — Redshirt freshman quarterback Clayton Thorson had the best game of his young career, throwing for a career-high 256 yards and three touchdowns as No. 17/19 Northwestern outlasted Ball State 24-19 Saturday evening at Ryan Field.

The victory allowed the Wildcats to conclude nonconference play with a perfect 4-0 record heading into next weekend's Big Ten opener against Minnesota.

Thorson became the first Northwestern player to throw for three touchdowns in a game since Trevor Siemian tossed four touchdowns against Illinois in 2013. The win takes Northwestern's September record to 20-2 since 2010.

In a first half where both defenses shone, Northwestern's defense showed a bend-but-not-break resiliency. Despite conceding 221 yards, Northwestern kept Ball State out of the end zone for the majority of the first half. Three Cardinal red zone attempts culminated in just a solitary field goal, including a 67 yard Ball State drive to end the first quarter being thwarted by a fumble recovery by senior safety Traevon Henry on the 4-yard line to open the second quarter.

The Wildcat offense looked most likely to strike through the air in the first half, and did when Thorson found senior superback Dan Vitale for a 66-yard strike and a 7-3 lead with 6:20 left in the half. It was a career long completion and

reception for Thorson and Vitale, respectively.

While Ball State reclaimed the lead just before the end of the second quarter thanks to a Northwestern turnover, for the second consecutive game the Wildcats took the lead on their first possession of the second half. The Wildcats tore down the field for 80 yards in eight plays, capped off by a 21-yard pass from Thorson to Vitale for the second time on the evening.

The Northwestern floodgates were busted open, as they racked up 10 points and 151 yards with their next two drives. Junior Austin Carr caught his second career touchdown reception on a 25-yard pass to make it 21-10, and sophomore running back Justin Jackson broke off a 62-yard run to start the ensuing drive, setting up a 21-yard field goal from junior Jack Mitchell.

Ball State got back into the game when Riley Neal hooked up with Jordan Williams for a 29-yard touchdown pass with 2:06 remaining. However, Dean Lowry blocked the ensuing extra point as the Cardinals could only close to within eight.

The NU offense took charge of the third quarter, piling up 259 yards, when Jackson ran for 90 of his career-high 184 yards. The effort marked Jackson's second consecutive and ninth career 100-yard performance, and the Wildcats' 546 yards on the night set a new season high.

The visitors got back into the red zone midway through the fourth quarter, but were forced to settle for a 36-yard field goal by Morgan Hagee that make it a five-point game with 4:34 remaining.

The Wildcats were able to virtually run out the clock down the stretch, though, as Jackson rushed for two first downs and Solomon Vault ran for another as NU held on for the victory.

Northwestern's defense reclaimed center stage with another stalwart performance to close the game out. Junior cornerback Matthew Harris recorded a career high three pass breakups and Henry's team-leading seven tackles was one tackle shy of tying his career high.

SCORING SUMMARY

BALL STATE	3	7	6	3	—	19
#17 NORTHWESTERN	0	7	17	0	—	24

First Quarter: 9:06 BSU — Hagee 30 FG

Second Quarter: 6:20 NU — Vitale, D. 66 Reception (Mitchell Kick); 0:56 BSU — Williams 22 Reception (Hagee Kick)

Third Quarter: 12:05 NU — Vitale, D. 21 Reception (Mitchell Kick); 8:01 NU — Carr 25 Reception (Mitchell Kick); 4:51 NU - Mitchell 21 FG; 2:06 BSU — Williams 29 Reception

Fourth Quarter: 4:34 BSU — Hagee 36 FG

GAME STATISTICS

BSU	NU
18..... First Downs	23
34..... Rushing Attempts.....	57
188..... Yards Gained Rushing.....	308
7..... Yards Lost Rushing.....	18
181..... Net Yards Rushing.....	290
178..... Net Yards Passing.....	256
35..... Passes Attempted.....	31
14..... Passes Completed	18
0..... Had Intercepted	1
69..... Total Offensive Plays.....	88
359..... Total Net Yards	546
3-1..... Fumbles-Lost.....	3-2
2-10..... Penalties-Yards	8-57
1-0-0..... Interceptions-Yards-TD	0-0-0
7-300..... Punts-Yards.....	5-175
42.9..... Avg. Yard/Punt	35.0
0-0-0..... Punt Return-Yards-TD	0-0-0
2-46-0..... Kickoff Return-Yards-TD	3-60-0
26:35..... Possession Time.....	33:25
5/16..... Third-Down Conversions.....	13/22
1-7..... Sacks By-Yards.....	0-0

INDIVIDUAL LEADERS

RUSHING:

BSU—Neal 16-74-0
NU—Jackson 33-184-0

PASSING:

BSU—Neal 14-35-0/178/2
NU—Thorson 18-31-1/256/3


RECEIVING:

BSU—Williams 8-133-2
NU—Vitale 5-108-2

GAMEDAY PHOTOS



GAME FIVE: MINNESOTA



OCT. 3, 2015

RYAN FIELD

ATTENDANCE: 30,044

MINNESOTA
#16 NORTHWESTERN

0
27

EVANSTON, ILL. — Justin Jackson racked up 121 rushing yards, freshman quarterback Clayton Thorson scored a pair of touchdowns on the ground and No. 16 Northwestern opened Big Ten play by holding visiting Minnesota to 173 yards of offense on the way to a 27-0 win on Saturday afternoon at Ryan Field.

Sophomore safety Godwin Igwebuike matched a career high with nine tackles, cornerback Matthew Harris recorded his third interception of the year and linebacker Anthony Walker scored his second career touchdown on a 13-yard fumble return.

Northwestern improved to 5-0 on the season and recorded its second shutout of the year.

Northwestern forced a pair of Minnesota three-and-outs after the field goal attempt, the second of which led to a Gopher punt that Miles Shuler returned 55 yards before being forced out of bounds at the 5-yard line. On the following play, Thorson ran the ball into the end zone himself for the touchdown. The score put the Wildcats up 10-0, an advantage they would carry into halftime.

Northwestern started the second half with the ball and drove to Minnesota's 32-yard line, at which point Thorson lofted a pass to Solomon Vault in the end zone. The sophomore receiver appeared to haul in the pass with an incredible one-handed catch, but the initial ruling of a touchdown was overturned after a replay review.

Three plays later, Thorson connected with Mike McHugh on fourth-and-7 for an 11-yard gain, and the 'Cats continued their momentum down to the 4-yard line. Mitchell converted on his second field goal of the game, this one a 23-yarder, to finish a drive that shaved 8:47 off the clock.

After Northwestern once again kept Minnesota off the board, the 'Cats found the end zone for the second time courtesy of a 68-yard drive. Jackson highlighted the drive with an impressive 31-yard run during which the sophomore back showed off his elusiveness, juking a couple Minnesota defenders to find space in the middle of the field for a big pickup.

The 'Cats took the ball down to the 1-yard line, and Thorson snuck the ball into the end zone behind an offensive line that protected him well all day.

Minutes later on a Minnesota possession that started at the 4-yard line thanks to a beautiful punt by Hunter Niswander, junior tackle Tyler Lancaster knocked the ball out of Minnesota quarterback Mitch Leidner's hand. Anthony Walker scooped up the fumble and ran it into the end zone on a 13-yard return, stretching the Wildcat lead to 27-0. The score would hold until the end of the game, marking the first time Minnesota has been shut out since Oct. 1, 2011.

SCORING SUMMARY

MINNESOTA	0	0	0	0	—	0
#16 NORTHWESTERN	3	7	10	7	—	27

First Quarter: 7:27 NU — Mitchell 25 FG

Second Quarter: 1:36 NU — Thorson 5 run (Mitchell kick)

Third Quarter: 6:13 NU — Mitchell 23 FG; 1:25 NU—Thorson 1 run (Mitchell kick)

Fourth Quarter: 11:41 NU — Walker 13 Fumble Recovery (Mitchell kick)

GAME STATISTICS

MINN	NU
11..... First Downs	16
33..... Rushing Attempts.....	51
105..... Yards Gained Rushing.....	201
31..... Yards Lost Rushing.....	17
74..... Net Yards Rushing.....	184
99..... Net Yards Passing.....	128
32..... Passes Attempted.....	19
15..... Passes Completed	14
1..... Had Intercepted	0
65..... Total Offensive Plays.....	70
173..... Total Net Yards	312
1-1..... Fumbles-Lost.....	3-0
2-10..... Penalties-Yards	3-20
0-0-0..... Interceptions-Yards-TD	1-0-0
7-299..... Punts-Yards.....	6-235
42.7..... Avg. Yard/Punt	39.2
0-0-0..... Punt Return-Yards-TD	1-55-0
4-68-0..... Kickoff Return-Yards-TD.....	0-0-0
25:58..... Possession Time.....	34:02
4/16..... Third-Down Conversions.....	7/17
1-3..... Sacks By-Yards.....	3-17

INDIVIDUAL LEADERS

RUSHING:

MINN—Brooks 10-33-0
NU—Jackson 20-120-0


PASSING:

MINN—Leidner 10-21-1/72/0
NU—Thorson 14-19-0/128/0

RECEIVING:

BSU—Maye 4-39-0
NU—Jones 3-38-0

GAMEDAY PHOTOS



GAME SIX: MICHIGAN



OCT. 10, 2015

MICHIGAN STADIUM

ATTENDANCE: 110,452

#13 NORTHWESTERN
#18 MICHIGAN

0
38

ANN ARBOR, Mich. -- No. 18 Michigan took the opening kickoff of the game 96 yards for a touchdown and No. 13 Northwestern never recovered, dropping its first game of the season, 38-0.

The 5-1 (1-1) Wildcats return home Saturday, Oct. 17, for a huge West Division showdown against the undefeated Hawkeyes of Iowa for Homecoming 2015 in a game that has huge implications in the Big Ten race.

The game will feature a 20th anniversary reunion of the 1995 Big Ten championship and Rose Bowl team. All-America running back Darnell Autry will serve as grand marshal of the Homecoming parade Friday during an entire weekend of festivities.

On Saturday in Ann Arbor, the Wildcats fell behind 21-0 in the first quarter on a 1-yard touchdown run by the Wolverines' Drake Johnson and 2-yard quarterback keeper by Jake Rudock after the opening kick return.

The 'Cats' defense was able to slow the Wolverines down in the second quarter, but an interception by Jourdan Lewis was returned 36 yards for a touchdown to extend Michigan's lead to 28-0 at the half.

The Wolverines added a field goal on their first drive of the second half, then both teams kept each other off the scoreboard until a late Michigan score with mostly reserves on the field accounted for the final 38-0 score.

With 14 of U-M's points coming on a kickoff return and an interception return, the #BIGCats defense surrendered just 17 points in the contest until a late touchdown. Senior Deonte Gibson had a strong day on the D-line, earning a career-high 2.5 sacks to move into the top-10 all-time at Northwestern with 11 in his career. Godwin Igwebuike also made several TFLs among his eight tackles in the game.

The game marked third-consecutive shutout for Michigan, the first time an NCAA FBS Division school has accomplished that feat since 1980.

SCORING SUMMARY

#13 NORTHWESTERN	0	0	0	0	—	0
#18 MICHIGAN	21	7	3	7	—	38

First Quarter: 14:47 MICH — Chesson 96 kick return (Allen kick); 10:20 MICH — Johnson 1 run (Allen kick); 2:35 MICH — Rudock 2 run (Allen kick)

Second Quarter: 3:20 MICH — Lewis 37 INT return (Allen kick)

Third Quarter: 10:14 MICH — Allen 47 FG

Fourth Quarter: 2:14 MICH — Green 4 run (Allen kick)

GAME STATISTICS

NU	MICH
13.....	First Downs.....21
25.....	Rushing Attempts.....46
72.....	Yards Gained Rushing.....220
34.....	Yards Lost Rushing.....19
38.....	Net Yards Rushing.....201
130.....	Net Yards Passing.....179
33.....	Passes Attempted.....23
15.....	Passes Completed.....17
1.....	Had Intercepted.....0
58.....	Total Offensive Plays.....69
168.....	Total Net Yards.....380
0-0.....	Fumbles-Lost.....0-0
5-39.....	Penalties-Yards.....3-28
0-0-0.....	Interceptions-Yards-TD.....1-37-1
8-280.....	Punts-Yards.....5-190
35.0.....	Avg. Yard/Punt.....38.0
0-0-0.....	Punt Return-Yards-TD.....0-0-0
4-75-0.....	Kickoff Return-Yards-TD.....1-96-1
22:55.....	Possession Time.....37:05
2/13.....	Third-Down Conversions.....7/14
3-4.....	Sacks By-Yards.....4-23

RUSHING:

NU—Jackson 12-25-0
MICH—Smith 8-59-0

INDIVIDUAL LEADERS

PASSING:

NU—Thorson 13-27-1/106/0
MICH—Rudock 17-23-0/179/0

RECEIVING:

NU—Carr 2-39-0
MICH—Williams 4-48-0

GAMEDAY PHOTOS



GAME SEVEN: IOWA

#17 IOWA
#20 NORTHWESTERN

40
10



OCT. 17, 2015

RYAN FIELD

ATTENDANCE: 44,135

EVANSTON, ILL. -- A strong finish to the first half wasn't able to carry over into the second half as No. 20 Northwestern dropped a 40-10 decision to No. 17 Iowa on Saturday at Ryan Field.

The Wildcats fall to 5-2 overall and 1-2 in Big Ten play, while the Hawkeyes improve to 7-0 overall and 3-0 in league play.

Through the Hawkeyes' first three drives, Iowa was only able to muster two plays for more than three yards. In a quarter that featured five punts and just 110 total yards of offense, the Hawkeyes got on the scoreboard first through a 36-yard field goal from Marshall Koehn.

Lightning struck for Iowa to start the second with sophomore running back Akrum Wadley scampering 35 yards for the game's first touchdown. However, Koehn missed the extra point to keep the Wildcats' deficit at nine.

After Iowa took its lead to 16 through Wadley's second rushing score of the day, the Wildcat offense sparked to life. Starting from their own 24, sophomore running back Justin Jackson and redshirt freshman quarterback Clayton

Thorson both ran for first downs, and Miles Shuler hauled in an 11-yard pass to cross over midfield. Mike McHugh beat his man down the field for a 34-yard completion, a career long, and Thorson then found senior Christian Jones for a four-yard touchdown pass to get NU on the board.

On the ensuing Iowa possession, the Wildcats' defense got in on the act. Senior Traveon Henry ripped a Hawkeye pass out of the air, and ran it back 20 yards to the Iowa 25. Eight plays later, Jack Mitchell put a 20-yard field goal through the uprights, pulling the 'Cats to within a score, at 16-10. Iowa would take the six-point advantage into halftime.

Junior outside linebacker Jalen Prater and sophomore cornerback Keith Watkins II paced the Wildcats defensive in the opening half. Through just two quarters, they had seven and five tackles respectively, equaling the career high for the former, and a career high for the latter. The pair finished with 11 and nine tackles respectively.

Despite fighting back to within only six points at the break, Northwestern was unable to carry the momentum into the second half. Iowa stretched its lead to 23-10 midway through the third quarter on a two-yard rush by Wadley and Northwestern fumble on the next play from scrimmage led to a four-yard scoring run three plays later, pushing the Hawkeyes lead to 30-10.

The guests would tack on 10 more points in the fourth quarter to account for the final margin.

Thorson completed 17-of-35 passes in the contest for 125 yards, one touchdown and one interception, but the Wildcats were unable to slow down Iowa's rushing attack.

SCORING SUMMARY

#17 IOWA	3	13	14	10	—	40
#20 NORTHWESTERN	0	10	0	0	—	10

First Quarter: 9:59 IOWA—Koehn 36 FG

Second Quarter: 14:52 IOWA—Wadley 35 run (Koehn kick); 10:15 IOWA—Wadley 4 run (Koehn kick); 6:18 NU—Jones 4 catch (Mitchell kick); 2:40 NU—Mitchell 20 FG

Third Quarter: 6:42 IOWA—Wadley 2 run (Koehn kick); 5:26 IOWA—Wadley 4 run (Koehn kick)

Fourth Quarter: 10:49 IOWA—Koehn 22 FG; 7:55 IOWA—Mitchell 13 run (Koehn kick)

GAME STATISTICS

IOWA	NU
24.....	First Downs.....13
51.....	Rushing Attempts.....26
321.....	Yards Gained Rushing.....90
27.....	Yards Lost Rushing.....39
294.....	Net Yards Rushing.....51
198.....	Net Yards Passing.....147
27.....	Passes Attempted.....43
16.....	Passes Completed.....20
1.....	Had Intercepted.....1
78.....	Total Offensive Plays.....69
492.....	Total Net Yards.....198
1-0.....	Fumbles-Lost.....2-2
5-47.....	Penalties-Yards.....5-55
1-4-0.....	Interceptions-Yards-TD.....1-20-0
5-196.....	Punts-Yards.....9-344
39.2.....	Avg. Yard/Punt.....38.2
0-0-0.....	Punt Return-Yards-TD.....2-1-0
4-75-0.....	Kickoff Return-Yards-TD.....5-111-0
37:22.....	Possession Time.....22:38
9/18.....	Third-Down Conversions.....8/19
3-32.....	Sacks By-Yards.....2-20


INDIVIDUAL LEADERS

RUSHING:
NU—Jackson 10-30-0
IOWA—Wadley 26-204-4


PASSING:
NU—Thorson 17-35-1/125/1
IOWA—Beathard 15-25-1/176/0

RECEIVING:
NU—McHugh 2-43-0
IOWA—VandeBerg 8-78-0

GAMEDAY PHOTOS



GAME EIGHT: NEBRASKA



NEBRASKA VS. NORTHWESTERN
OCTOBER 24, 2015
MEMORIAL STADIUM

OCT. 24, 2015
LINCOLN, NEB.
ATTENDANCE: 89,493

NORTHWESTERN
NEBRASKA

30
28

LINCOLN, Neb. -- Northwestern earned its second win in three trips to Lincoln, Nebraska, Saturday in a 30-28 decision that made the Wildcats bowl eligible with a 6-2 record in the 2015 season.

The NU victory saw Clayton Thorson rush for 126 yards and defensive end Dean Lowry tally 10 tackles including six tackles for loss, a Northwestern record that ranks sixth in Big Ten single-game history.

Northwestern held a slim 17-12 lead at the half, then came out on top during an entertaining back-and-forth second half that featured four lead changes. In addition to Lowry's big day, Anthony Walker had a game-high 13 tackles for the Wildcats defense and Nick VanHoose added a pick-six.

The Cornhuskers opened the scoring in the first quarter Saturday when Drew Brown nailed a 43-yard field goal to give them a 3-0 lead.

Northwestern quickly flipped the deficit, however. On the first play of the next drive the redshirt freshman Thorson scrambled a season-high 68 yards to the Nebraska 2-yard line. He would keep it himself two players later for his fifth touchdown of the season and a 7-3 Wildcats lead.

Nebraska recorded a safety on a four-yard sack of Thorson with 5:19 left in the first to cut the lead to 7-5 through one quarter.

The Wildcats' defense stifled the Huskers' offense for much of the first half and eventually came through with a big play of their own when VanHoose took advantage of a mistake by Tommy Armstrong Jr., stepping in front of a pass on third-and-four for his sixth-career interception. He raced 72 yards down the sideline for his first-career pick-six to give Chicago's Big Ten Team a 14-5 lead.

The Huskers kicked a 48-yard field goal on the first play of the fourth quarter to go up 22-20. Dean Lowry forced the attempt with a sack -- his fifth tackle for loss in the contest.

Following a couple of punts, Northwestern put together its best drive of the game, getting first down catches from Austin Carr and Solomon Vault, a first down run by Jackson then a 37-yard touchdown strike from Thorson to Vitale to put Northwestern back on top, 27-22, with 9:53 to go in the game.

NU's defense followed with a shutdown inning that included Lowry's sixth tackle for loss in the game, then the Wildcats drove down into the red zone once again before Mitchell drilled his third field goal to make it a 30-22 score.

That score proved to be huge when Nebraska connected on a deep fourth-and-six pass on its next drive to get inside the five-yard-line, from where the Huskers would scramble in for a touchdown. The two-point conversion throw was knocked loose, keeping NU on top, 30-28, with just over four minutes to go.

From there, Jackson took over to ice the game, scampering 28 yards on a short Thorson throw before rushing for another first down, allowing Northwestern to end the game in victory formation.

SCORING SUMMARY

NORTHWESTERN	7	10	3	10	—	30
NEBRASKA	5	7	7	9	—	28

First Quarter: 10:26 NEB—Brown 43 FG; 8:45 NU—Thorson 1 run (Mitchell kick); 5:19 NEB—Team Safety

Second Quarter: 7:17 NU—VanHoose 72 INT Return (Mitchell kick); 1:07 NEB—Reilly 10 catch (Brown kick); 00:00 NU—Mitchell 28 FG

Third Quarter: 8:59 NEB—Armstrong Jr. 4 run (Brown kick); 5:18 NU—Mitchell 18 FG

Fourth Quarter: 14:55 NEB—Brown 48 FG; 9:53 NU—Vitale 37 catch (Mitchell kick); 7:27 NU—Mitchell 27 FG; 4:23 NEB—Armstrong Jr., 3 run (Armstrong Jr. pass failed)

GAME STATISTICS

NU	NEB
15	22
28	38
183	114
27	32
177	82
177	391
28	48
13	24
0	1
56	86
333	373
0-0	0-0
5-58	6-64
1-72-1	0-0-0
5-192	6-304
38.4	40.7
2-27-0	1--1-0
5-120-0	3-38-0
21:02	38:58
5/13	9/20
2-18	2-13

INDIVIDUAL LEADERS

RUSHING:

NEB—Newby 16-43-0
NU—Thorson 9-126-1

PASSING:

NEB—Armstrong Jr., 24-48-1/291/1
NU—Thorson 13-28-0/177/1

RECEIVING:

NEB—Westerkamp 5-92-0
NU—Vitale 5-55-1

GAMEDAY PHOTOS



GAME NINE: PENN STATE



Nov. 7, 2015

RYAN FIELD

ATTENDANCE: 34,116

PENN STATE
#21 NORTHWESTERN

21
23

EVANSTON, ILL. — A strong first half, Justin Jackson's career-high 186 rushing yards and Jack Mitchell's game-winning 35-yard field goal with nine seconds remaining gave Northwestern a 23-21 win over Penn State on Saturday at Ryan Field.

Solomon Vault added a 96-yard kickoff return for a touchdown, his second of the season and third of his career, both school records. Anthony Walker recorded three tackles for a loss, and Nick VanHoose made a key late interception for his second pick in the last two weeks.

The Wildcats, who came into the game 17th in the nation in points allowed per game, held Penn State to nine total yards on the Nittany Lions' first four drives of the game. Matthew Harris, returning for the first time since sustaining an injury against Michigan, made a key pass breakup on a long attempt in one-on-one coverage.

After a scoreless first quarter, Northwestern began its fifth drive of the game at its own 41-yard line. Junior running back Warren Long broke free for a 35-yard run to bring the 'Cats within 15 yards of the game's first score. Two plays later, quarterback Zack Oliver — who replaced an injured Clayton Thorson — found Christian Jones in the end zone on a 14-yard strike, the senior receiver's second touchdown of the season.

One drive later, Jackson broke free down the sideline for a 48-yard gain. A defensive pass interference call followed by another big run by Jackson, this time for a mere 25 yards, brought the 'Cats to the 1-yard line, and Oliver punched it in on the ground to give Northwestern a two-touchdown edge. The extra point attempt failed, however, keeping NU's lead at 13-0.

The Nittany Lions marched downfield quickly on the ensuing drive, going 78 yards in just over three-and-a-half minutes, capped off by a 7-yard touchdown run by running back Saquon Barkley. But Vault, already with a kick return for a touchdown on the season, one-upped Penn State with a 96-yard runback. The return gave the 'Cats a 20-7 lead, which they would carry into halftime.

Penn State found the end zone for the second time courtesy of a trick play. Senior receiver Geno Lewis picked up a fumble after an attempted reverse play, then fired a 32-yard touchdown to DaeSean Hamilton to make it 20-14.

Penn State took its first lead of the game, 21-20, on a five-play 71-yard drive, highlighted by a 26-yard completion to Chris Godwin and capped off by a 13-yard run by Barkley, his sixth rushing touchdown of the year.

The Lions threatened again on their next drive, taking the ball to Northwestern's 30-yard line, but VanHoose jumped a pass attempt on a curl route and made a leaping interception, his second in two weeks. The pick was Hackenberg's first since the third game of the season, a span of 203 pass attempts. The Wildcats responded with a 30-yard drive, which included Mike McHugh's 14-yard catch, but they were forced to punt from Penn State's 38-yard line.

Following a big defensive stop thanks to a pair of big tackles by linebacker Nate Hall, the 'Cats took over at their 46-yard line with just over two minutes left. Oliver completed a game-saving 23-yard pass on 3rd-and-15 to Austin Carr, and from there Jackson chipped away on the ground, taking Northwestern to the 18-yard line. Mitchell nailed the 35-yard attempt with nine seconds left to give the Wildcats the heart-stopping victory.

SCORING SUMMARY

PENN STATE	0	7	7	7	—	21
#21 NORTHWESTERN	0	20	0	3	—	23

First Quarter:

Second Quarter: 12:56 NU—Jones 14 catch (Mitchell kick); 6:00 NU—Oliver 1 run (Mitchell kick failed); 2:18 PSU—Barkley 7 run (Davis kick); 2:04 NU—Vault 96 kick return (Mitchell kick)

Third Quarter: 5:04 PSU—Hamilton 32 catch (Davis kick)

Fourth Quarter: 12:22 PSU—Barkley 13 run (Davis kick); 00:09 NU—Mitchell 35 FG

GAME STATISTICS

GAME STATISTICS		
PSU		NU
17	First Downs	22
30	Rushing Attempts	47
148	Yards Gained Rushing	264
23	Yards Lost Rushing	37
125	Net Yards Rushing	227
237	Net Yards Passing	169
41	Passes Attempted	32
22	Passes Completed	16
1	Had Intercepted	1
71	Total Offensive Plays	79
362	Total Net Yards	396
1-1	Fumbles-Lost	4-0
9-70	Penalties-Yards	7-80
1-0-0	Interceptions-Yards-TD	1-4-0
11-438	Punts-Yards	8-294
39.8	Avg. Yard/Punt	36.8
2-9-0	Punt Return-Yards-TD	3-8-0
3-56-0	Kickoff Return-Yards-TD	3-119-1
30:41	Possession Time	29:19
4/17	Third-Down Conversions	6/17
6-32	Sacks By-Yards	2-10

INDIVIDUAL LEADERS

RUSHING:

NU—Jackson 28-186-0
PSU—Barkley 25-120-2

PASSING:

NU—Oliver 11-24-1/111/1
PSU—Hackenberg 21-40-1/205/0

RECEIVING:

NU—Vitale 4-40-0
PSU—Godwin 8-104-0

GAMEDAY PHOTOS



GAME 10: PURDUE



Nov. 14, 2015

RYAN FIELD

ATTENDANCE: — 30,003

PURDUE #18 NORTHWESTERN

14
21

EVANSTON, ILL. — Justin Jackson rushed for 119 yards and the game-winning touchdown, Warren Long added two scores on the ground and Northwestern racked up 250 rushing yards in a 21-14 win over Purdue on Saturday to close out the 2015 home schedule.

Sophomore linebacker Anthony Walker recorded 14 tackles, including two for a loss, and Traveon Henry snagged his second interception in the last four games. After Purdue's opening drive, Northwestern limited the Boilermakers to one touchdown for the rest of the game.

The 'Cats received the opening kickoff and quickly marched downfield, finding the end zone after just seven plays on a clinical 75-yard drive. Jackson took the ball into Purdue territory on his first carry, a 12-yard pickup, and Long broke free down the sideline four plays later for a 32-yard touchdown run, putting the Wildcats on the board less than three minutes into the game.

Purdue immediately responded on its first offensive play. Receiver Domonique Young gained separation and hauled in a 68-yard touchdown to level the score at seven apiece.

A Purdue turnover gave Northwestern the ball at Purdue's 41-yard line, and on the first play of the ensuing drive, Miles Shuler came around the edge on a reverse and found enough space for a 26-yard run to the 15-yard line. The 'Cats stayed on the ground for the rest of the drive, and Long broke the deadlock with his second touchdown of the game, this time a 1-yard rush up the middle.

On what proved to be the game-winning drive, Northwestern chipped away on the ground and brought the ball to the Purdue 37-yard line, but faced 3rd-and-14. Thorson, showing resiliency at the end after a tough start, broke off back-to-back 16-yard runs, and Jackson ran it in from two yards out to give the 'Cats their first lead since the beginning of the third quarter.

Purdue started its last drive with just over 4:30 left, but managed to pick up only two yards thanks to excellent coverage by Northwestern's secondary. The Boilermakers punted with 3:39 left, and the 'Cats picked up two first downs – including a 20-yard run by Jackson – and ran out the clock. The sophomore back moved over 1,000 rushing yards for the second straight season and now ranks eighth all-time at Northwestern.

SCORING SUMMARY

PURDUE	7	0	7	0	—	14
#18 NORTHWESTERN	7	7	0	7	—	21
First Quarter: 12:19 NU—Long 32 run (Mitchell kick); 12:03 PUR—Young 68 catch (Griggs kick)						
Second Quarter: 7:40 NU—Long 1 run (Mitchell kick)						
Third Quarter: 12:03 PUR—Jones 2 run (Griggs kick)						
Fourth Quarter: 4:37 NU—Jackson 2 run (Mitchell kick)						

GAME STATISTICS

GAME STATISTICS		
PUR		NU
18	First Downs	22
30	Rushing Attempts	47
92	Yards Gained Rushing	264
19	Yards Lost Rushing	14
73	Net Yards Rushing	250
287	Net Yards Passing	132
45	Passes Attempted	24
26	Passes Completed	11
1	Had Intercepted	2
75	Total Offensive Plays	72
360	Total Net Yards	382
1-0	Fumbles-Lost	1-1
6-60	Penalties-Yards	4-23
2-21-0	Interceptions-Yards-TD	1-0-0
7-215	Punts-Yards	5-214
30.7	Avg. Yard/Punt	42.8
2-3-0	Punt Return-Yards-TD	0-0-0
3-55-0	Kickoff Return-Yards-TD	1-37-0
28:32	Possession Time	31:37
8/19	Third-Down Conversions	8/17
2-7	Sacks By-Yards	2-6

INDIVIDUAL LEADERS

RUSHING:
NU—Jackson 24-116-1
PUR—Jones 13-58-1

PASSING:
NU—Thorson 9-19-1/82/1
PUR—Blough 26-45-1/287/1

RECEIVING:
NU—Vault 2-53-0
PUR—Young 5-107-1

GAMEDAY PHOTOS



GAME 11: WISCONSIN

#20 NORTHWESTERN
#25 WISCONSIN

13
7

MADISON, Wis. — After the first winter storm of the year blanketed Camp Randall in snow overnight, No. 20 Northwestern's defense smothered No. 25 Wisconsin Saturday afternoon, finishing the game with a bonkers goal-line stand to preserve a 13-7 victory and move the Wildcats to 9-2 on the season.

Northwestern built a 10-0 lead at the half. The defense held Wisconsin to just 50 total yards in the period, including -19 on the ground, while forcing a pair of turnovers. Deonte Gibson recorded two sacks to lead a three-sack first-half effort for the #BIGCats.

Overall in the game, Northwestern's defense took the ball away five times and limited Wisconsin to an NU-record -26 yards rushing on 11 tackles for loss. The rushing yards total broke the previous single-game Wildcats record, which previously was four yards set in 2008 against Ohio.

Justin Jackson led Northwestern's ground attack with his third-straight 100-yard game and the 13th of the sophomore's career. He finished with 139 yards on 35 carries.

Nov. 21, 2015
CAMP RANDALL STADIUM
ATTENDANCE: — 75,276

On Wisconsin's second drive of the game, Ifeadi Odenigbo got to Badgers quarterback Joel Stave, resulting in a wild pass that Nick VanHoose picked off at the UW 19-yard-line. Northwestern took almost immediate advantage with Jackson finding the end zone from eight yards out for an early 7-0 NU lead.

NU struggled to get its offense going again until the final drive of the half. Jackson sparked the Wildcats with a 32-yard run on the first play, eventually leading to a 35-yard Jack Mitchell field goal as time expired to send Northwestern into the locker room on top, 10-0.

The Wildcats took the opening drive of the second half into Badgers territory before being stopped on fourth-and-1 at the 35-yard line. Wisconsin responded with its first sustained offense of the contest, using a 42-yard completion from Stave to Jazz Peavy to get down inside the NU 10-yard-line before Corey Clement scored to cut the Wildcats' lead to 10-7 with 8:24 remaining in the third quarter.

Midway through the fourth quarter, Northwestern ended one Wisconsin drive with a Tyler Lancaster forced fumble that CJ Robbins recovered, then -- after failing to score -- the Wildcats ended the next Badgers drive with a Walker interception at the UW 23-yard-line. This time, Mitchell converted a 37-yard field goal to extend the lead to 13-7.

Wisconsin got the ball back for one final drive, and madness ensued. The Badgers drove down the field and appeared to have a game-tying touchdown, but the runner was ruled down short of the line. Then, Wisconsin tossed another ball into the end zone, but the receiver bobbled it after hitting the ground, resulting in another touchdown overturned by review.

Gibson then busted through the line for his third sack on the game, pushing the Badgers back to the 11-yard-line. Wisconsin was able to get a snap off to spike the ball, giving it one final shot at the end zone, but the pass went incomplete to seal the victory.

SCORING SUMMARY

#20 NORTHWESTERN	7	3	0	3	—	13
#25 WISCONSIN	0	0	7	0	—	7

First Quarter: 9:12 NU—Jackson 8 run (Mitchell kick)

Second Quarter: 00:00 NU—Mitchell 35 FG

Third Quarter: 8:24 WIS—Clement 9 run (Gaglianone kick)

Fourth Quarter: 4:00 NU—Mitchell 37 FG

GAME STATISTICS

NU	WIS
12..... First Downs.....	14
50..... Rushing Attempts.....	26
175..... Yards Gained Rushing.....	47
26..... Yards Lost Rushing.....	73
149..... Net Yards Rushing.....	-26
60..... Net Yards Passing.....	229
20..... Passes Attempted.....	36
9..... Passes Completed.....	20
0..... Had Intercepted.....	2
70..... Total Offensive Plays.....	62
209..... Total Net Yards.....	203
0-0..... Fumbles-Lost.....	5-3
7-46..... Penalties-Yards.....	2-25
2-3-0..... Interceptions-Yards-TD.....	0-0-0
8-312..... Punts-Yards.....	2-107
39.0..... Avg. Yard/Punt.....	53.5
0-0-0..... Punt Return-Yards-TD.....	3-10-0
2-38-0..... Kickoff Return-Yards-TD.....	1-22-0
32:03..... Possession Time.....	27:57
7/20..... Third-Down Conversions.....	2/13
6-50..... Sacks By-Yards.....	1-10

INDIVIDUAL LEADERS

RUSHING:
WIS—Clement 10-24-1
NU—Jackson 35-139-1

PASSING:
WIS—Stave 20-34-2/229/0
NU—Thorson 9-20-0/60/0

RECEIVING:
WIS—Peavy 5-88-0
NU—Dickerson G. 2-24-0

GAMEDAY PHOTOS



The Automated ScoreBook
Northwestern Game Results (as of Nov 21, 2015)
All games

Date	Opponent	Score	Overall Record	Conference Record	Time	Attend
----	-----	-----	-----	-----	----	-----
Sep 05, 2015	#21 STANFORD	W 16-6	1- 0- 0	0- 0- 0	3:00	36024
Sep 12, 2015	EASTERN ILLINOIS	W 41-0	2- 0- 0	0- 0- 0	2:49	29131
Sep 19, 2015	at Duke	W 19-10	3- 0- 0	0- 0- 0	3:13	24127
Sep 26, 2015	BALL STATE	W 24-19	4- 0- 0	0- 0- 0	3:32	30107
* Oct 03, 2015	MINNESOTA	W 27-0	5- 0- 0	1- 0- 0	2:52	30044
* Oct 10, 2015	at #18 Michigan	0-38 L	5- 1- 0	1- 1- 0	3:07	110452
* Oct 17, 2015	#17 IOWA	10-40 L	5- 2- 0	1- 2- 0	3:24	44135
* Oct 24, 2015	at Nebraska	W 30-28	6- 2- 0	2- 2- 0	3:30	89493
* Nov 7, 2015	PENN STATE	W 23-21	7- 2- 0	3- 2- 0	3:34	34116
* Nov 14, 2015	PURDUE	W 21-14	8- 2- 0	4- 2- 0	3:14	30003
* Nov 21, 2015	at #25 Wisconsin	W 13-7	9- 2- 0	5- 2- 0	2:56	75276
* Nov 28, 2015	vs Illinois	2:30 pm				

* indicates conference game

		-----FIRST DOWNS-----				---RUSHING---	-----PASSING-----			--TOTAL OFFENSE--	Return	Turn-
Opponent	Score	Total	Rush	Pass	Pen	Number-Yards	Comp-Att-Int	Yards	Plays-Yards	Yards	Overs	
-----	-----	--/--	--/--	--/--	--/--	-----/-----	-----/-----	--/--	----- / -----	--/--	--/--	
STANFORD.....	16-6	17/17	9/6	8/8	0/3	54-225 / 27-85	12-25- 0 / 20-35- 1	105/155	79-330 / 62-240	47/82	0/2	
EASTERN ILLINOIS....	41-0	28/8	18/6	9/2	1/0	69-344 / 29-70	11-16- 0 / 10-20- 2	152/68	85-496 / 49-138	116/128	1/2	
Duke.....	19-10	15/16	11/9	4/6	0/1	54-201 / 35-177	9-23- 2 / 24-39- 1	70/150	77-271 / 74-327	148/103	2/3	
BALL STATE.....	24-19	23/18	12/8	11/8	0/2	57-290 / 34-181	18-31- 1 / 14-35- 0	256/178	88-546 / 69-359	60/46	3/1	
MINNESOTA.....	27-0	16/11	7/6	9/5	0/0	51-184 / 33-74	14-19- 0 / 15-32- 1	128/99	70-312 / 65-173	68/68	0/2	
Michigan.....	0-38	13/21	3/11	9/10	1/0	25-38 / 46-201	15-33- 1 / 17-23- 0	130/179	58-168 / 69-380	75/133	1/0	
IOWA.....	10-40	13/24	5/14	6/9	2/1	26-51 / 51-294	20-43- 1 / 16-27- 1	147/198	69-198 / 78-492	132/4	3/1	
Nebraska.....	30-28	15/22	5/6	8/13	2/3	28-156 / 38-82	13-28- 0 / 24-48- 1	177/291	56-333 / 86-373	219/37	0/1	
PENN STATE.....	23-21	22/17	8/6	12/8	2/3	47-227 / 30-125	16-32- 1 / 22-41- 1	169/237	79-396 / 71-362	131/65	1/2	
PURDUE.....	21-14	21/18	11/5	7/12	3/1	48-250 / 30-73	11-24- 2 / 26-45- 1	132/287	72-382 / 75-360	37/79	3/1	
Wisconsin.....	13-7	12/14	5/3	6/11	1/0	50-149 / 26--26	9-20- 0 / 20-36- 2	60/229	70-209 / 62-203	51/32	0/5	
Totals.....	224-183	195/186	94/80	89/92	12/14	509-2115/379-1336	148-294- 8/208-381-11	1526/2071	803-3641/ 760-3407	1084/777	14/20	

Note: Game totals are displayed in the format TEAM/OPPONENT for each category

The Automated ScoreBook
Northwestern Overall Team Statistics (as of Nov 21, 2015)
All games

Team Statistics	NU	OPP
SCORING	224	183
Points Per Game	20.4	16.6
Points Off Turnovers	51	27
FIRST DOWNS	195	186
Rushing	94	80
Passing	89	92
Penalty	12	14
RUSHING YARDAGE	2115	1336
Yards gained rushing	2410	1622
Yards lost rushing	295	286
Rushing Attempts	509	379
Average Per Rush	4.2	3.5
Average Per Game	192.3	121.5
TDs Rushing	13	15
PASSING YARDAGE	1526	2071
Comp-Att-Int	148-294-8	208-381-11
Average Per Pass	5.2	5.4
Average Per Catch	10.3	10.0
Average Per Game	138.7	188.3
TDs Passing	7	5
TOTAL OFFENSE	3641	3407
Total Plays	803	760
Average Per Play	4.5	4.5
Average Per Game	331.0	309.7
KICK RETURNS: #-Yards	27-721	33-678
PUNT RETURNS: #-Yards	13-108	13-13
INT RETURNS: #-Yards	11-228	8-86
KICK RETURN AVERAGE	26.7	20.5
PUNT RETURN AVERAGE	8.3	1.0
INT RETURN AVERAGE	20.7	10.8
FUMBLES-LOST	18-6	17-9
PENALTIES-Yards	54-471	47-395
Average Per Game	42.8	35.9
PUNTS-Yards	71-2726	80-3431
Average Per Punt	38.4	42.9
Net punt average	37.6	37.8
KICKOFFS-Yards	52-3027	43-2657
Average Per Kick	58.2	61.8
Net kick average	37.5	35.7
TIME OF POSSESSION/Game	29:50	30:10
3RD-DOWN Conversions	84/197	54/176
3rd-Down Pct	43%	31%
4TH-DOWN Conversions	3/9	8/19
4th-Down Pct	33%	42%
SACKS BY-Yards	26-159	22-141
MISC YARDS	0	0
TOUCHDOWNS SCORED	25	22
FIELD GOALS-ATTEMPTS	17-25	10-14
ON-SIDE KICKS	0-0	0-0
RED-ZONE SCORES	(28-34) 82%	(22-29) 76%
RED-ZONE TOUCHDOWNS	(12-34) 35%	(15-29) 52%
PAT-ATTEMPTS	(23-25) 92%	(19-21) 90%
ATTENDANCE	233560	299348
Games/Avg Per Game	7/33366	4/74837
Neutral Site Games		0/0

Score by Quarters	1st	2nd	3rd	4th	OT	Total
Northwestern	37	91	53	43	0	224
Opponents	49	41	51	42	0	183

The Automated ScoreBook
Northwestern Overall Individual Statistics (as of Nov 21, 2015)
All games

Rushing	gp	att	gain	loss	net	avg	td	lg	avg/g
Jackson, Justin	11	261	1217	45	1172	4.5	3	62	106.5
Thorson, Clayton	11	82	484	117	367	4.5	5	68	33.4
Long, Warren	11	51	305	9	296	5.8	4	55	26.9
Vault, Solomon	11	51	181	17	164	3.2	0	15	14.9
Acker, Corey	10	5	57	0	57	11.4	0	31	5.7
Anderson, Auston	5	11	61	5	56	5.1	0	22	11.2
Shuler, Miles	10	2	30	0	30	15.0	0	26	3.0
Roberts, Jelani	10	9	43	13	30	3.3	0	11	3.0
Hruby, Tom	7	8	25	0	25	3.1	0	9	3.6
Alviti, Matt	2	3	5	7	-2	-0.7	0	5	-1.0
Carr, Austin	10	1	0	7	-7	-7.0	0	0	-0.7
Oliver, Zack	5	8	2	32	-30	-3.8	1	1	-6.0
TEAM	8	17	0	43	-43	-2.5	0	0	-5.4
Total	11	509	2410	295	2115	4.2	13	68	192.3
Opponents	11	379	1622	286	1336	3.5	15	41	121.5

Passing	gp	effic	comp-att-int	pct	yds	td	lg	avg/g
Thorson, Clayton	11	99.44	130-250-6	52.0	1319	6	66	119.9
Oliver, Zack	5	81.70	17-40-2	42.5	195	1	37	39.0
Alviti, Matt	2	66.93	1-3-0	33.3	12	0	12	6.0
Scanlan, Andrew	7	0.00	0-1-0	0.0	0	0	0	0.0
Total	11	96.36	148-294-8	50.3	1526	7	66	138.7
Opponents	11	98.81	208-381-11	54.6	2071	5	68	188.3

Receiving	gp	no.	yds	avg	td	lg	avg/g
Vitale, Dan	11	30	323	10.8	3	66	29.4
Jones, Christian	11	23	234	10.2	2	20	21.3
Jackson, Justin	11	18	146	8.1	0	28	13.3
McHugh, Mike	11	16	160	10.0	0	34	14.5
Carr, Austin	10	11	215	19.5	2	44	21.5
Dickerson, Garrett	10	11	113	10.3	0	26	11.3
Shuler, Miles	10	11	93	8.5	0	25	9.3
Roberts, Jelani	10	8	48	6.0	0	12	4.8
Vault, Solomon	11	7	79	11.3	0	37	7.2
Nagel, Flynn	5	4	47	11.8	0	24	9.4
Dickerson, Cameron	7	4	34	8.5	0	12	4.9
Long, Warren	11	2	23	11.5	0	14	2.1
Kidd, Garrett	9	1	6	6.0	0	6	0.7
Buckley, Stephen	9	1	5	5.0	0	5	0.6
Thorson, Clayton	11	1	0	0.0	0	0	0.0
Total	11	148	1526	10.3	7	66	138.7
Opponents	11	208	2071	10.0	5	68	188.3

Punt Returns	no.	yds	avg	td	lg
Shuler, Miles	11	110	10.0	0	55
Nagel, Flynn	2	-2	-1.0	0	1
Total	13	108	8.3	0	55
Opponents	13	13	1.0	0	8

Interceptions	no.	yds	avg	td	lg
Harris, Matthew	3	94	31.3	1	71
VanHoose, Nick	3	76	25.3	1	72
Henry, Traveon	2	20	10.0	0	20
Queiro, Kyle	1	17	17.0	0	17
Lowry, Dean	1	18	18.0	0	18
Walker, Anthony	1	3	3.0	0	3
Total	11	228	20.7	2	72
Opponents	8	86	10.8	1	37

Kick Returns	no.	yds	avg	td	lg
Vault, Solomon	21	592	28.2	2	98
Shuler, Miles	4	93	23.2	0	30
McShepard, Marcus	1	17	17.0	0	17
Roberts, Jelani	1	19	19.0	0	19
Total	27	721	26.7	2	98
Opponents	33	678	20.5	1	96

Fumble Returns	no.	yds	avg	td	lg
Walker, Anthony	2	17	8.5	1	13
Lowry, Dean	1	10	10.0	0	10
Total	3	27	9.0	1	13
Opponents	1	0	0.0	0	0

The Automated ScoreBook
Northwestern Overall Individual Statistics (as of Nov 21, 2015)
All games

Scoring	td	fg	PAT				dpx	saf	pts
			kick	rush	rcv	pass			
Mitchell, Jack	-	17-25	22-24	-	-	-	-	-	73
Thorson, Clayton	5	-	-	-	-	-	-	-	30
Long, Warren	4	-	-	-	-	-	-	-	24
Vitale, Dan	3	-	-	-	-	-	-	-	18
Jackson, Justin	3	-	-	-	-	-	-	-	18
Jones, Christian	2	-	-	-	-	-	-	-	12
Carr, Austin	2	-	-	-	-	-	-	-	12
Vault, Solomon	2	-	-	-	-	-	-	-	12
Oliver, Zack	1	-	-	-	-	-	-	-	6
VanHoose, Nick	1	-	-	-	-	-	-	-	6
Harris, Matthew	1	-	-	-	-	-	-	-	6
Walker, Anthony	1	-	-	-	-	-	-	-	6
Omilian, Arthur	-	-	1-1	-	-	-	-	-	1
Total	25	17-25	23-25	-	-	-	-	-	224
Opponents	22	10-14	19-21	-	-	0-1	-	1	183

Total Offense	g	plays	rush	pass	total	avg/g
Thorson, Clayton	11	332	367	1319	1686	153.3
Jackson, Justin	11	261	1172	0	1172	106.5
Long, Warren	11	51	296	0	296	26.9
Oliver, Zack	5	48	-30	195	165	33.0
Vault, Solomon	11	51	164	0	164	14.9
Acker, Corey	10	5	57	0	57	5.7
Anderson, Auston	5	11	56	0	56	11.2
Roberts, Jelani	10	9	30	0	30	3.0
Shuler, Miles	10	2	30	0	30	3.0
Hruby, Tom	7	8	25	0	25	3.6
Alviti, Matt	2	6	-2	12	10	5.0
Carr, Austin	10	1	-7	0	-7	-0.7
TEAM	8	17	-43	0	-43	-5.4
Total	11	803	2115	1526	3641	331.0
Opponents	11	760	1336	2071	3407	309.7

Field Goals	fg	pct.	01-19	20-29	30-39	40-49	50-99	lg	blk
Mitchell, Jack	17-25	68.0	2-2	7-9	6-7	2-7	0-0	49	0

FG Sequence	Northwestern	Opponents
Stanford	(31),48,(19),(49)	(29),(37)
Eastern Illinois	(22),(33)	-
Duke	(37),(44)	(38)
Ball State	(21),26	(30),43,40,(36)
Minnesota	(25),41,(23)	-
Michigan	42	(47)
Iowa	(20)	(36),34,(22)
Nebraska	(28),(18),(27)	(43),(48)
Penn State	39,47,(35)	-
Purdue	-	43
Wisconsin	27,(35),40,(37)	-
Illinois	-	-

Punting	no.	yds	avg	lg	tb	fc	i20	50+	blk
Niswander, Hunter	70	2685	38.4	56	2	27	19	5	0
TEAM	1	41	41.0	41	0	0	0	0	1
Total	71	2726	38.4	56	2	27	19	5	1
Opponents	80	3431	42.9	71	15	19	28	23	0

Kickoffs	no.	yds	avg	tb	ob	retn	net	ydln
Micucci, Matt	32	1841	57.5	7	1			
Mitchell, Jack	19	1141	60.1	9	0			
Omilian, Arthur	1	45	45.0	0	0			
Total	52	3027	58.2	16	1	20.5	37.5	27
Opponents	43	2657	61.8	16	0	26.7	35.7	29

Numbers in (parentheses) indicate field goal was made.

The Automated ScoreBook
Northwestern Overall Individual Statistics (as of Nov 21, 2015)
All games

All Purpose	g	rush	rcv	pr	kr	ir	total	avg/g
Jackson, Justin	11	1172	146	0	0	0	1318	119.8
Vault, Solomon	11	164	79	0	592	0	835	75.9
Thorson, Clayto	11	367	0	0	0	0	367	33.4
Shuler, Miles	10	30	93	110	93	0	326	32.6
Vitale, Dan	11	0	323	0	0	0	323	29.4
Long, Warren	11	296	23	0	0	0	319	29.0
Jones, Christian	11	0	234	0	0	0	234	21.3
Carr, Austin	10	-7	215	0	0	0	208	20.8
McHugh, Mike	11	0	160	0	0	0	160	14.5
Dickerson, Garr	10	0	113	0	0	0	113	11.3
Roberts, Jelani	10	30	48	0	19	0	97	9.7
Harris, Matthew	9	0	0	0	0	94	94	10.4
VanHoose, Nick	11	0	0	0	0	76	76	6.9
Acker, Corey	10	57	0	0	0	0	57	5.7
Anderson, Austo	5	56	0	0	0	0	56	11.2
Nagel, Flynn	5	0	47	-2	0	0	45	9.0
Dickerson, Cam	7	0	34	0	0	0	34	4.9
Hruby, Tom	7	25	0	0	0	0	25	3.6
Henry, Traveon	10	0	0	0	0	20	20	2.0
Lowry, Dean	11	0	0	0	0	18	18	1.6
McShepard, Mar	11	0	0	0	17	0	17	1.5
Queiro, Kyle	4	0	0	0	0	17	17	4.2
Kidd, Garrett	9	0	6	0	0	0	6	0.7
Buckley, Stephe	9	0	5	0	0	0	5	0.6
Walker, Anthony	11	0	0	0	0	3	3	0.3
Alviti, Matt	2	-2	0	0	0	0	-2	-1.0
Oliver, Zack	5	-30	0	0	0	0	-30	-6.0
TEAM	8	-43	0	0	0	0	-43	-5.4
Total	11	2115	1526	108	721	228	4698	427.1
Opponents	11	1336	2071	13	678	86	4184	380.4

The Automated ScoreBook
Northwestern Overall Defensive Statistics (as of Nov 21, 2015)
All games

##	Defensive Leaders	gp	Tackles				Sacks	Pass defense			Fumbles		blkd	
			ua	a	tot	tfl/yds		int-yds	brup	qbh	rcv-yds	ff	kick	saf
1B	Walker, Anthony	11	52	47	99	16.0-44	2.0-10	1-3	4	2	3-17	1	.	.
16	Igwebuike, Godwin	11	40	23	63	3.5-11	.	.	3	2	1-0	1	.	.
2	Henry, Traveon	10	39	14	53	3.0-11	1.0-6	2-20	3	.	1-0	.	.	.
55	Smith, Drew	11	31	20	51	8.0-21	2.0-6	.	1	3	.	1	.	.
94	Lowry, Dean	11	27	19	46	13.5-51	3.0-28	1-18	6	7	1-10	.	1	.
51	Prater, Jaylen	9	25	21	46	1.0-10	1.0-10	.	1
32	Hall, Nate	11	18	22	40	2.5-3	.	.	2	4
27	Harris, Matthew	9	26	14	40	1.0-3	.	3-94	11	.	1-0	1	.	.
23	VanHoose, Nick	11	26	13	39	1.0-7	.	3-76	11	1	.	1	.	.
3	Watkins II, Keith	10	25	11	36	1.0-1	.	.	3
1A	Gibson, Deonte	11	17	18	35	12.5-56	9.0-50	.	.	5
67	Lancaster, Tyler	11	15	12	27	5.5-13	1.5-8	.	2	1	.	2	.	.
7	Odenigbo, Ifeadi	10	10	7	17	3.0-13	3.0-13	.	.	3
42	Jones, Joseph	11	10	4	14	2.0-8	1.0-5
95	Thompson, Jordan	11	6	7	13	0.5-2	.	.	1
90	Robbins, C.J.	10	3	9	12	.	.	.	1	.	1-0	.	.	.
17	McShepard, Marcus	11	10	2	12
98	Washington, Xavier	11	8	4	12	2.5-8	.	.	1	8
93	Kuhar, Greg	9	5	5	10	.	.	.	1
26	Brown, Terrance	8	3	7	10
41	McGee, Jared	4	2	4	6
2A	Queiro, Kyle	4	3	3	6	.	.	1-17
53	Queiro, Cameron	11	5	.	5	1.0-1
13	Long, Warren	11	3	1	4	1-0	1	.	.
24	Hartage, Montre	11	3	1	4
99	Oxley, Ben	5	.	3	3
1	Chapman, Max	11	2	1	3	1.5-15	1.5-15	.	1
21	Jackson, Justin	11	3	.	3
8A	Buckley, Stephen	9	.	2	2
35	Hruby, Tom	7	.	2	2
9	Dickerson, Garrett	10	2	.	2
3B	Micucci, Matt	7	1	1	2
80	Carr, Austin	10	2	.	2
36	Acker, Corey	10	1	1	2
31	Vitale, Tommy	5	.	1	1
7A	Mitchell, Jack	11	1	.	1
68	Mahoney, Connor	9	1	.	1
18	Thorson, Clayton	11	1	.	1
52	Fitzpatrick, Chris	11	.	1	1
5	Shuler, Miles	10	1	.	1
14	Jones, Christian	11	1	.	1
57	Frazier, Matt	7	1	.	1
Total		11	429	300	729	79-278	26-159	11-228	52	36	9-27	8	1	.
Opponents		11	449	352	801	73-261	22-141	8-86	29	31	6-0	12	2	1

The Automated ScoreBook
Northwestern Individual Season/Career Statistics (as of Nov 21, 2015)
All games

SEASON

CAREER

Rushing	gp	att	gain	loss	net	avg	td	lg	avg/g	gp	att	gain	loss	net	avg	td	lg	avg/g
Jackson, Justin	11	261	1217	45	1172	4.5	3	62	106.5	23	506	2433	74	2359	4.7	13	68	102.6
Thorson, Clayton	11	82	484	117	367	4.5	5	68	33.4	11	82	484	117	367	4.5	5	68	33.4
Long, Warren	11	51	305	9	296	5.8	4	55	26.9	29	95	491	16	475	5.0	4	55	16.4
Vault, Solomon	11	51	181	17	164	3.2	0	15	14.9	19	71	264	19	245	3.5	2	16	12.9
Acker, Corey	10	5	57	0	57	11.4	0	31	5.7	18	5	57	0	57	11.4	0	31	3.2
Anderson, Auston	5	11	61	5	56	5.1	0	22	11.2	5	11	61	5	56	5.1	0	22	11.2
Roberts, Jelani	10	9	43	13	30	3.3	0	11	3.0	10	9	43	13	30	3.3	0	11	3.0
Shuler, Miles	10	2	30	0	30	15.0	0	26	3.0	18	8	60	6	54	6.8	1	26	3.0
Hruby, Tom	7	8	25	0	25	3.1	0	9	3.6	10	9	26	0	26	2.9	0	9	2.6
Alviti, Matt	2	3	5	7	-2	-0.7	0	5	-1.0	6	12	18	19	-1	-0.1	1	5	-0.2
Carr, Austin	10	1	0	7	-7	-7.0	0	0	-0.7	22	1	0	7	-7	-7.0	0	0	-0.3
Oliver, Zack	5	8	2	32	-30	-3.8	1	1	-6.0	17	22	41	43	-2	-0.1	2	8	-0.1
TEAM	8	17	0	43	-43	-2.5	0	0	-5.4									
Total	11	509	2410	295	2115	4.2	13	68	192.3									
Opponents	11	379	1622	286	1336	3.5	15	41	121.5									

Passing	gp	effic	comp-att-int	pct	yds	td	lg	avg/g	gp	effic	comp-att-int	pct	yds	td	lg	avg/g
Thorson, Clayton	11	99.44	130-250-6	52.0	1319	6	66	119.9	11	99.44	130-250-6	52.0	1319	6	66	119.9
Oliver, Zack	5	81.70	17-40-2	42.5	195	1	37	39.0	17	94.34	49-101-6	48.5	576	3	54	33.9
Alviti, Matt	2	66.93	1-3-0	33.3	12	0	12	6.0	6	57.26	3-7-0	42.9	12	0	12	2.0
Scanlan, Andrew	7	0.00	0-1-0	0.0	0	0	0	0.0	27	0.00	0-2-0	0.0	0	0	0	0.0
Total	11	96.36	148-294-8	50.3	1526	7	66	138.7								
Opponents	11	98.81	208-381-11	54.6	2071	5	68	188.3								

Receiving	gp	no.	yds	avg	td	lg	avg/g	gp	no.	yds	avg	td	lg	avg/g
Vitale, Dan	11	30	323	10.8	3	66	29.4	48	132	1395	10.6	10	66	29.1
Jones, Christian	11	23	234	10.2	2	20	21.3	49	128	1509	11.8	8	47	30.8
Jackson, Justin	11	18	146	8.1	0	28	13.3	23	40	347	8.7	1	35	15.1
McHugh, Mike	11	16	160	10.0	0	34	14.5	28	25	275	11.0	0	34	9.8
Carr, Austin	10	11	215	19.5	2	44	21.5	22	18	315	17.5	2	44	14.3
Dickerson, Garrett	10	11	113	10.3	0	26	11.3	22	15	157	10.5	0	26	7.1
Shuler, Miles	10	11	93	8.5	0	25	9.3	18	34	283	8.3	0	25	15.7
Roberts, Jelani	10	8	48	6.0	0	12	4.8	10	8	48	6.0	0	12	4.8
Vault, Solomon	11	7	79	11.3	0	37	7.2	19	13	110	8.5	0	37	5.8
Nagel, Flynn	5	4	47	11.8	0	24	9.4	5	4	47	11.8	0	24	9.4
Dickerson, Cameron	7	4	34	8.5	0	12	4.9	44	48	531	11.1	3	60	12.1
Long, Warren	11	2	23	11.5	0	14	2.1	29	8	52	6.5	0	14	1.8
Kidd, Garrett	9	1	6	6.0	0	6	0.7	9	1	6	6.0	0	6	0.7
Buckley, Stephen	9	1	5	5.0	0	5	0.6	24	8	79	9.9	0	19	3.3
Thorson, Clayton	11	1	0	0.0	0	0	0.0	11	1	0	0.0	0	0	0.0
Total	11	148	1526	10.3	7	66	138.7							
Opponents	11	208	2071	10.0	5	68	188.3							

Total Offense	g	plays	rush	pass	total	avg/g	g	plays	rush	pass	total	avg/g
Thorson, Clayton	11	332	367	1319	1686	153.3	11	332	367	1319	1686	153.3
Jackson, Justin	11	261	1172	0	1172	106.5	23	506	2359	0	2359	102.6
Long, Warren	11	51	296	0	296	26.9	29	95	475	0	475	16.4
Oliver, Zack	5	48	-30	195	165	33.0	17	123	-2	576	574	33.8
Vault, Solomon	11	51	164	0	164	14.9	19	71	245	0	245	12.9
Acker, Corey	10	5	57	0	57	5.7	18	5	57	0	57	3.2
Anderson, Auston	5	11	56	0	56	11.2	5	11	56	0	56	11.2
Shuler, Miles	10	2	30	0	30	3.0	18	8	54	0	54	3.0
Roberts, Jelani	10	9	30	0	30	3.0	10	9	30	0	30	3.0
Hruby, Tom	7	8	25	0	25	3.6	10	9	26	0	26	2.6
Alviti, Matt	2	6	-2	12	10	5.0	6	19	-1	12	11	1.8
Carr, Austin	10	1	-7	0	-7	-0.7	22	1	-7	0	-7	-0.3
TEAM	8	17	-43	0	-43	-5.4						
Total	11	803	2115	1526	3641	331.0						
Opponents	11	760	1336	2071	3407	309.7						

The Automated ScoreBook
Northwestern Individual Season/Career Statistics (as of Nov 21, 2015)
All games

SEASON									CAREER									
Scoring	td	fg	PAT				dxp	saf	pts	td	fg	PAT				dxp	saf	pts
			kick	rush	rcv	pass						kick	rush	rcv	pass			
Mitchell, Jack	-	17-25	22-24	-	-	-	-	-	73	-	31-43	48-52	-	-	-	-	-	141
Thorson, Clayton	5	-	-	-	-	-	-	-	30	5	-	-	-	-	-	-	-	30
Long, Warren	4	-	-	-	-	-	-	-	24	4	-	-	1-1	-	-	-	-	26
Jackson, Justin	3	-	-	-	-	-	-	-	18	14	-	-	-	-	-	-	-	84
Vitale, Dan	3	-	-	-	-	-	-	-	18	10	-	-	-	-	-	-	-	60
Jones, Christian	2	-	-	-	-	-	-	-	12	8	-	-	-	-	-	-	-	48
Carr, Austin	2	-	-	-	-	-	-	-	12	2	-	-	-	-	-	-	-	12
Vault, Solomon	2	-	-	-	-	-	-	-	12	5	-	-	-	-	-	-	-	30
Oliver, Zack	1	-	-	-	-	-	-	-	6	2	-	-	-	-	3-3	-	-	12
Walker, Anthony	1	-	-	-	-	-	-	-	6	2	-	-	-	-	-	-	-	12
Harris, Matthew	1	-	-	-	-	-	-	-	6	1	-	-	-	-	-	-	-	6
VanHoose, Nick	1	-	-	-	-	-	-	-	6	1	-	-	-	-	-	1	-	8
Omilian, Arthur	-	-	1-1	-	-	-	-	-	1	-	-	1-1	-	-	-	-	-	1
Total	25	17-25	23-25	-	-	-	-	-	224									
Opponents	22	10-14	19-21	-	-	0-1	-	1	183									

Punt Returns											
no.	yds	avg	td	lg		no.	yds	avg	td	lg	
Shuler, Miles	11	110	10.0	0	55	14	152	10.9	0	55	
Nagel, Flynn	2	-2	-1.0	0	1	2	-2	-1.0	0	1	
Total	13	108	8.3	0	55						
Opponents	13	13	1.0	0	8						

Kick Returns											
no.	yds	avg	td	lg		no.	yds	avg	td	lg	
Vault, Solomon	21	592	28.2	2	98	32	880	27.5	3	98	
Shuler, Miles	4	93	23.2	0	30	14	291	20.8	0	30	
Roberts, Jelani	1	19	19.0	0	19	1	19	19.0	0	19	
McShepard, Marcus	1	17	17.0	0	17	1	17	17.0	0	17	
Total	27	721	26.7	2	98						
Opponents	33	678	20.5	1	96						

Interceptions											
no.	yds	avg	td	lg		no.	yds	avg	td	lg	
Harris, Matthew	3	94	31.3	1	71	5	97	19.4	1	71	
VanHoose, Nick	3	76	25.3	1	72	8	115	14.4	1	72	
Henry, Traveon	2	20	10.0	0	20	3	20	6.7	0	20	
Walker, Anthony	1	3	3.0	0	3	3	117	39.0	1	65	
Queiro, Kyle	1	17	17.0	0	17	1	17	17.0	0	17	
Lowry, Dean	1	18	18.0	0	18	3	53	17.7	1	19	
Total	11	228	20.7	2	72						
Opponents	8	86	10.8	1	37						

Fumble Returns											
no.	yds	avg	td	lg		no.	yds	avg	td	lg	
Walker, Anthony	2	17	8.5	1	13	2	17	8.5	1	13	
Lowry, Dean	1	10	10.0	0	10	1	10	10.0	0	10	
Total	3	27	9.0	1	13						
Opponents	1	0	0.0	0	0						

The Automated ScoreBook
Northwestern Individual Season/Career Statistics (as of Nov 21, 2015)
All games

	SEASON								CAREER							
All Purpose	g	rush	rcv	pr	kr	ir	total	avg/g	g	rush	rcv	pr	kr	ir	total	avg/g
Jackson, Justin	11	1172	146	0	0	0	1318	119.8	23	2359	347	0	0	0	2706	117.7
Vault, Solomon	11	164	79	0	592	0	835	75.9	19	245	110	0	880	0	1235	65.0
Thorson, Clayton	11	367	0	0	0	0	367	33.4	11	367	0	0	0	0	367	33.4
Shuler, Miles	10	30	93	110	93	0	326	32.6	18	54	283	152	291	0	780	43.3
Vitale, Dan	11	0	323	0	0	0	323	29.4	48	29	1395	0	0	0	1424	29.7
Long, Warren	11	296	23	0	0	0	319	29.0	29	475	52	0	0	0	527	18.2
Jones, Christian	11	0	234	0	0	0	234	21.3	49	0	1509	0	0	0	1509	30.8
Carr, Austin	10	-7	215	0	0	0	208	20.8	22	-7	315	0	0	0	308	14.0
McHugh, Mike	11	0	160	0	0	0	160	14.5	28	0	275	-3	3	0	275	9.8
Dickerson, Garret	10	0	113	0	0	0	113	11.3	22	0	157	0	8	0	165	7.5
Roberts, Jelani	10	30	48	0	19	0	97	9.7	10	30	48	0	19	0	97	9.7
Harris, Matthew	9	0	0	0	0	94	94	10.4	33	0	0	0	484	97	581	17.6
VanHoose, Nick	11	0	0	0	0	76	76	6.9	43	0	0	0	0	115	115	2.7
Acker, Corey	10	57	0	0	0	0	57	5.7	18	57	0	0	0	0	57	3.2
Anderson, Austo	5	56	0	0	0	0	56	11.2	5	56	0	0	0	0	56	11.2
Nagel, Flynn	5	0	47	-2	0	0	45	9.0	5	0	47	-2	0	0	45	9.0
Dickerson, Came	7	0	34	0	0	0	34	4.9	44	0	531	0	0	0	531	12.1
Hruby, Tom	7	25	0	0	0	0	25	3.6	10	26	0	0	0	0	26	2.6
Henry, Traveon	10	0	0	0	0	20	20	2.0	42	0	0	0	0	20	20	0.5
Lowry, Dean	11	0	0	0	0	18	18	1.6	47	0	0	0	0	53	53	1.1
Queiro, Kyle	4	0	0	0	0	17	17	4.2	16	0	0	0	0	17	17	1.1
McShepard, Mar	11	0	0	0	17	0	17	1.5	18	0	0	0	17	0	17	0.9
Kidd, Garrett	9	0	6	0	0	0	6	0.7	9	0	6	0	0	0	6	0.7
Buckley, Stephen	9	0	5	0	0	0	5	0.6	24	265	79	0	111	0	455	19.0
Walker, Anthony	11	0	0	0	0	3	3	0.3	23	0	0	0	0	117	117	5.1
Alviti, Matt	2	-2	0	0	0	0	-2	-1.0	6	-1	0	0	0	0	-1	-0.2
Oliver, Zack	5	-30	0	0	0	0	-30	-6.0	17	-2	0	0	0	0	-2	-0.1
TEAM	8	-43	0	0	0	0	-43	-5.4								
Total	11	2115	1526	108	721	228	4698	427.1								
Opponents	11	1336	2071	13	678	86	4184	380.4								

Field Goals	att	good	long	blkd	att	good	long	blkd
Mitchell, Jack	25	17	49	0	43	31	49	1
Total	25	17	49	0				
Opponents	14	10	48	0				

Punting	no.	yds	avg	lg	blk	no.	yds	avg	lg	blk
Niswander, Hunter	70	2685	38.4	56	0	70	2685	38.4	56	0
TEAM	1	41	41.0	41	1					
Total	71	2726	38.4	56	1					
Opponents	80	3431	42.9	71	0					

Kickoffs	no.	yds	avg	tb	ob	no.	yds	avg	tb	ob
Micucci, Matt	32	1841	57.5	7	1	32	1841	57.5	7	1
Mitchell, Jack	19	1141	60.1	9	0	73	4266	58.4	28	0
Omilian, Arthur	1	45	45.0	0	0	1	45	45.0	0	0
Total	52	3027	58.2	16	1					
Opponents	43	2657	61.8	16	0					

All games

Opponents	11	449	352	801	73	22	8	29	6	12	2
-----------	----	-----	-----	-----	----	----	---	----	---	----	---

The Automated ScoreBook
Northwestern Team Game-by-Game (as of Nov 21, 2015)
All games

TEAM STATISTICS

		Rushing				Receiving				Passing				Kick Returns				Punt Returns				tot
Date	Opponent	no.	yds	td	lg	no.	yds	td	lg	cmp-att-int	yds	td	lg	no.	yds	td	lg	no.	yds	td	lg	off
Sep 05	STANFORD	54	225	1	42	12	105	0	25	12-25-0	105	0	25	1	19	0	19	1	7	0	7	330
Sep 12	EASTERN ILLINOIS	69	344	3	31	11	152	1	44	11-16-0	152	1	44	1	24	0	24	2	-2	0	1	496
Sep 19	at Duke	54	201	1	55	9	70	0	21	9-23-2	70	0	21	2	118	1	98	2	12	0	7	271
Sep 26	BALL STATE	57	290	0	62	18	256	3	66	18-31-1	256	3	66	3	60	0	21	0	0	0	0	546
Oct 03	MINNESOTA	51	184	2	31	14	128	0	19	14-19-0	128	0	19	0	0	0	0	1	55	0	55	312
Oct 10	at Michigan	25	38	0	15	15	130	0	20	15-33-1	130	0	20	4	75	0	22	0	0	0	0	168
Oct 17	IOWA	26	51	0	15	20	147	1	34	20-43-1	147	1	34	5	111	0	35	2	1	0	5	198
Oct 24	at Nebraska	28	156	1	68	13	177	1	37	13-28-0	177	1	37	5	120	0	30	2	27	0	21	333
Nov 7	PENN STATE	47	227	1	48	16	169	1	26	16-32-1	169	1	26	3	119	1	96	3	8	0	6	396
Nov 14	PURDUE	48	250	3	32	11	132	0	37	11-24-2	132	0	37	1	37	0	37	0	0	0	0	382
Nov 21	at Wisconsin	50	149	1	32	9	60	0	20	9-20-0	60	0	20	2	38	0	22	0	0	0	0	209
		509	2115	13	68	148	1526	7	66	148-294-8	1526	7	66	27	721	2	98	13	108	0	55	3641
Opponents		379	1336	15	41	208	2071	5	68	208-381-11	2071	5	68	33	678	1	96	13	13	0	8	3407

Games: 11 • Avg/rush: 4.2 • Avg/catch: 10.3 • Pass effic: 96.36 • KR avg: 26.7 • PR avg: 8.3 • All purpose avg/game: 427.1 • Total offense avg/gm: 331.0

		Tackles				Sacks	Fumble		Pass Defense			blkd	PAT Attempts			off		
Date	Opponent	ua	a	total	tfl-yds	no-yds	ff	fr-yds	int-yds	qbh	brup	kick	kick	rush	rcv	saf	t/o	pts
Sep 05	STANFORD	40	20	60	8.0-21	3.0-11	1	1-4	1-17	5	4	0	1-1	0	0	0	0	16
Sep 12	EASTERN ILLINOIS	31	26	57	8.0-34	3.0-23	0	0-0	2-94	2	2	0	5-5	0	0	0	14	41
Sep 19	at Duke	42	46	88	2.0-2	0.0-0	1	2-0	1-18	1	4	0	1-2	0	0	0	3	19
Sep 26	BALL STATE	40	10	50	3.0-7	0.0-0	0	1-0	0-0	6	6	1	3-3	0	0	0	0	24
Oct 03	MINNESOTA	40	18	58	10.0-32	3.0-17	1	1-13	1-0	4	6	0	3-3	0	0	0	7	27
Oct 10	at Michigan	35	42	77	8.0-18	3.0-4	0	0-0	0-0	1	3	0	0-0	0	0	0	0	0
Oct 17	IOWA	48	22	70	5.0-27	2.0-20	1	0-0	1-20	5	1	0	1-1	0	0	0	3	10
Oct 24	at Nebraska	44	34	78	8.0-32	2.0-18	0	0-0	1-72	0	7	0	3-3	0	0	0	7	30
Nov 7	PENN STATE	43	14	57	10.0-28	2.0-10	0	1-0	1-4	2	7	0	2-3	0	0	0	0	23
Nov 14	PURDUE	40	30	70	6.0-19	2.0-6	1	0-0	1-0	8	7	0	3-3	0	0	0	7	21
Nov 21	at Wisconsin	26	38	64	11.0-58	6.0-42	3	3-10	2-3	2	5	0	1-1	0	0	0	10	13
		429	300	729	79.0-278	25.0-151	8	9-27	11-228	36	52	1	23-25	0	0	0	51	224
Opponents		449	352	801	73.0-261	22.0-141	12	6-0	8-86	31	29	2	19-21	0	0	1	27	183

Date	Opponent	Punting									Field Goals			Kickoffs				
		no.	yds	avg	long	blkd	tb	fc	50+	i20	md-att	long	blkd	no.	yds	avg	tb	ob
Sep 05	STANFORD	5	194	38.8	45	0	0	1	0	0	3-4	49	0	5	301	60.2	1	0
Sep 12	EASTERN ILLINOIS	2	73	36.5	37	0	0	1	0	0	2-2	33	0	8	466	58.2	1	0
Sep 19	at Duke	10	413	41.3	49	0	0	3	0	1	2-2	44	0	5	268	53.6	0	0
Sep 26	BALL STATE	5	175	35.0	41	0	0	3	0	1	1-2	21	0	5	323	64.6	3	0
Oct 03	MINNESOTA	6	235	39.2	47	0	1	3	0	2	2-3	25	0	6	301	50.2	1	0
Oct 10	at Michigan	8	280	35.0	47	0	0	6	0	2	0-1	0	0	1	61	61.0	0	0
Oct 17	IOWA	9	344	38.2	53	0	1	3	2	1	1-1	20	0	3	166	55.3	1	1
Oct 24	at Nebraska	5	192	38.4	56	1	0	1	1	1	3-3	28	0	7	441	63.0	4	0
Nov 7	PENN STATE	8	294	36.8	48	0	0	3	0	5	1-3	35	0	5	297	59.4	2	0
Nov 14	PURDUE	5	214	42.8	55	0	0	0	2	3	0-0	0	0	4	221	55.2	1	0
Nov 21	at Wisconsin	8	312	39.0	49	0	0	3	0	3	2-4	37	0	3	182	60.7	2	0
		71	2726	38.4	56	1	2	27	5	19	17-25	49	0	52	3027	58.2	16	1
Opponents		80	3431	42.9	71	0	15	19	23	28	10-14	48	0	43	2657	61.8	16	0

The Automated ScoreBook
Northwestern Passing Game-by-Game (as of Nov 23, 2015)
All games

#18 Thorson, C.	Comp	Att	Int	Pct	Yards	TD	Long	Sacked	Effic
Stanford	12	24	0	50.0	105	0	25	0-0	86.75
Eastern Illinois	11	16	0	68.8	152	1	44	1-1	169.17
Duke	9	23	2	39.1	70	0	21	1-13	47.30
Ball State	18	31	1	58.1	256	3	66	1-7	152.92
Minnesota	14	19	0	73.7	128	0	19	1-3	130.27
Michigan	13	27	1	48.1	106	0	20	2-7	73.72
Iowa	17	35	1	48.6	125	1	34	3-32	82.29
Nebraska	13	28	0	46.4	177	1	37	2-13	111.31
Penn State	5	8	0	62.5	58	0	26	2-10	123.40
Purdue	9	19	1	47.4	82	0	16	1-6	73.09
Wisconsin	9	20	0	45.0	60	0	20	1-10	70.20
TOTALS	130	250	6	52.0	1319	6	66	15-102	99.44

#10 Oliver, Zack	Comp	Att	Int	Pct	Yards	TD	Long	Sacked	Effic
Michigan	1	3	0	33.3	12	0	12	1-9	66.93
Iowa	3	8	0	37.5	22	0	8	0-0	60.60
Penn State	11	24	1	45.8	111	1	23	4-22	90.10
Purdue	2	5	1	40.0	50	0	37	1-1	84.00
TOTALS	17	40	2	42.5	195	1	37	6-32	81.70

#7A Alвити, Matt	Comp	Att	Int	Pct	Yards	TD	Long	Sacked	Effic
Michigan	1	3	0	33.3	12	0	12	1-7	66.93
TOTALS	1	3	0	33.3	12	0	12	1-7	66.93

RUSHING	No-Yds/TD	STAN	EIU	DU	BALL	MINN	MICH	IOWA	NEB	PSU	PUR	WIS	ILL
Jackson, Justin RB	261-1172/3	28-134/0	22-78/1	35-120/0	33-184/0	20-120/0	12-25/0	10-30/0	14-40/0	28-186/0	24-116/1	35-139/1	
Thorson, C. QB	82-367/5	8-68/1	2-7/1	11-21/0	9-45/0	11-24/2	3--4/0	11-10/0	9-126/1	4-15/0	7-48/0	7-7/0	
Long, Warren RB	51-296/4	7-21/0	12-72/1	2-59/1	7-15/0	7-17/0	1-6/0	1-3/0	-	4-39/0	6-52/2	4-12/0	
Vault, Solomon RB	51-164/0	6-25/0	9-29/0	2-10/0	7-36/0	8-28/0	3-12/0	4-8/0	2-2/0	2-7/0	6-8/0	2--1/0	
Acker, Corey RB	5-57/0	DNP	5-57/0	-	-	-	-	-	-	-	-	-	
Anderson, A. RB	11-56/0	DNP	8-56/0	-	DNP	3-0/0	DNP	-	DNP	-	DNP	DNP	
Shuler, Miles WR	2-30/0	-	DNP	-	-	-	-	-	-	-	2-30/0	-	
Roberts, Jelani WR	9-30/0	2--11/0	3-20/0	1--2/0	1-10/0	-	1-11/0	-	-	1-2/0	-	DNP	
Hruby, Tom	8-25/0	DNP	8-25/0	DNP	-	DNP	-	-	-	-	-	DNP	
Alviti, Matt QB	3--2/0	DNP	-	DNP	DNP	DNP	3--2/0	DNP	DNP	DNP	DNP	DNP	
Carr, Austin WR	1--7/0	-	-	-	-	-	-	DNP	-	-	-	1--7/0	
Oliver, Zack QB	8--30/1	DNP	-	DNP	DNP	DNP	1--9/0	-	DNP	6--20/1	1--1/0	DNP	
TEAM	17--43/0	3--12/0	DNP	3--7/0	DNP	2--5/0	1--1/0	DNP	3--12/0	2--2/0	2--3/0	1--1/0	

RECEIVING	No-Yds/TD	STAN	EIU	DU	BALL	MINN	MICH	IOWA	NEB	PSU	PUR	WIS	ILL
Vitale, Dan	30-323/3	1-2/0	4-40/0	2-26/0	5-108/2	3-20/0	1-11/0	2-14/0	5-55/1	4-40/0	1-5/0	2-2/0	
Jones, C. WR	23-234/2	5-52/0	1-12/0	1-9/0	4-46/0	3-38/0	2-22/0	2-9/1	-	2-27/1	2-15/0	1-4/0	
Carr, Austin WR	11-215/2	-	2-61/1	-	1-25/1	1-14/0	2-39/0	DNP	1-15/0	1-23/0	2-24/0	1-14/0	
McHugh, Mike WR	16-160/0	1-1/0	2-17/0	1-4/0	1-21/0	1-11/0	2-0/0	2-43/0	1-22/0	1-14/0	2-17/0	2-10/0	
Jackson, Justin RB	18-146/0	2-12/0	1--2/0	2-18/0	2-20/0	2-14/0	1-3/0	5-17/0	2-55/0	1-9/0	-	-	
Dickerson, G.	11-113/0	1-5/0	-	1-3/0	-	DNP	2-12/0	1-6/0	1-14/0	2-34/0	1-15/0	2-24/0	
Shuler, Miles WR	11-93/0	2-33/0	DNP	1-6/0	2-15/0	-	1-9/0	3-25/0	-	1--1/0	-	1-6/0	
Vault, Solomon RB	7-79/0	-	-	-	1-2/0	1-4/0	-	1-8/0	2-12/0	-	2-53/0	-	
Roberts, Jelani WR	8-48/0	-	-	1-4/0	-	-	1-12/0	2-14/0	1-4/0	3-14/0	-	DNP	
Nagel, Flynn WR	4-47/0	-	1-24/0	-	1-5/0	2-18/0	DNP	DNP	DNP	DNP	DNP	DNP	
Dickerson, C. WR	4-34/0	DNP	DNP	DNP	-	-	2-22/0	-	-	1-9/0	1-3/0	DNP	
Long, Warren RB	2-23/0	-	-	-	1-14/0	1-9/0	-	-	-	-	-	-	
Kidd, Garrett WR	1-6/0	DNP	-	-	-	-	-	1-6/0	-	DNP	-	-	
Buckley, S. WR	1-5/0	-	-	-	-	-	DNP	1-5/0	-	-	-	DNP	
Thorson, C. QB	1-0/0	-	-	-	-	-	1-0/0	-	-	-	-	-	

All games

PUNT RETURNS	No-Yds	STAN	EIU	DU	BALL	MINN	MICH	IOWA	NEB	PSU	PUR	WIS	ILL
Shuler, Miles	11-110	1-7	DNP	2-12	-	1-55	-	2-1	2-27	3-8	-	-	
Nagel, Flynn	2--2	-	2--2	-	-	-	DNP	DNP	DNP	DNP	DNP	DNP	

Roberts, Jelani	1-19	-	-	-	-	-	1-19	-	-	-	-	DNP
McShepard, M.	1-17	-	-	-	-	-	1-17	-	-	-	-	-

Lowry, Dean	1-18	-	-	1-18	-	-	-	-	-	-	-	-
Walker, Anthony	1-3	-	-	-	-	-	-	-	-	-	-	1-3
Queiro, Kyle	1-17	1-17	-	-	-	DNP	DNP	DNP	DNP	DNP	DNP	DNP

[illegible]

The Automated ScoreBook
Northwestern All-Purpose Yards Game-by-Game (as of Nov 23, 2015)
All games

ALL-PURPOSE YARDS	Total	STAN	EIU	DU	BALL	MINN	MICH	IOWA	NEB	PSU	PUR	WIS	ILL
Jackson, Justin	1318	146	76	138	204	134	28	47	95	195	116	139	
Vault, Solomon	835	44	53	128	98	32	51	127	63	126	98	15	
Thorson, C.	367	68	7	21	45	24	-4	10	126	15	48	7	
Shuler, Miles	326	40	DNP	18	15	55	9	26	98	7	30	28	
Vitale, Dan	323	2	40	26	108	20	11	14	55	40	5	2	
Long, Warren	319	21	72	59	29	26	6	3	-	39	52	12	
Jones, C.	234	52	12	9	46	38	22	9	-	27	15	4	
Carr, Austin	208	-	61	-	25	14	39	DNP	15	23	24	7	
McHugh, Mike	160	1	17	4	21	11	-	43	22	14	17	10	
Dickerson, G.	113	5	-	3	-	DNP	12	6	14	34	15	24	
Roberts, Jelani	97	-11	20	2	10	-	42	14	4	16	-	DNP	
Harris, Matthew	94	-	94	-	-	-	-	DNP	DNP	-	-	-	
VanHoose, Nick	76	-	-	-	-	-	-	-	72	4	-	-	
Acker, Corey	57	DNP	57	-	-	-	-	-	-	-	-	-	
Anderson, A.	56	DNP	56	-	DNP	-	DNP	-	DNP	-	DNP	DNP	
Nagel, Flynn	45	-	22	-	5	18	DNP	DNP	DNP	DNP	DNP	DNP	
Dickerson, C.	34	DNP	DNP	DNP	-	-	22	-	-	9	3	DNP	
Hruby, Tom	25	DNP	25	DNP	-	DNP	-	-	-	-	-	DNP	
Henry, Traveon	20	-	-	-	-	-	-	20	-	-	-	DNP	
Lowry, Dean	18	-	-	18	-	-	-	-	-	-	-	-	
McShepard, M.	17	-	-	-	-	-	17	-	-	-	-	-	
Queiro, Kyle	17	17	-	-	-	DNP	DNP	DNP	DNP	DNP	DNP	DNP	
Kidd, Garrett	6	DNP	-	-	-	-	-	6	-	DNP	-	-	
Buckley, S.	5	-	-	-	-	-	DNP	5	-	-	-	DNP	
Walker, Anthony	3	-	-	-	-	-	-	-	-	-	-	3	
Alviti, Matt	-2	DNP	-	DNP	DNP	DNP	-2	DNP	DNP	DNP	DNP	DNP	
Oliver, Zack	-30	DNP	-	DNP	DNP	DNP	-9	-	DNP	-20	-1	DNP	
TEAM	-43	-12	-	-7	-	-5	-1	-	-12	-2	-3	-1	