

2015 SCHEDULE & RESULTS

Overall: 5-2 | Home: 4-1 | Away: 1-1 | Big Ten: 1-1

#21 
 W, 16-6
 RYAN FIELD



 W, 41-0
 RYAN FIELD


 W, 19-10
 DURHAM, N.C.


 W, 24-19
 RYAN FIELD


 W, 27-0
 RYAN FIELD

#18 
 L, 0-38
 ANN ARBOR, MICH.

#17 
 L, 10-40
 RYAN FIELD


 Sat., Oct. 24 • 11 a.m.
 LINCOLN, NEB.

ESPN2
 Beth Mowins, Play-by-Play
 Anthony Becht, Analyst
 Paul Carcattera, Sideline

WGN (720 AM)
 Dave Eanet, Play-by-Play
 Ted Albrecht, Analyst
 Adam Hoge, Sideline


 Sat., Nov. 7 • TBA
 RYAN FIELD

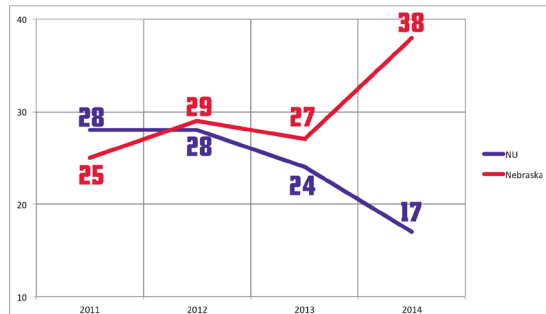

 Sat., Nov. 14 • TBA
 RYAN FIELD


 Sat., Nov. 21 • TBA
 MADISON, WIS.


 Sat., Nov. 28 • TBA
 SOLDIER FIELD

THE MATCHUP

The Wildcats have gone just 1-3 against Nebraska since the Cornhuskers joined the Big Ten (2-6 all-time), with their lone win coming over the then ninth-ranked Huskers on the road in 2011. Three of the four meetings against Nebraska under head coach Pat Fitzgerald have been decided by three points or less with two of Nebraska's wins coming on scores in the last two minutes.



HEAD-TO-HEAD

JACKSON CHASING TOP 10

Sophomore running back **Justin Jackson** is just 68 yards shy of cracking Northwestern's top 10 list for most rushing yards in program history. Jackson has racked up 1,878 yards in 19 career games (98.8/gm) while leading the Wildcats in rushing in each contest. With 122 more rushing yards, Jackson would become the 10th player in program history to eclipse 2,000 career rushing yards. **Damien Anderson** holds the Northwestern record with 4,485 rushing yards from 1998-2001.

EYES ON THE CHARTS

PLAYER	YEARS	YARDS
#7 Greg Boykin	1972-76	2,465
#8 Kain Colter	2010-13	2,180
#9 Mike Adamle	1968-70	2,015
#10 Stanley Davenport	1984-87	1,946
#11 Justin Jackson	Active	1,878

STEPPING IN AND STEPPING UP

Sophomore cornerback **Keith Watkins II** made his first career start in place of injured cornerback **Matthew Harris** last Saturday versus Iowa and finished with a career day. Watkins, who has made an impact on special teams and in nickel packages for the Wildcats all season long, finished with career highs in solo tackles (8) and total tackles (9). Watkins' nine tackles tied classmate **Godwin Igwebuikwe** for the most tackles by a defensive back in a game this season.

ALL ON HIS OWN

Sophomore **Godwin Igwebuikwe** has been a tackling machine in the open field since the start of Big Ten play. Igwebuikwe has 20 solo tackles in three Big Ten games, second to only Rutgers' linebacker Steve Longa's 21. A starter in each of the last 12 games dating back to last season, Igwebuikwe ranks second on the Wildcats this season with 43 tackles and needs just eight more to match his total from his freshman campaign.



PRATER'S CAREER DAY

Junior linebacker **Jaylen Prater** led all players with a career-high 11 tackles and also had his first career sack last Saturday versus Iowa. Prater is in his first season as a starter and is fourth on the team in total tackles (38) and second in assisted tackles (18).

TALE OF THE TAPE

N	Rushing Yards/GM	Passing Yards/GM	Total Offense	Scoring Offense	Rushing Defense	Passing Defense	Total Defense	Turnover Margin	Penalty Yards/GM
N	190.4	141.1	331.6	19.6	154.6	146.7	301.3	+0.14	37.7
N	Rushing Yards/GM	Passing Yards/GM	Total Offense	Scoring Offense	Rushing Defense	Passing Defense	Total Defense	Turnover Margin	Penalty Yards/GM
N	195.0	256.3	451.3	32.4	91.0	341.7	432.7	-0.29	74.6

LAST MEETING



OCTOBER 18, 2014 • RYAN FIELD • EVANSTON, ILL.

PAT FITZGERALD



>>> 10th Season

>>> 65-55 Overall Record

>>> Winningest Coach
in NU History

>>> 5 Bowl Games

FITZGERALD COACHING CAREER

Year	Overall	.PCT	Big Ten	.PCT	Postseason
2006	4-8	.333	2-6	.250	-
2007	6-6	.500	3-5	.375	-
2008	9-4	.692	5-3	.625	Valero Alamo Bowl
2009	8-5	.615	5-3	.625	Outback Bowl
2010	7-6	.538	3-5	.375	TicketCity Bowl
2011	6-7	.667	3-5	.375	Meineke Car Care Bowl
2012	10-3	.769	5-3	.625	TaxSlayer.Com Gator Bowl
2013	5-7	.416	1-7	.125	-
2014	5-7	.416	3-5	.375	-
2015	5-2	.714	1-2	.333	-
Total	65-55	.542	31-44	.413	5 Bowl Games

Year	School	Position
2006-	Northwestern	Head Coach
2004-05	Northwestern	Linebackers/Recruiting Coordinator
2002-03	Northwestern	Linebackers
2001	Northwestern	Defensive Backs
2000	Idaho	Linebackers/Special Teams
1999	Colorado	Defensive Graduate Assistant
1998	Maryland	Defensive Graduate Assistant

DAN AND SUSAN JONES FAMILY HEAD FOOTBALL COACH

Already the second-longest tenured Big Ten head coach at the age of 40, Pat Fitzgerald's nine seasons at the helm of Northwestern have been spent building upon the tradition he helped establish as a Hall-of-Fame linebacker for the Wildcats in the mid-1990's. Characterized by his motivational skills, enthusiasm and passion for all things Northwestern, Fitzgerald has shaped Chicago's Big Ten Team into one that consistently achieves excellence in all three phases of the student-athlete experience: academics, athletics and community outreach.

Taking over as head coach in 2006 after the sudden passing of his friend and mentor, Randy Walker, Fitzgerald provided leadership and stability in a trying time and has continued Walker's legacy of producing winning football teams while preparing young men for long-term success in life.

From 2008-12, Fitzgerald guided the Wildcats to five consecutive bowl berths, most recently in the 2012 campaign when NU capped a tremendous 10-win season with a landmark victory over Mississippi State in the TaxSlayer.com Gator Bowl. The 2012 'Cats, who played in a New Year's Day bowl game for the third time in five years, earned a No. 17 year-end ranking in the USA Today/Coaches Poll, the best positioning for any Big Ten team.

Consequently, four consecutive senior classes to graduate from the Northwestern football program during that timeframe set or tied the school record for most career wins by a five-year senior class, with the 2012 group going out as the winningest NU senior class in history with 40 victories to its credit. Likewise, Fitzgerald's Gator Bowl victory on Jan. 1, 2013, marked the 50th of his career, officially making him the winningest head coach in Northwestern Football history.

Away from the gridiron, Fitzgerald's players have achieved at the highest levels in the classroom, last fall placing a record 38 players on the Academic All-Big Ten team en route to posting a remarkable 3.05 team GPA for the 2013-14 academic year. In 2012, Northwestern collected top national honors in the AFCA Academic Achievement Award for the seventh time since 1998. Additionally, Fitzgerald's program ranked second among all FBS programs in the recently released multi-year Academic Progress Rating (APR), posting a score of 992 out of a possible 1,000 in the measure of player retention and eligibility.

NU also goes to great lengths to make a difference in the community. Fitzgerald, his family and his players partake in countless charitable events, impacting the NU and Evanston communities through their participation in Northwestern Dance Marathon, Special Olympics, Misericordia, the NU chapter of Uplifting Athletes, weekly school and children's hospital visits, and dozens of other organizations. Additionally, a Wildcat also has been selected to the prestigious Allstate AFCA Good Works Team® in seven of the last year years (only 11 players from FBS football claim the honor each season), most recently place-kicker Jeff Budzien in 2013.



- 2008 College Football Hall of Fame Class
- 1995 & 1996 Bendarik Award Winner
- 1995 & 1996 Nagurski Award Winner
- First two-time winner of both the Bednarik and Nagurski Awards
- 1995 & 1996 Big Ten Champion
- 1995 Big Ten Defensive Player of the Year
- 1995 Sports Illustrated Defensive Player of the Year
- Two-Time All-American
- 23 career starts
- 299 career tackles
- 20 career tackles for loss
- 5 forced fumbles
- 3 interceptions

MEDIA AVAILABILITY

SUNDAY

No
Availability

MONDAY

Weekly
News Conference
12 p.m., CDT
Nicolet Football
Center
Pat Fitzgerald

TUESDAY

Post Practice
10:30 AM CDT
Welsh-Ryan
Arena Lobby
Coaches & Players
by request
B1G Teleconference
Pat Fitzgerald
11 AM, CDT

WEDNESDAY

Post Practice
10:30 AM CDT
Welsh-Ryan
Arena Lobby
Coaches & Players
by request

THURSDAY

No
Availability

FRIDAY

No
Availability

SATURDAY

N
Postgame
Presser

WEEKLY MONDAY PRESS CONFERENCE

Coach Fitzgerald will hold weekly media briefings at Noon CDT each Monday during the regular season in the Nicolet Football Center. Fitzgerald will make comments and answer questions until approximately 12:25 p.m. Selected players will be on hand to meet with the press at approximately 12:30 p.m., class schedules permitting. The entire news conference is available on NUsports.com (All-Access video site for a fee).

BIG TEN WEEKLY TELECONFERENCE

Coach Fitzgerald takes part in the Big Ten Conference's Coaches Teleconference each Tuesday throughout the regular season. All 14 head coaches are available to answer questions for eight minutes. Fitzgerald's segment begins at 11 a.m. CT. Media members wishing to participate should call or email the Big Ten office (847-696-1010) for the call-in phone number. Playback of the teleconference is available for 24 hours following the completion of the original format.

COACH/PLAYER AVAILABILITY

Coach Fitzgerald and student-athletes who did not participate in the Monday press conference are available after morning practices on Tuesdays and Wednesdays each week. Depending on class schedules, players may also be available in the afternoon on those two days. No player interviews will be granted on Sunday, Thursday or Friday. Depending on his schedule, Coach Fitzgerald may also be available during the late-afternoon hours on Tuesday and Wednesday. Please call in advance to set up an interview.

WILDCATS ONLINE

The official web site of Northwestern Athletics is NUsports.com. Updated daily, the site includes releases and game notes as well as other football-related items: up-to-date roster, schedule, game times, etc. You may also Northwestern football on Twitter at these accounts: @NU_Sports, @NUFBNews, @NU_SportsLIVE, @NUFBFamily or @coachfitz51.

GAME CREDENTIALS

For any media wishing to obtain a credential for any home game, please apply at www.sportssystems.com/northwestern.

POSTGAME PROCEDURE

Following a cooling off period, head coach Pat Fitzgerald and select players will meet with the media in Nicolet Football Center, which is located adjacent to Ryan Field on the north side. Requests for student-athletes should be made to a Northwestern Athletic Communications contact at least five minutes prior to the end of the contest.

NORTHWESTERN ATHLETIC COMMUNICATIONS

Contact: Paul Kennedy, Assistant Athletic Director for Athletic Communications
Phone: Office - (847) 467-2028 | Cell - (313) 497-5990
Email: pkennedy@northwestern.edu

Contact: Kyle Kelley, Assistant Director of Athletic Communications
Phone: Office - (847) 491-8800 | Cell: (989) 400-1705
Email: kyle.kelley@northwestern.edu

Northwestern Athletic Communications

Mailing Address

1501 Central St.
Evanston, IL 60208





JAYLEN
PRATER

WHAT'S FOR LUNCH

Northwestern is fifth in Big Ten play with eight sacks (2.67/gm) through the first three contests of conference play and has gotten to the quarterback at least twice in all three games. Senior defensive lineman **Max Chapman** and junior linebacker **Jaylen Prater** each had a sack for a loss of 10 yards in the Wildcats' game versus Iowa last Saturday.



SPREAD THE WEALTH

The early deficit last Saturday forced the Wildcats to throw the ball a season-high 43 times, and redshirt freshman quarterback **Clayton Thorson** continued to display his ability to spread the ball around the field. Thorson completed a pass to eight different receivers in each of the first two Big Ten games, but topped that on Saturday when he found nine different receivers.

Thorson completed 10-straight passes in the second and third quarters versus the Hawkeyes and finished the day 17-for-35 for 125 yards with a touchdown and an interception.

SOLO CAN SCOOT

Sophomore running back and kickoff return specialist **Solomon Vault** racked up 111 yards of kick returns last Saturday versus Iowa and now ranks second in the Big Ten with 371 kick return yards (26.5/return). Vault has two career kick returns for touchdowns, including a 98-yard return to open the second half versus Duke on Sept. 19.

AMONG THE NATION'S LEADERS

Despite allowing 78 points over the last two weeks, the Wildcats still rank among the nation's leaders in several defensive categories. Chicago's Big Ten Team ranks fourth in team passing efficiency defense (93.30), seventh in red zone defense (71.4 percent), seventh in passing yards allowed (146.7), 12th in scoring defense (16.1) and 18th in total defense (301.3).

FRESHMAN JELANI ROBERTS HONORED BY NATIONAL FOOTBALL FOUNDATION

Freshman wide receiver **Jelani Roberts** has been selected as one of five student-athletes honored by the National Football Foundation & College Hall of Fame as a recipient of the 2015 National High School Scholar-Athlete Award. Roberts will be honored for his high school accomplishments during the NFF Chapter Awards Luncheon, presented by Under Armour, on Dec. 8 at the Waldorf Astoria in New York City.



NATIONAL
FOOTBALL
FOUNDATION

>>> LAST WEEK vs. IOWA

5

SOLOS

6

ASSISTS

11

TOTAL TACKLES

1

SACK

BREAD AND BUTTER

The Wildcats' up-tempo ground attack was key to their 5-0 start that included wins over Stanford and Duke. But the 'Cats have been unable to replicate the production over the last two games - both losses - as

they are averaging just 44.5 yards per game on the ground and 63.5 total plays. The result has been over 10 minutes per game lost in time of possession. The Wildcats are 48-16 under head coach Pat Fitzgerald when rushing for more yards than their opponents, while they are just 18-38 when unable to do so.

	Rush Yards/Gm	Plays/Gm	Time of Possession
First 5 Games	248.8	79.8	33:43
Last 2 Games	44.5	63.5	22:46
Season Totals	190.4	75.1	30:35

KEITH
WATKINS

STRENGTH OF SCHEDULE

Northwestern has played the sixth toughest schedule in the country according to the NCAA. The Wildcats' opponents have combined to go 23-8 (.742 winning percentage) while four of their first seven opponents currently rank in the AP Top 25 (No. 10 Stanford, No. 13 Iowa, No. 15 Michigan and No. 22 Duke).

THROUGH THE UPRIGHTS

Junior kicker **Jack Mitchell** ranks second in the Big Ten and 20th in the country with 1.57 field goals per game. Mitchell moved into a tie for eighth in program history with his 25th career field goal last Saturday versus Iowa and has now successfully made 11-of-15 attempts this season, including 9-of-10 from inside 40 yards. The program record for field goals in a season was set by Jeff Budzien in 2013 when he made 23 of 25 attempts.

9-FOR-10
< 40 YARDS

#FEEDJJ

Sophomore running back **Justin Jackson** led the Wildcats in rushing for the 19th consecutive game last Saturday versus Iowa. Jackson ranks fourth in the Big Ten and 21st in the country with 691 yards on 160 carries. The sophomore averaged 127.0 yards per game through the first five contests but has been limited to just 55 rushing yards during the team's two-game losing streak.

SCOUTING THE CORNHUSKERS

Nebraska claimed a 48-25 win over Minnesota last Saturday to pick up their third win of the season and snap a two-game losing streak. The Cornhuskers are 3-4 overall and 1-2 in the Big Ten but have lost each of their four games this season on their opponents final snap (Hail Mary vs. BYU; OT FG at Miami; TD Pass with 12 seconds left at Illinois; FG with 4 seconds left vs. Wisconsin).

The Cornhuskers rank seventh in the country in rushing defense (91.0) and 19th in red zone defense (75.9) but have struggled to stop aerial attacks, as they are last in the country in passing yards allowed (341.7). Offensively, Nebraska is 38th in rushing offense (195.0) and 39th in passing offense (256.3) while scoring 32.4 points per game.

LAST WEEK vs IOWA<<<

8

SOLO

1

ASSIST

9

TOTAL TACKLES



ALPHABETICAL ROSTER

No.	Name	Pos.	Ht.	Wt.	Cl./Elig.	Hometown/High School/Last College
36	Corey Acker	WR	5-9	170	Jr./So.	Ballston Lake, N.Y./Shenendehowa Central
7	Matt Alviti	QB	6-0	200	Jr./So.	Park Ridge, Ill./Maine South
12	Auston Anderson	RB	5-9	180	So./R-Fr.	Plano, Texas/Plano West
16	Quinn Baker	WR	5-9	190	So./R-Fr.	Trout Valley, Ill./Cary-Grove
47	Joe Bergin	DB	5-11	190	Fr./Fr.	Bloomfield Hills, Mich./Detroit Country Day
44	Malcolm Bowman	RB	5-11	195	So./R-Fr.	Dallas, Texas/St. Mark's School
26	Terrance Brown	S	6-1	210	Sr./Jr.	Los Alamitos, Calif./Los Alamitos
8	Stephen Buckley	WR	6-0	185	Sr./Jr.	Forney, Texas/North Forney
74	Graham Bullmore	OL	6-7	290	Jr./So.	Kenosha, Wis./Bradford
59	J.B. Butler	OL	6-3	305	So./R-Fr.	Plainfield, Ill./Joliet Catholic
80	Austin Carr	WR	6-1	195	Sr./Jr.	Benicia, Calif./Benicia
1	Max Chapman	DL	6-3	270	Sr. [5]/Sr.	Ponte Vedra, Fla./Nease
85	Chris Cliff	WR	6-2	205	Fr./Fr.	West Bloomfield, Mich./Walled Lake Northern
91	Sam Coverdale	OL	6-6	305	Jr./So.	Chagrin Falls, Ohio/Kenston
25	Luke Dauch	WR	6-3	220	Sr. [5]/Sr.	Bloomfield Hills, Mich./Lahser
73	Adam DePietro	OL	6-5	295	Sr./Jr.	Lancaster, Pa./Lancaster Catholic
19	Cameron Dickerson	WR	6-3	225	Sr. [5]/Sr.	Englewood, N.J./Bergen Catholic
9	Garrett Dickerson	SB	6-3	245	So./So.	Englewood, N.J./Bergen Catholic
71	Tommy Doles	OL	6-6	280	So./R-Fr.	Grand Rapids, Mich./Grand Rapids Christian
89	Charlie Fessler	WR	6-4	205	Fr./Fr.	Erie, Pa./Cathedral Prep
52	Chris Fitzpatrick	LS	6-1	235	Sr./Jr.	Lawrenceburg, Ky./Anderson County
45	Nathan Fox	LB	6-2	245	Fr./Fr.	Houston, Texas/Clear Lake
57	Matt Frazier	OL	6-4	295	Sr. [5]/Sr.	Bourbonnais, Ill./Bishop McNamara
97	Joe Gaziano	DL	6-4	255	Fr./Fr.	Scituate, Mass./Xaverian Brothers
13	Deonte Gibson	DL	6-3	265	Sr. [5]/Sr.	Lakewood, Ohio/St. Edward
54	Trent Goens	DL	6-3	250	Fr./Fr.	Chino Hills, Calif./Chino Hills
24	Mark Gorgianis	WR	6-0	190	Jr./So.	Lombard, Ill./Montini Catholic
84	Cameron Green	WR	6-3	210	Fr./Fr.	Buffalo Grove, Ill./Stevenson
11	TJ Green	QB	6-1	190	Fr./Fr.	Leawood, Kan./Rockhurst
32	Nate Hall	LB	6-2	230	So./R-Fr.	Toledo, Ohio/Southview
83	Chad Hanaoka	RB	5-10	170	So./So.	Honolulu, Hawaii/Iolani School
72	Blake Hance	OL	6-6	300	So./R-Fr.	Jacksonville, Ill./Jacksonville
27	Matthew Harris	CB	5-11	180	Jr./Jr.	La Grange Highlands, Ill./Lyons
24	Montre Hartage	DB	6-0	180	Fr./Fr.	Cordele, Ga./Crisp County
2	Traveon Henry	S	6-1	215	Sr./Sr.	Lauderdale Lakes, Fla./Pine Crest
35	Tom Hruby	LB	6-3	240	Jr./Jr.	Crown Point, Ind./Andrean
16	Godwin Igwebuikue	S	6-0	200	Jr./So.	Pickerington, Ohio/Pickerington North
21	Justin Jackson	RB	5-11	190	So./So.	Carol Stream, Ill./Glenbard North
43	Cole Johnson	WR	6-1	200	Jr./So.	Avon, Ind./Avon
14	Christian Jones	WR	6-3	235	Sr. [5]/Sr.	Houston, Texas/Westfield
42	Joseph Jones	LB	6-1	225	Sr./Jr.	Plano, Ill./Plano
87	Garrett Kidd	WR	6-2	195	Sr. [5]/Sr.	Midland, Mich./Dow/Miami (Fla.)
17	Daniel Kubiuk	QB	6-1	200	So./R-Fr.	Barrington, Ill./Barrington
93	Greg Kuhar	DL	6-3	305	Sr./Jr.	Concord Township, Ohio/St. Edward
67	Tyler Lancaster	DL	6-3	300	Jr./So.	Romeoville, Ill./Plainfield East
78	Adam Lemke-Bell	OL	6-5	270	Fr./Fr.	Oak Park, Ill./Oak Park-River Forest
13	Warren Long	RB	6-0	210	Jr./Jr.	Union City, Calif./James Logan
94	Dean Lowry	DL	6-6	290	Sr./Sr.	Rockford, Ill./Boylan
46	Eric Lutzen	SB	6-6	235	So./R-Fr.	Pewaukee, Wis./Pewaukee
68	Connor Mahoney	OL	6-4	290	Sr./Jr.	Malvern, Pa./Malvern
28	Alonzo Mayo	DB	5-11	170	Fr./Fr.	Baltimore, Md./The Gilman School
41	Jared McGee	S	6-1	215	So./R-Fr.	Mansfield, Texas/Mansfield Legacy
6	Mike McHugh	WR	6-3	195	Sr./Jr.	Kirkwood, Mo./Kirkwood
17	Marcus McShepard	CB	5-11	200	Jr./So.	University Heights, Ohio/Cleveland Heights
70	Shane Mertz	OL	6-8	310	Sr. [5]/Sr.	Hazlet, N.J./Raritan
33	Matt Micucci	PK	5-11	185	Jr./So.	Lake Zurich, Ill./Stevenson
8	Jack Mitchell	PK	6-3	210	Sr./Jr.	San Diego, Calif./Torrey Pines
53	Geoff Mogus	OL	6-5	305	Sr. [5]/Sr.	Lorain, Ohio/St. Edward
20	John Moten IV	RB	6-0	190	Fr./Fr.	St. Louis, Mo./John Burroughs School
10	Jake Murray	DB	6-3	200	Fr./Fr.	Coppell, Texas/Coppell
86	Flynn Nagel	WR	5-11	190	Fr./Fr.	Lemont, Ill./Lemont
96	Hunter Niswander	P	6-5	235	Jr./So.	Peninsula, Ohio/Woodridge
69	Brad North	OL	6-2	290	Jr./So.	Allen, Texas/Allen
48	Tommy Odell	S	5-11	200	Jr./So.	River Forest, Ill./Oak Park-River Forest
7	Ifeadi Odenigbo	DL	6-3	250	Sr./Jr.	Centerville, Ohio/Centerville
10	Zack Oliver	QB	6-4	230	Sr. [5]/Sr.	Baton Rouge, La./Catholic
76	Eric Olson	OL	6-6	295	Sr./Jr.	Sudbury, Mass./Buckingham, Browne & Nichols
38	Arthur Omilian	PK	5-11	180	Sr. [5]/Sr.	Atlanta, Ga./Pace Academy
64	Andrew Otterman	OL	6-5	295	Fr./Fr.	Morristown, N.J./Delbarton
99	Ben Oxley	DL	6-6	285	So./R-Fr.	Avon Lake, Ohio/Avon Lake
63	Ian Park	OL	6-4	305	Sr./Jr.	Pittsburgh, Pa./Upper St. Clair
46	Anthony Pierce-Adams	LB	6-0	215	So./R-Fr.	Chicago, Ill./De La Salle Institute
77	Kenton Playko	OL	6-5	300	Sr./Jr.	Lewis Center, Ohio/Olentangy
51	Jaylen Prater	SB	6-0	230	Sr./Jr.	Hamden, Ohio/Wellston
44	James Prather	DL	6-4	270	So./R-Fr.	Memphis, Tenn./Memphis University School
53	Cameron Queiro	LB	6-1	225	So./R-Fr.	Verona, N.J./Bergen Catholic
21	Kyle Queiro	S	6-3	200	Jr./So.	Verona, N.J./Bergen Catholic
33	Steven Reese	DB	6-2	190	Fr./Fr.	Buford, Ga./Buford
58	Heath Reineke	DL	6-3	245	So./R-Fr.	Ashland, Ohio/Ashland
90	C.J. Robbins	DL	6-5	300	Sr. [5]/Sr.	Peru, Ill./LaSalle-Peru
81	Jelani Roberts	WR	5-8	160	Fr./Fr.	Owings Mills, Md./The Gilman School
49	Josh Roberts	LB	6-1	215	Jr./So.	Warrego, Kan./Rock Creek
2	Christian Salem	WR	6-3	195	Sr./Jr.	Santa Monica, Calif./Santa Monica
82	Andrew Scanlan	WR	6-2	215	Sr./Jr.	Royersford, Pa./Spring Ford
34	Simba Short	LB	6-2	210	Fr./Fr.	Brentwood, Calif./De La Salle
5	Miles Shuler	WR	5-10	180	Sr. [5]/Sr.	Long Branch, N.J./Long Branch/Rutgers
55	Drew Smith	LB	6-1	230	Sr. [5]/Sr.	Cincinnati, Ohio/Colerain
85	Mark Szott	SB	6-4	255	Sr. [5]/Sr.	Naperville, Ill./Waubonsie Valley
88	Jayne Taylor	SB	6-4	230	Jr./So.	The Woodlands, Texas/The Woodlands
65	Jared Thomas	OL	6-4	275	Fr./Fr.	Indianapolis, Ind./Cathedral
95	Jordan Thompson	DL	6-3	275	Fr./Fr.	Cincinnati, Ohio/LaSalle
18	Clayton Thorson	QB	6-4	220	So./R-Fr.	Wheaton, Ill./Wheaton North
23	Nick VanHoose	CB	6-0	190	Sr. [5]/Sr.	Urbana, Ohio/Graham
4	Solomon Vault	RB	5-10	190	So./So.	Gaithersburg, Md./Gaithersburg
40	Dan Vitale	SB	6-2	235	Sr./Sr.	Wheaton, Ill./Wheaton-Warrenville South
31	Tommy Vitale	LB	6-3	220	Fr./Fr.	Wheaton, Ill./Wheaton-Warrenville South
18	Anthony Walker	LB	6-1	235	Jr./So.	Miami, Fla./Monsignor Edward Pace
56	Brett Walsh	LB	6-1	225	Jr./So.	Monrovia, Calif./Monrovia
98	Xavier Washington	DL	6-1	240	So./So.	Cedar Hill, Texas/Cedar Hill
3	Keith Watkins II	CB	5-11	180	Jr./So.	Cincinnati, Ohio/Archbishop Moeller
39	Mason Weissenhofer	PK/P	6-2	185	Fr./Fr.	Plainfield, Ill./Montini Catholic
22	Parker Westphal	CB	6-1	190	So./R-Fr.	Bolingbrook, Ill./Bolingbrook
29	Trae Williams	DB	5-11	200	Fr./Fr.	The Plains, Ohio/Athens
15	Macan Wilson	WR	6-0	180	Jr./So.	Houston, Texas/Kinkaid
92	Fred Wyatt	DL	6-4	270	So./R-Fr.	Lawrence, Kan./Free State
14	Lloyd Yates	QB	6-2	195	Fr./Fr.	Oak Park, Ill./Oak Park-River Forest
11	Pierre Youngblood-Ary	WR	6-3	190	Sr. [5]/Sr.	Orlando, Fla./Lake Brantley

NUMERICAL

1	Max Chapman	DL
2	Traveon Henry	S
2	Christian Salem	WR/H
3	Keith Watkins II	CB
4	Solomon Vault	RB
5	Miles Shuler	WR
6	Mike McHugh	WR
7	Matt Alviti	QB
7	Ifeadi Odenigbo	DL
8	Stephen Buckley	WR
8	Jack Mitchell	PK
9	Garrett Dickerson	SB
10	Jake Murray	S
10	Zack Oliver	QB
11	TJ Green	QB
11	Pierre Youngblood-Ary	WR
12	Auston Anderson	RB
13	Deonte Gibson	DL
13	Warren Long	RB
14	Christian Jones	WR
14	Lloyd Yates	QB
15	Macan Wilson	WR
16	Quinn Baker	WR
16	Godwin Igwebuikue	S
17	Daniel Kubiuk	QB
17	Marcus McShepard	CB
18	Clayton Thorson	QB
18	Anthony Walker	LB
19	Cameron Dickerson	WR
20	John Moten IV	RB
21	Justin Jackson	RB
21	Kyle Queiro	S
22	Parker Westphal	CB
23	Nick VanHoose	CB
24	Montre Hartage	CB
24	Mark Gorgianis	WR
25	Luke Dauch	WR
26	Terrance Brown	S
27	Matthew Harris	CB
28	Alonzo Mayo	CB
29	Trae Williams	CB
31	Tommy Vitale	LB
32	Nate Hall	LB
33	Matt Micucci	PK
33	Steven Reese	S
34	Simba Short	LB
35	Tom Hruby	LB
36	Corey Acker	RB
38	Arthur Omilian	PK
39	Mason Weissenhofer	PK/P
40	Dan Vitale	SB
41	Jared McGee	S
42	Joseph Jones	LB
43	Cole Johnson	WR
44	Malcolm Bowman	RB
44	James Prather	WR
45	Nathan Fox	LB
46	Eric Lutzen	SB
46	Anthony Pierce-Adams	LB
47	Joe Bergin	S
48	Tommy Odell	S
49	Josh Roberts	LB
51	Jaylen Prater	LB
51	Chris Fitzpatrick	LS
53	Geoff Mogus	OL
53	Cameron Queiro	OL
54	Trent Goens	DL
55	Drew Smith	LB
56	Brett Walsh	LB
57	Matt Frazier	OL
58	Heath Reineke	DL
59	J.B. Butler	OL
63	Ian Park	OL
64	Andrew Otterman	OL
65	Jared Thomas	OL
67	Tyler Lancaster	DL
68	Connor Mahoney	OL
69	Brad North	OL
70	Shane Mertz	OL
71	Tommy Doles	OL
72	Blake Hance	OL
73	Adam DePietro	OL
74	Graham Bullmore	OL
76	Eric Olson	OL
77	Kenton Playko	OL
78	Adam Lemke-Bell	OL
80	Austin Carr	WR
81	Jelani Roberts	WR
82	Andrew Scanlan	WR
83	Chad Hanaoka	RB
84	Cameron Green	WR
85	Chris Cliff	WR
85	Mark Szott	SB
86	Flynn Nagel	WR
87	Garrett Kidd	WR
88	Jayne Taylor	SB
89	Charlie Fessler	WR
90	C.J. Robbins	DL
91	Sam Coverdale	DL
92	Fred Wyatt	DL
93	Greg Kuhar	DL
94	Dean Lowry	DL
95	Jordan Thompson	DL
96	Hunter Niswander	P
97	Joe Gaziano	DL
98	Xavier Washington	DL
99	Ben Oxley	DL

NORTHWESTERN PLAYER OF THE GAME (CHOSEN BY NU COACHING STAFF)

Game	Offensive	Off. Big Playmaker	Off. Practice
Stanford	Justin Jackson	Christian Jones	Corey Acker
Eastern Illinois	Warren Long	Dan Vitale	James Prather
Duke	Dan Vitale	Warren Long	Jared Thomas
Ball State	Dan Vitale	Justin Jackson	TJ Green
Minnesota	Eric Olson	Clayton Thorson	Corey Acker
Michigan	n/a	Austin Carr	Charlie Fessler
Iowa	Matt Frazier	n/a	James Prather
Nebraska			
Penn State			
Purdue			
Wisconsin			
Illinois			

Game	Defensive	Def. Big Playmaker	Def. Practice
Stanford	Anthony Walker Jr.	Dean Lowry	Tom Hruby
Eastern Illinois	Deonte Gibson	Matt Harris	Parker Westphal
		Dean Lowry	
Duke	Dean Lowry	Anthony Walker	Heath Reineke
		Godwin Igwebuike	
Ball State	Deonte Gibson	Jaylen Prater	Nathan Fox
Minnesota	Nick VanHoose	Tyler Lancaster	Tom Hruby
	Dean Lowry		
Michigan	Deonte Gibson	Anthony Walker Jr.	Joe Gaziano
Iowa	Jaylen Prater	Traveon Henry	Tommy Odell
Nebraska			
Penn State			
Purdue			
Wisconsin			
Illinois			

Game	Special Teams	ST Practice Player of the Week
Stanford	Keith Watkins II	Trae Williams
Eastern Illinois	Chris Fitzpatrick	Josh Roberts
Duke	Warren Long	Cole Johnson
Ball State	Joseph Jones	Alonzo Mayo
Minnesota	Miles Shuler	Macan Wilson
Michigan	n/a	John Moten IV
Iowa	Stephen Buckley	Josh Roberts
Nebraska		
Penn State		
Purdue		
Wisconsin		
Illinois		



SPECIAL TEAMS PRACTICE PLAYER OF THE WEEK <<<

#49 - LB - JOSH ROBERTS
SOPHOMORE - WAMEGO, KANSAS - ROCK CREEK

NORTHWESTERN DEPTH CHART at NEBRASKA

FIRST TEAM

Pos.	#	Name	Height	Weight	Year
LT	72	Blake Hance	6-5	300	R-Fr.
LG	53	Geoff Mogus	6-5	305	Sr.
C	63	Ian Park	6-4	305	Jr.
RG	57	Matt Frazier	6-4	295	Sr.
RT	76	Eric Olson	6-6	295	Jr.
WR	19	Cam Dickerson	6-3	225	Sr.
WR	14	Christian Jones	6-3	235	Sr.
WR	5	Miles Shuler	5-10	180	Sr.
QB	18	Clayton Thorson	6-4	220	R-Fr.
RB	21	Justin Jackson	5-11	190	So.
SB	40	Dan Vitale	6-2	235	Sr.
LE	94	Dean Lowry	6-6	290	Sr.
DT	90	C.J. Robbins	6-5	300	Sr.
DT	67	Tyler Lancaster	6-3	300	So.
RE	13	Deonte Gibson	6-3	265	Sr.
Will	51	Jaylen Prater	6-0	230	Jr.
Mike	18	Anthony Walker	6-1	235	So.
Sam	55	Drew Smith	6-1	230	Sr.
CB	23	Nick VanHoose	6-0	190	Sr.
CB	3	Keith Watkins II	5-11	180	So.
S	16	Godwin Igwebuike	6-0	200	So.
S	2	Traveon Henry	6-1	215	Sr.

SPECIALISTS

Pos.	#	Name	Height	Weight	Year
PK	8	Jack Mitchell	6-3	210	Jr.
	38	Arthur Omilian	5-11	180	Sr.
P	96	Hunter Niswander	6-5	230	So.
	33	Matt Micucci	5-11	185	Jr.
LS	52	Chris Fitzpatrick	6-2	230	Jr.
H	2	Christian Salem	6-3	195	Jr.
KR	4	Solomon Vault	5-10	190	So.
	81	Jelani Roberts	5-8	160	Fr.
PR	5	Miles Shuler	5-10	180	Sr.
	86	Flynn Nagel	5-11	190	Fr.
KO	33	Matt Micucci	5-11	185	Jr.

SECOND TEAM

Pos.	#	Name	Height	Weight	Year
LT	53	Geoff Mogus	6-5	305	Sr.
LG	70	Shane Mertz	6-8	310	Sr.
C	59	J.B. Butler	6-3	305	R-Fr.
RG	69	Brad North	6-2	290	So.
RT	71	Tommy Doles	6-6	280	R-Fr.
WR	87	Garrett Kidd	6-2	195	Sr.
WR	80	Austin Carr	6-1	195	Jr.
WR	6	Mike McHugh	6-3	195	Jr.
QB	10	Zack Oliver	6-4	230	Sr.
OR	7	Matt Alviti	6-0	200	So.
RB	13	Warren Long	6-0	210	Jr.
SB	9	Garrett Dickerson	6-3	245	So.
LE	98	Xavier Washington	6-1	240	So.
DT	1	Max Chapman	6-3	270	Sr.
DT	95	Jordan Thompson	6-3	275	Fr.
RE	7	Ifeadi Odenigbo	6-3	250	Jr.
Will	32	Nate Hall	6-2	230	R-Fr.
Mike	53	Cameron Queiro	6-1	225	R-Fr.
Sam	42	Joseph Jones	6-1	225	Jr.
CB	24	Montre Hartage	6-0	180	Fr.
CB	17	Marcus McShepard	5-11	220	So.
S	26	Terrance Brown	6-1	210	Jr.
S	41	Jared McGee	6-1	215	R-Fr.

PRONUNCIATION GUIDE

Luke Dauch	(DOWK)
Adam DePietro	(da-PEE-tro)
Joe Gaziano	(gah-ZEE-ah-no)
Deonte Gibson	(Dee-ON-tay)
Trent Goens.....	(GO-ins)
Montre Hartage	(mon-TRAY)
Traveon Henry.....	(TRAH-vee-on)
Tom Hruby.....	(ROO-bee)
Godwin Igwebuike	(ig-weh-BYU-kay)
Greg Kuhar.....	(KOO-har)
Matt Micucci.....	(mi-KOO-chee)
Hunter Niswander	(NICE-wander)
Ifeadi Odenigbo	(if-ah-dee o-DEN-uh-bo)
Cameron/Kyle Queiro	(KAY-ro)
Jelani Roberts	(juh-lah-NEE)
Mark Szott	(ZOTT)
Dan/Tommy Vitale.....	(vy-TAL-ee)
Pierre Youngblood-Ary	(Youngblood-AIR-ee)

BIG TEN STANDINGS					
WEST DIVISION	BIG	.PCT	OVERALL	.PCT	STREAK
Iowa	3-0	1.000	7-0	1.000	W7
Wisconsin	2-1	.667	5-2	.714	W2
Illinois	1-1	.500	4-2	.667	L1
Northwestern	1-2	.333	5-2	.714	L2
Minnesota	1-2	.333	4-3	.571	L1
Nebraska	1-2	.333	3-4	.429	W1
Purdue	0-3	.000	1-6	.143	L5
EAST DIVISION	BIG	.PCT	OVERALL	.PCT	STREAK
Ohio State	3-0	1.000	7-0	1.000	W7
Michigan State	3-0	1.000	7-0	1.000	W7
Michigan	2-1	.667	5-2	.714	L1
Penn State	2-1	.667	5-2	.714	L1
Rutgers	1-2	.333	3-3	.500	W1
Maryland	0-2	.000	2-4	.333	L3
Indiana	0-3	.000	4-3	.571	L3

THIS WEEK'S SCHEDULE

Saturday, October 24

Northwestern at Nebraska	ESPN2	11 a.m.
Wisconsin at Illinois	BTN	2:30 p.m.
Penn State at Maryland	ESPN	2:30 p.m.
Indiana at #7 Michigan State	ABC/ESPN2	2:30 p.m.
#1 Ohio State at Rutgers	ABC	7 p.m.

NATIONAL RANKINGS					
ASSOCIATED PRESS (WEEK 8)			COACHES POLL (WEEK 8)		
1. Ohio State (28)	7-0	1,428	1. Ohio State (45)	7-0	1,547
2. Baylor (12)	6-0	1,416	2. Baylor (12)	6-0	1,488
3. Utah (16)	6-0	1,326	3. TCU (4)	7-0	1,417
4. TCU (3)	7-0	1,338	4. Michigan State	7-0	1,334
5. LSU (1)	6-0	1,306	5. LSU (1)	6-0	1,324
6. Clemson (1)	6-0	1,252	6. Clemson	6-0	1,271
7. Michigan State	7-0	1,202	7. Utah (1)	6-0	1,258
8. Alabama	6-1	1,133	8. Alabama	6-1	1,123
9. Florida State	6-0	1,041	9. Florida State	6-0	1,111
10. Stanford	5-1	917	10. Notre Dame	6-1	924
11. Notre Dame	6-1	898	11. Stanford	5-1	898
12. Iowa	7-0	820	12. Oklahoma State	6-0	839
13. Florida	6-1	785	13. Iowa	7-0	833
14. Oklahoma State	6-0	735	14. Florida	6-1	751
15. Michigan	5-2	614	15. Oklahoma	5-1	665
15. Texas A&M	5-1	614	16. Texas A&M	5-1	623
17. Oklahoma	5-1	565	17. Memphis	6-0	544
18. Memphis	6-0	553	17. Michigan	5-2	544
19. Toledo	6-0	345	19. California	5-1	370
20. California	5-1	336	20. Toledo	6-0	322
21. Houston	6-0	317	21. Duke	5-1	305
22. Temple	6-0	216	22. Houston	6-0	289
23. Duke	5-1	210	23. Mississippi	5-2	201
24. Mississippi	5-2	157	24. Temple	6-0	163
25. Pittsburgh	5-1	73	25. Georgia	5-2	95
Others Receiving Votes: Mississippi State 62, BYU 21, UCLA 18, North Carolina 17, Texas Tech 14, Georgia 12, Western Kentucky 11, Arizona State 10, Wisconsin 8, Boise State 8, Utah State 7,			Others Receiving Votes: Mississippi State 38, Wisconsin 37, Pittsburgh 32, North Carolina 30, UCLA 30, Texas Tech 14, BYU 9, Navy 9, Oregon 5, Illinois 5, Western Kentucky 5, Utah State 5, Washington State 5, NORTHWESTERN 4, Marshall 3, Arizona 2, Boise State 2, Bowling Green 1		
NORTHWESTERN 4					

BY THE NUMBERS			
NORTHWESTERN			

	Rank	B1G	Value
Total Offense	115	14	331.6
Rushing Offense	44	6	190.4
Passing Offense	119	14	141.1
Team Passing Efficiency	121	13	99.21
Scoring Offense	117	14	19.6
Total Defense	18	5	301.3
Rushing Defense	54	10	154.6
Passing Yards Allowed	7	3	146.7
Team Passing Efficiency Defense	4	2	93.30
Scoring Defense	12	4	16.1
Turnover Margin	64	7	0.14
3rd Down Conversion Percentage	28	3	44.6
4th Down Conversion Percentage	85	8	42.9
3rd Down Conversion Percentage Defense	18	3	29.0
4th Down Conversion Percentage Defense	47	10	42.9
Red Zone Offense	66	8	84.2
Red Zone Defense	7	2	71.4
Net Punting	72	6	37.38
Punt Returns	56	9	9.13
Kickoff Returns	18	2	25.44
First Downs Offense	84	10	125
First Downs Defense	35	4	115
Fewest Penalties Per Game	8	1	4.43
Fewest Penalty Yards Per Game	9	2	37.71
Time of Possession	55	8	30:35

NEBRASKA			
----------	--	--	--

	Rank	B1G	Value
Total Offense	32	3	451.3
Rushing Offense	38	4	195.0
Passing Offense	39	3	256.3
Team Passing Efficiency	64	6	132.17
Scoring Offense	52	5	32.4
Total Defense	100	11	432.7
Rushing Defense	7	3	91.0
Passing Yards Allowed	126	14	341.7
Team Passing Efficiency Defense	74	10	130.72
Scoring Defense	50	10	24.0
Turnover Margin	89	9	-0.29
3rd Down Conversion Percentage	60	7	40.4
4th Down Conversion Percentage	21	2	66.7
3rd Down Conversion Percentage Defense	28	5	32.1
4th Down Conversion Percentage Defense	36	5	35.7
Red Zone Offense	23	2	90.0
Red Zone Defense	7	3	91.0
Net Punting	55	4	38.16
Punt Returns	30	3	12.88
Kickoff Returns	121	14	16.43
First Downs Offense	28	4	153
First Downs Defense	91	11	143
Fewest Penalties Per Game	117	14	8.57
Fewest Penalty Yards Per Game	113	14	74.57
Time of Possession	37	6	31:32

PLAYER SPOTLIGHT



TRAVEON HENRY - CAREER HIGHS

Tackles: 14, at Iowa, 11/1/14
Solo Tackles: 8 (3x), last vs. Nebraska, 10/18/14
Assisted Tackles: 8 (2x), last at Notre Dame, 11/15/14
TFL: 2.0 (2X), last vs. Ball State, 9/26/15
Interceptions: 1 (2x), last vs. Iowa, 10/17/15
Pass Breakups: 1 (2x), last vs. Maine, 9/21/13

2

Tackles	Solo	TFL-Yds	INT
39	30	3.0-11	1



SOLOMON VAULT - CAREER HIGHS

Rushing Yards: 36, vs. Ball State, 9/26/15
Attempts: 9, vs. Eastern Illinois, 9/12/15
Rushing TDs: 2 (3x), last vs. Illinois, 11/29/14
Long Run: 21, vs. Western Illinois, 9/20/14
Receptions: 1 (6x), last vs. Minnesota, 10/3/15
Rec. Yards: 10, vs. Nebraska, 10/18/14
Long Reception: 10, vs. Nebraska, 10/18/14
Kick Return: 98, at Duke, 9/19/15

4

Carries	Yards	YPC	Long
39	148	3.8	15



MILES SHULER - CAREER HIGHS

Receptions: 6, at Minnesota, 10/11/14
Yards: 60, at Minnesota, 10/11/14
Long Reception: 22, vs. Cal, 8/30/14
Kickoff Returns: 3 (3x), last vs. Wisconsin, 10/4/14
Kickoff Return Yards: 67, vs. NIU, 9/6/14
Long Kickoff Return: 26, vs. NIU, 9/6/14
Punt Return Yards: 55, vs. Minnesota, 10/3/15
Long Punt Return: 55, vs. Minnesota, 10/3/15
Rushing Yards: 16, vs. Wisconsin, 10/4/14

5

Rec.	Yards	YPC	Long
9	88	9.8	25



IFEADI ODENIGBO - CAREER HIGHS

Tackles: 4, at Michigan, 10/10/15
Solo Tackles: 3, vs. Western Illinois, 9/20/14
Assisted Tackles: 2 (3X), last at Michigan, 10/10/15
TFL: 2.0, vs. Western Illinois, 9/20/14
Sacks: 2.0, vs. Western Illinois, 9/20/14
QB Hurries: 1 (5X), last at Michigan, 10/10/15
Forced Fumbles: 3, vs. Western Illinois, 9/20/14
Fumble Recoveries: 1 (2X), vs. Western Illinois, 9/20/14
Pass Breakups: 1, at Illinois, 11/30/13

7

Tackles	Solo	TFL-Yds	Sacks
16	10	2.5-8	2.5



DEONTE GIBSON - CAREER HIGHS

Tackles: 6, vs. Ohio State, 10/5/13
Solo Tackles: 3 (2X), last vs. Northern Illinois, 9/6/14
Assisted Tackles: 3 (3X), last vs. Eastern Illinois, 9/12/15
TFL: 2.5, at Michigan, 10/10/15
Sacks: 2.5, at Michigan, 10/10/15
QB Hurries: 2, at Notre Dame, 11/15/14
Pass Breakups: 1, at Illinois, 11/30/13
Forced Fumbles: 1, vs. Northern Illinois, 9/6/14
Fumble Recoveries: 1 (2X), at Purdue, 11/22/14

13

Tackles	Solo	Sacks	TFL-Yds
18	7	5.5	5.0-23



WARREN LONG - CAREER HIGHS

Rushing Yards: 72, vs. Eastern Illinois, 9/12/15
Rushing Attempts: 12, vs. Eastern Illinois, 9/12/15
Long Run: 55, at Duke, 9/19/15
Receptions: 2, at Notre Dame, 11/15/14
Receiving Yards: 18, at Notre Dame, 11/15/14
Long Reception: 17, at Notre Dame, 11/15/14

13

Carries	Yards	YPC	TD
37	193	5.2	2



CHRISTIAN JONES - CAREER HIGHS

Receptions: 13, vs. Illinois, 11/30/13
Receiving Yards: 182, vs. Illinois, 11/30/13
Receiving TDs: 2, vs. Illinois, 11/30/13

14

Rec.	Yards	YPC	Long
18	188	10.4	20



GODWIN IGWEBIUKÉ - CAREER HIGHS

Tackles: 9 (2x), last vs. Minnesota, 10/3/15
Solo Tackles: 8, vs. Minnesota, 10/3/15
Assisted Tackles: 5, vs. Nebraska, 10/18/14
TFL: 2.0, at Michigan, 10/10/15
Interceptions: 3, vs. Wisconsin, 10/4/14
Pass Breakups: 1 (5X), last vs. Ball State, 9/26/15

16

Tackles	Solo	PBU	FF
43	31	3	1



CLAYTON THORSON - CAREER HIGHS

Pass Attempts: 35, vs. Iowa, 10/17/15
Completions: 18, vs. Ball State, 9/26/15
Passing Yards: 256, vs. Ball State, 9/26/15
Passing TDs: 3, vs. Ball State, 9/26/15
Long Pass: 66, vs. Ball State, 9/26/15
Rushing Attempts: 11 (3x), last vs. Iowa, 10/17/15
Rushing Yards: 68, vs. Stanford, 9/5/15
Rushing TDs: 2, vs. Minnesota, 10/3/15
Long Rush: 42, vs. Stanford, 9/5/15

18

C-A-I	Yards	TD	Rushing TD
94-175-5	942	5	4



ANTHONY WALKER - CAREER HIGHS

Tackles: 19, at Duke, 9/19/15
Solo Tackles: 7 (2x), last at Duke, 9/19/15
Assisted Tackles: 12, at Duke, 9/19/15
TFL: 3, vs. Stanford, 9/5/15
Sacks: 1.5, at Purdue, 11/22/14
QB Hurries: 2, at Notre Dame, 11/15/14
Interceptions: 1 (2X), last at Notre Dame, 11/15/14
Pass Breakups: 2, vs. Stanford, 9/5/15
Fumble Recoveries: 1 (3X), last vs. Minnesota, 10/3/15
Forced Fumbles: 1, at Purdue, 11/22/14

18

Tackles	Solo	TFL-YDS	FR
54	25	9.5-22	2



JUSTIN JACKSON - CAREER HIGHS

Rushing Yards: 184, vs. Ball State, 9/26/15
Rushing Attempts: 35, at Duke, 9/19/15
Rushing TDs: 2 (2X), last vs. Illinois, 11/29/14
Long Run: 68, at Purdue, 11/22/14
Receptions: 5, vs. Iowa, 10/17/15
Receiving Yards: 50, at Minnesota, 10/11/14
Long Reception: 35, vs. Illinois, 11/29/14
Receiving TDs: 1, at Minnesota, 10/11/14

21

Carries	Yards	YPG	TD
160	691	98.7	1




NICK VANHOOSE - CAREER HIGHS

Tackles: 14 (2X), last vs. Illinois, 11/30/13
Solo Tackles: 9, at Iowa, 10/26/13
Assisted Tackles: 8, vs. Illinois, 11/30/13
TFLs: 2.0, at Iowa, 10/26/13
Interceptions: 1 (8X), last at Minnesota, 11/11/14
Pass Breakups: 3 (4X), last vs. Minnesota, 10/3/15
Fumble Recoveries: 2, vs. Nebraska, 10/20/12
Forced Fumbles: 1, vs. Minnesota, 10/19/13

23

Tackles	Solo	Assisted	PBU
17	12	5	6




MATTHEW HARRIS - CAREER HIGHS

Tackles: 10, vs. Western Illinois, 9/20/14
Solo Tackles: 7, vs. Western Illinois, 9/20/14
Assisted Tackles: 3 (3X), last vs. Western Illinois, 11/23/13
TFL: 1.0 (2X), last vs. Illinois, 11/29/14
Interceptions: 2, vs. Eastern Illinois, 9/12/15
Pass Breakups: 3 (2x), last vs. Minnesota, 10/3/15
Forced Fumbles: 1, at Notre Dame, 11/15/14
Kickoff Returns: 3 (4X), last vs. Michigan State, 11/23/13
Long Kickoff Return: 47, vs. Western Michigan, 9/14/13

27

Tackles	Solo	INT	PBU
25	14	3	7



DAN VITALE - CAREER HIGHS

Receptions: 9, at Michigan State, 11/17/12
Receiving Yards: 113, at Penn State, 9/27/14
Long Reception: 53, at Cal, 8/31/13
TD Receptions: 2, vs. Ball State, 9/26/15
Rushing Attempts: 2, at Iowa, 10/26/13
Rushing Yards: 17, at Iowa, 10/26/13
Long Run: 18, at Iowa, 10/26/13

40

Rec.	Yards	YPC	TD
18	221	12.3	2



DEAN LOWRY - CAREER HIGHS

Tackles: 6 (4X), last at Duke, 9/19/15
Solo Tackles: 5 (2X), last vs. Illinois, 11/29/14
Assisted Tackles: 4, at Duke, 9/19/15
TFL: 2, vs. Minnesota, 10/3/15
Sacks: 1.5, at Illinois, 11/30/13
Forced Fumbles: 1 (3X), last at Notre Dame, 11/15/14
Fumble Recoveries: 1 (2X), last vs. Ohio State, 10/5/13
Interceptions: 1 (3X), last at Duke, 9/19/15
Pass Breakups: 2, vs. Western Illinois, 9/20/14
QB Hurries: 2 (3X), last vs. Ball State, 9/26/15

94

Tackles	Solo	TFL-Yds	QBH
26	14	4.5-11	4

CAREER HIGHS

#36 • COREY ACKER • WR

Rushing Yards: 57, vs. Eastern Illinois, 9/12/15
Rushing Attempts: 5, vs. Eastern Illinois, 9/12/15
Long Run: 31, vs. Eastern Illinois, 9/12/15

#12 • AUSTON ANDERSON • RB

Rushing Yards: 56, vs. Eastern Illinois, 9/12/15
Rushing Attempts: 8, vs. Eastern Illinois, 9/12/15
Long Run: 22, vs. Eastern Illinois, 9/12/15

#8 • STEPHEN BUCKLEY • RB

Rushing Yards: 99, at Iowa, 10/26/13
Rushing Attempts: 17, at Iowa, 10/26/13
Rushing TDs: 1, vs. Minnesota, 10/19/13
Long Run: 33, vs. Minnesota, 10/19/13
Receptions: 1 (2X), last vs. Nebraska, 10/18/14
Receiving Yards: 19, vs. Nebraska, 10/18/14

#80 • AUSTIN CARR • WR

Receiving Yards: 61, vs. Eastern Illinois, 9/12/15
Receptions: 2 (2x), last at Michigan, 10/10/15
Long Reception: 44, vs. Eastern Illinois, 9/12/15
Touchdowns: 1 (2X), last vs. Ball State, 9/26/15

#1 • MAX CHAPMAN • DL

Tackles: 4, vs. Western Illinois, 9/20/14
Solo Tackles: 3, vs. Western Illinois, 9/20/14
Assisted Tackles: 2 (2x), last at Notre Dame, 11/15/14
TFL: 2.0 (2x), last vs. Western Illinois, 9/20/14
Sacks: 1.0 (3x), last vs. Iowa, 10/17/15
QB Hurries: 1, vs. Wisconsin, 10/4/14
Pass Breakups: 1, at Penn State, 9/27/14
Fumble Recoveries: 1, at Iowa, 11/1/14
Blocked Kicks: 1, vs. Western Illinois, 9/20/1

#19 • CAMERON DICKERSON • WR

Receptions: 6, at Notre Dame, 11/15/14
Yards: 97, at Notre Dame, 11/15/14
Long Reception: 60, at Notre Dame, 11/15/14
Receiving TDs: 1 (3X), last vs. Cal, 8/30/14

#9 • GARRETT DICKERSON • SB

Receptions: 2(2X), last at Michigan, 10/10/15
Yards: 14, at Notre Dame, 11/15/14
Long Reception: 7 (2X), last at Michigan, 10/10/15

#32 • NATE HALL • LB

Tackles: 3 (3X), last at Michigan, 10/10/15
Solo Tackles: 2 (3x), last vs. Minnesota, 10/3/15
Assisted Tackles: 1 (4x), last vs. Iowa, 10/17/15
QB Hurries: 2, vs. Minnesota, 10/3/15
TFL: 1.0, at Michigan, 10/10/15

#35 • TOM HRUBY • LB

Rushing Yards: 25, vs. Eastern Illinois, 9/12/15
Rushing Attempts: 8, vs. Eastern Illinois, 9/12/15
Long Run: 9, vs. Eastern Illinois, 9/12/15
Tackles: 2, at Michigan, 10/10/15
Assisted Tackles: 2, at Michigan, 10/10/15

#42 • JOSEPH JONES • LB

Tackles: 3, vs. Minnesota, 10/3/15
Solo Tackles: 3, vs. Minnesota, 10/3/15
Assisted Tackles: 2, at Duke, 9/19/15
TFL: 2.0, vs. Minnesota, 10/3/15
Sacks: 1.0, vs. Minnesota, 10/3/15

#93 • GREG KUHAU • DT

Tackles: 8, at Minnesota, 10/11/14
Solo Tackles: 3 (2X), last at Minnesota, 10/11/14
Assisted Tackles: 5, at Minnesota, 10/11/14
TFL: 1.0 (2X), at Minnesota, 10/11/14
QB Hurries: 1, vs. Cal, 8/30/14
Fumble Recoveries: 1, vs. Western Illinois, 9/20/14

#67 • TYLER LANCASTER • DL

Tackles: 5, vs. Ball State, 9/26/15
Solo Tackles: 3, vs. Ball State, 9/26/15
Assisted Tackles: 3, vs. Minnesota, 10/3/15
TFL: 2.0, vs. Minnesota, 10/3/15
QB Hurry: 1, vs. Eastern Illinois, 9/12/15
Sack: 0.5, vs. Minnesota, 10/3/15
Forced Fumbles: 1, vs. Minnesota, 10/3/15
Pass Breakup: 1, at Duke, 9/19/15

#41 • JARED MCGEE • S

Tackles: 4, at Michigan, 10/10/15
Solo Tackles: 2, vs. Iowa, 10/17/15
Assisted Tackles: 4, at Michigan, 10/10/15

#6 • MIKE MCHUGH • WR

Receptions: 3, vs. Eastern Illinois, 9/12/15
Receiving Yards: 43, vs. Iowa, 10/17/15
Long Reception: 34, vs. Iowa, 10/17/15

#8 • JACK MITCHELL • K

FGM: 4, vs. Notre Dame, 11/15/14
FGA: 5, vs. Notre Dame, 11/15/14
Longest FG: 49, vs. Stanford, 9/5/15

#86 • FLYNN NAGEL • WR

Receiving Yards: 24, vs. Eastern Illinois, 9/12/15
Receptions: 2, vs. Minnesota, 10/3/15
Long Reception: 24, vs. Eastern Illinois, 9/12/15
Punt Returns: 2, vs. Eastern Illinois, 9/12/15

#96 • HUNTER NISWANDER • P

Punts: 10, at Duke, 9/19/15
Longest Punt: 53, vs. Iowa, 10/17/15
Punt Average: 41.3, at Duke, 9/19/15

#10 • ZACK OLIVER • QB

Pass Attempts: 38, vs. Illinois, 11/29/14
Completions: 23, vs. Illinois, 11/29/14
Passing Yards: 221, vs. Illinois, 11/29/14
Touchdown Passes: 1 (2X), last vs. Illinois, 11/29/14
Long Pass: 54, vs. Northern Illinois, 9/6/14
Rushing Yards: 23, at Purdue, 11/22/14
Rushing Attempts: 6 (2X), last vs. Illinois, 11/29/14
Rushing Touchdowns: 1, at Purdue, 11/22/14
Long Rush: 8, at Purdue, 11/29/14
Total Offense: 219, at Illinois, 11/29/14

#99 • BEN OXLEY • DL

Tackles: 1 (3x), last vs. Iowa, 10/17/15
Assisted Tackles: 1 (3x), last vs. Iowa, 10/17/15

#51 • JAYLEN PRATER • LB

Tackles: 11, vs. Iowa, 10/17/15
Solo Tackles: 5 (2x), last vs. Iowa, 10/17/15
Assisted Tackles: 5, vs. Iowa, 10/17/15
Sacks: 1.0, vs. Iowa, 10/17/15
TFL: 1.0, vs. Iowa, 10/17/15

#53 • CAMERON QUEIRO • LB

Tackles: 1 (3X), last vs. Ball State, 9/26/15
Solo Tackles: 1 (3X), last vs. Ball State, 9/26/15
TFL: 1, vs. Eastern Illinois, 9/12/15

#21 • KYLE QUEIRO • DB

Tackles: 5, vs. NIU, 9/6/14
Solo Tackles: 4, vs. NIU, 9/6/14
Assisted Tackles: 2 (2X), last vs. Eastern Illinois, 9/12/15
Interceptions: 1, vs. Stanford, 9/5/15

#90 • C.J. ROBBINS • DT

Tackles: 3 (2X), last vs. Nebraska, 10/18/14
Solo Tackles: 1 (5X), last vs. Ball State, 9/26/15
Assisted Tackles: 3, at Minnesota, 10/11/14
TFL: 1.0, at Penn State, 9/27/14
Pass Breakups: 1 (2X), last vs. Michigan, 11/8/14
Blocked Kicks: 1, at Penn State, 9/27/14

#81 • JELANI ROBERTS • WR

Rushing Yards: 9, vs. Eastern Illinois, 9/12/15
Rushing Attempts: 5, vs. Eastern Illinois, 9/12/15
Long Run: 8, vs. Eastern Illinois, 9/12/15
Receptions: 1 (2X), at Michigan, 10/10/15
Yards: 12, at Michigan, 10/10/15
Long Reception: 12, at Michigan, 10/10/15

#55 • DREW SMITH • LB

Tackles: 9, at Duke, 9/19/15
Solo Tackles: 5, vs. Western Michigan, 9/14/13
Assisted Tackles: 5, at Duke, 9/19/15
Sacks: 1 (3X), last at Penn State, 9/27/14
TFL: 2.0, vs. Iowa, 10/17/15
QB Hurries: 2 (2X), last vs. Maine, 9/21/13
Forced Fumbles: 1, vs. Stanford, 9/5/15
Fumble Recoveries: 1, vs. Michigan, 11/8/14

#95 • JORDAN THOMPSON • DT

Tackles: 4, at Michigan, 10/10/15
Solo Tackles: 2, at Michigan, 10/10/15
Assisted Tackles: 2, at Michigan, 10/10/15

#31 • TOMMY VITALE • LB

Tackles: 1, vs. Eastern Illinois, 9/12/15
Assisted Tackles: 1, vs. Eastern Illinois, 9/12/15

#98 • XAVIER WASHINGTON • DE

Tackles: 3, vs. Wisconsin, 10/4/14
Solo Tackles: 2 (4X), last vs. Minnesota, 10/3/15
Assisted Tackles: 2, vs. Wisconsin, 10/4/14
TFL: 1.0 (3X), last vs. Minnesota, 10/3/15
Sacks: 1.0, at Penn State, 9/27/14
QB Hurries: 1 (2X), last vs. Ball State, 9/26/15
Forced Fumbles: 1, at Penn State, 9/27/14

#3 • KEITH WATKINS II • CB

Tackles: 9, vs. Iowa, 10/17/15
Solo Tackles: 8, vs. Iowa, 10/17/15
Assisted Tackles: 2, vs. Eastern Illinois, 9/12/15
TFL: 1.0, vs. Iowa, 10/17/15
Blocked Kicks: 1, vs. Western Illinois, 9/20/14
Forced Fumbles: 1, at Duke, 9/19/15
Pass Breakup: 1, at Duke, 9/19/15

NORTHWESTERN RECORD WHEN...

	2015	Fitz Career
When playing at home	4-1	37-28
When playing on road	1-1	26-23
When playing at a neutral site	-	2-4
When playing on grass	5-1	48-36
When playing on artificial surface	0-1	17-19
When scoring first	2-0	44-16
When opponent scores first	3-2	21-39
When leading after first quarter	2-0	40-14
When trailing after first quarter	2-2	15-31
When tied after first quarter	1-0	10-10
When leading at halftime	3-0	48-15
When trailing at halftime	2-2	12-32
When tied at halftime	-	5-8
When leading after three quarters	5-0	53-15
When trailing after three quarters	0-2	10-37
When tied after three quarters	-	2-3
When NU has more/equal rushing yards	5-0	48-16
When opponent has more rushing yards	0-2	18-38
When NU has more/equal passing yards	3-0	35-24
When opponent has more passing yards	2-2	31-30
When NU has more/equal total yards	4-0	46-19
When opponent has more total yards	1-2	19-38
When NU has more first downs	3-0	43-22
When opponent has more first downs	1-2	16-30
When first downs are equal	1-0	6-3
When NU forces more turnovers	4-0	38-14
When opponent forces more turnovers	1-2	13-31
When turnovers are equal	-	14-10
In games decided by three points or less	-	13-9
In games decided by seven points or less	1-0	26-18
In overtime games	-	3-5

2015 HONORARY CAPTAINS

Each home game, Pat Fitzgerald and the Wildcats are fortunate to be joined in the pursuit of a victory by an honorary captain. The honorary captain traditionally delivers a message to the team following the squad's Friday afternoon walk-through, joins the team for dinner and on Saturday walks with NU's season-long captains to midfield for the pregame coin toss. Below is a look at those individuals who have served in this role so far in 2014:

2015 Northwestern Honorary Captains

Stanford: Nick Roach, Northwestern LB (2003-06), Eight-year NFL veteran

Eastern Illinois: Blackhawks president and CEO John McDonough, Blackhawks executive vice president Jay Blunk and Blackhawks chairman Rocky Wirtz (Northwestern Alumni, 1975)

Duke: Steve Schnur, Northwestern QB (1993-96)

Minnesota: Tonjua Jones, Northwestern WR (2003-07)

Iowa: Gary Barnett, Northwestern Head Coach (1992-98)



STARTING LINEUPS

OFFENSE

Opponent	WR	WR	LT	LG	C	RG	RT	WR	QB	SB	RB
STANFORD	Shuler	Jones, C.	Mogus	Park	North	Mertz	Olson	Scanlan	Thorson	Vitale, D.	Jackson
E. ILLINOIS	McHugh	Jones, C.	Mogus	Mahoney	Park	Mertz	DePietro	Carr	Thorson	Vitale, D.	Jackson
at Duke	Shuler	Jones, C.	Mogus	Mahoney	Park	Mertz	Olson	Carr	Thorson	Vitale, D.	Jackson
BALL STATE	Shuler	Jones, C.	Mogus	Mahoney	Park	Mertz	Olson	Carr	Thorson	Vitale, D.	Jackson
MINNESOTA	Shuler	Jones, C.	Hance	Frazier	Park	Mertz	Olson	Carr	Thorson	Vitale, D.	Jackson
at Michigan	Shuler	Jones, C.	Mogus	Frazier	Park	Mertz	Olson	McHugh	Thorson	Vitale, D.	Jackson
IOWA	Shuler	Jones, C.	Hance	Mogus	Park	Frazier	Olson	McHugh	Thorson	Vitale, D.	Jackson
at Nebraska											
PENN STATE											
PURDUE											
at Wisconsin											
at Illinois											

DEFENSE

Opponent	DE	DT	DT	DE	OLB	MLB	OLB	CB	S	S	CB
STANFORD	Gibson	Lancaster	Robbins	Lowry	Prater	Walker	Smith	VanHoose	Igwebuike	Henry	Harris
E. ILLINOIS	Gibson	Lancaster	Robbins	Lowry	Prater	Walker	Smith	VanHoose	Igwebuike	Henry	Harris
at Duke	Gibson	Lancaster	Robbins	Lowry	Prater	Walker	Smith	VanHoose	Igwebuike	Henry	Harris
BALL STATE	Gibson	Lancaster	Robbins	Lowry	Prater	Walker	Smith	VanHoose	Igwebuike	Henry	Harris
MINNESOTA	Gibson	Lancaster	Robbins	Lowry	Prater	Walker	Smith	VanHoose	Igwebuike	Henry	Harris
at Michigan	Gibson	Lancaster	Robbins	Lowry	Prater	Walker	Smith	VanHoose	Igwebuike	Henry	Harris
IOWA	Gibson	Lancaster	Robbins	Lowry	Prater	Walker	Smith	VanHoose	Igwebuike	Henry	Watkins II
at Nebraska											
PENN STATE											
PURDUE											
at Wisconsin											
at Illinois											

EYE ON THE RECORD BOOKS

CAREER RUSHING

1. Damien Anderson (1998-2001)	4,485
2. Tyrell Sutton (2005-08)	3,886
3. Darnell Autry (1994-96)	3,793
4. Bob Christian (1987-90)	2,643
5. Jason Wright (2000-03)	2,625
6. Noah Herron (2001-04)	2,524
7. Greg Boykin (1972-76)	2,465
8. Kain Colter (2010-13)	2,180
9. Mike Adamle (1968-70)	2,015
10. Stanley Davenport (1984-87)	1,946

ACTIVE LEADER

Justin Jackson (2014-) 1,878

CAREER RUSHING TOUCHDOWNS

1. Damien Anderson (1998-2001)	38
2. Darnell Autry (1994-96)	35
3. Jason Wright (2000-03)	32
4. Tyrell Sutton (2005-08)	31
5. Kain Colter (2010-13)	28
6. Noah Herron (2001-04)	26
7. Zak Kustok (1999-2001)	22
8. Ron Burton (1957-59)	21
9. Bob Christian (1987-90)	20
10. Brett Basanez (2002-05)	18
Greg Boykin (1973-76)	18

ACTIVE LEADER

Justin Jackson (2014-) 11

CAREER RECEIVING TOUCHDOWNS

1. D'Wayne Bates (1995-98)	26
2. Richard Buchanan (1987-90)	22
3. Jeremy Ebert (2008-11)	21
4. Sam Simmons (1998-2001)	14
Drake Dunsmore (2007-11)	14
6. Lee Gissendaner (1990-93)	13
Joe Collier (1951-53)	13
Ross Lane (2005-06)	13
9. Eric Peterman (2005-08)	12
10. Brian Musso (1994-97)	11
Steve Craig (1971-73)	11
Teddy Johnson (1997-2000)	11

ACTIVE LEADER

Dan Vitale (2012-) 9

CAREER RECEPTION LEADERS

1. D'Wayne Bates (1995-98)	210
2. Richard Buchanan (1987-90)	197
3. Jeremy Ebert (2008-11)	173
4. Kunle Patrick (2000-03)	171
5. Shaun Herbert (2003-06)	168
6. Ross Lane (2005-08)	163
Mark Philmore (2002-05)	163
8. Eric Peterman (2005-08)	160
9. Lee Gissendaner (1990-93)	156
10. Tyrell Sutton (2005-08)	149

ACTIVE LEADERS

Christian Jones (2011-) 123

Dan Vitale (2012-) 120

CAREER SACKS

	Total
1. Casey Dailey (1994-97)	28.0
2. Steve Shine (1990-93)	21.0
3. Corey Wootton (2006-09)	19.5
4. Vince Browne (2008-11)	19.0
5. Dwayne Missouri (1997-2000)	17.0
6. Tyler Scott (2010-12)	16.0
7. Matt Rice (1993-96)	12.0
8. Loren Howard (2002-04)	11.0
J. Cunningham (1989-92)	11.0
Ifeadi Odenigbo (2011-)	11.0
Deonte Gibson (2012-)	11.0
11. Dean Lowry (2012-)	10.0
2 players	10.0

CAREER PASS BREAKUPS

1. Harold Blackmon (1997-2000)	48
2. Marvin Ward (2001-04)	40
3. Nick VanHoose (2011-)	31
4. Sherrick McManis (2006-09)	30
5. Raheem Covington (1998-2002)	24
Jordan Mabin (2008-11)	24
Ibraheim Campbell (2011-14)	24
8. Rodney Ray (1991-95)	23
9. Brett Whitley (1984-87)	22
10. Pete Shaw (1972-76)	21

... **Matthew Harris (2013-) 19**

Dean Lowry (2012-) 15

CAREER STARTS

	2015	Career
Dan Vitale, Superback	7	41
Nick VanHoose, Cornerback	7	39
Christian Jones, Wide Receiver	7	36
Geoff Mogus, Offensive Lineman	6	29
Dean Lowry, Defensive End	7	28
Traveon Henry, Safety	7	27
Matthew Harris, Cornerback	6	23
Matt Frazier, Offensive Lineman	3	19
Deonte Gibson, Defensive End	7	18
Ian Park, Offensive Lineman	7	15
C.J. Robbins, Defensive Tackle	7	15
Eric Olson, Offensive Lineman	6	15
Drew Smith, Linebacker	7	14
Anthony Walker, Linebacker	7	14
Miles Shuler, Wide Receiver	6	13
Godwin Igwebuike, Safety	7	12
Justin Jackson, Running Back	7	12
Max Chapman, Defensive Tackle	0	9
Greg Kuhar, Defensive Tackle	0	8
Cameron Dickerson, Wide Receiver	0	7
Clayton Thorson, Quarterback	7	7
Jaylen Prater, Linebacker	7	7
Tyler Lancaster, Defensive Tackle	7	7
Shane Mertz, Offensive Lineman	6	6
Austin Carr, Wide Receiver	4	4
Mike McHugh, Wide Receiver	3	4
Blake Hance, Offensive Lineman	2	2
Adam DePietro, Offensive Lineman	1	3
Connor Mahoney, Offensive Lineman	3	3
Keith Watkins II, Cornerback	1	1
Garrett Dickerson, Superback	0	1
Marcus McShepard, Cornerback	0	1
Zack Oliver, Quarterback	0	1
Kyle Queiro, Defensive Back	0	1

THE LAST TIME...

Scored 60+ Points	NU 61, Illinois 23 (11-18-00)
Scored 50-59 Points.....	NU 50, Illinois 14 (11-24-12)
Scored 40-49 Points	NU 41, Eastern Illinois 0 (9-12-15)
Rushed for 200-299 yards	290 vs. Ball State (9-26-15)
Rushed for 300-399 yards	344 vs. Eastern Illinois (9-12-15)
Rushed for 400+ yards	444 at Illinois (11-22-03)
Passed for 400+ yards.....	532 vs. Auburn (1-1-10)
Had 500-599 yards of total offense.....	546 vs. Ball State (9-26-15)
Had 600+ yards of total offense.....	704 vs. Indiana (9-29-12)
Won a game on final play (regulation)	vs. Michigan State, 47-yd FG (9-29-01)
Record a safety	vs. Illinois (11-24-12)
Record a shutout	NU 27, Minnesota 0 (10-3-15)
Played No. 1-ranked team.....	#1 Ohio State 54, NU 10 (11-11-06)
Beat No. 1-ranked team	NU 12, #1 Miami (Fla.) (9-23-67)
Beat a Top-10 team	NU 28, #9 Nebraska 25 (11-5-11)
Beat a ranked team	NU 16, #21 Stanford 6 (9-5-15)
Beat two ranked teams in a row	NU 47, #7 Wisconsin 44 (9-23-00)
	NU 37, #18 Michigan State 17 (9-30-00)
Ranked by AP (media).....	No. 20 (10-11-15)
Ranked by USA Today (coaches).....	No. 21 (10-11-15)
Ranked in BCS Standings	No. 20 (12-2-12)
Ranked No. 1 by AP	1962
Sellout at home.....	47,330, vs. Nebraska (10-18-14)
Had consecutive sellouts.....	2 games
	vs. Iowa (11-13-10)
	vs. Illinois (11-20-10) *at Wrigley Field

INDIVIDUALS

Returned kickoff for a TD.....	Solomon Vault (98) at Duke (9-19-15)
Returned punt for a TD	Tony Jones (64) at Purdue (11-22-14)
Returned INT for a TD	Matthew Harris (71) vs. Eastern Illinois (9-12-15)
Returned fumble for TD	Anthony Walker (13) vs. Minnesota (10-3-15)
Blocked an extra point	Dean Lowry vs. Ball State (9-26-15)
Blocked a FG attempt	Nick VanHoose vs. Michigan (11-8-14)
Blocked a punt	Keith Watkins II vs. Western Illinois (9-20-14)
Rushed for 3 or more TDs	Trevor Siemian (3) at Penn State (9-27-14)
Rushed for 100 yards	Justin Jackson (120) vs. Minnesota (10-3-15)
Two players rushed for 100 yards	Treyvon Green (149) vs. Western Michigan (9-14-13)
	Kain Colter (106) vs. Western Michigan (9-14-13)
Rushed for 200 yards	Mike Kafka (217) at Minnesota (11-1-08)
Completed 20-29 passes	Zack Oliver (23) vs. Illinois (11-29-14)
Completed 30+ passes	Trevor Siemian (30) at Notre Dame (11-15-14)
Passed for 3+ TDs	Clayton Thorson (3) vs. Ball State (9-26-15)
Passed for 300-399 yards.....	Trevor Siemian (308) vs. Indiana (9-29-12)
Passed for 400-499 yards.....	Trevor Siemian (414) at Illinois (11-30-13)
Passed for 500+ yards.....	Mike Kafka (532) vs. Auburn (1-1-10)
Scored 3 TDs in a game.....	Trevor Siemian (3 rushing) at Penn State (9-27-14)
Scored 4+ TDs in a game.....	Kain Colter (4 rushing) vs. Indiana (9-29-12)
2-point conversion	Tony Jones pass from Zack Oliver vs. Illinois (11-29-14)
	Cameron Dickerson pass from Zack Oliver vs. Illinois (11-29-14)
Caught 10+ passes.....	Kyle Prater (10) at Notre Dame (11-15-14)
100-199 yards receiving	Dan Vitale (108) vs. Ball State (9-26-15)
200+ yards receiving	Jeremy Ebert (208) vs. Rice (11-12-11)
Two players 100 receiving yards.....	Christian Jones (182) at Illinois (11-30-13)
	Rashad Lawrence (112) at Illinois (11-30-13)
Scored 3+ TDs receiving.....	Drake Dunsmore (4) at Indiana (10-29-11)
Kicked 3 FGs in one game	Jack Mitchell (3) vs. #21 Stanford (9-5-15)
Kicked 4 FGs in one game.....	Jack Mitchell (4) at Notre Dame (11-15-14)
Kicked 5 FGs in one game	Jeff Budzien (5) vs. Boston College (9-5-12)
Kicked a 50-yard FG.....	David Wasielewski (51) at Air Force (8-31-02)
Kicked a 70-79 yard punt	Brandon Williams (77) vs. Minnesota (11-19-11)
Kicked an 80-89-yard punt	Merlin Norenberg (80) vs. Minnesota (10-12-63)
Intercepted 2 passes.....	Matthew Harris (2) vs. Eastern Illinois (9-12-15)
Intercepted 3 passes.....	Godwin Igwebuike (3) vs. Wisconsin (10-14-14)
Recovered two fumbles	Jimmy Hall (2) at Notre Dame (11-15-14)
Recorded 100+ kickoff return yards	Venric Mark (141) vs. Texas A&M (12-31-11)
Recorded 20+ tackles	Tim McGarigle (21, 11-10) vs. Michigan (10-29-05)

N

Wisconsin 70, NU 23 (11-27-10)
 Ohio State 58, NU 7 (9-22-07)
 Iowa 40, NU 10 (10-17-15)
 Iowa - 294 (10-17-15)
 Indiana - 319 (10-29-11)
 Illinois - 519 (11-20-10)
 California - 455 (8-31-13)
 Wisconsin - 527 (10-12-13)
 Arizona State - 773 (9-17-05)
 Nebraska, 49-yard pass (11-2-13)

Michigan State (11-17-12)
 #18 Michigan 38, #13 NU 0 (10-10-15)
 Wisconsin 37, #1 NU 6 (11-10-62)
 Wisconsin 37, #1 NU 6 (11-10-62)

OPPONENTS

Jehu Chesson (96), Michigan (10-10-15)
 Ben Niemann (1), Iowa (11-1-14)
 Jourdan Lewis (37), Michigan (10-10-15)
 Austin Collinsworth (32), Notre Dame (11-15-14)
 J.J. Watt, Wisconsin (11-27-10)
 Mike McGlinchey, Notre Dame (11-15-14)
 Ben Niemann, Iowa (11-1-14)
 Akrum Wadley (4), Iowa (10-17-15)
 Reilly O'Toole (147), Illinois (11-29-14)
 Melvin Gordon (172), Wisconsin (10-12-13)
 James White (101), Wisconsin (10-12-13)
 Akrum Wadley (204), Iowa (10-17-15)
 Austin Appleby (26), Purdue (11-22-14)
 Nathan Scheelhaase (31), Illinois (11-30-13)
 Reilly O'Toole (3), Illinois (11-29-14)
 Nathan Scheelhaase (307), Illinois (11-30-13)
 Jared Goff (445), California (8-31-13)
 -
 William Fuller (3c), Notre Dame (11-15-14)
 Akrum Wadley (4r), Iowa (10-17-15)
 Devin Gardner rush (30T), Michigan (11-16-13)

Lance Lenoir (11), Western Illinois (9-20-14)
 Jordan Williams (133), Ball State (9-26-15)
 A.J. Jenkins (268), Illinois (10-1-11)
 Jeff Fuller (119), Texas A&M (12-31-11)
 Ryan Swope (105), Texas A&M (12-31-11)
 William Fuller (3), Notre Dame (11-15-14)
 Ryan Lichtenstein (3), Syracuse (9-19-09)
 Brendan Gibbons (4), Michigan (11-16-13)

Taylor Zalewski (51), Illinois (11-30-13)
 Ryan Donahue (73), Iowa (11-13-10)

Darvin Adams (2), Auburn (1-1-10)
 T'Sharvan Bell (2), Auburn (1-1-10)
 Mike Rose (3), Purdue (9-27-97)
 Marc Jackson (2), Illinois (11-23-02)
 Amir Carlisle (122), Notre Dame (11-15-14)
 J Leman (22, 11-11), Illinois (11-18-06)

GAME ONE: STANFORD



SEP. 5, 2015

RYAN FIELD

ATTENDANCE: 36,024

#21 STANFORD
NORTHWESTERN

6
16

Northwestern won its season-opener for the ninth time in the last 10 years with the defense leading the way as the Wildcats defeated No. 21 Stanford 16-6 Saturday afternoon at Ryan Field.

Sophomore linebacker Anthony Walker's career-high 10 tackles -- three of which went for a loss -- helped Northwestern limit Stanford to 240 total yards, and safety Kyle Queiro's fourth quarter interception in the end zone sealed the win.

On the offensive side, redshirt freshman quarterback Clayton Thorson scored the game's only touchdown on a 42-yard run, while sophomore back Justin Jackson broke the 100-yard mark for the seventh time in his career. The Wildcats converted on 12 third downs, and kicker Jack Mitchell hit on three of his four field goal attempts -- including a career-long 49-yarder.

Jackson, picking up where he left off after recording the second 1,000-yard rushing season by a Northwestern freshman, broke off runs of 16 and 19 yards -- both on third down. Thorson showed impressive poise in the pocket, connecting with senior receiver Christian Jones on a key 11-

yard third down gain. Northwestern eventually leveled the score behind Mitchell's 31-yard field goal.

Thorson gave the 'Cats the lead in the second quarter when he found a huge hole to his left and burst through, outrunning the Stanford defense for a 42-yard touchdown to put the 'Cats up 10-3. NU would take the seven-point advantage into the halftime intermission.

Neither team threatened to score until Northwestern's fourth drive of the half. The Wildcats started on their own 37-yard line and steadily picked away at Stanford's D as they made their way down the field. Thorson once again completed a third-down pass, this time to Jackson on 3rd-and-4, for the Wildcats' 10th conversion on 18 third-down tries. Then, from the Stanford 26-yard line, Jackson found an opening and broke free for a 21-yard pickup. Mitchell converted a chip-shot 19-yard field goal, extending Northwestern's lead to 13-3.

Stanford responded by marching 55 yards to Northwestern's 20-yard line, but the 'Cats again held their ground and forced the Cardinal's second field goal of the day as Ukropina hit on a 37-yard with 7:26 remaining to make it a seven-point game.

Northwestern got the ball back with 7:16 remaining and Thorson continued his third-down success with a 25-yard completion to Miles Shuler just inside the Northwestern sideline. Northwestern was forced to bring Mitchell out for a 49-yard field goal attempt. From three yards farther out than his previous career-long at Notre Dame, Mitchell converted to put Northwestern back up by 10 with 3:38 to go.

Stanford began its final drive at its own 28-yard line and brought the ball all the way to Northwestern's five-yard line, but Hogan tried to force a pass into the end zone, and Queiro jumped in front of the Stanford receiver for the game-clinching interception.

SCORING SUMMARY

#21 STANFORD	3	0	0	3	—	6
NORTHWESTERN	3	7	0	6	—	16
First Quarter: 8:33 STAN — Ukropina 29 FG; 00:52 NU — Mitchell 31 FG						
Second Quarter: 6:18 NU — Thorson 42 run (Mitchell kick)						
Third Quarter: n/a						
Fourth Quarter: 12:21 NU — Mitchell 19 FG; 7:26 STAN — Ukropina 37 FG; 3:38 NU — Mitchell 49 FG						

GAME STATISTICS

STANFORD	NU
17..... First Downs	17
27..... Rushing Attempts	54
104..... Yards Gained Rushing	255
19..... Yards Lost Rushing	30
85..... Net Yards Rushing	225
155..... Net Yards Passing	105
35..... Passes Attempted	25
20..... Passes Completed	12
1..... Had Intercepted	0
62..... Total Offensive Plays	79
240..... Total Net Yards	330
2-1..... Fumbles-Lost	2-0
5-25..... Penalties-Yards	5-57
0-0-0..... Interceptions-Yards-TD	1-17-0
7-322..... Punts-Yards	5-194
46.0..... Avg. Yard/Punt	38.8
1-8-0..... Punt Return-Yards-TD	1-7-0
4-90-0..... Kickoff Return-Yards-TD	1-19-0
28:08..... Possession Time	31:52
3/15..... Third-Down Conversions	12/22
0-0..... Sacks By-Yards	3-11

RUSHING:

STAN—McCaffrey 12-66-0
NU—Jackson 28-134-0

INDIVIDUAL LEADERS

PASSING:

STAN—Hogan 20-35-155-1
NU—Thorson 12-24-105-0

RECEIVING:

STAN—Hooper 5-45-0
NU—Jones 5-52-0

GAMEDAY PHOTOS



GAME TWO: EASTERN ILLINOIS



SEP. 12, 2015

RYAN FIELD

ATTENDANCE: 29,131

EASTERN ILLINOIS
NORTHWESTERN

0
41

EVANSTON, ILL. – Northwestern rushed for 344 yards and the defense kept the opposition from reaching the end zone for the second straight game as the Wildcats rolled to a 41-0 win over Eastern Illinois Saturday afternoon at Ryan Field.

Justin Jackson ran for 78 yards and Warren Long added a career-high 72 to lead a balanced Northwestern attack. Jackson and Long each scored touchdowns with Long crossing the goal line for the first time in his collegiate career.

Clayton Thorson accounted for 152 yards through the air on 11-of-16 passing and threw his first career touchdown pass in the third quarter – a 44-yard connection with Austin Carr, a former walk-on who was rewarded with a scholarship earlier this week. The touchdown was also Carr's first career TD catch. Thorson, making his second career start, also rushed for an eight-yard touchdown as time wound down in the first half.

On Heroes Day, 33-year-old former Navy SEAL Tom Hruby got some action in the backfield on the final drive of the game. The linebacker-turned-running back rushed eight times for 25 yards on the drive, picking up a first down in the process and bringing the Ryan Field crowd to its feet.

The Wildcats got the scoring started in the first quarter with a 22-yard field goal by Jack Mitchell. With time winding down in the first quarter, Jackson finished off an 11-yard touchdown run to push the advantage to 10-0 after the opening stanza.

Another field goal by Mitchell – this time from 33 yards – made it 13-0 prior to Long taking an eight-yard run to the house as he spun his way to the end zone. An interception by Matthew Harris gave NU one more opportunity to put points on the board in the first half and Thorson weaved his way through the EIU defense with only 13 seconds remaining to make it 27-0 at the break.

The Wildcats would tack on two final touchdowns in the third quarter. Thorson connected with Carr with 9:18 remaining in the period before Harris picked off his second pass of the day and returned it 71 yards for the score.

The Northwestern defense was again a force to be reckoned with, posting a shutout for the first time since Sept. 1, 2007 when the Wildcats beat Northeastern 27-0. After allowing only 240 yards of total offense to Stanford, the stingy Wildcats gave up just 138 yards to Eastern Illinois.

Anthony Walker, the reigning Big Ten Defensive Player of the Week, led the way with seven tackles, including two solo tackles for loss. It was an all-around effort for the Wildcat defense with 22 players registering tackles.

The 41-point victory was the largest by a Northwestern squad since Oct. 10, 1970. Chicago's Big Ten Team beat Illinois that day by a score of 48-0.

SCORING SUMMARY

EASTERN ILLINOIS	0	0	0	0	—	0
NORTHWESTERN	10	17	14	0	—	41
First Quarter: 9:41 NU — Mitchell 22 FG; 1:40 NU — Jackson 11 run (Mitchell kick)						
Second Quarter: 12:09 NU — Mitchell 33 FG; 6:12 — Long 8 run (Mitchell kick); 00:13 NU — Thorson 8 run (Mitchell kick)						
Third Quarter: 9:18 — Carr 44 reception (Mitchell kick); 1:08 NU — Harris 71 INT return (Mitchell kick)						
Fourth Quarter: n/a						

GAME STATISTICS

EIU	NU
8.....	First Downs.....28
29.....	Rushing Attempts.....69
104.....	Yards Gained Rushing.....355
34.....	Yards Lost Rushing.....11
68.....	Net Yards Rushing.....344
68.....	Net Yards Passing.....155
20.....	Passes Attempted.....16
10.....	Passes Completed.....11
2.....	Had Intercepted.....0
49.....	Total Offensive Plays.....85
138.....	Total Net Yards.....496
0-0.....	Fumbles-Lost.....2-1
3-17.....	Penalties-Yards.....3-26
0-0-0.....	Interceptions-Yards-TD.....2-94-1
7-264.....	Punts-Yards.....2-73
37.7.....	Avg. Yard/Punt.....36.5
0-0-0.....	Punt Return-Yards-TD.....2--2-0
7-128-0.....	Kickoff Return-Yards-TD.....1-24-0
22:55.....	Possession Time.....37:05
0/11.....	Third-Down Conversions.....10/17
1-1.....	Sacks By-Yards.....3-23

RUSHING:

EIU—Church 11-63-0
NU—Jackson 22-78-1

INDIVIDUAL LEADERS

PASSING:

EIU—Hogan 10-19-1/68/0
NU—Thorson 11-16-0/152/1

RECEIVING:

EIU—Nelson 3-36-0
NU—Vitale 4-40-0

GAMEDAY PHOTOS



GAME THREE: DUKE



SEP. 19, 2015

WALLACE WADE STADIUM

ATTENDANCE: 24,127

#23 NORTHWESTERN
DUKE

19
10

DURHAM, N.C. — Sophomore Solomon Vault provided the spark No. 23 Northwestern needed with a second half kickoff return for a touchdown and classmate Anthony Walker finished with a career-high 19 tackles in a Wildcats defensive showcase at Duke en route to a 19-10 win at Wallace Wade Stadium Saturday afternoon.

After a first half in which the Wildcats garnered 57 yards of offense and scored just three points, Vault took the opening kick of the second 98 yards to give the Wildcats a lead it would never relinquish.

The Wildcats' defense gave up just 72 yards of offense in the first quarter, but redshirt freshman Clayton Thorson's first interception of the season set up Duke with friendly field position early in the quarter.

Thomas Sirk scored five plays later on a five-yard scramble to put the Blue Devils in front, 7-0.

Northwestern struggled to get anything going offensively in the first half, mustering just 57 yards of total offense. The defense was able to limit the Blue Devils to the lone touchdown however thanks in large part to two huge

second-quarter turnovers.

The Blue Devils drove down to the Wildcats' 10-yard line midway through the second when senior defensive end Dean Lowry tipped a pass and came away with an interception. After a three-and-out and punt by the Wildcats, sophomore Godwin Igwebuie stripped Shaun Wilson to give Chicago's Big Ten Team the ball at the Duke 40-yard line.

Thorson found sophomore Justin Jackson out of the backfield on first down for a gain of 21 yards into the red zone, leading to the Wildcats getting a 37-yard field goal from junior Jack Mitchell to make the halftime deficit just 7-3.

Walker finished that first half with an incredible total of 14 tackles.

Lightning struck immediately out of the locker room when Vault sprinted 98 yards for a #BIGCats touchdown on the opening kick of the second half, his second-career return for a TD after having an 89-yarder against Illinois last year. The extra point was blocked, however, making NU's lead 9-7.

Mitchell added a 44-yard field goal with 9:46 left in the third to extend the lead to 12-7, but Duke answered shortly into fourth to cut the NU edge to three, 12-10.

On the ensuing drive, Northwestern drove to its own 45, then Warren Long burst through on third-and-short for a 55 yard sprint to the endzone, putting the #BIGCats up 19-10.

From there, the defense stood tall time and again with one more special teams contribution. Late in the fourth quarter, Hunter Niswander booted a punt to near midfield, where it was fumbled and pounced on by Long. After the recovery, Northwestern was able to milk the clock in one final drive in which Jackson went over the 100 yard mark on the ground. He finished with 120 yards on 35 carries.

SCORING SUMMARY

#23 NORTHWESTERN	0	3	9	7	—	19
DUKE	7	0	0	3	—	10

First Quarter: 9:17 Duke—Sirk 5 run (Martin kick)

Second Quarter: 1:27 NU—Mitchell 37 FG

Third Quarter: 14:46 NU—Vault 98 Kick Return (Mitchell blocked); 9:46 NU—Mitchell 44 FG

Fourth Quarter: 14:25 Duke—Martin 38 FG; 12:31 NU—Long 55 run (Mitchell kick)

GAME STATISTICS

DUKE		DUKE
NU		
15	First Downs	16
54	Rushing Attempts	35
243	Yards Gained Rushing	179
42	Yards Lost Rushing	2
201	Net Yards Rushing	177
70	Net Yards Passing	150
23	Passes Attempted	39
9	Passes Completed	24
2	Had Intercepted	1
77	Total Offensive Plays	74
271	Total Net Yards	327
1-0	Fumbles-Lost	3-2
2-10	Penalties-Yards	4-39
1-18-0	Interceptions-Yards-TD	2-24-0
10-413	Punts-Yards	11-605
41.3	Avg. Yard/Punt	55.0
2-12-0	Punt Return-Yards-TD	4-0-0
2-118-1	Kickoff Return-Yards-TD	5-79-0
32:10	Possession Time	27:50
6-20	Third-Down Conversions	3-17
0-0	Sacks By-Yards	1-13

RUSHING:

NU—Jackson 35-120-0
DUKE—Powell 9-71-0

INDIVIDUAL LEADERS

PASSING:

NU—Thorson 9-23-2/70/0
DUKE—Sirk 24-39-1/150/0

RECEIVING:

NU—Vitale, D. 2-26-0
DUKE—Powell 7-39-0

GAMEDAY PHOTOS



GAME FOUR: BALL STATE



SEP. 26, 2015

RYAN FIELD

ATTENDANCE: 30,107

BALL STATE
#17 NORTHWESTERN

19
24

EVANSTON, ILL. — Redshirt freshman quarterback Clayton Thorson had the best game of his young career, throwing for a career-high 256 yards and three touchdowns as No. 17/19 Northwestern outlasted Ball State 24-19 Saturday evening at Ryan Field.

The victory allowed the Wildcats to conclude nonconference play with a perfect 4-0 record heading into next weekend's Big Ten opener against Minnesota.

Thorson became the first Northwestern player to throw for three touchdowns in a game since Trevor Siemian tossed four touchdowns against Illinois in 2013. The win takes Northwestern's September record to 20-2 since 2010.

In a first half where both defenses shone, Northwestern's defense showed a bend-but-not-break resiliency. Despite conceding 221 yards, Northwestern kept Ball State out of the end zone for the majority of the first half. Three Cardinal red zone attempts culminated in just a solitary field goal, including a 67 yard Ball State drive to end the first quarter being thwarted by a fumble recovery by senior safety Traevon Henry on the 4-yard line to open the second quarter.

The Wildcat offense looked most likely to strike through the air in the first half, and did when Thorson found senior superback Dan Vitale for a 66-yard strike and a 7-3 lead with 6:20 left in the half. It was a career long completion and

reception for Thorson and Vitale, respectively.

While Ball State reclaimed the lead just before the end of the second quarter thanks to a Northwestern turnover, for the second consecutive game the Wildcats took the lead on their first possession of the second half. The Wildcats tore down the field for 80 yards in eight plays, capped off by a 21-yard pass from Thorson to Vitale for the second time on the evening.

The Northwestern floodgates were busted open, as they racked up 10 points and 151 yards with their next two drives. Junior Austin Carr caught his second career touchdown reception on a 25-yard pass to make it 21-10, and sophomore running back Justin Jackson broke off a 62-yard run to start the ensuing drive, setting up a 21-yard field goal from junior Jack Mitchell.

Ball State got back into the game when Riley Neal hooked up with Jordan Williams for a 29-yard touchdown pass with 2:06 remaining. However, Dean Lowry blocked the ensuing extra point as the Cardinals could only close to within eight.

The NU offense took charge of the third quarter, piling up 259 yards, when Jackson ran for 90 of his career-high 184 yards. The effort marked Jackson's second consecutive and ninth career 100-yard performance, and the Wildcats' 546 yards on the night set a new season high.

The visitors got back into the red zone midway through the fourth quarter, but were forced to settle for a 36-yard field goal by Morgan Hagee that make it a five-point game with 4:34 remaining.

The Wildcats were able to virtually run out the clock down the stretch, though, as Jackson rushed for two first downs and Solomon Vault ran for another as NU held on for the victory.

Northwestern's defense reclaimed center stage with another stalwart performance to close the game out. Junior cornerback Matthew Harris recorded a career high three pass breakups and Henry's team-leading seven tackles was one tackle shy of tying his career high.

SCORING SUMMARY

BALL STATE	3	7	6	3	—	19
#17 NORTHWESTERN	0	7	17	0	—	24

First Quarter: 9:06 BSU — Hagee 30 FG

Second Quarter: 6:20 NU — Vitale, D. 66 Reception (Mitchell Kick); 0:56 BSU — Williams 22 Reception (Hagee Kick)

Third Quarter: 12:05 NU — Vitale, D. 21 Reception (Mitchell Kick); 8:01 NU — Carr 25 Reception (Mitchell Kick); 4:51 NU - Mitchell 21 FG; 2:06 BSU — Williams 29 Reception

Fourth Quarter: 4:34 BSU — Hagee 36 FG

GAME STATISTICS

BSU	NU
18.....	First Downs.....23
34.....	Rushing Attempts.....57
188.....	Yards Gained Rushing.....308
7.....	Yards Lost Rushing.....18
181.....	Net Yards Rushing.....290
178.....	Net Yards Passing.....256
35.....	Passes Attempted.....31
14.....	Passes Completed.....18
0.....	Had Intercepted.....1
69.....	Total Offensive Plays.....88
359.....	Total Net Yards.....546
3-1.....	Fumbles-Lost.....3-2
2-10.....	Penalties-Yards.....8-57
1-0-0.....	Interceptions-Yards-TD.....0-0-0
7-300.....	Punts-Yards.....5-175
42.9.....	Avg. Yard/Punt.....35.0
0-0-0.....	Punt Return-Yards-TD.....0-0-0
2-46-0.....	Kickoff Return-Yards-TD.....3-60-0
26:35.....	Possession Time.....33:25
5/16.....	Third-Down Conversions.....13/22
1-7.....	Sacks By-Yards.....0-0

INDIVIDUAL LEADERS

RUSHING:

BSU—Neal 16-74-0
NU—Jackson 33-184-0

PASSING:

BSU—Neal 14-35-0/178/2
NU—Thorson 18-31-1/256/3


RECEIVING:

BSU—Williams 8-133-2
NU—Vitale 5-108-2

GAMEDAY PHOTOS



GAME FIVE: MINNESOTA



OCT. 3, 2015

RYAN FIELD

ATTENDANCE: 30,044

MINNESOTA
#16 NORTHWESTERN

0
27

EVANSTON, ILL. — Justin Jackson racked up 121 rushing yards, freshman quarterback Clayton Thorson scored a pair of touchdowns on the ground and No. 16 Northwestern opened Big Ten play by holding visiting Minnesota to 173 yards of offense on the way to a 27-0 win on Saturday afternoon at Ryan Field.

Sophomore safety Godwin Igwebuike matched a career high with nine tackles, cornerback Matthew Harris recorded his third interception of the year and linebacker Anthony Walker scored his second career touchdown on a 13-yard fumble return.

Northwestern improved to 5-0 on the season and recorded its second shutout of the year.

Northwestern forced a pair of Minnesota three-and-outs after the field goal attempt, the second of which led to a Gopher punt that Miles Shuler returned 55 yards before being forced out of bounds at the 5-yard line. On the following play, Thorson ran the ball into the end zone himself for the touchdown. The score put the Wildcats up 10-0, an advantage they would carry into halftime.

Northwestern started the second half with the ball and drove to Minnesota's 32-yard line, at which point Thorson lofted a pass to Solomon Vault in the end zone. The sophomore receiver appeared to haul in the pass with an incredible one-handed catch, but the initial ruling of a touchdown was overturned after a replay review.

Three plays later, Thorson connected with Mike McHugh on fourth-and-7 for an 11-yard gain, and the 'Cats continued their momentum down to the 4-yard line. Mitchell converted on his second field goal of the game, this one a 23-yarder, to finish a drive that shaved 8:47 off the clock.

After Northwestern once again kept Minnesota off the board, the 'Cats found the end zone for the second time courtesy of a 68-yard drive. Jackson highlighted the drive with an impressive 31-yard run during which the sophomore back showed off his elusiveness, juking a couple Minnesota defenders to find space in the middle of the field for a big pickup.

The 'Cats took the ball down to the 1-yard line, and Thorson snuck the ball into the end zone behind an offensive line that protected him well all day.

Minutes later on a Minnesota possession that started at the 4-yard line thanks to a beautiful punt by Hunter Niswander, junior tackle Tyler Lancaster knocked the ball out of Minnesota quarterback Mitch Leidner's hand. Anthony Walker scooped up the fumble and ran it into the end zone on a 13-yard return, stretching the Wildcat lead to 27-0. The score would hold until the end of the game, marking the first time Minnesota has been shut out since Oct. 1, 2011.

SCORING SUMMARY

MINNESOTA	0	0	0	0	—	0
#16 NORTHWESTERN	3	7	10	7	—	27

First Quarter: 7:27 NU — Mitchell 25 FG

Second Quarter: 1:36 NU — Thorson 5 run (Mitchell kick)

Third Quarter: 6:13 NU — Mitchell 23 FG; 1:25 NU—Thorson 1 run (Mitchell kick)

Fourth Quarter: 11:41 NU — Walker 13 Fumble Recovery (Mitchell kick)

GAME STATISTICS

MINN	NU
11.....	First Downs.....16
33.....	Rushing Attempts.....51
105.....	Yards Gained Rushing.....201
31.....	Yards Lost Rushing.....17
74.....	Net Yards Rushing.....184
99.....	Net Yards Passing.....128
32.....	Passes Attempted.....19
15.....	Passes Completed.....14
1.....	Had Intercepted.....0
65.....	Total Offensive Plays.....70
173.....	Total Net Yards.....312
1-1.....	Fumbles-Lost.....3-0
2-10.....	Penalties-Yards.....3-20
0-0-0.....	Interceptions-Yards-TD.....1-0-0
7-299.....	Punts-Yards.....6-235
42.7.....	Avg. Yard/Punt.....39.2
0-0-0.....	Punt Return-Yards-TD.....1-55-0
4-68-0.....	Kickoff Return-Yards-TD.....0-0-0
25:58.....	Possession Time.....34:02
4/16.....	Third-Down Conversions.....7/17
1-3.....	Sacks By-Yards.....3-17

INDIVIDUAL LEADERS

RUSHING:

MINN—Brooks 10-33-0
NU—Jackson 20-120-0


PASSING:

MINN—Leidner 10-21-1/72/0
NU—Thorson 14-19-0/128/0

RECEIVING:

BSU—Maye 4-39-0
NU—Jones 3-38-0

GAMEDAY PHOTOS



GAME SIX: MICHIGAN



OCT. 10, 2015

MICHIGAN STADIUM

ATTENDANCE: 110,452

#13 NORTHWESTERN
#18 MICHIGAN

0
38

ANN ARBOR, Mich. -- No. 18 Michigan took the opening kickoff of the game 96 yards for a touchdown and No. 13 Northwestern never recovered, dropping its first game of the season, 38-0.

The 5-1 (1-1) Wildcats return home Saturday, Oct. 17, for a huge West Division showdown against the undefeated Hawkeyes of Iowa for Homecoming 2015 in a game that has huge implications in the Big Ten race.

The game will feature a 20th anniversary reunion of the 1995 Big Ten championship and Rose Bowl team. All-America running back Darnell Autry will serve as grand marshal of the Homecoming parade Friday during an entire weekend of festivities.

On Saturday in Ann Arbor, the Wildcats fell behind 21-0 in the first quarter on a 1-yard touchdown run by the Wolverines' Drake Johnson and 2-yard quarterback keeper by Jake Rudock after the opening kick return.

The 'Cats' defense was able to slow the Wolverines down in the second quarter, but an interception by Jourdan Lewis was returned 36 yards for a touchdown to extend Michigan's lead to 28-0 at the half.

The Wolverines added a field goal on their first drive of the second half, then both teams kept each other off the scoreboard until a late Michigan score with mostly reserves on the field accounted for the final 38-0 score.

With 14 of U-M's points coming on a kickoff return and an interception return, the #BIGCats defense surrendered just 17 points in the contest until a late touchdown. Senior Deonte Gibson had a strong day on the D-line, earning a career-high 2.5 sacks to move into the top-10 all-time at Northwestern with 11 in his career. Godwin Igwebuike also made several TFLs among his eight tackles in the game.

The game marked third-consecutive shutout for Michigan, the first time an NCAA FBS Division school has accomplished that feat since 1980.

SCORING SUMMARY

#13 NORTHWESTERN	0	0	0	0	—	0
#18 MICHIGAN	21	7	3	7	—	38

First Quarter: 14:47 MICH — Chesson 96 kick return (Allen kick); 10:20 MICH — Johnson 1 run (Allen kick); 2:35 MICH — Rudock 2 run (Allen kick)

Second Quarter: 3:20 MICH — Lewis 37 INT return (Allen kick)

Third Quarter: 10:14 MICH — Allen 47 FG

Fourth Quarter: 2:14 MICH — Green 4 run (Allen kick)

GAME STATISTICS

NU	MICH
13.....	First Downs.....21
25.....	Rushing Attempts.....46
72.....	Yards Gained Rushing.....220
34.....	Yards Lost Rushing.....19
38.....	Net Yards Rushing.....201
130.....	Net Yards Passing.....179
33.....	Passes Attempted.....23
15.....	Passes Completed.....17
1.....	Had Intercepted.....0
58.....	Total Offensive Plays.....69
168.....	Total Net Yards.....380
0-0.....	Fumbles-Lost.....0-0
5-39.....	Penalties-Yards.....3-28
0-0-0.....	Interceptions-Yards-TD.....1-37-1
8-280.....	Punts-Yards.....5-190
35.0.....	Avg. Yard/Punt.....38.0
0-0-0.....	Punt Return-Yards-TD.....0-0-0
4-75-0.....	Kickoff Return-Yards-TD.....1-96-1
22:55.....	Possession Time.....37:05
2/13.....	Third-Down Conversions.....7/14
3-4.....	Sacks By-Yards.....4-23

INDIVIDUAL LEADERS

RUSHING:

NU—Jackson 12-25-0
MICH—Smith 8-59-0

PASSING:

NU—Thorson 13-27-1/106/0
MICH—Rudock 17-23-0/179/0

RECEIVING:

NU—Carr 2-39-0
MICH—Williams 4-48-0

GAMEDAY PHOTOS



GAME SEVEN: IOWA

#17 IOWA
#20 NORTHWESTERN

40
10



OCT. 17, 2015

RYAN FIELD

ATTENDANCE: 44,135

EVANSTON, ILL. -- A strong finish to the first half wasn't able to carry over into the second half as No. 20 Northwestern dropped a 40-10 decision to No. 17 Iowa on Saturday at Ryan Field.

The Wildcats fall to 5-2 overall and 1-2 in Big Ten play, while the Hawkeyes improve to 7-0 overall and 3-0 in league play.

Through the Hawkeyes' first three drives, Iowa was only able to muster two plays for more than three yards. In a quarter that featured five punts and just 110 total yards of offense, the Hawkeyes got on the scoreboard first through a 36-yard field goal from Marshall Koehn.

Lightning struck for Iowa to start the second with sophomore running back Akrum Wadley scampering 35 yards for the game's first touchdown. However, Koehn missed the extra point to keep the Wildcats' deficit at nine.

After Iowa took its lead to 16 through Wadley's second rushing score of the day, the Wildcat offense sparked to life. Starting from their own 24, sophomore running back Justin Jackson and redshirt freshman quarterback Clayton

Thorson both ran for first downs, and Miles Shuler hauled in an 11-yard pass to cross over midfield. Mike McHugh beat his man down the field for a 34-yard completion, a career long, and Thorson then found senior Christian Jones for a four-yard touchdown pass to get NU on the board.

On the ensuing Iowa possession, the Wildcats' defense got in on the act. Senior Traveon Henry ripped a Hawkeye pass out of the air, and ran it back 20 yards to the Iowa 25. Eight plays later, Jack Mitchell put a 20-yard field goal through the uprights, pulling the 'Cats to within a score, at 16-10. Iowa would take the six-point advantage into halftime.

Junior outside linebacker Jalen Prater and sophomore cornerback Keith Watkins II paced the Wildcats defensive in the opening half. Through just two quarters, they had seven and five tackles respectively, equaling the career high for the former, and a career high for the latter. The pair finished with 11 and nine tackles respectively.

Despite fighting back to within only six points at the break, Northwestern was unable to carry the momentum into the second half. Iowa stretched its lead to 23-10 midway through the third quarter on a two-yard rush by Wadley and Northwestern fumble on the next play from scrimmage led to a four-yard scoring run three plays later, pushing the Hawkeyes lead to 30-10.

The guests would tack on 10 more points in the fourth quarter to account for the final margin.

Thorson completed 17-of-35 passes in the contest for 125 yards, one touchdown and one interception, but the Wildcats were unable to slow down Iowa's rushing attack.

SCORING SUMMARY

#17 IOWA	3	13	14	10	—	40
#20 NORTHWESTERN	0	10	0	0	—	10

First Quarter: 9:59 IOWA—Koehn 36 FG

Second Quarter: 14:52 IOWA—Wadley 35 run (Koehn kick); 10:15 IOWA—Wadley 4 run (Koehn kick); 6:18 NU—Jones 4 catch (Mitchell kick); 2:40 NU—Mitchell 20 FG

Third Quarter: 6:42 IOWA—Wadley 2 run (Koehn kick); 5:26 IOWA—Wadley 4 run (Koehn kick)

Fourth Quarter: 10:49 IOWA—Koehn 22 FG; 7:55 IOWA—Mitchell 13 run (Koehn kick)

GAME STATISTICS

IOWA	NU
24.....	First Downs.....13
51.....	Rushing Attempts.....26
321.....	Yards Gained Rushing.....90
27.....	Yards Lost Rushing.....39
294.....	Net Yards Rushing.....51
198.....	Net Yards Passing.....147
27.....	Passes Attempted.....43
16.....	Passes Completed.....20
1.....	Had Intercepted.....1
78.....	Total Offensive Plays.....69
492.....	Total Net Yards.....198
1-0.....	Fumbles-Lost.....2-2
5-47.....	Penalties-Yards.....5-55
1-4-0.....	Interceptions-Yards-TD.....1-20-0
5-196.....	Punts-Yards.....9-344
39.2.....	Avg. Yard/Punt.....38.2
0-0-0.....	Punt Return-Yards-TD.....2-1-0
4-75-0.....	Kickoff Return-Yards-TD.....5-111-0
37:22.....	Possession Time.....22:38
9/18.....	Third-Down Conversions.....8/19
3-32.....	Sacks By-Yards.....2-20

INDIVIDUAL LEADERS

RUSHING:

NU—Jackson 10-30-0
IOWA—Wadley 26-204-4


PASSING:

NU—Thorson 17-35-1/125/1
IOWA—Beathard 15-25-1/176/0

RECEIVING:

NU—McHugh 2-43-0
IOWA—VandeBerg 8-78-0

GAMEDAY PHOTOS



The Automated ScoreBook
Northwestern Game Results (as of Oct 17, 2015)
All games

Date	Opponent	Score	Overall Record	Conference Record	Time	Attend
----	-----	-----	-----	-----	----	-----
Sep 05, 2015	#21 STANFORD	W 16-6	1- 0- 0	0- 0- 0	3:00	36024
Sep 12, 2015	EASTERN ILLINOIS	W 41-0	2- 0- 0	0- 0- 0	2:49	29131
Sep 19, 2015	at Duke	W 19-10	3- 0- 0	0- 0- 0	3:13	24127
Sep 26, 2015	BALL STATE	W 24-19	4- 0- 0	0- 0- 0	3:32	30107
* Oct 03, 2015	MINNESOTA	W 27-0	5- 0- 0	1- 0- 0	2:52	30044
* Oct 10, 2015	at #18 Michigan	0-38 L	5- 1- 0	1- 1- 0	3:07	110452
* Oct 17, 2015	#17 IOWA	10-40 L	5- 2- 0	1- 2- 0	3:24	44135
* Oct 24, 2015	at Nebraska	11:00 am				
* Nov 7, 2015	PENN STATE	TBA				
* Nov 14, 2015	PURDUE	TBA				
* Nov 21, 2015	at Wisconsin	TBA				
* Nov 28, 2015	vs Illinois	TBA				

* indicates conference game

		-----FIRST DOWNS-----				----RUSHING----	-----PASSING-----			--TOTAL OFFENSE--	Return	Turn-
Opponent	Score	Total	Rush	Pass	Pen	Number-Yards	Comp-Att-Int	Yards	Plays-Yards	Yards	Overs	
-----	-----	--/--	--/--	--/--	--/--	-----/-----	-----/-----	--/--	----- / -----	--/--	--/--	
STANFORD.....	16-6	17/17	9/6	8/8	0/3	54-225 / 27-85	12-25- 0 / 20-35- 1	105/155	79-330 / 62-240	47/82	0/2	
EASTERN ILLINOIS....	41-0	28/8	18/6	9/2	1/0	69-344 / 29-70	11-16- 0 / 10-20- 2	152/68	85-496 / 49-138	116/128	1/2	
Duke.....	19-10	15/16	11/9	4/6	0/1	54-201 / 35-177	9-23- 2 / 24-39- 1	70/150	77-271 / 74-327	148/103	2/3	
BALL STATE.....	24-19	23/18	12/8	11/8	0/2	57-290 / 34-181	18-31- 1 / 14-35- 0	256/178	88-546 / 69-359	60/46	3/1	
MINNESOTA.....	27-0	16/11	7/6	9/5	0/0	51-184 / 33-74	14-19- 0 / 15-32- 1	128/99	70-312 / 65-173	68/68	0/2	
Michigan.....	0-38	13/21	3/11	9/10	1/0	25-38 / 46-201	15-33- 1 / 17-23- 0	130/179	58-168 / 69-380	75/133	1/0	
IOWA.....	10-40	13/24	5/14	6/9	2/1	26-51 / 51-294	20-43- 1 / 16-27- 1	147/198	69-198 / 78-492	132/4	3/1	
Totals.....	137-113	125/115	65/60	56/48	4/7	336-1333/255-1082	99-190- 5/116-211- 6	988/1027	526-2321/ 466-2109	646/564	10/11	

Note: Game totals are displayed in the format TEAM/OPPONENT for each category

The Automated ScoreBook
Northwestern Overall Team Statistics (as of Oct 17, 2015)
All games

Team Statistics	NU	OPP
SCORING	137	113
Points Per Game	19.6	16.1
Points Off Turnovers	27	27
FIRST DOWNS	125	115
Rushing	65	60
Passing	56	48
Penalty	4	7
RUSHING YARDAGE	1333	1082
Yards gained rushing	1524	1221
Yards lost rushing	191	139
Rushing Attempts	336	255
Average Per Rush	4.0	4.2
Average Per Game	190.4	154.6
TDs Rushing	7	9
PASSING YARDAGE	988	1027
Comp-Att-Int	99-190-5	116-211-6
Average Per Pass	5.2	4.9
Average Per Catch	10.0	8.9
Average Per Game	141.1	146.7
TDs Passing	5	2
TOTAL OFFENSE	2321	2109
Total Plays	526	466
Average Per Play	4.4	4.5
Average Per Game	331.6	301.3
KICK RETURNS: #-Yards	16-407	23-507
PUNT RETURNS: #-Yards	8-73	5--8
INT RETURNS: #-Yards	6-149	5-65
KICK RETURN AVERAGE	25.4	22.0
PUNT RETURN AVERAGE	9.1	-1.6
INT RETURN AVERAGE	24.8	13.0
FUMBLES-LOST	13-5	10-5
PENALTIES-Yards	31-264	24-176
Average Per Game	37.7	25.1
PUNTS-Yards	45-1714	49-2176
Average Per Punt	38.1	44.4
Net punt average	37.4	38.8
KICKOFFS-Yards	33-1886	28-1761
Average Per Kick	57.2	62.9
Net kick average	36.5	37.6
TIME OF POSSESSION/Game	30:35	29:25
3RD-DOWN Conversions	58/130	31/107
3rd-Down Pct	45%	29%
4TH-DOWN Conversions	3/7	6/14
4th-Down Pct	43%	43%
SACKS BY-Yards	14-75	11-79
MISC YARDS	0	0
TOUCHDOWNS SCORED	15	13
FIELD GOALS-ATTEMPTS	11-15	8-11
ON-SIDE KICKS	0-0	0-0
RED-ZONE SCORES	(16-19) 84%	(15-21) 71%
RED-ZONE TOUCHDOWNS	(6-19) 32%	(8-21) 38%
PAT-ATTEMPTS	(14-15) 93%	(11-13) 85%
ATTENDANCE	169441	134579
Games/Avg Per Game	5/33888	2/67290
Neutral Site Games		0/0

Score by Quarters	1st	2nd	3rd	4th	OT	Total
Northwestern	16	51	50	20	0	137
Opponents	37	27	23	26	0	113

The Automated ScoreBook
Northwestern Overall Individual Statistics (as of Oct 17, 2015)
All games

Rushing	gp	att	gain	loss	net	avg	td	lg	avg/g
Jackson, Justin	7	160	729	38	691	4.3	1	62	98.7
Long, Warren	7	37	200	7	193	5.2	2	55	27.6
Thorson, Clayton	7	55	246	75	171	3.1	4	42	24.4
Vault, Solomon	7	39	160	12	148	3.8	0	15	21.1
Acker, Corey	6	5	57	0	57	11.4	0	31	9.5
Anderson, Auston	4	11	61	5	56	5.1	0	22	14.0
Roberts, Jelani	7	8	41	13	28	3.5	0	11	4.0
Hruby, Tom	4	8	25	0	25	3.1	0	9	6.2
Alviti, Matt	2	3	5	7	-2	-0.7	0	5	-1.0
Oliver, Zack	3	1	0	9	-9	-9.0	0	0	-3.0
TEAM	4	9	0	25	-25	-2.8	0	0	-6.2
Total	7	336	1524	191	1333	4.0	7	62	190.4
Opponents	7	255	1221	139	1082	4.2	9	41	154.6

Passing	gp	effic	comp-att-int	pct	yds	td	lg	avg/g
Thorson, Clayton	7	102.64	94-175-5	53.7	942	5	66	134.6
Oliver, Zack	3	62.33	4-11-0	36.4	34	0	12	11.3
Alviti, Matt	2	66.93	1-3-0	33.3	12	0	12	6.0
Scanlan, Andrew	4	0.00	0-1-0	0.0	0	0	0	0.0
Total	7	99.21	99-190-5	52.1	988	5	66	141.1
Opponents	7	93.30	116-211-6	55.0	1027	2	33	146.7

Receiving	gp	no.	yds	avg	td	lg	avg/g
Vitale, Dan	7	18	221	12.3	2	66	31.6
Jones, Christian	7	18	188	10.4	1	20	26.9
Jackson, Justin	7	15	82	5.5	0	21	11.7
McHugh, Mike	7	10	97	9.7	0	34	13.9
Shuler, Miles	6	9	88	9.8	0	25	14.7
Carr, Austin	6	6	139	23.2	2	44	23.2
Dickerson, Garrett	6	5	26	5.2	0	7	4.3
Nagel, Flynn	5	4	47	11.8	0	24	9.4
Roberts, Jelani	7	4	30	7.5	0	12	4.3
Vault, Solomon	7	3	14	4.7	0	8	2.0
Long, Warren	7	2	23	11.5	0	14	3.3
Dickerson, Cameron	4	2	22	11.0	0	12	5.5
Kidd, Garrett	6	1	6	6.0	0	6	1.0
Buckley, Stephen	6	1	5	5.0	0	5	0.8
Thorson, Clayton	7	1	0	0.0	0	0	0.0
Total	7	99	988	10.0	5	66	141.1
Opponents	7	116	1027	8.9	2	33	146.7

Punt Returns	no.	yds	avg	td	lg
Shuler, Miles	6	75	12.5	0	55
Nagel, Flynn	2	-2	-1.0	0	1
Total	8	73	9.1	0	55
Opponents	5	-8	-1.6	0	3

Interceptions	no.	yds	avg	td	lg
Harris, Matthew	3	94	31.3	1	71
Queiro, Kyle	1	17	17.0	0	17
Henry, Traveon	1	20	20.0	0	20
Lowry, Dean	1	18	18.0	0	18
Total	6	149	24.8	1	71
Opponents	5	65	13.0	1	37

Kick Returns	no.	yds	avg	td	lg
Vault, Solomon	14	371	26.5	1	98
Roberts, Jelani	1	19	19.0	0	19
McShepard, Marcus	1	17	17.0	0	17
Total	16	407	25.4	1	98
Opponents	23	507	22.0	1	96

Fumble Returns	no.	yds	avg	td	lg
Walker, Anthony	2	17	8.5	1	13
Total	2	17	8.5	1	13
Opponents	0	0	0.0	0	0

The Automated ScoreBook
Northwestern Overall Individual Statistics (as of Oct 17, 2015)
All games

Scoring	td	fg	PAT				dpx	saf	pts
			kick	rush	rcv	pass			
Mitchell, Jack	-	11-15	13-14	-	-	-	-	-	46
Thorson, Clayton	4	-	-	-	-	-	-	-	24
Vitale, Dan	2	-	-	-	-	-	-	-	12
Long, Warren	2	-	-	-	-	-	-	-	12
Carr, Austin	2	-	-	-	-	-	-	-	12
Vault, Solomon	1	-	-	-	-	-	-	-	6
Jones, Christian	1	-	-	-	-	-	-	-	6
Jackson, Justin	1	-	-	-	-	-	-	-	6
Harris, Matthew	1	-	-	-	-	-	-	-	6
Walker, Anthony	1	-	-	-	-	-	-	-	6
Omilian, Arthur	-	-	1-1	-	-	-	-	-	1
Total	15	11-15	14-15	-	-	-	-	-	137
Opponents	13	8-11	11-13	-	-	-	-	-	113

Total Offense	g	plays	rush	pass	total	avg/g
Thorson, Clayton	7	230	171	942	1113	159.0
Jackson, Justin	7	160	691	0	691	98.7
Long, Warren	7	37	193	0	193	27.6
Vault, Solomon	7	39	148	0	148	21.1
Acker, Corey	6	5	57	0	57	9.5
Anderson, Auston	4	11	56	0	56	14.0
Roberts, Jelani	7	8	28	0	28	4.0
Hruby, Tom	4	8	25	0	25	6.2
Oliver, Zack	3	12	-9	34	25	8.3
Alviti, Matt	2	6	-2	12	10	5.0
TEAM	4	9	-25	0	-25	-6.2
Total	7	526	1333	988	2321	331.6
Opponents	7	466	1082	1027	2109	301.3

Field Goals	fg	pct.	01-19	20-29	30-39	40-49	50-99	lg	blk
Mitchell, Jack	11-15	73.3	1-1	5-6	3-3	2-5	0-0	49	0

FG Sequence	Northwestern	Opponents
Stanford	(31),48,(19),(49)	(29),(37)
Eastern Illinois	(22),(33)	-
Duke	(37),(44)	(38)
Ball State	(21),26	(30),43,40,(36)
Minnesota	(25),41,(23)	-
Michigan	42	(47)
Iowa	(20)	(36),34,(22)
Nebraska	-	-
Penn State	-	-
Purdue	-	-
Wisconsin	-	-
Illinois	-	-

Punting	no.	yds	avg	lg	tb	fc	i20	50+	blk
Niswander, Hunter	45	1714	38.1	53	2	20	7	2	0
Total	45	1714	38.1	53	2	20	7	2	0
Opponents	49	2176	44.4	71	10	7	22	17	0

Kickoffs	no.	yds	avg	tb	ob	retn	net	ydln
Micucci, Matt	32	1841	57.5	7	1			
Omilian, Arthur	1	45	45.0	0	0			
Total	33	1886	57.2	7	1	22.0	36.5	28
Opponents	28	1761	62.9	12	0	25.4	37.6	27

Numbers in (parentheses) indicate field goal was made.

The Automated ScoreBook
Northwestern Overall Individual Statistics (as of Oct 17, 2015)
All games

All Purpose	g	rush	rcv	pr	kr	ir	total	avg/g
Jackson, Justin	7	691	82	0	0	0	773	110.4
Vault, Solomon	7	148	14	0	371	0	533	76.1
Vitale, Dan	7	0	221	0	0	0	221	31.6
Long, Warren	7	193	23	0	0	0	216	30.9
Jones, Christian	7	0	188	0	0	0	188	26.9
Thorson, Clayto	7	171	0	0	0	0	171	24.4
Shuler, Miles	6	0	88	75	0	0	163	27.2
Carr, Austin	6	0	139	0	0	0	139	23.2
McHugh, Mike	7	0	97	0	0	0	97	13.9
Harris, Matthew	6	0	0	0	0	94	94	15.7
Roberts, Jelani	7	28	30	0	19	0	77	11.0
Acker, Corey	6	57	0	0	0	0	57	9.5
Anderson, Austo	4	56	0	0	0	0	56	14.0
Nagel, Flynn	5	0	47	-2	0	0	45	9.0
Dickerson, Garr	6	0	26	0	0	0	26	4.3
Hruby, Tom	4	25	0	0	0	0	25	6.2
Dickerson, Cam	4	0	22	0	0	0	22	5.5
Henry, Traveon	7	0	0	0	0	20	20	2.9
Lowry, Dean	7	0	0	0	0	18	18	2.6
McShepard, Mar	7	0	0	0	17	0	17	2.4
Queiro, Kyle	4	0	0	0	0	17	17	4.2
Kidd, Garrett	6	0	6	0	0	0	6	1.0
Buckley, Stephe	6	0	5	0	0	0	5	0.8
Alviti, Matt	2	-2	0	0	0	0	-2	-1.0
Oliver, Zack	3	-9	0	0	0	0	-9	-3.0
TEAM	4	-25	0	0	0	0	-25	-6.2
Total	7	1333	988	73	407	149	2950	421.4
Opponents	7	1082	1027	-8	507	65	2673	381.9

The Automated ScoreBook
Northwestern Overall Defensive Statistics (as of Oct 17, 2015)
All games

##	Defensive Leaders	gp	Tackles				Sacks no-yds	Pass defense			Fumbles		blkd		
			ua	a	tot	tfl/yds		int-yds	brup	qbh	rcv-yds	ff	kick	saf	
1B	Walker, Anthony	7	25	29	54	9.5-22	1.0-3	.	3	2	2-17	.	.	.	
16	Igwebuike, Godwin	7	31	12	43	2.5-8	.	.	3	2	1-0	1	.	.	
2	Henry, Traveon	7	30	9	39	3.0-11	1.0-6	1-20	.	.	1-0	.	.	.	
51	Prater, Jaylen	7	20	18	38	1.0-10	1.0-10	
55	Smith, Drew	7	18	13	31	3.5-10	.	.	.	3	.	1	.	.	
94	Lowry, Dean	7	15	11	26	4.5-11	0.5-4	1-18	3	4	.	.	1	.	
3	Watkins II, Keith	7	19	6	25	1.0-1	.	.	1	
27	Harris, Matthew	6	14	11	25	.	.	3-94	7	
67	Lancaster, Tyler	7	11	9	20	3.5-4	0.5-1	.	2	1	.	1	.	.	
1A	Gibson, Deonte	7	7	11	18	5.5-24	5.0-23	.	.	4	
23	VanHoose, Nick	7	12	5	17	.	.	.	6	1	
7	Odenigbo, Ifeadi	7	10	6	16	2.5-8	2.5-8	.	.	1	
3A	Hall, Nate	7	8	6	14	1.0-1	.	.	.	3	
90	Robbins, C.J.	7	3	8	11	.	.	.	1	
42	Jones, Joseph	7	8	2	10	2.0-8	1.0-5	
95	Thompson, Jordan	7	6	3	9	
98	Washington, Xavier	7	5	1	6	2.0-7	.	.	.	3	
41	McGee, Jared	4	2	4	6	
17	McShepard, Marcus	7	5	1	6	
2A	Queiro, Kyle	4	3	3	6	.	.	1-17	
26	Brown, Terrance	6	2	4	6	
53	Queiro, Cameron	7	5	.	5	1.0-1	
13	Long, Warren	7	3	1	4	1-0	1	.	.	
1	Chapman, Max	7	2	1	3	1.5-15	1.5-15	
93	Kuhar, Greg	5	2	1	3	
21	Jackson, Justin	7	3	.	3	
99	Oxley, Ben	5	.	3	3	
24	Hartage, Montre	7	2	.	2	
3B	Micucci, Matt	7	1	1	2	
36	Acker, Corey	6	1	1	2	
35	Hruby, Tom	4	.	2	2	
31	Vitale, Tommy	5	.	1	1	
18	Thorson, Clayton	7	1	.	1	
80	Carr, Austin	6	1	.	1	
14	Jones, Christian	7	1	.	1	
8A	Buckley, Stephen	6	.	1	1	
Total		7	276	184	460	44-141	14-75	6-149	26	24	5-17	4	1	.	
Opponents		7	299	246	545	47-170	11-79	5-65	21	13	5-0	8	1	.	

The Automated ScoreBook
Northwestern Individual Season/Career Statistics (as of Oct 17, 2015)
All games

SEASON

CAREER

Rushing	gp	att	gain	loss	net	avg	td	lg	avg/g		gp	att	gain	loss	net	avg	td	lg	avg/g
Jackson, Justin	7	160	729	38	691	4.3	1	62	98.7		19	405	1945	67	1878	4.6	11	68	98.8
Long, Warren	7	37	200	7	193	5.2	2	55	27.6		25	81	386	14	372	4.6	2	55	14.9
Thorson, Clayton	7	55	246	75	171	3.1	4	42	24.4		7	55	246	75	171	3.1	4	42	24.4
Vault, Solomon	7	39	160	12	148	3.8	0	15	21.1		15	59	243	14	229	3.9	2	16	15.3
Acker, Corey	6	5	57	0	57	11.4	0	31	9.5		14	5	57	0	57	11.4	0	31	4.1
Anderson, Auston	4	11	61	5	56	5.1	0	22	14.0		4	11	61	5	56	5.1	0	22	14.0
Roberts, Jelani	7	8	41	13	28	3.5	0	11	4.0		7	8	41	13	28	3.5	0	11	4.0
Hruby, Tom	4	8	25	0	25	3.1	0	9	6.2		7	9	26	0	26	2.9	0	9	3.7
Alviti, Matt	2	3	5	7	-2	-0.7	0	5	-1.0		6	12	18	19	-1	-0.1	1	5	-0.2
Oliver, Zack	3	1	0	9	-9	-9.0	0	0	-3.0		15	15	39	20	19	1.3	1	8	1.3
TEAM	4	9	0	25	-25	-2.8	0	0	-6.2										
Total	7	336	1524	191	1333	4.0	7	62	190.4										
Opponents	7	255	1221	139	1082	4.2	9	41	154.6										

Passing	gp	effic	comp-att-int	pct	yds	td	lg	avg/g		gp	effic	comp-att-int	pct	yds	td	lg	avg/g
Thorson, Clayton	7	102.64	94-175-5	53.7	942	5	66	134.6		7	102.64	94-175-5	53.7	942	5	66	134.6
Oliver, Zack	3	62.33	4-11-0	36.4	34	0	12	11.3		15	96.47	36-72-4	50.0	415	2	54	27.7
Alviti, Matt	2	66.93	1-3-0	33.3	12	0	12	6.0		6	57.26	3-7-0	42.9	12	0	12	2.0
Scanlan, Andrew	4	0.00	0-1-0	0.0	0	0	0	0.0		24	0.00	0-2-0	0.0	0	0	0	0.0
Total	7	99.21	99-190-5	52.1	988	5	66	141.1									
Opponents	7	93.30	116-211-6	55.0	1027	2	33	146.7									

Receiving	gp	no.	yds	avg	td	lg	avg/g		gp	no.	yds	avg	td	lg	avg/g
Vitale, Dan	7	18	221	12.3	2	66	31.6		44	120	1293	10.8	9	66	29.4
Jones, Christian	7	18	188	10.4	1	20	26.9		45	123	1463	11.9	7	47	32.5
Jackson, Justin	7	15	82	5.5	0	21	11.7		19	37	283	7.6	1	35	14.9
McHugh, Mike	7	10	97	9.7	0	34	13.9		24	19	212	11.2	0	34	8.8
Shuler, Miles	6	9	88	9.8	0	25	14.7		14	32	278	8.7	0	25	19.9
Carr, Austin	6	6	139	23.2	2	44	23.2		18	13	239	18.4	2	44	13.3
Dickerson, Garrett	6	5	26	5.2	0	7	4.3		18	9	70	7.8	0	21	3.9
Nagel, Flynn	5	4	47	11.8	0	24	9.4		5	4	47	11.8	0	24	9.4
Roberts, Jelani	7	4	30	7.5	0	12	4.3		7	4	30	7.5	0	12	4.3
Vault, Solomon	7	3	14	4.7	0	8	2.0		15	9	45	5.0	0	11	3.0
Long, Warren	7	2	23	11.5	0	14	3.3		25	8	52	6.5	0	14	2.1
Dickerson, Cameron	4	2	22	11.0	0	12	5.5		41	46	519	11.3	3	60	12.7
Kidd, Garrett	6	1	6	6.0	0	6	1.0		6	1	6	6.0	0	6	1.0
Buckley, Stephen	6	1	5	5.0	0	5	0.8		21	8	79	9.9	0	19	3.8
Thorson, Clayton	7	1	0	0.0	0	0	0.0		7	1	0	0.0	0	0	0.0
Total	7	99	988	10.0	5	66	141.1								
Opponents	7	116	1027	8.9	2	33	146.7								

Total Offense	g	plays	rush	pass	total	avg/g		g	plays	rush	pass	total	avg/g
Thorson, Clayton	7	230	171	942	1113	159.0		7	230	171	942	1113	159.0
Jackson, Justin	7	160	691	0	691	98.7		19	405	1878	0	1878	98.8
Long, Warren	7	37	193	0	193	27.6		25	81	372	0	372	14.9
Vault, Solomon	7	39	148	0	148	21.1		15	59	229	0	229	15.3
Acker, Corey	6	5	57	0	57	9.5		14	5	57	0	57	4.1
Anderson, Auston	4	11	56	0	56	14.0		4	11	56	0	56	14.0
Roberts, Jelani	7	8	28	0	28	4.0		7	8	28	0	28	4.0
Oliver, Zack	3	12	-9	34	25	8.3		15	87	19	415	434	28.9
Hruby, Tom	4	8	25	0	25	6.2		7	9	26	0	26	3.7
Alviti, Matt	2	6	-2	12	10	5.0		6	19	-1	12	11	1.8
TEAM	4	9	-25	0	-25	-6.2							
Total	7	526	1333	988	2321	331.6							
Opponents	7	466	1082	1027	2109	301.3							

The Automated ScoreBook
Northwestern Individual Season/Career Statistics (as of Oct 17, 2015)
All games

SEASON

CAREER

Scoring			PAT									PAT						
	td	fg	kick	rush	rcv	pass	dxp	saf	pts	td	fg	kick	rush	rcv	pass	dxp	saf	pts
Mitchell, Jack	-	11-15	13-14	-	-	-	-	-	46	-	25-33	39-42	-	-	-	-	-	114
Thorson, Clayton	4	-	-	-	-	-	-	-	24	4	-	-	-	-	-	-	-	24
Carr, Austin	2	-	-	-	-	-	-	-	12	2	-	-	-	-	-	-	-	12
Vitale, Dan	2	-	-	-	-	-	-	-	12	9	-	-	-	-	-	-	-	54
Long, Warren	2	-	-	-	-	-	-	-	12	2	-	-	1-1	-	-	-	-	14
Jackson, Justin	1	-	-	-	-	-	-	-	6	12	-	-	-	-	-	-	-	72
Vault, Solomon	1	-	-	-	-	-	-	-	6	4	-	-	-	-	-	-	-	24
Walker, Anthony	1	-	-	-	-	-	-	-	6	2	-	-	-	-	-	-	-	12
Jones, Christian	1	-	-	-	-	-	-	-	6	7	-	-	-	-	-	-	-	42
Harris, Matthew	1	-	-	-	-	-	-	-	6	1	-	-	-	-	-	-	-	6
Omilian, Arthur	-	-	1-1	-	-	-	-	-	1	-	-	1-1	-	-	-	-	-	1
Total	15	11-15	14-15	-	-	-	-	-	137									
Opponents	13	8-11	11-13	-	-	-	-	-	113									

Punt Returns	no.	yds	avg	td	lg	no.	yds	avg	td	lg
Shuler, Miles	6	75	12.5	0	55	9	117	13.0	0	55
Nagel, Flynn	2	-2	-1.0	0	1	2	-2	-1.0	0	1
Total	8	73	9.1	0	55					
Opponents	5	-8	-1.6	0	3					

Kick Returns	no.	yds	avg	td	lg	no.	yds	avg	td	lg
Vault, Solomon	14	371	26.5	1	98	25	659	26.4	2	98
McShepard, Marcus	1	17	17.0	0	17	1	17	17.0	0	17
Roberts, Jelani	1	19	19.0	0	19	1	19	19.0	0	19
Total	16	407	25.4	1	98					
Opponents	23	507	22.0	1	96					

Interceptions	no.	yds	avg	td	lg	no.	yds	avg	td	lg
Harris, Matthew	3	94	31.3	1	71	5	97	19.4	1	71
Queiro, Kyle	1	17	17.0	0	17	1	17	17.0	0	17
Lowry, Dean	1	18	18.0	0	18	3	53	17.7	1	19
Henry, Traveon	1	20	20.0	0	20	2	20	10.0	0	20
Total	6	149	24.8	1	71					
Opponents	5	65	13.0	1	37					

Fumble Returns	no.	yds	avg	td	lg	no.	yds	avg	td	lg
Walker, Anthony	2	17	8.5	1	13	2	17	8.5	1	13
Total	2	17	8.5	1	13					
Opponents	0	0	0.0	0	0					

The Automated ScoreBook
Northwestern Individual Season/Career Statistics (as of Oct 17, 2015)
All games

	SEASON								CAREER							
All Purpose	g	rush	rcv	pr	kr	ir	total	avg/g	g	rush	rcv	pr	kr	ir	total	avg/g
Jackson, Justin	7	691	82	0	0	0	773	110.4	19	1878	283	0	0	0	2161	113.7
Vault, Solomon	7	148	14	0	371	0	533	76.1	15	229	45	0	659	0	933	62.2
Vitale, Dan	7	0	221	0	0	0	221	31.6	44	29	1293	0	0	0	1322	30.0
Long, Warren	7	193	23	0	0	0	216	30.9	25	372	52	0	0	0	424	17.0
Jones, Christian	7	0	188	0	0	0	188	26.9	45	0	1463	0	0	0	1463	32.5
Thorson, Clayton	7	171	0	0	0	0	171	24.4	7	171	0	0	0	0	171	24.4
Shuler, Miles	6	0	88	75	0	0	163	27.2	14	24	278	117	198	0	617	44.1
Carr, Austin	6	0	139	0	0	0	139	23.2	18	0	239	0	0	0	239	13.3
McHugh, Mike	7	0	97	0	0	0	97	13.9	24	0	212	-3	3	0	212	8.8
Harris, Matthew	6	0	0	0	0	94	94	15.7	30	0	0	0	484	97	581	19.4
Roberts, Jelani	7	28	30	0	19	0	77	11.0	7	28	30	0	19	0	77	11.0
Acker, Corey	6	57	0	0	0	0	57	9.5	14	57	0	0	0	0	57	4.1
Anderson, Austo	4	56	0	0	0	0	56	14.0	4	56	0	0	0	0	56	14.0
Nagel, Flynn	5	0	47	-2	0	0	45	9.0	5	0	47	-2	0	0	45	9.0
Dickerson, Garret	6	0	26	0	0	0	26	4.3	18	0	70	0	8	0	78	4.3
Hruby, Tom	4	25	0	0	0	0	25	6.2	7	26	0	0	0	0	26	3.7
Dickerson, Came	4	0	22	0	0	0	22	5.5	41	0	519	0	0	0	519	12.7
Henry, Traveon	7	0	0	0	0	20	20	2.9	39	0	0	0	0	20	20	0.5
Lowry, Dean	7	0	0	0	0	18	18	2.6	43	0	0	0	0	53	53	1.2
Queiro, Kyle	4	0	0	0	0	17	17	4.2	16	0	0	0	0	17	17	1.1
McShepard, Mar	7	0	0	0	17	0	17	2.4	14	0	0	0	17	0	17	1.2
Kidd, Garrett	6	0	6	0	0	0	6	1.0	6	0	6	0	0	0	6	1.0
Buckley, Stephen	6	0	5	0	0	0	5	0.8	21	265	79	0	111	0	455	21.7
Alviti, Matt	2	-2	0	0	0	0	-2	-1.0	6	-1	0	0	0	0	-1	-0.2
Oliver, Zack	3	-9	0	0	0	0	-9	-3.0	15	19	0	0	0	0	19	1.3
TEAM	4	-25	0	0	0	0	-25	-6.2								
Total	7	1333	988	73	407	149	2950	421.4								
Opponents	7	1082	1027	-8	507	65	2673	381.9								

Field Goals	att	good	long	blkd	att	good	long	blkd
Mitchell, Jack	15	11	49	0	33	25	49	1
Total	15	11	49	0				
Opponents	11	8	47	0				

Punting	no.	yds	avg	lg	blk	no.	yds	avg	lg	blk
Niswander, Hunter	45	1714	38.1	53	0	45	1714	38.1	53	0
Total	45	1714	38.1	53	0					
Opponents	49	2176	44.4	71	0					

Kickoffs	no.	yds	avg	tb	ob	no.	yds	avg	tb	ob
Micucci, Matt	32	1841	57.5	7	1	32	1841	57.5	7	1
Omilian, Arthur	1	45	45.0	0	0	1	45	45.0	0	0
Total	33	1886	57.2	7	1					
Opponents	28	1761	62.9	12	0					

All games

		SEASON											CAREER										
##	Defensive Leaders	gp	ua	a	total	tfl	sack	int	pbu	fr	ff	blk	gp	ua	a	total	tfl	sack	int	pbu	fr	ff	blk
1B	Walker, Anthony	7	25	29	54	9.5	1.0	.	3	2	.	.	19	54	51	105	18.5	2.5	2	6	3	1	.
16	Igwebuike, Godwin	7	31	12	43	2.5	.	.	3	1	1	.	18	65	29	94	3.5	.	3	6	1	1	.
2	Henry, Traveon	7	30	9	39	3.0	1.0	1	.	1	.	.	39	135	77	212	9.5	1.0	2	2	1	.	.
51	Prater, Jaylen	7	20	18	38	1.0	1.0	19	23	24	47	1.0	1.0	.	1	.	.	.
55	Smith, Drew	7	18	13	31	3.5	1	.	44	73	43	116	15.5	3.0	.	2	1	1	.
94	Lowry, Dean	7	15	11	26	4.5	0.5	1	3	.	.	1	43	71	43	114	22.5	10.0	3	15	2	3	1
3	Watkins II, Keith	7	19	6	25	1.0	.	.	1	.	.	.	7	19	6	25	1.0	.	.	1	.	.	.
27	Harris, Matthew	6	14	11	25	0.0	.	3	7	.	.	.	30	94	37	131	3.5	.	5	19	.	2	.
67	Lancaster, Tyler	7	11	9	20	3.5	0.5	.	2	.	1	.	8	11	9	20	3.5	0.5	.	2	.	1	.
1A	Gibson, Deonte	7	7	11	18	5.5	5.0	42	36	27	63	18.0	11.0	.	2	2	1	.
23	VanHoose, Nick	7	12	5	17	0.0	.	.	6	.	.	.	39	126	44	170	8.5	.	5	31	3	1	3
7	Odenigbo, Ifeadi	7	10	6	16	2.5	2.5	32	23	13	36	12.0	11.0	.	1	2	3	.
3A	Hall, Nate	7	8	6	14	1.0	7	8	6	14	1.0
90	Robbins, C.J.	7	3	8	11	0.0	.	.	1	.	.	.	30	8	19	27	1.5	0.5	.	4	.	.	1
42	Jones, Joseph	7	8	2	10	2.0	1.0	18	12	4	16	2.0	1.0
95	Thompson, Jordan	7	6	3	9	0.0	7	6	3	9	0.0
26	Brown, Terrance	6	2	4	6	0.0	11	4	4	8	0.0
41	McGee, Jared	4	2	4	6	0.0	4	2	4	6	0.0
98	Washington, Xavier	7	5	1	6	2.0	18	14	5	19	4.5	1.5	.	.	.	1	.
17	McShepard, Marcus	7	5	1	6	0.0	14	10	1	11	0.0
2A	Queiro, Kyle	4	3	3	6	0.0	.	1	16	11	6	17	0.0	.	1
53	Queiro, Cameron	7	5	.	5	1.0	7	5	.	5	1.0
13	Long, Warren	7	3	1	4	0.0	.	.	.	1	1	.	25	7	1	8	0.0	.	.	.	1	1	.
93	Kuhar, Greg	5	2	1	3	0.0	21	21	19	40	2.0	.	.	.	1	.	.
1	Chapman, Max	7	2	1	3	1.5	1.5	41	19	8	27	7.0	3.5	.	1	1	.	1
21	Jackson, Justin	7	3	.	3	0.0	19	3	.	3	0.0
99	Oxley, Ben	5	.	3	3	0.0	6	.	3	3	0.0
36	Acker, Corey	6	1	1	2	0.0	14	3	2	5	0.0
35	Hruby, Tom	4	.	2	2	0.0	7	.	2	2	0.0
24	Hartage, Montre	7	2	.	2	0.0	7	2	.	2	0.0
3B	Micucci, Matt	7	1	1	2	0.0	7	1	1	2	0.0
14	Jones, Christian	7	1	.	1	0.0	45	1	.	1	0.0
18	Thorson, Clayton	7	1	.	1	0.0	7	1	.	1	0.0
80	Carr, Austin	6	1	.	1	0.0	18	1	1	2	0.0
31	Vitale, Tommy	5	.	1	1	0.0	5	.	1	1	0.0
8A	Buckley, Stephen	6	.	1	1	0.0	21	1	1	2	0.0
Total		7	276	184	460	44	14	6	26	5	4	1											
Opponents		7	299	246	545	47	11	5	21	5	8	1											

The Automated ScoreBook
Northwestern Team Game-by-Game (as of Oct 17, 2015)
All games

TEAM STATISTICS

Date	Opponent	Rushing				Receiving				Passing				Kick Returns				Punt Returns				tot off
		no.	yds	td	lg	no.	yds	td	lg	cmp-att-int	yds	td	lg	no.	yds	td	lg	no.	yds	td	lg	
Sep 05	STANFORD	54	225	1	42	12	105	0	25	12-25-0	105	0	25	1	19	0	19	1	7	0	7	330
Sep 12	EASTERN ILLINOIS	69	344	3	31	11	152	1	44	11-16-0	152	1	44	1	24	0	24	2	-2	0	1	496
Sep 19	at Duke	54	201	1	55	9	70	0	21	9-23-2	70	0	21	2	118	1	98	2	12	0	7	271
Sep 26	BALL STATE	57	290	0	62	18	256	3	66	18-31-1	256	3	66	3	60	0	21	0	0	0	0	546
Oct 03	MINNESOTA	51	184	2	31	14	128	0	19	14-19-0	128	0	19	0	0	0	0	1	55	0	55	312
Oct 10	at Michigan	25	38	0	15	15	130	0	20	15-33-1	130	0	20	4	75	0	22	0	0	0	0	168
Oct 17	IOWA	26	51	0	15	20	147	1	34	20-43-1	147	1	34	5	111	0	35	2	1	0	5	198
		336	1333	7	62	99	988	5	66	99-190-5	988	5	66	16	407	1	98	8	73	0	55	2321
Opponents		255	1082	9	41	116	1027	2	33	116-211-6	1027	2	33	23	507	1	96	5	-8	0	3	2109

Games: 7 • Avg/rush: 4.0 • Avg/catch: 10.0 • Pass effic: 99.21 • KR avg: 25.4 • PR avg: 9.1 • All purpose avg/game: 421.4 • Total offense avg/gm: 331.6

Date	Opponent	Tackles				Sacks no-yds	Fumble		Pass Defense			blkd kick	PAT Attempts			off		
		ua	a	total	tfl-yds		ff	fr-yds	int-yds	qbh	brup		kick	rush	rcv	saf	t/o	pts
Sep 05	STANFORD	40	20	60	8.0-21	3.0-11	1	1-4	1-17	5	4	0	1-1	0	0	0	0	16
Sep 12	EASTERN ILLINOIS	31	26	57	8.0-34	3.0-23	0	0-0	2-94	2	2	0	5-5	0	0	0	14	41
Sep 19	at Duke	42	46	88	2.0-2	0.0-0	1	2-0	1-18	1	4	0	1-2	0	0	0	3	19
Sep 26	BALL STATE	40	10	50	3.0-7	0.0-0	0	1-0	0-0	6	6	1	3-3	0	0	0	0	24
Oct 03	MINNESOTA	40	18	58	10.0-32	3.0-17	1	1-13	1-0	4	6	0	3-3	0	0	0	7	27
Oct 10	at Michigan	35	42	77	8.0-18	3.0-4	0	0-0	0-0	1	3	0	0-0	0	0	0	0	0
Oct 17	IOWA	48	22	70	5.0-27	2.0-20	1	0-0	1-20	5	1	0	1-1	0	0	0	3	10
		276	184	460	44.0-141	14.0-75	4	5-17	6-149	24	26	1	14-15	0	0	0	27	137
Opponents		299	246	545	47.0-170	11.0-79	8	5-0	5-65	13	21	1	11-13	0	0	0	27	113

		Punting									Field Goals			Kickoffs				
Date	Opponent	no.	yds	avg	long	blkd	tb	fc	50+	i20	md-att	long	blkd	no.	yds	avg	tb	ob
Sep 05	STANFORD	5	194	38.8	45	0	0	1	0	0	3-4	49	0	5	301	60.2	1	0
Sep 12	EASTERN ILLINOIS	2	73	36.5	37	0	0	1	0	0	2-2	33	0	8	466	58.2	1	0
Sep 19	at Duke	10	413	41.3	49	0	0	3	0	1	2-2	44	0	5	268	53.6	0	0
Sep 26	BALL STATE	5	175	35.0	41	0	0	3	0	1	1-2	21	0	5	323	64.6	3	0
Oct 03	MINNESOTA	6	235	39.2	47	0	1	3	0	2	2-3	25	0	6	301	50.2	1	0
Oct 10	at Michigan	8	280	35.0	47	0	0	6	0	2	0-1	0	0	1	61	61.0	0	0
Oct 17	IOWA	9	344	38.2	53	0	1	3	2	1	1-1	20	0	3	166	55.3	1	1
		45	1714	38.1	53	0	2	20	2	7	11-15	49	0	33	1886	57.2	7	1
Opponents		49	2176	44.4	71	0	10	7	17	22	8-11	47	0	28	1761	62.9	12	0