



# Norfolk State University

## Men's Basketball Game Notes

**For More Information, Contact:**  
 Alyse Scripser, Assistant AD for Athletic Communications/MBB Contact  
**Cell Phone:** 757.705.4532  
**Email:** akscripser@nsu.edu  
**Website:** www.NSUSpartans.com  
**Twitter:** @NSUSpartans  
**Facebook:** NorfolkStateAthletics  
**Instagram:** @NSUAthletics  
**Mailing Address:** NSU Sports Information Office • 700 Park Ave. • Norfolk, VA 23504

### 2025-26 Norfolk State Schedule (15-14 overall, 8-4 MEAC)

#### NOVEMBER (4-5)

Mon. 3 ..... vs. Washington Adventist. **W, 98-76**  
 Wed. 5 ..... vs. Regent ..... **W, 119-55**  
 Sat. 8 ..... vs. William & Mary ..... **L, 78-81**  
 Tues. 11..... at Old Dominion.....L, 57-60  
 Fri. 14 ..... at Towson.....L, 41-51  
 Fri. 21..... vs. Hampton ..... **W, 62-60**  
 Sun. 23..... at Wyoming.....L, 67-75  
**Tues. 25 ... vs. Virginia-Lynchburg..... W, 136-79**  
 Sat. 29..... at Arizona ..... L, 61-98

#### DECEMBER (2-5)

Sat. 6 ..... at James Madison .....L, 67-68  
 Wed. 10 ..... at Baylor..... L, 67-97  
 Thurs. 18 .... vs. Grambling @ ..... L, 68-80  
 Fri. 19 ..... vs. Jackson State @ .....W, 82-72  
 Sun. 21 ..... at UTEP # .....W, 72-71  
 Mon. 22 ..... vs. UC Irvine # .....L, 70-89  
 Sun. 28..... at Louisiana-Lafayette..... L, 54-63

#### JANUARY (4-4)

Sat. 3 ..... at N.C. Central \* .....L, 67-69  
 Sat. 10..... at Delaware State \* .....W, 66-64  
**Mon. 12..... vs. Md. Eastern Shore \*..... L, 70-74**  
 Sat. 17 ..... at S.C. State \* ..... W, 89-82  
**Mon. 19..... vs. Elizabeth City State .....W, 86-61**  
**Sat. 24 ..... vs. Coppin State \* .....W, 103-76**  
**Mon. 26 .... vs. Morgan State \* .....L, 78-79**  
 Sat. 31..... at Howard \* ..... L, 60-88

#### FEBRUARY (5-0)

**Sat. 7 ..... vs. N.C. Central \* ..... W, 75-68**  
**Sat. 14..... vs. Delaware State \* ..... W, 75-58**  
 Mon. 16..... at Md. Eastern Shore \* ..... W, 70-66  
**Sat. 21..... vs. S.C. State \* ..... W, 90-71**  
 Sat. 28..... at Coppin State \* ..... W, 75-69

#### MARCH (0-0)

Mon. 2..... at Morgan State ..... 6:00 PM  
 Thurs. 5 ..... vs. Howard.....7:30 PM

All times EST

#### Homes games in bold

@ Chris Paul HBCU Challenge - Atlanta, Ga.

# WestStar Don Haskins Sun Bowl Invitational - El Paso, Texas

\* MEAC game



Norfolk State Spartans  
 (15-14, 8-4 MEAC)  
 vs. Morgan State Bears  
 (12-15, 8-4 MEAC)



#### Game Information

**Date/Time:** ..... March 2, 2026 | 6:00 p.m.  
**Site:** ..... Baltimore, Md. | Hill Field House  
**Live Stats:**..... morganstatebears.com  
**Live Stream:** ..... N/A  
**Series Information:**..... 50-20  
**Current Series Streak:** .....L1, 78-79 (Jan. 26, 2026)  
**Head Coaches:** ..... NSU - Robert Jones (251-173, 13th season)  
 ..... MSU - Kevin Broadus (131-133, 9th season)

#### SETTING THE SCENE

Norfolk State (14-14, 7-4 MEAC) enters Saturday's contest following a 90-71 home win over S.C. State to improve to 7-4 in the MEAC rankings.

#### LAST TIME OUT

- FINAL: Norfolk State 75, Coppin State 69
- Anthony McComb III: 22 points (7-13 FG, 3-6 3PT, 5-7 FT)
- Additional double-digit scorers: Dian Wright-Forde (12), Elijah Jamison (12), Devon Ellis (10)
- TEAM STATS
  - FG%: NSU 45.1% | CSU 37.3%
  - 3PT FG%: NSU 31.6% | CSU 22.2%
  - Assists: NSU 7 | CSU 14
  - Bench Points: NSU 39 | CSU 10
  - Second Chance Points: NSU 12 | CSU 19


#### SPARTAN NEWS & NOTES

- Norfolk State improved its winning streak to five games
- NSU swept the season series against Coppin State
- Anthony McComb III sits 35 points away from 1,000 career points
- 17 of the Spartans 29 games have come down to 10 points or less with eight games of three points or fewer.

#### NORFOLK STATE IN THE MEAC STATS RANKINGS

- NSU enters the game as the MEAC's statistical leader in multiple categories:
- Norfolk State enters the weekend leading the MEAC in multiple categories:
  - Team Field Goal Percentage: 46.8% (770-1,647)
  - Team 3-Point Field Goal Percentage: 34.6% (175-506)
  - Three Spartans are averaging double figures in conference play:

### POTENTIAL STARTING FIVE



0	NEWTON	FRESHMAN   G	7	MCCOMB III	SENIOR   G	11	ELLIS	SENIOR   F	20	LEAKS	SOPHOMORE   G	23	LEWIS	SENIOR   F
MIN	15.5		MIN	34.1		MIN	26.7		MIN	23.4		MIN	18.1	
PPG	4.1		PPG	16.9		PPG	10.6		PPG	5.5		PPG	5.6	
FG%	.475		FG%	.423		FG%	.538		FG%	.344		FG%	.568	
REB	39		REB	128		REB	121		REB	96		REB	108	
AST	50		AST	40		AST	45		AST	44		STL	17	

# NORFOLK STATE MEN'S BASKETBALL NOTES

- Anthony McComb III – 17.0 ppg
- Elijah Jamison – 13.9 ppg
- Devon Ellis – 11.4 ppg

## Player Highlights

• **Anthony McComb III** leads NSU & the MEAC in scoring with 490 points through 29 games. He is averaging 16.9 ppg, and also leads the team with 128 rebounds (4.4 rpg).

- **Scoring:**
  - McComb - 4th - 16.9
  - Jamison - 5th - 14.5
  - Ellis - 11th - 10.6
- **Rebounding:**
  - McComb - 7th - 4.4
  - Ellis - 8th - 4.2
  - Lewis - 13th - 3.9
- **FG percentage**
  - McComb - 3rd - 42.3%
- **FT percentage**
  - Jamison - 6th - 79.9%
  - McComb - 7th - 78.3%
- **3-PT FG per game**
  - McComb - 6th - 2.0
- **Assists**
  - Jamison - 9th - 3.0
  - Newton - 13th - 2.1
  - Ellis - 22nd - 1.6
  - Leaks - 24th - 1.5
- **Blocked Shots**
  - Morris - 8th - 0.7
  - Jenkins - 14th - 0.5
  - Lewis - 15th - 0.5
  - Ellis - 23rd - 0.4
- **Steals**
  - McComb - 12th - 1.1
  - Leaks - 13th - 1.1
  - Jenkins - 15th - 1.0
  - Newton - 19th - 0.9

## CAREER MILESTONES

- **Road to 1,000 points**
  - Elijah Jamison - 1,025
  - Anthony McComb III - 965 - 35
  - Devon Ellis - 736
  - Keyontae Lewis - 670
  - Dian Wright-Forde - 656
- **Counting the Boards**
  - Keyontae Lewis - 530
  - Jaquel Morris - 370
  - Devon Ellis - 304
  - Elijah Jamison - 288
  - Anthony McComb III - 256
  - Dian Wright-Forde - 169
  - Mekhi Reid - 123

## A BAKERS DOZEN- 13 YEARS OF ROBERT JONES AS HEAD COACH

Since taking over the program in 2013, Robert Jones has elevated Norfolk State men's basketball into one of the most consistent and successful programs in HBCU basketball. Now in his 13th season in 2025–26, Jones owns a 248–173 (.589) overall record and an impressive 140–49 (.741) mark in Mid-Eastern Athletic Conference (MEAC) play.

Under his leadership, the Spartans have captured five MEAC regular-season titles and three tournament championships (2021, 2022, 2025), resulting in three NCAA Tournament appearances. A three-time MEAC Coach of the Year, Jones has developed 34 All-MEAC honorees, including three MEAC Players of the Year and several other major award winners.

## INSIDE THE 2025-26 ROSTER

The 2025–26 roster blends experienced returners and a deep group of newcomers. Veterans Jordan Leaks, My'Kel Jenkins, Melo Baines, and Dramane Camara headline the returning corps, bringing leadership and championship experience.

Jones and his staff have also assembled a talented incoming class of 10 newcomers, including two freshmen and eight transfers from across multiple levels of collegiate basketball. Local standout Adrean Newton (Norfolk, Va. / Maury HS) and Ahmad Torrence (New York, N.Y. / Thurgood Marshall Academy) highlight the freshman class.

Graduate transfer Dian Wright-Forde (Texas A&M–Corpus Christi) leads a veteran transfer group joined by Elijah Jamison (UNC Wilmington), Anthony McComb III (New Hampshire), Devon Ellis (Valparaiso), Jaquel Morris (St. Peter's), Keyontae Lewis (Wagner), Yel Deeng (Casper College), and Mekhi Reid (Mary Baldwin).

## YEAR IN REVIEW

The Spartans finished the 2024-25 season with a 24-11 overall and 11-3 in MEAC play, earning a share of the regular-season title before edging South Carolina State 66-65 in the championship game to clinch the conference crown and an NCAA Tournament berth, where NSU faced top-seeded Florida in the first round.

Norfolk State looks to build on last season's MEAC Championship and NCAA Tournament appearance as it pursues another title run under Jones' proven leadership.

# NORFOLK STATE MEN'S BASKETBALL NOTES

## 2025-26 SCHEDULE OUTLOOK

This year's slate features 31 contests, including 13 home games and 18 road matchups against a mix of Power Four and mid-major programs. Conference play will once again be a 14-game gauntlet beginning Jan. 3 at North Carolina Central in Durham, N.C.

## ROAD WARRIORS

- Norfolk State's 2025-26 slate features one of the toughest travel demands in program history.
- The Spartans are expected to log over 18,350 total miles in road and neutral-site travel this season.
- More than 17,370 miles are expected to be logged by air, highlighted by cross-country trips to Wyoming, No. 2 Arizona, Baylor and UTEP.
- NSU enters December as one of Division I's most well-traveled teams, logging multiple multi-state trips and extended road swings.

Date	Opponent	One-Way	Round Trip	Flying
11/11/2025	Old Dominion	4.4	8.8	
11/14/2025	Towson	258	516	
11/23/2025	Wyoming	1850	3700	3700
11/29/2025	Arizona	2300	4600	4600
12/6/2025	James Madison	227	454	
12/10/2025	Baylor	1396	2792	2792
12/18/2025	Atlanta	578	578	578
12/21/2025	ATL - El Paso	1422	1422	1422
12/22/2025	El Paso - ORF	1984	1984	1984
12/28/2025	Louisiana	1149	2298	2298
			<b>18352.8</b>	<b>17374</b>

## Opponent Scout

### NSU VS. MORGAN STATE

- Monday marks the 71st all-time meeting between the programs.
- Norfolk State leads the series 50-20 after falling earlier this season at Echols Hall, 79-78.
- The series dates back to the 1959-60 season.
- NSU won five of the last seven meetings.

### BEARS SCOUT

- Morgan State enters the matchup with a 12-15 overall record and an 8-4 MEAC mark.
- MSU last played Howard on Saturday, Feb. 28 falling to the Bison 84-59.
- Elijah Davis led MSU with 19 points shooting 5-15 from the field, 9-11 from the free throw line.
- Eugene Alvin added 18 points to join Davis in double figures.
- Alvin also led the team in rebounds with 11 in the game for a double double.
- Alfred Worrell leads the Bears in scoring with 469 points averaging 17.4 points per game which ranks second in the MEAC.
- Meeks leads MSU 158 rebounds on the season averaging 5.9 per game.
- MSU averages 75.1 points per game as a team while allowing opponents 78.6 ppg.
- The team shoots 42.6% on FGA, 32.9% on 3FG, and 73.8% at the FT line.
- Head coach Kevin Broadus is in his 9th season leading the Bears with a 131-133 record.

### Series Information

All-Time Record .....50-20  
 Last Meeting .....L, 78-79 (Jan. 26, 26)  
 Last MSU Win.....78-79 (Jan. 26, 26)  
 Current Streak.....L1

### Tale of the Tape

	NSU	MSU
<b>Scoring</b>		
Total Points	2203	2028
Points Per Game	76.0	75.1
Scoring Margin	3.6	-3.5
<b>Shooting</b>		
FG: Made-Attempted	770-1647	676-1586
FG: Percentage	.468	.426
3PT: Made-Attempted	175-506	183-557
3PT: Percentage	.347	.329
FT: Made-Attempted	488-714	493-668
FT: Percentage	.683	.738
<b>Rebounding</b>		
Per Game	34.4	34.7
Margin	1.6	-1.2
<b>Assists</b>		
Per Game	11.8	13.2
<b>Turnovers</b>		
Per Game	12.4	12.9
Assist/Turnover Ratio	1.0	1.0
<b>Steals</b>		
Per Game	7.2	5.2
<b>Blocks</b>		
Per Game	3.1	3.5

# NORFOLK STATE MEN'S BASKETBALL ROSTER & QUICK FACTS

## NSU Quick Facts

### General Information

Location.....Norfolk, Va.  
 Founded.....1935  
 Enrollment.....5,601  
 Nickname.....Spartans  
 School Colors.....Green & Gold  
 Affiliation.....NCAA Division I  
 Conference.....Mid-Eastern Athletic (MEAC)  
 Home Arena.....Joseph Echols Hall (4,500)  
 President.....Dr. Javaune Adams-Gaston  
 Athletics Director.....Dr. Melody Webb  
 Athletics Phone.....(757) 823-8152  
 Ticket Office.....(757) 823-9009

### Sports Information

Asst. AD/MBB Contact.....Alysse Scriptor  
 Phone.....(757) 705-4532  
 Email.....akscrip@nsu.edu  
 Web site.....www.NSUSpartans.com  
 Twitter.....@NSUSpartans  
 Instagram.....NSUAthletics  
 Address:.....NSU Office of Sports Information  
 .....700 Park Ave., Norfolk, VA 23504

### Coaching Staff

Head Coach.....Robert Jones  
 Alma Mater.....SUNY-New Paltz '02  
 Record at NSU.....251-173 (13th Season)  
 Career Record.....Same  
 Office Phone.....(757) 823-9192  
 Associate Head Coach.....Jamal Brown  
 Alma Mater.....South Carolina State '97  
 Office Phone.....(757) 823-8441  
 Assistant Coach.....C.J. Clemons  
 Alma Mater.....NSU '05  
 Office Phone.....(757) 823-2693  
 Assistant Coach.....Leonard Fairley  
 Alma Mater.....NSU '17  
 Assistant Coach.....Kyonze Chavis  
 Alma Mater.....NSU '21  
 Assistant Coach.....Corey Coffey  
 Alma Mater.....NSU '12

### Team Information

2024-25 Overall Record.....24-11  
 2024-25 MEAC Record/Finish.....11-3/T1st  
 Starters Returning/Lost.....0/5  
 Letterwinners Returning/Lost.....4/9  
 Newcomers.....10

## NSU 2025-26 Roster

No.	Name	Pos.	Ht.	Wt.	Cl.	Hometown/Previous School
0	Adrean Newton	G	6-0	165	Fr.	Norfolk, Va. / Maury HS
1	Dian Wright-Forde	G	6-3	215	Gr.	Bay Shore, N.Y. / TX A&M Corpus Cristi
2	Elijah Jamison	G	6-3	195	Sr.	Louisburg, N.C. / UNC Wilmington
3	My'kel Jenkins	G	6-5	180	R-Fr.	Tarboro, N.C. / Woodside HS
6	Melo Baines	F	6-8	225	So.	Norfolk, Va. / Lake Taylor HS
7	Anthony McComb III	G	6-3	180	Sr.	Dayton, Ohio / New Hampshire
11	Devon Ellis	F	6-7	225	Sr.	Schaumburg, Ill. / Valparaiso
13	Ahmad Torrence	G	6-5	200	Fr.	New York, N.Y. / Thurgood Marshall Acad.
20	Jordan Leaks	G	6-3	170	R-So.	Hampton, Va. / Phoebus HS
21	Jaquel Morris	F	6-8	220	Sr.	Brooklyn, N.Y. / St. Peter's
22	Mekhi Reid	G	6-4	175	R-Jr.	Virginia Beach, VA / Mary Baldwin
23	Keyontae Lewis	F	6-9	260	Sr.	Richmond, Va. / Wagner
35	Dramane Camara	G	6-6	215	Jr.	Paris, France / DePaul

### Head Coach:

Robert Jones (SUNY-New Paltz '02, 13th Season)

### Associate Head Coach:

Jamal Brown (S.C. State '97, 10th Season)

### Assistant Coaches:

C.J. Clemons (NSU '05, 12th Season)

Leonard Fairley (NSU '17, 8th Season)

Kyonze Chavis (NSU '21, 1st Season)

Corey Coffey (NSU '12, 1st Season)

Kelvin Hawkins (NSU '90, 23rd Season)


## Pronunciation Guide

Spell It	Say It		
DIAN WRIGHT-FORDE	Dee-inn Right-Ford	MEKHI Reid	Meh-kai
MY'KEL Jenkins	MY-kell	JAQUEL Morris	Jah-qwell
MELO Baines	MELLOW	KEYONTAE Lewis	Key-On-Tay
DEVON Ellis	Dehv-ON	KYONZE CHAVIS	Key-On-Zay Chay-Vis
AHMAD Torrence	Uh-Mawd		

# NSU Radio/TV Spot Chart



**#0 Adrean Newton**  
6-0, 165, Fr., G  
Norfolk, Va.  
Maury HS



**#1 Dian Wright-Forde**  
6-3, 215, Gr., G  
Bay Shore, N.Y.  
Texas A&M Corpus Christi



**#2 Elijah "EJ" Jamison**  
6-3, 195, Sr., G  
Louisburg, N.C.  
UNC Wilmington



**#3 My'kel Jenkins**  
6-3, 180, RFr., G  
Tarboro, N.C.  
Woodside HS



**#6 Melo Baines**  
6-8, 225, So., F  
Norfolk, Va.  
Lake Taylor HS



**#7 Anthony McComb III**  
6-11, 210, Sr., F  
High Point, N.C.  
New Hampshire



**#11 Devon Ellis**  
6-7, 225, Sr., F  
Schamburg, Ill.  
Valparaiso



**#13 Ahmad Torrence**  
6-5, 200, Fr., G  
New York, N.Y.  
Thurgood Marshall Acad.



**#20 Jordan Leaks**  
6-3, 170, RSo., G  
Hampton, Va.  
Phoebus HS



**#21 Jaquel Morris**  
6-8, 220, Sr., F  
Brooklyn, N.Y.  
St. Peter's



**#22 Mekhi Reid**  
6-4, 170, RJr., G  
Virginia Beach, Va.  
Mary Baldwin



**#23 Keyontae Lewis**  
6-9, 260, Sr., F  
Richmond, Va.  
Wagner



**#35 Dramane Camara**  
6-6, 215, Jr., G  
Paris, France  
DePaul



**Robert Jones**  
Head Coach



**Jamal Brown**  
Associate Head Coach



**C.J. Clemons**  
Assistant Coach



**Leonard Fairley**  
Assistant Coach



**Kyonze Chavis**  
Assistant Coach



**Corey Coffey**  
Assistant Coach

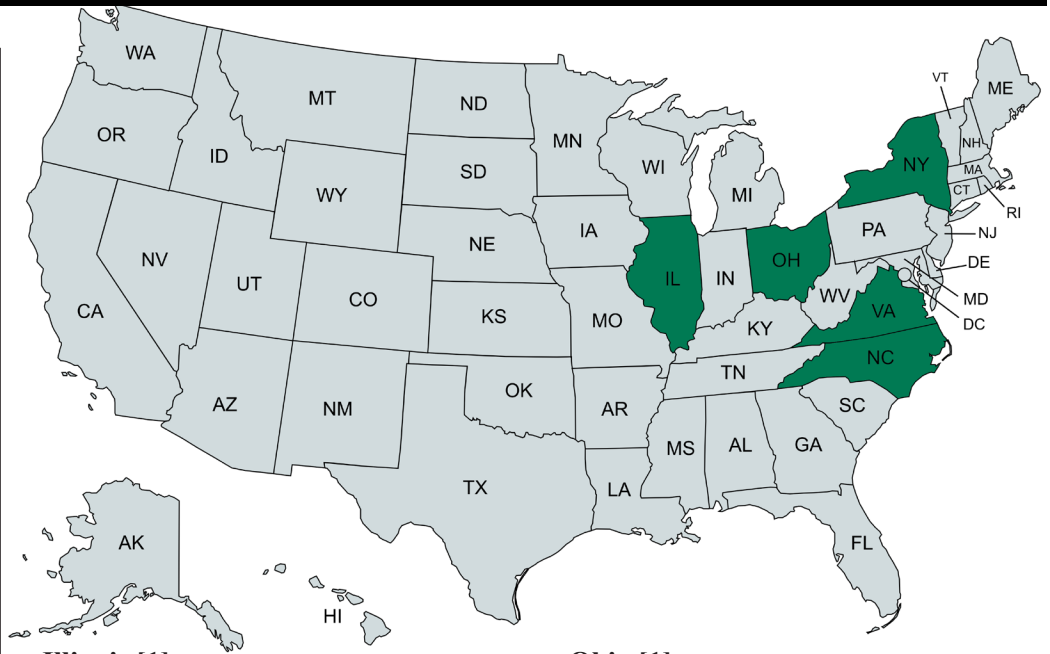


**Kelvin Hawkins**  
Special Asst. to Head Coach

# ROSTER MAP



**France [1]**  
Dramane Camara (Paris)



**Illinois [1]**  
Devon Ellis (Schaumburg)

**Ohio [1]**  
Anthony McComb III (Dayton)

**New York [3]**  
Dian Wright-Forde (Bay Shore)  
Ahmad Torrence (New York)  
Jaquel Morris (Brooklyn)

**North Carolina [2]**  
Elijah Jamison (Louisburg)  
My'kel Jenkins (Tarboro)

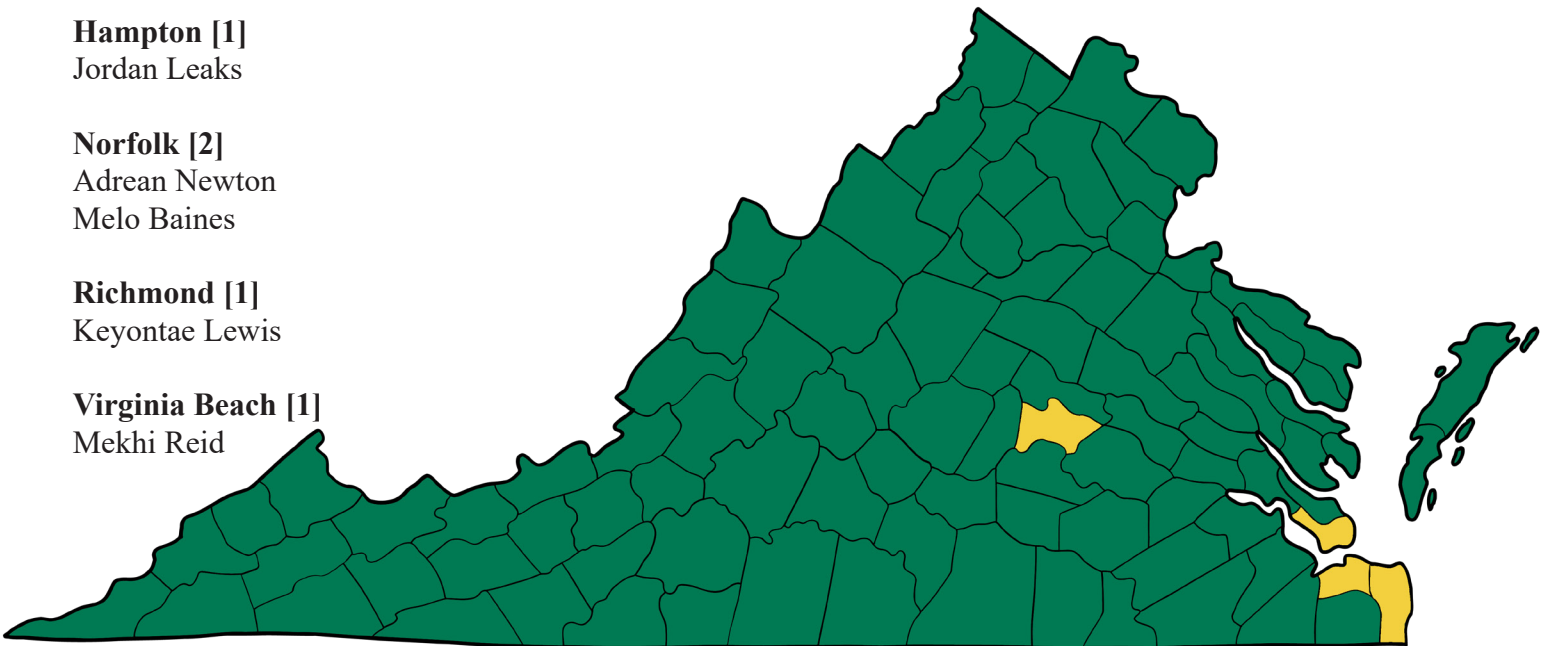
## VIRGINIA [5]

**Hampton [1]**  
Jordan Leaks

**Norfolk [2]**  
Adrean Newton  
Melo Baines

**Richmond [1]**  
Keyontae Lewis

**Virginia Beach [1]**  
Mekhi Reid



# Spartan Career Highs

<p><b>#0 Adrean Newton</b>  <b>Points</b> .....14, vs. Regent (11/5/25)  <b>FG Made</b> .....6, vs. Regent (11/5/25)  <b>FG Att.</b> .....10, vs. Regent (11/5/25)  <b>3 PT FG Made</b> .....2 (2x), last vs. Jackson St. (12/19/25)  <b>3 PT FG Att.</b> .....2 (5x), last vs. Delaware State (2/14/26)  <b>FT Made</b> .....4, vs. Washington Adventist (11/3/25)  <b>FT Att.</b> .....4 (3x), last at Delaware St. (1/10/26)  <b>Rebounds</b> .....7, vs. Delaware State (2/14/26)  <b>Assists</b> .....7, vs. Jackson St. (12/19/25)  <b>Steals</b> .....3, vs. Regent (11/5/25)  <b>Blocks</b> .....1, at Coppin State (2/28/26)  <b>Minutes</b> .....29, at Delaware St. (1/10/26)</p>	<p><b>#1 Dian Wright-Forde (* at TX-Corpus Christi)</b>  <b>Points</b> .....23, at New Orleans (1/13/24)*  <b>FG Made</b> .....9, vs. UT Rio Grande Valley (12/6/23)*  <b>FG Att.</b> .....17, at New Orleans (1/13/24)*  <b>3 PT FG Made</b> .....3, at New Orleans (1/13/24)*  <b>3 PT FG Att.</b> .....5 (3x), last at Northwestern St. (3/9/25)*  <b>FT Made</b> .....10, at New Orleans (1/13/24)*  <b>FT Att.</b> .....10 (2x), last at Northwestern St. (3/9/25)*  <b>Rebounds</b> .....6 (2x), last vs. Morgan State (1/26/26)  <b>Assists</b> .....5 (2x), last at New Orleans (1/6/25)*  <b>Steals</b> .....3 (5x), last vs. Coppin State (1/24/26)  <b>Blocks</b> .....3, vs. East Texas A&amp;M (2/17/24)*  <b>Minutes</b> .....31, vs. Nicholls (1/20/24)*</p>	<p><b>#2 Elijah Jamison (* at Milwaukee)</b>  <b>Points</b> .....30, vs. Jackson St. (12/19/25)  <b>FG Made</b> .....10, vs. Grambling St. (12/18/25)  <b>FG Att.</b> .....21, vs. Grambling St. (12/18/25)  <b>3 PT FG Made</b> .....5 (2x), last vs. Jackson St. (12/19/25)  <b>3 PT FG Att.</b> .....9, at No. Kentucky (1/18/24)*  <b>FT Made</b> .....10, vs. Coppin State (1/24/26)  <b>FT Att.</b> .....13, vs. Coppin State (1/24/26)  <b>Rebounds</b> .....7 (3x), last vs. Stetson (3/19/23)*  <b>Assists</b> .....11, vs. Va.-Lynchburg (11/25/25)  <b>Steals</b> .....4, vs. Milwaukee Sch. of Eng. (11/7/22)*  <b>Blocks</b> .....1 (6x), last at Wyoming (11/23/25)  <b>Minutes</b> .....39, vs. Chattanooga (12/22/23)*</p>
<p><b>#3 My'kel Jenkins</b>  <b>Points</b> .....15 (2x), last vs. William &amp; Mary (11/8/25)  <b>FG Made</b> .....6, vs. Washington Adventist (11/3/25)  <b>FG Att.</b> .....10, vs. William &amp; Mary (11/8/25)  <b>3 PT FG Made</b> .....4, vs. William &amp; Mary (11/8/25)  <b>3 PT FG Att.</b> .....8, vs. William &amp; Mary (11/8/25)  <b>FT Made</b> .....4 (2x), at S.C. State (1/17/26)  <b>FT Att.</b> .....5, at S.C. State (1/17/26)  <b>Rebounds</b> .....7, vs. William &amp; Mary (11/8/25)  <b>Assists</b> .....3 (3x), last vs. Morgan State (1/26/26)  <b>Steals</b> .....3 (2x), last at S.C. State (1/17/26)  <b>Blocks</b> .....2, at N.C. Central (1/3/26)  <b>Minutes</b> .....30, vs. William &amp; Mary (11/8/25)</p>	<p><b>#6 Melo Baines</b>  <b>Points</b> .....30, vs. Va.-Lynchburg (11/25/25)  <b>FG Made</b> .....15, vs. Va.-Lynchburg (11/25/25)  <b>FG Att.</b> .....15, vs. Va.-Lynchburg (11/25/25)  <b>3 PT FG Made</b> ..... N/A  <b>3 PT FG Att.</b> ..... 1, vs. Florida (3/21/25)  <b>FT Made</b> ..... 4, vs. N.C. Central (2/7/26)  <b>FT Att.</b> ..... 4 (5x), last vs. N.C. Central (2/7/26)  <b>Rebounds</b> ..... 8, vs. Washington Adventist (1/20/25)  <b>Assists</b> ..... 1 (4x), last vs. Va.-Lynchburg (11/25/25)  <b>Steals</b> ..... 2, at Coppin State (2/22/25)  <b>Blocks</b> ..... 1 (4x), last vs. Coppin State (1/24/26)  <b>Minutes</b> ..... 20, vs. Washington Adventist (1/20/25)</p>	<p><b>#7 Anthony McComb III (* at New Hampshire)</b>  <b>Points</b> .....29, vs. Coppin State (1/24/26)  <b>FG Made</b> .....10, vs. Coppin State (1/24/26)  <b>FG Att.</b> .....22, vs. Endicott (11/20/24)*  <b>3 PT FG Made</b> .....6, vs. Coppin State (1/24/26)  <b>3 PT FG Att.</b> .....11, vs. Coppin State (1/24/26)  <b>FT Made</b> .....14, at S.C. State (1/17/26)  <b>FT Att.</b> .....16, vs. Jackson St. (12/19/25)  <b>Rebounds</b> .....9 (2x), last vs. Va.-Lynchburg (11/25/25)  <b>Assists</b> .....6, vs. Coppin State (1/24/26)  <b>Steals</b> .....3 (5x), last vs. Coppin State (1/24/26)  <b>Blocks</b> .....2 (2x), last vs. Va.-Lynchburg (11/25/25)  <b>Minutes</b> .....38 (3x), last at Coppin State (2/28/26)</p>
<p><b>#11 Devon Ellis (* at Valparaiso / ** at UMES)</b>  <b>Points</b> .....22 at Morgan State (2/17/24)**  <b>FG Made</b> .....8 (8x), last at James Madison (12/6/25)  <b>FG Att.</b> .....15 (2x), last at N.C. Central (1/3/26)  <b>3 Pt. FG Made</b> .....3, at UMES (2/16/26)  <b>3 Pt. FG Att.</b> .....4, vs. Grambling St. (12/18/25)  <b>FT Made</b> .....8 (2x), last vs. Coppin State (1/24/26)  <b>FT Att.</b> .....11 vs. Cleveland State (11/12/24)*  <b>Rebounds</b> .....12 at Coppin State (1/8/24)**  <b>Assists</b> .....6, vs. Va.-Lynchburg (11/25/25)  <b>Steals</b> .....4, vs. Regent (11/5/25)  <b>Blocks</b> .....2 (4x), last at Howard (1/31/26)  <b>Minutes</b> .....37, vs. Delaware State (2/14/26)</p>	<p><b>#13 Ahmad Torrence</b>  <b>Points</b> .....3, vs. Washington Adventist (11/3/25)  <b>FG Made</b> .....1, vs. Regent (11/5/25)  <b>FG Att.</b> .....4, vs. Regent (11/5/25)  <b>3 PT FG Made</b> .....N/A  <b>3 PT FG Att.</b> .....1, vs. Regent (11/5/25)  <b>FT Made</b> .....3, vs. Washington Adventist (11/3/25)  <b>FT Att.</b> .....4, vs. Washington Adventist (11/3/25)  <b>Rebounds</b> .....1 (2x), last vs. Regent (11/5/25)  <b>Assists</b> .....N/A  <b>Steals</b> .....N/A  <b>Blocks</b> .....N/A  <b>Minutes</b> .....15, vs. Regent (11/5/25)</p>	<p><b>#14 Yel Deeng</b>  <b>Points</b> .....5, at Arizona (11/29/25)  <b>FG Made</b> .....2, vs. Va.-Lynchburg (11/25/25)  <b>FG Att.</b> .....4, at Arizona (11/29/25)  <b>3 PT FG Made</b> .....1 (2x), at Arizona (11/29/25)  <b>3 PT FG Att.</b> .....3 (2x), at Arizona (11/29/25)  <b>FT Made</b> .....N/A  <b>FT Att.</b> .....N/A  <b>Rebounds</b> .....5, at Arizona (11/29/25)  <b>Assists</b> .....1, at Arizona (11/29/25)  <b>Steals</b> .....1, at Old Dominion (11/11/25)  <b>Blocks</b> .....1 (4x), last vs. Grambling St. (12/18/25)  <b>Minutes</b> .....15, at Wyoming (11/23/25)</p>
<p><b>#15/22 Mekhi Reid (* at Mary Baldwin)</b>  <b>Points</b> .....18, vs. Wilson (11/21/23)*  <b>FG Made</b> .....7 (2x), last at Pfeiffer (2/10/24)*  <b>FG Att.</b> .....10 (2x), last at CWRU (3/01/24)*  <b>3 PT FG Made</b> .....1 (2x), vs. Coppin State (1/24/26)  <b>3 PT FG Att.</b> .....3, vs. Va.-Lynchburg (11/25/25)  <b>FT Made</b> .....6, vs. Bridgewater (VA) (11/08/23)*  <b>FT Att.</b> .....8, vs. Bridgewater (VA) (11/08/23)*  <b>Rebounds</b> .....10, at Randolph (12/09/23)*  <b>Assists</b> .....2 (4x), last vs. Greensboro (2/14/24)*  <b>Steals</b> .....2 (6x), last vs. Va.-Lynchburg (11/25/25)  <b>Blocks</b> .....2 (4x), last vs. William Peace (1/13/24)*  <b>Minutes</b> .....28, vs Dallas (11/18/23)*</p>	<p><b>#20 Jordan Leaks</b>  <b>Points</b> .....16, at Louisiana (12/28/25)  <b>FG Made</b> .....5 (3x), last at Howard (1/31/26)  <b>FG Att.</b> .....13, at Louisiana (12/28/25)  <b>3 PT FG Made</b> .....4, at Louisiana (12/28/25)  <b>3 PT FG Att.</b> .....9, at Louisiana (12/28/25)  <b>FT Made</b> .....4, at Louisiana (12/28/25)  <b>FT Att.</b> .....8 (2x), last at S.C. State (1/17/26)  <b>Rebounds</b> .....10, at James Madison (12/6/25)  <b>Assists</b> .....6, vs. Regent (11/5/25)  <b>Steals</b> .....4 (3x), last vs S.C. State (2/21/26)  <b>Blocks</b> .....1 (5x), last at UMES (2/16/26)  <b>Minutes</b> .....37, at Louisiana (12/28/25)</p>	<p><b>#21 Jaquel Morris (* at St. Peter's / ** at Miami OH)</b>  <b>Points</b> .....23, vs. Morgan State (1/26/26)  <b>FG Made</b> .....11, vs. Morgan State (1/26/26)  <b>FG Att.</b> .....12, vs. Morgan State (1/26/26)  <b>3 Pt. FG Made</b> ..... N/A  <b>3 Pt. FG Att.</b> ..... 1, vs. Toledo (3/5/24)**  <b>FT Made</b> ..... 6, vs. Jackson St. (12/19/25)  <b>FT Att.</b> ..... 8 (2x), last vs. Coppin State (1/24/26)  <b>Rebounds</b> ..... 13, vs. Merrimack (1/23/25)*  <b>Assists</b> ..... 4, at Wright State (12/19/23)**  <b>Steals</b> ..... 3, vs. Wilberforce (12/29/23)**  <b>Blocks</b> ..... 4, vs. Eastern Illinois (11/19/23)**  <b>Minutes</b> ..... 32 (2x), last vs. Merrimack (1/23/25)*</p>
<p><b>#23 Keyontae Lewis (* at Wagner)</b>  <b>Points</b> .....19, at La Salle (11/12/22)*  <b>FG Made</b> .....8, at Delaware St. (1/10/26)  <b>FG Att.</b> .....15, at La Salle (11/22/22)*  <b>3 Pt. FG Made</b> .....1 (2x), last at Georgetown (11/26/24)*  <b>3 Pt. FG Att.</b> ..... 1 (3x), last vs. Coppin State (12/04/24)*  <b>FT Made</b> ..... 7 (3x), last vs. Wash. Adventist (11/3/25)  <b>FT Att.</b> ..... 10, vs. Washington Adventist (11/3/25)  <b>Rebounds</b> ..... 12, vs. Saint Francis (1/20/25)*  <b>Assists</b> ..... 3, vs. Jackson St. (12/19/25)  <b>Steals</b> ..... 3 (2X), vs. UMES (1/12/26)  <b>Blocks</b> ..... 3 (4x), last vs. Howard (3/19/24)*  <b>Minutes</b> ..... 39, vs. Saint Francis (1/20/25)*</p>	<p><b>#35 Dramane Camara (* at DePaul)</b>  <b>Points</b> .....11, vs. Penn St. Wilkes/Barre (11/4/24)  <b>FG Made</b> .....3 (2x), last: vs. VUL (11/6/24)  <b>FG Att.</b> .....10, vs. Virginia Lynchburg (11/6/24)  <b>3 PT FG Made</b> .....3, vs. Penn St. Wilkes/Barre (11/4/24)  <b>3 PT FG Att.</b> .....6, vs. Penn St. Wilkes/Barre (11/4/24)  <b>FT Made</b> .....2 (3x), last: vs. WAU (1/20/25)  <b>FT Att.</b> .....3, vs. Creighton (1/9/24)*  <b>Rebounds</b> .....10, vs. Virginia Lynchburg (11/6/24)  <b>Assists</b> .....2, vs. JMU (11/9/24)  <b>Steals</b> .....3, vs. Washington Adventist (1/20/25)  <b>Blocks</b> .....N/A  <b>Minutes</b> .....29, vs. Virginia Lynchburg (11/6/24)</p>	

# Head Coach Robert Jones



Head coach Robert Jones sets out on his 13th season leading the Norfolk State men's basketball program in 2025-26 and his 19th year overall with the Spartans. Over the course of his decorated career, Jones has racked up over 200 wins, secured three MEAC Tournament titles, and received three MEAC Coach of the Year awards.

Jones produced another exceptional season in 2024-25, sweeping the MEAC regular season and tournament titles to clinch an NCAA Tournament berth. The Spartans achieved the feat despite losing six letterwinners from the

previous season.

Norfolk State produced a 24-11 overall record for the second consecutive season, going 11-3 to secure a share of the Spartans' fifth MEAC regular season championship of Jones' tenure. The Spartans came from behind in the MEAC Semifinal and Final, defeating South Carolina State 66-65 in a title game for the ages.

Jones continues to identify tremendous talent, bringing in the second consecutive MEAC Newcomer of the Year award winner for NSU: Brian Moore Jr. Moore averaged 18.1 points per game while shooting 54.5 percent from the floor and 39.4 percent from behind the arc during the 2024-25 campaign, becoming just the second Spartan ever to win the College Insider Lou Henson Mid-Major Player of the Year award.

Jones led Norfolk State to its first nonconference postseason championship in the program's Division I history in 2024, defeating Purdue Fort-Wayne 75-67 in the CollegeInsider.com Tournament (CIT) title game. Christian Ings earned MVP honors for the event, helping the Spartans erase an 18-point deficit in the championship showdown.

Commanding NSU to a 24-11 overall record in 2023-24, Jones earned his third MEAC Coach of the Year accolade, as Norfolk State guard Jamarii Thomas took MEAC Player of the Year honors. Posting an 11-3 record in conference play, the Spartans earned their fourth MEAC regular season title of Jones' tenure.

Norfolk State completed a nonconference slate that included a thrilling 63-60 win at VCU, the Spartans' first victory over the Rams since 1972. NSU also secured took down Hampton 75-68 at Echols Hall, the team's third consecutive triumph in the Battle of the Bay rivalry.

Jones has led NSU to a .747-win percentage in league play – fifth in the nation among coaches who have spent at least five years at their current institution – and made nine postseason appearances in 11 years of postseason play.

Jones led Norfolk State to the MEAC Final in 2023, finishing the year with a 22-11 overall record. The Spartans went 9-5 in conference play, earning the No. 3 seed in the MEAC Tournament. NSU defeated No. 6 seed Coppin State 73-56 in the quarterfinal round and won an overtime thriller 72-65 over North Carolina Central the next day to earn an appearance in the championship game. The Spartans nearly pulled off a third victory in three days, falling 65-64 to Howard in the title bout.

During the 2022-23 season, Norfolk State shined on some of the brightest stages, winning multiple games at showcase events. The Spartans defeated Alabama A&M 89-83 at the ATL Has Something to Say HBCU Challenge (Atlanta, Ga.), before besting Hampton 78-66 and North Carolina A&T (70-66) in the Boost Mobile HBCU Challenge Hosted by

Chris Paul (Las Vegas, Nev.). NSU beat Hampton a second time 83-71 on Feb. 4 for the Invesco QQQ Legacy Classic (Newark, N.J.), hosted by Michael B. Jordan.

NSU guard Joe Bryant Jr. was named MEAC Player of the Year and BOXTOROW HBCU National Player of the Year for a second consecutive season in 2022-23, while senior Kris Bankston also earned All-MEAC First Team and BOXTOROW All-America First Team honors. Both players were also selected to participate in the prestigious Portsmouth Invitational Tournament (PIT).

CollegeInsider.com named Jones a finalist for the 2022-23 Ben Jobe National Coach of the Year and Skip Prosser Man of the Year awards. He was also selected to coach the 2nd Annual "Classic for Columbus" Basketball All-Star Game & Extravaganza, an all-star event that two of his players participated in as well (Bryant and Bankston).

Jones earned MEAC Coach of the Year honors for the second time of his career in 2022, leading the Spartans to a MEAC regular season title with a 12-2 conference record. The team finished 24-7 overall, its winningest season since the 2011-12 campaign, defeating Coppin State 72-57 in the MEAC Championship to clinch a berth in the NCAA Tournament. Jones was named MEAC Tournament Most Outstanding Coach for the second consecutive year.

Norfolk State began the season 9-1, its best start in the program's Division I history and the best-ever start at the Division I level for any MEAC program past or present. The Spartans defeated teams from the Ohio Valley, Mid-American, CAA, Big South, and SWAC during a dominant non-conference stretch. College Insider ranked NSU 16th in its final mid-major poll of the season.

During the historic season, three of Jones' players received All-MEAC honors. Bankston and Jalen Hawkins landed on the conference's second and third teams, respectively, while Bryant earned a spot on the first team. Bryant was named MEAC Player of the Year, the fourth recipient in Norfolk State program history,

In addition to his MEAC accolades, Jones was named the Ben Jobe HBCU Division I Coach of the Year and BOXTOROW Co-Coach of the Year, and was presented the College Insider Hugh Durham Award, presented annually to the top Division I mid-major coach in college basketball. He was also selected as the head coach of Team McLendon at the inaugural HBCU All-Star Game, leading the squad to a 79-75 victory.

Jones headed HBCUnited during an impressive run of The Basketball Tournament in July of 2022. The team defeated the region's No. 1 and No. 5-seeded squads at Rucker Park in Jones' hometown New York City.

After serving as an assistant coach on NSU's first NCAA Tournament squad, Jones led the 2020-21 team to a share of the MEAC Northern Division title (8-4) in addition to the MEAC Championship. It marked the

first time NSU won both the regular season and tournament titles in the same year. The Spartans went on to defeat Appalachian State, becoming the only current MEAC school to win two games in the NCAA Tournament. The program was named



# Head Coach Robert Jones



the HBCU Large School National Champion by the Black College Sports Network (BCSN).

Jones was named the MEAC Tournament Most Outstanding Coach and the HBCU Co-Coach of the Year by HBCU All-Stars LLC/CBS Sports. He was a finalist for three CollegelInsider awards: Ben Jobe (top minority coach), Hugh Durham (top mid-major coach), and Skip Prosser (success on the court and integrity off the court). NSU went 17-8 overall in 2020-21, his seventh .500 or better overall record in eight years as head coach.

Jones led the Spartans to their second-ever regular season title in 2018-19 at 14-2, the second-most wins in the league in program history. NSU finished 22-14 overall for the most wins in Jones' tenure and the second-most in the program's Division I history. It also marked his second 20-win season along with the 2014-15 campaign. The Spartans capped it off by defeating No. 1 seed Alabama in the NIT first round, regarded as perhaps the biggest upset by point spread in NIT history.

In addition to earning the MEAC Coach of the Year Award, Jones was named the NABC District 15 Coach of the Year and the Skip Prosser Award winner. He later received the Norfolk Sports Club's President's Award for 2019, given in special acknowledgment and recognition of outstanding achievement.

He followed that campaign up with another strong season in 2019-20. NSU finished tied for second in the league standings at 12-4. They did the same in 2014-15, 2015-16 and 2016-17, each year posting the same 12-4 record with a second-place finish. The Spartans have been no worse than tied for fourth in the league during his tenure, that coming in 2017-18 with an 11-5 MEAC record and 13 teams in the league. They finished 11-5 and tied for third in Jones' first year in 2013-14 as well.

**Jones' overall head coaching mark now stands at 251-173, including 143-49 in MEAC play.**

NSU took part in the CollegelInsider.com tournament for four seasons from 2014-17, before returning to the event in 2024. The program has made 10 postseason berths at the Division I level altogether, including eight under Jones and one each in 2012 (NCAA) and 2013 (NIT) during his last two years as an assistant coach.

Only once in Jones' 17 seasons as either an assistant or head coach has NSU finished outside the top 4 in the regular season standings. In fact, Norfolk State is currently fourth in the nation in D-I basketball for the longest streak of .500-or-better conference records, now at 26 years and counting heading into the 2024-25 campaign. Every other team in the MEAC has had at least one losing conference record since 2017-18. NSU is also tied for fifth for most consecutive top 4 conference finishes (13th) in the nation.

Jones has been named a finalist for the Ben Jobe Award a total of nine times, winning the award 2022. He was a finalist in 2019 for the Hugh Durham Award and in 2014 for the Joe B. Hall Award, presented by CollegelInsider to the most outstanding first-year D-I head coach.

He has coached numerous outstanding players during his time at NSU, including 34 All-MEAC honorees as head coach. NSU had a first-team player nine times out of 10 years from 2008-17, and at least one all-conference honoree every year except one from 2004 until now. In 2018-19, the Spartans had a program record five players earn All-MEAC honors.

In Jones' first year in 2013-14, meanwhile, senior Pendarvis Williams was named AP All-America honorable mention and also earned a spot on the Lou Henson All-America Team for mid-major players. He later competed in the Reese's College All-Star Game at the 2014 Final Four and with the Houston Rockets Summer League team in Las Vegas before going on to a professional career in the NBA G League and Europe.

Williams is also one of numerous players Jones has coached at Norfolk State who have gone on to play professionally, including eight-year NBA veteran Kyle O'Quinn. Just during his head coaching tenure, a total of 20 players have finished their NSU careers and competed professionally.

Under Jones, NSU has set D-I program records for best scoring margin and turnover margin (four times), rebounds per game, fewest turnovers per game, best turnover margin, points, field goals, 3-pointers, 3-point field goal attempts, and 3-point field goal percentage (three times each); rebounds, assists, assist-turnover ratio, field goal attempts, and fewest losses (all twice); and field goal percentage, steals, assist average, defensive field goal percentage, best rebounding margin, free throws made and free throw percentage (all once). In 2022-23, NSU averaged 75.8 points per game, the program's most since 1999-2000.

Jones was named the interim head coach of the NSU basketball team on April 15, 2013, following the departure of former head coach Anthony Evans. A former assistant coach with the Spartans, Jones' interim title was removed in February of 2014 during that first year leading the program.

During the 2012-13 season, Jones served as the associate head coach. It marked his sixth straight year as an assistant coach with the program, all under Evans. It was the last two years of that tenure, though, that the Spartans really began to flourish.

After capturing the MEAC tournament title in 2012 and upsetting No. 2 seed Missouri in the NCAA Tournament, the Spartans captured the conference's regular season title in 2013 with a 16-0 record and earned the league's automatic bid to the NIT. It marked just the fourth time ever a MEAC school ran the table during the regular season, a remarkable accomplishment considering NSU lost four of its five starters from that 2012 championship team.

The Spartans won their first regular-season title since finishing in a tie for first in the CIAA Northern Division in 1994-95. They were also one of three schools nationally in 2012-13 to go undefeated in conference play along with Gonzaga and Memphis. Heading into the MEAC tournament, NSU's 15-game win streak stood as the second-longest in the nation at the time.

NSU went 21-12 overall in 2012-13, the second 20-win season in two years after its 26-10 campaign during the 2011-12 campaign.

During his six-year tenure as an assistant coach, two of Jones' primary responsibilities included developing the perimeter players and serving as the team's recruiting coordinator. His prowess on the recruiting trail was key to NSU making a turnaround beginning in 2011-12, and the story of his biggest catch was played out in the national media during NSU's 86-84

# Head Coach Robert Jones

upset of Missouri that season.

The star of the game, senior center O'Quinn, was one of Jones' first recruits at NSU. Making the story headline-worthy was the fact O'Quinn, an unheralded high school player who only really played his senior year, received one D-I offer in high school – that from the Spartan basketball program.

O'Quinn became the centerpiece of the 2011-12 team that won its first-ever MEAC title and finished with the most wins (26) in 17 years. His stock continued to rise following a very successful senior year, including his 26-point, 14-rebound effort against the Tigers, as well as through his MVP performance at the Portsmouth Invitational. The Orlando Magic later selected O'Quinn with the 49th overall pick in the 2012 NBA Draft, NSU's first draft pick since 1988.

O'Quinn made his regular season debut with the Magic on Nov. 2, 2012 against Denver, becoming the first NSU player to appear in a regular season NBA game since David Pope during the 1985-86 campaign. That same year back at NSU, Pendarvis Williams followed in O'Quinn's footsteps by being named the 2013 MEAC Player of the Year one season after O'Quinn captured the award.

After arriving at NSU following the promotion of Evans to the head coaching position in 2007, Jones became an essential part in the Spartans' continued rise during Evans' six-year head coaching stint.

In his first year as assistant coach in 2007-08, Jones helped the Spartans secure their second winning record as a D-I program with a 16-15 overall record. NSU also notched what at the time was its best-ever MEAC record at 11-5, tying for second place in the regular-season standings. A year later in 2009, the program made its first MEAC Tournament title game appearance. Three years after that in 2012, the Spartans finished second in the regular season standings at 13-3 and won the MEAC Championship.

Jones came to NSU after spending two seasons in 2005-07 as the head varsity boys basketball coach at St. Mary's High School in Manhasset, N.Y. His teams compiled a 32-15 record competing in New York's highest classification (Class AA). Under Jones' direction, St. Mary's advanced to two consecutive Nassau-Suffolk Catholic League championship games. As head coach, Jones sent three of his players to D-I institutions. One of those was former Spartan forward Marcos Tamares, a key member of the 2012 MEAC Championship team.

Jones was the head freshman team coach and an assistant varsity coach at St. Mary's in 2004-05. That year, the varsity team went 25-1 and finished the season ranked 10th nationally by USA Today. Jones helped tutor four more future D-I players, including University of North Carolina graduate and 2009 Cleveland Cavaliers draftee Danny Green and former West Virginia University star and 2010 Los Angeles Lakers draftee Devin Ebanks.

Between stints as a high school and AAU coach, 13 of Jones' players earned D-I scholarships, including former Spartans Tamares, Aleek Pauline, and Quasim Pugh.

Prior to joining the high school ranks, Jones served for three seasons as an assistant coach at a pair of D-III schools. Jones was an assistant coach at Bard College in 2001-02 prior to serving a two-year stint at his alma mater, the State University of New York at New Paltz. There, Jones helped the Hawks reach the SUNYAC championship game in 2003.

In 2020, Jones gave his support to ABIS, the Advancement of Blacks in Sports. The organization presented him with the Eddie Robinson Award in 2025, celebrating a current or former coach who exemplifies excellence in their sport and has made a lasting impact on their athletes, the game, and the broader community.

Jones was a four-year letterwinner from 1997-2001 at New Paltz. He played under Evans, who was an assistant at New Paltz from 1997-99. Jones was a three-time All-SUNYAC selection and an honorable mention D-III All-American in 2000. Jones ranks No. 9 all-time in school history in

scoring with 1,321 points, first in blocks with 140 and second in rebounds with 875. He was inducted into the Hawks Athletics Hall of Fame Class of 2022.

Jones earned his bachelor's degree in business management from New Paltz in 2002. In 2011, he was also selected to attend the NCAA's Achieving Coaching Excellence (ACE) program, a professional development workshop for college coaches administered by the NCAA Student-Athlete Affairs department in partnership with the Black Coaches and Administrators (BCA).



## Coaching Experience at NSU

Feb. 2014-Present	Head Coach
2013-Feb. 2014	Interim Head Coach
2012-13	Associate Head Coach
2007-12	Assistant Coach

## Coaching Record

Year	Record (Conf./)Postseason
2013-14	19-15 (11-5) / MEAC Semis, CIT 1st Round
2014-15	20-14 (12-4) / MEAC Semis, CIT 1st Round
2015-16	17-17 (12-4) / MEAC Semis, CIT 1st Round
2016-17	17-17 (12-4) / MEAC Final, CIT 1st Round
2017-18	14-19 (11-5) / MEAC Quarters
2018-19	22-14 (14-2) / MEAC Final, NIT 2nd Round
2019-20	16-15 (12-4) / N/A*
2020-21	17-8 (8-4) / MEAC Champs, NCAA First Round
2021-22	24-7 (12-2) / MEAC Champs, NCAA First Round
2022-23	22-10 (9-5) / MEAC Final
2023-24	24-11 (11-3) / MEAC Semifinal, CIT Champs
2024-25	24-11 (11-3) / MEAC Champs, NCAA First Round
2025-26	15-14 (8-4)
<b>Totals</b>	<b>251-173 (143-49)</b>

\* Season cancelled before NSU's first game in the MEAC Tournament due to COVID-19

## Robert Jones' All-Time Record vs. MEAC Opponents (thru Feb. 28, 26)

Bethune-Cookman *	7-4
Coppin State	25-4
Delaware State	21-2
Florida A&M *	8-1
Hampton *	4-7
Howard	18-7
Maryland Eastern Shore	16-4
Morgan State	17-9
North Carolina A&T *	4-3
North Carolina Central	10-13
Savannah State *	8-1
South Carolina State	20-3
<b>Total</b>	<b>158-58</b>

\* No longer a member of the MEAC; Record is reflective of games against those schools only while they were a part of the league

## NSU By the Numbers

2025-26 ..... Under Jones		
Home.....	9-3	129-30
Road.....	5-9	82-115
Neutral.....	1-2	40-29
In overtime.....	0-0	14-5
Leading at half.....	13-3	190-37
Trailing at half.....	0-11	42-131
Tied at the half.....	2-0	16-4
Games dec. by more than 10 points.....	10-5	131-84
Games dec. by 10 points or less.....	5-9	117-87
Night Games.....	9-6	180-116
Day Games.....	6-8	67-55
Scoring 90 points or more.....	5-0	44-2
Scoring 80-89 points.....	3-0	67-7
Scoring 70-79 points.....	5-4	97-44
Scoring 60-69 points.....	2-7	33-61
Scoring 50-59 points.....	0-2	7-44
Scoring less than 50 points.....	0-1	0-14
Allowing 90 points or more.....	0-2	2-18
Allowing 80-89 points.....	1-4	15-51
Allowing 70-79 points.....	6-3	55-54
Allowing 60-69 points.....	6-4	98-42
Allowing 50-59 points.....	2-1	62-7
Allowing less than 50 points.....	0-0	16-0
Shooting 50% or better.....	10-1	104-11
Shooting 45-49.9 %.....	3-2	62-28
Shooting 40-44.9 %.....	2-5	60-49
Shooting 35-39.9 %.....	0-3	17-43
Shooting 30-34.9 %.....	0-2	5-34
Shooting less than 30 %.....	0-1	0-7
Allowing 50+ % shooting.....	0-4	5-54
Allowing 45-49.9 % shooting.....	5-3	25-42
Allowing 40-44.9 % shooting.....	5-4	60-50
Allowing 35-39.9 % shooting.....	7-2	82-17
Allowing 30-34.9 % shooting.....	0-0	59-8
Allowing less than 30 % shooting.....	0-1	17-1
NSU shoots better from the floor.....	14-4	225-39
Opp. shoots better from the floor.....	1-10	23-133
NSU shoots better from 3-pt. range.....	11-8	170-51
Opp. shoots better from 3-pt. range.....	4-6	76-121
Equal shooting from 3-pt. range.....	0-0	2-0
NSU shoots better at free throw line.....	7-1	149-64
Opp. shoots better at free throw line.....	8-13	96-104
Equal shooting at the free throw line.....	0-0	3-4
NSU w/more assists.....	8-1	161-22
Opponent w/more assists.....	6-11	71-140
Equal assists.....	1-2	16-10
NSU w/more turnovers.....	3-7	75-97
Opponent w/more turnovers.....	9-5	155-64
Equal turnovers.....	3-2	18-11
NSU has more rebounds.....	10-4	183-62
Opponent has more rebounds.....	5-8	57-105
Equal rebounds.....	0-2	8-5
NSU w/more steals.....	8-4	147-67
Opponent w/more steals.....	6-8	69-86
Equal steals.....	1-2	32-19
NSU w/more blocks.....	6-4	147-58
Opponent w/more blocks.....	5-9	71-94
Equal blocks.....	4-1	30-19
5+ players in double figures.....	4-0	44-2
4 players in double figures.....	4-3	83-32
3 players in double figures.....	4-5	90-59
2 players in double figures.....	2-5	27-59
1 player in double figures.....	1-1	4-17
0 players in double figures.....	0-1	0-3

## Career Totals

### Double-Figure Scoring Games

	2025-26	Career	Streak
Anthony McComb III	25	47*	4
Elijah Jamison	23	49*	2
Devon Ellis	16	36*	1
Dian Wright-Forde	4	28*	1
Jaquel Morris	3	8*	0
Keyontae Lewis	7	26*	0
Jordan Leaks	5	6	0
Melo Baines	2	3	0
My'kel Jenkins	3	3	0
Mekhi Reid	1	11*	0
Adrean Newton	2	2	0
Yel Deeng	0	17*	0
Dramane Camara	0	1*	0
Ahmad Torrence	0	0	0

### 20-Point Games

	2025-26	Career
Anthony McComb III	7	12*
Elijah Jamison	3	5*
Devon Ellis	1	4*
Jaquel Morris	1	1
Dian Wright-Forde	0	3*
Yel Deeng	0	1*

### 30-Point Games

	2025-26	Career
Melo Baines	1	1
Elijah Jamison	1	1

### 10-Rebound Games

	2025-26	Career
Jordan Leaks	1	1
Keyontae Lewis	0	5*
Jaquel Morris	0	4*
Devon Ellis	0	2*
Mekhi Reid	0	1*
Dramane Camara	0	1*

### 10-Assist Games

	2025-26	Career
Elijah Jamison	1	1

### Double-Doubles

	2025-26	Career
Keyontae Lewis	0	3*
Jaquel Morris	0	1*
Devon Ellis	0	1*
Elijah Jamison	1	1

\* Includes games not at NSU

## Career Games Leading NSU In...

### Scoring

	2025-26	Career
Elijah Jamison	10*	10*
Anthony McComb III	14*	14*
Devon Ellis	5*	5*
Melo Baines	1	1
Jordan Leaks	2	2
Jaquel Morris	1	1

### Rebounds

	2025-26	Career
Devon Ellis	8	8
Anthony McComb III	6	6
Jaquel Morris	4	4
Jordan Leaks	4	4
My'kel Jenkins	3	3
Keyontae Lewis	2	2
Melo Baines	2	2
Yel Deeng	1	1
Dian Wright-Forde	1	1
Elijah Jamison	1	1
Adrean Newton	1	1

\* - indicates co-leader in corresponding stat category

# MEAC Men's Basketball Standings (2025-26)

School	Conference			Overall			Streak
	W	L	%	W	L	%	
Howard	9	3	.750	19	10	.655	W4
<b>Norfolk State</b>	<b>8</b>	<b>4</b>	<b>.667</b>	<b>15</b>	<b>14</b>	<b>.517</b>	<b>W5</b>
Morgan State	8	4	.667	12	15	.444	L1
North Carolina Central	7	5	.583	11	16	.407	W1
Maryland Eastern Shore	5	7	.417	9	20	.310	W1
South Carolina State	5	7	.417	7	21	.250	L2
Coppin State	5	7	.417	7	22	.241	L1
Delaware State	1	11	.083	6	21	.222	L6

## 2025-26 MEAC Players of the Week

Nov. 10	Gage Lattimore, North Carolina Central
Nov. 17	Gage Lattimore, North Carolina Central
Nov. 24	Bryce Harris, Howard
Dec. 1	Bryce Harris, Howard
Dec. 8	Corey Perkins, Delaware State
Dec. 15	Bryce Harris, Howard
<b>Dec. 22</b>	<b>Elijah Jamison, Norfolk State</b>
Dec. 29	Khali Horton, Coppin State
Jan. 5	Jayden Johnson, South Carolina State
<b>Jan. 12</b>	<b>Anthony McComb III, Norfolk State</b>
Jan. 19	Ose Okojie, Howard
<b>Jan. 26</b>	<b>Anthony McComb III, Norfolk State</b>
Feb. 2	Alfred Worrell Jr., Morgan State
Feb. 9	Cedric Taylor III, Howard
Feb. 16	Cedric Taylor III, Howard
Feb. 23	Bryce Harris, Howard / Elijah Davis, Morgan State
Mar. 2	
Mar. 9	

## 2025-26 MEAC Defensive Players of the Week

Nov. 10	Khouri Carvey, North Carolina Central
Nov. 17	Bryce Harris, Howard
Nov. 24	DeMariontay Hall, Coppin State
Dec. 1	Dionte Johnson, North Carolina Central
Dec. 8	Miles Webb, Delaware State
Dec. 15	Cam Gillus, Howard
Dec. 22	Khouri Carvey, North Carolina Central
Dec. 29	N/A
Jan. 5	Khouri Carvey, North Carolina Central
Jan. 12	Miles Webb, Delaware State
Jan. 19	Khouri Carvey, North Carolina Central
Jan. 26	Cedric Taylor III, Howard
Feb. 2	Marland Harris, Morgan State
Feb. 9	Bryce Harris, Howard / Marland Harris, Morgan State
Feb. 16	Bryce Harris, Howard
Feb. 23	Camaren Sparrow, Coppin State
Mar. 2	
Mar. 9	

## 2025-26 MEAC Rookies of the Week

Nov. 10	My'kel Jenkins, Norfolk State
Nov. 17	My'kel Jenkins, Norfolk State
Nov. 24	Jeremiah Johnson, Howard
Dec. 1	Danas Kazakevicius, Howard
Dec. 8	Nelson Lamizana, Coppin State
Dec. 15	Danas Kazakevicius, Howard
<b>Dec. 22</b>	<b>Adrean Newton, Norfolk State</b>
Dec. 29	N/A
Jan. 5	Nelson Lamizana, Coppin State
<b>Jan. 12</b>	<b>Adrean Newton, Norfolk State</b>
Jan. 19	Noah Treadwell, South Carolina State
<b>Jan. 26</b>	<b>Adrean Newton, Norfolk State</b>
Feb. 2	Daveyon Lydner, Coppin State
Feb. 9	Daveyon Lydner, Coppin State
Feb. 16	Daveyon Lydner, Coppin State
<b>Feb. 23</b>	<b>Adrean Newton, Norfolk State</b>
Mar. 2	
Mar. 9	

## MEAC at a Glance

### 2025-26 Preseason All-MEAC Teams

#### First Team

Chris Flippin, Maryland Eastern Shore  
Bryce Harris, Howard  
Khalil Horton, Coppin State  
Ponce James, Delaware State  
Jayden Johnson, South Carolina State

#### Second Team

Zion Bethea, Delaware State  
Cam Gillus, Howard  
Dionte Johnson, North Carolina Central  
Camian Shell, Delaware State  
Taj Thweatt, Coppin State

#### Third Team

**Keyontae Lewis, Norfolk State**  
**Anthony McComb III, Norfolk State**  
Walter Peggs, Jr., Morgan State  
Cedric Taylor III, Howard  
Michael Teal, Maryland Eastern Shore

### 2025-26 Predicted Order of Finish

(First-place votes in parentheses)

1. Norfolk State (12)	118 pts
2. Howard (4)	97 pts
3. South Carolina State	90 pts
4. Morgan State	73 pts
T5. Delaware State	70 pts
T5. North Carolina Central	70 pts
7. Maryland Eastern Shore	31 pts
8. Coppin State	27 pts

### 2024-25 All-MEAC Teams

#### First-Team All-MEAC

Martaz Robinson, Delaware State  
Blake Harper, Howard  
Kameron Hobbs, Morgan State  
**Brian Moore Jr., Norfolk State**  
Drayton Jones, S.C. State

#### Second-Team All-MEAC

Robert Smith, Delaware State  
Marcus Dockery, Howard  
Will Thomas, Morgan State  
Po'Boigh King, N.C. Central  
Omar Croskey, S.C. State

#### Third-Team All-MEAC

Toby Nnadozie, Coppin State  
Kaseem Watson, Delaware State  
Cameron Shockley-Okeke, Howard  
Ketron "KC" Shaw, Maryland Eastern Shore  
**Christian Ings, Norfolk State**

#### All-Rookie Team

Ponce James, Delaware State  
Blake Harper, Howard  
Calvin Robins Jr., Howard  
Kyrell Shaw, Maryland Eastern Shore  
Jayden Johnson, S.C. State

#### All-Defensive Team

Toby Nnadozie, Coppin State  
Ayodele Taiwo, Howard  
Daniel Akitoby, Morgan State  
**Kuluel Mading, Norfolk State**  
Drayton Jones, S.C. State

**Coach of the Year:** Erik Martin, S.C. State

**Player of the Year:** Blake Harper, Howard

**Def. Player of the Year:** Toby Nnadozie, Coppin State

**Rookie of the Year:** Blake Harper, Howard

**Newcomer of the Year:** Brian Moore Jr., Norfolk State

**6th Player of the Year:** Davion Everett, S.C. State

Final 2024-25 Standings	MEAC	Overall
<b>Norfolk State</b>	<b>11-3</b>	<b>24-11</b>
South Carolina State	11-3	20-13
Delaware State	8-6	16-14
Morgan State	7-7	14-18
Howard	7-7	12-20
North Carolina Central	6-8	14-19
Coppin State	4-10	6-24
Maryland Eastern Shore	2-12	6-25

### Starting Lineups

Opponent.....	F.....	F/G.....	G.....	G.....	G.....	Record
vs. Washington Adventist.....	Lewis.....	Ellis.....	McComb III.....	Leaks.....	Newton.....	1-0
vs. Regent.....	Lewis.....	Ellis.....	McComb III.....	Leaks.....	Newton.....	2-0
vs. William & Mary.....	Lewis.....	Ellis.....	McComb III.....	Leaks.....	Newton.....	2-1
at Old Dominion.....	Lewis.....	Ellis.....	McComb III.....	Leaks.....	Newton.....	2-2
at Towson.....	Lewis.....	Ellis.....	McComb III.....	Leaks.....	Newton.....	2-3
vs. Hampton.....	Lewis.....	Ellis.....	McComb III.....	Leaks.....	Jamison.....	1-0
at Wyoming.....	Lewis.....	Ellis.....	McComb III.....	Leaks.....	Jamison.....	1-1
vs. Virginia-Lynchburg.....	Lewis.....	Ellis.....	McComb III.....	Leaks.....	Jamison.....	2-1
at Arizona.....	Baines.....	Ellis.....	McComb III.....	Leaks.....	Jamison.....	0-1
at James Madison.....	Lewis.....	Ellis.....	McComb III.....	Leaks.....	Newton.....	2-4
at Baylor.....	Lewis.....	Ellis.....	McComb III.....	Leaks.....	Jamison.....	2-2
vs. Grambling @.....	Lewis.....	Ellis.....	McComb III.....	Leaks.....	Jamison.....	2-3
vs. Jackson State @.....	Morris.....	Ellis.....	McComb III.....	Newton.....	Jamison.....	1-0
at UTEP #.....	Morris.....	Ellis.....	McComb III.....	Newton.....	Jamison.....	2-0
vs. UC Irvine #.....	Morris.....	Ellis.....	McComb III.....	Newton.....	Jamison.....	2-1
at Louisiana-Lafayette.....	Morris.....	Ellis.....	McComb III.....	Leaks.....	Jamison.....	0-1
at N.C. Central *.....	Lewis.....	Ellis.....	McComb III.....	Newton.....	Jamison.....	0-1
at Delaware State *.....	Lewis.....	Ellis.....	McComb III.....	Leaks.....	Newton.....	3-4
vs. Md. Eastern Shore *.....	Lewis.....	Ellis.....	McComb III.....	Leaks.....	Newton.....	3-5
at S.C. State *.....	Lewis.....	Ellis.....	McComb III.....	Leaks.....	Newton.....	4-5
vs. Elizabeth City State.....	Lewis.....	Ellis.....	McComb III.....	Leaks.....	Newton.....	5-5
vs. Coppin State *.....	Morris.....	Ellis.....	McComb III.....	Leaks.....	Newton.....	1-0
vs. Morgan State *.....	Morris.....	Ellis.....	McComb III.....	Leaks.....	Newton.....	1-1
at Howard *.....	Morris.....	Ellis.....	McComb III.....	Leaks.....	Jamison.....	0-2
vs. N.C. Central *.....	Lewis.....	Ellis.....	McComb III.....	Leaks.....	Newton.....	6-5
vs. Delaware State *.....	Lewis.....	Ellis.....	McComb III.....	Leaks.....	Newton.....	7-5
at Md. Eastern Shore *.....	Lewis.....	Ellis.....	McComb III.....	Leaks.....	Newton.....	8-5
vs. S.C. State *.....	Lewis.....	Ellis.....	McComb III.....	Leaks.....	Newton.....	9-5
at Coppin State *.....	Lewis.....	Ellis.....	McComb III.....	Leaks.....	Newton.....	10-5
at Morgan State *.....						
vs. Howard *.....						

### Game-By-Game Specialty Stats (NSU/Opponent)

Opponent.....	Off Turnovers.....	2nd Chance.....	Paint.....	Fast Break.....	Bench.....	Ties.....	Leads.....	Leads Overcome
vs. Washington Adventist.....	12-16.....	15-11.....	48-18.....	14-4.....	39-23.....	1.....	0.....	0.....
vs. Regent.....	45-9.....	29-10.....	70-24.....	41-9.....	41-21.....	1.....	5.....	3.....
vs. William & Mary.....	13-22.....	5-17.....	26-28.....	13-19.....	38-42.....	8.....	9.....	4.....
at Old Dominion.....	10-15.....	14-7.....	34-28.....	7-9.....	27-9.....	6.....	5.....	3.....
at Towson.....	8-4.....	18-7.....	28-16.....	2-12.....	19-17.....	7.....	12.....	6.....
vs. Hampton.....	11-15.....	8-8.....	28-20.....	5-12.....	9-16.....	9.....	11.....	7.....
at Wyoming.....	7-11.....	8-21.....	20-24.....	12-6.....	20-29.....	0.....	3.....	2.....
vs. Virginia-Lynchburg.....	23-5.....	28-0.....	96-18.....	32-11.....	39-31.....	0.....	0.....	0.....
at Arizona.....	9-19.....	10-13.....	24-58.....	5-23.....	23-38.....	6.....	9.....	5.....
at James Madison.....	10-18.....	10-13.....	42-30.....	5-15.....	19-10.....	3.....	4.....	3.....
at Baylor.....	13-10.....	8-14.....	32-54.....	16-23.....	7-21.....	1.....	1.....	0.....
vs. Grambling @.....	11-17.....	16-2.....	44-36.....	17-12.....	12-27.....	0.....	0.....	0.....
vs. Jackson State @.....	25-19.....	8-11.....	24-28.....	11-6.....	11-15.....	2.....	7.....	5.....
at UTEP #.....	15-12.....	7-13.....	22-38.....	7-19.....	21-10.....	6.....	4.....	2.....
vs. UC Irvine #.....	8-20.....	13-16.....	22-42.....	16-15.....	35-31.....	1.....	0.....	0.....
at Louisiana-Lafayette.....	3-10.....	9-3.....	16-18.....	2-6.....	16-18.....	0.....	0.....	0.....
at N.C. Central *.....	13-12.....	10-6.....	42-38.....	9-11.....	17-17.....	3.....	3.....	0.....
at Delaware State *.....	20-23.....	6-8.....	32-30.....	18-16.....	16-7.....	5.....	10.....	4.....
vs. Md. Eastern Shore *.....	10-11.....	20-9.....	32-26.....	15-17.....	34-29.....	13.....	11.....	6.....
at S.C. State *.....	25-13.....	14-12.....	38-28.....	32-9.....	39-32.....	5.....	11.....	.....
vs. Elizabeth City State.....	26-4.....	11-5.....	48-12.....	29-9.....	40-30.....	2.....	1.....	.....
vs. Coppin State *.....	27-20.....	7-13.....	28-38.....	30-17.....	31-52.....	0.....	2.....	1.....
vs. Morgan State *.....	17-11.....	21-6.....	46-26.....	18-13.....	26-10.....	4.....	9.....	4.....
at Howard *.....	18-16.....	7-17.....	26-36.....	18-14.....	21-17.....	0.....	0.....	0.....
vs. N.C. Central *.....	9-23.....	11-5.....	34-26.....	12-11.....	49-25.....	6.....	9.....	4.....
vs. Delaware State *.....	15-15.....	17-4.....	38-20.....	17-7.....	18-34.....	7.....	4.....	3.....
at Md. Eastern Shore *.....	13-11.....	10-12.....	28-28.....	5-4.....	28-8.....	4.....	8.....	6.....
vs. S.C. State *.....	31-11.....	9-16.....	40-24.....	14-18.....	39-21.....	1.....	0.....	0.....
at Coppin State *.....	13-10.....	12-19.....	28-26.....	13-10.....	39-10.....	7.....	3.....	4.....
at Morgan State *.....								
vs. Howard *.....								

# RANKING WATCH

## ASSOCIATED PRESS TOP 25

(As of Feb. 23, 2026)

RANK	SCHOOL	RECORD	VOTES	PV
1	Duke (56)	25-2	1520	+2
2	Arizona (5)	25-2	1439	+2
3	Michigan	25-2	1433	-2
4	Iowa State	23-4	1272	+2
5	Houston	23-4	1251	-3
6	UConn	25-3	1211	-1
7	Florida	21-6	1112	+5
8	Purdue	22-5	1062	-1
9	Gonzaga	27-2	1039	+2
10	Illinois	22-6	895	-
11	Virginia	24-3	884	+3
12	Nebraska	23-4	858	-3
13	Michigan State	22-5	856	+2
14	Kansas	20-7	774	-6
15	St. John's	22-5	763	+2
16	Texas Tech	20-7	592	-3
17	Alabama	20-7	402	+8
18	North Carolina	21-6	388	-2
19	BYU	20-7	361	+4
20	Arkansas	20-7	356	-
21	Miami (OH)	27-0	335	+1
22	Tennessee	20-7	288	+4
23	Saint Louis	25-2	242	-5
24	Louisville	20-7	186	-3
25	Vanderbilt	21-6	171	-6

**Others receiving votes:** Wisconsin 47, Saint Mary's 30, Villanova 15, Miami 10, Utah State 8, NC State 7, SMU 4, Iowa 3, UCF 3, Texas A&M 3, Stephen F. Austin 2, High Point 2, Navy 1.

## USA TODAY TOP 25

(As of Feb. 23, 2026)

RANK	SCHOOL	RECORD	PTS	1ST	PREV	CHG	HI/LO
1	Duke	25-2	771	27	3	+2	1/6
2	Arizona	25-2	733	4	4	+2	1/13
3	Michigan	25-2	723	0	1	-2	1/7
4	Houston	23-4	647	0	2	-2	2/8
5	Iowa State	23-4	629	0	6	+1	2/18
6	UConn	25-3	604	0	5	-1	3/7
7	Florida	21-6	547	0	11	+4	3/NR
8	Purdue	22-5	538	0	7	-1	1/12
9	Gonzaga	27-2	532	0	8	-1	5/20
10	Nebraska	23-4	463	0	9	-1	5/NR
11	Illinois	22-6	453	0	10	-1	6/19
12	Virginia	24-3	449	0	14	+2	12/NR
13	Michigan State	22-5	404	0	15	+2	8/21
14	Kansas	20-7	373	0	12	-2	9/NR
15	St. John's	22-5	359	0	16	+1	6/NR
16	Texas Tech	20-7	332	0	13	-3	11/20
17	Arkansas	20-7	235	0	17	-	14/23
18	Alabama	20-7	192	0	NR	+8	9/NR
19	North Carolina	21-6	166	0	20	+1	12/25
20	Louisville	20-7	154	0	21	+1	5/23
21	Vanderbilt	21-6	144	0	18	-3	8/NR
22	Tennessee	20-7	141	0	NR	+7	13/NR
23	BYU	20-7	137	0	22	-1	7/23
24	Saint Louis	25-2	131	0	19	-5	19/NR
25	Miami (OH)	27-0	116	0	23	-2	23/NR

**Others receiving votes:** Wisconsin 35; Villanova 25; Georgia 18; Utah State 7; Iowa 6; Saint Mary's 5; Miami (FL) 5; Clemson 1.

## COLLEGE INSIDER MID-MAJOR TOP 25

(As of Feb. 23, 2026)

RANK	SCHOOL	RECORD	PTS.	PV	CONF.
1	Gonzaga (23)	27-2	767	1	West Coast
2	Miami (8)	27-0	752	2	Mid-American
3	Saint Mary's	25-3	705	4	West Coast
4	Belmont	25-4	653	5	Missouri Valley
5	Liberty	23-4	618	3	CUSA
6	Akron	22-5	602	6	Mid-American
7	Santa Clara	23-6	578	7	West Coast
8	High Point	26-4	557	8	Big South
9	Yale	21-4	538	9	Ivy League
10	Stephen F Austin	25-3	477	10	Southland
11	UNCW	24-4	446	11	Coastal Athletic
12	North Dakota State	23-6	412	12	Summit
13	McNeese State	23-5	384	14	Southland
14	Austin Peay	21-6	281	17	ASUN
15	ETSU	21-8	270	20	Southern
16	Winthrop	20-9	256	15	Big South
17	Utah Valley	20-7	255	23	Western Athletic
18	Kent State	20-7	233	18	Mid-American
19	Hawaii	19-7	223	13	Big West
20	UC Irvine	18-10	141	16	Big West
21	Murray State	20-10	136	19	Missouri Valley
22	Navy	23-6	132	NR (26)	Patriot League
23	St. Thomas (MN)	21-8	101	21	Summit
24	Bradley	19-10	78	22	Missouri Valley
25	Merrimack	20-9	72	NR (31)	Metro Atlantic

**Others receiving votes:** Portland State 65, Sam Houston 50, CSUN 46, Appalachian State 35, Charleston 32, Howard 25, Robert Morris 23, Hofstra 12, Wright State 12, South Alabama 11, Illinois State 10, Northern Iowa 9, Troy 9, Tennessee State 8, UMBC 7, UC Santa Barbara 6, Western Kentucky 5, Southeast Missouri State 4, Marshall 3, UC San Diego 3, UTRGV 2, Utah Tech 1.

## 2025-26 NSU Division I Non-Conference Opponent Net Rankings (As of March 1, 2026)

School.....	NET.....	Record
Arizona .....	3.....	27-2
Baylor .....	51.....	14-14
Wyoming.....	100.....	15-13
William & Mary .....	124.....	16-11
UC Irvine .....	119.....	18-10
Towson.....	180.....	14-14
James Madison .....	207.....	16-14
Old Dominion.....	253.....	10-20
Hampton .....	268.....	11-17
UTEP.....	271.....	7-19
Grambling.....	295.....	10-17
Louisiana.....	314.....	10-21
Jackson St.....	351.....	9-20
<b>Norfolk State .....</b>	<b>308 .....</b>	<b>11-14</b>

(Only games against Division I opponents are reflected in the NCAA Men's Basketball Net Rankings)

**Individual**

- Scored 35 points: 11-13-13, vs. Newberry (Pendarvis Williams, 38)
- Scored 30 points: 12-19-25, vs. Jackson St. (Elijah Jamison, 30)
- Scored 25 points: 1-24-26, vs. Coppin State (Anthony McComb III, 29)
- Scored 20 points: 2-28-26, at Coppin State (Anthony McComb III, 22)
- Scored 20 points in a half: 1-24-26, vs. Coppin State (Anthony McComb III, 24 1st Half)
- One player in double figures: 2-7-26, vs. N.C. Central (Elijah Jamison, 28)
- Two players had 20 points: 2-17-25, vs. Delaware State (Chris Fields Jr., 23; Brian Moore Jr., 20)
- Three players had 20 points: 11-25-25, vs. Va.-Lynchburg (Melo Baines, 30; Anthony McComb III, 26; Devon Ellis, 20)
- Five players in double figures: 1-17-24, at South Carolina State (5, Anthony McComb III (19), Elijah Jamison (14), My'kel Jenkins (14), Devon Ellis (13), Keyontae Lewis (12))
- No players in double figures: 11-14-25, at Towson (last time prior 11-6-18, at Michigan)
- Had 15 rebounds: 2-26-18, at Howard (Alex Long, 15)
- Had 20 rebounds: 1-18-07, vs. Winston-Salem State (Calvin Brown, 20)
- Had 20 points and 20 rebounds: 1-18-07, vs. Winston-Salem State (Calvin Brown, 20 points, 20 rebounds)
- Two players with 10 rebounds: 2-24-25, vs. Morgan State (Kuluel Mading, 14; Jalen Myers, 11)
- Three players with 10 rebounds: 2-6-17, at Savannah State (Jonathan Wade, 13; Jordan Butler, 12; Stavian Allen, 10)
- Had 8 offensive rebounds: 11-5-19, vs. Greensboro College (Yoro Sidibe, 9)
- Made 10 field goals: 1-26-26, vs. Morgan State (Jaquel Morris, 11-12)
- Attempted 20 field goals: 12-18-25, vs. Grambling St. (Elijah Jamison, 21)
- Made 5 3-point field goals: 1-24-26, vs. Coppin State (Anthony McComb III, 6-11)
- Attempted 10 3-point field goals: 1-24-26, vs. Coppin State (Anthony McComb III, 11)
- Made 10 free throws: 1-24-26, vs. Coppin State (Elijah Jamison, 10-13)
- Attempted 15 free throws: 1-17-26, at SC State (Anthony McComb III, 15)
- Was perfect at the free throw line (min. 8 att.): 12-19-25, vs. Jackson St. (Elijah Jamison, 9-9)
- Had 10 assists: 11-25-25, vs. Va.-Lynchburg (Elijah Jamison, 11)
- Had 5 steals: 2-17-25, vs. Delaware State (Jaylani Darden, 5)
- Had 5 blocks: 2-20-23, vs. Coppin State (Kris Bankston, 5)
- Played every minute: 12-2-17, vs. Bowling Green (Preston Bungei)
- Had a double-double: 11-25-25, vs. Va.-Lynchburg (Elijah Jamison, 17 pts., 11 reb.)
- 2 players had a double-double: 12-14-22, vs. Bowling Green (Cahiem Brown, 20 points, 10 rebounds; Kris Bankston, 16 points, 10 rebounds)
- Had a triple-double: 2-27-87, vs. Johnson C. Smith (Barry Mitchell, 21 points, 10 rebounds, 11 assists)
- Led NSU in points and rebounds: 2-16-26, at UMES (Devon Ellis, 17 points, 6 rebounds)
- Led NSU in points, rebounds and assists: 1-19-26, vs. Elizabeth City State (Anthony McComb III, 25 points, 7 rebounds, 3 assists)
- Led NSU in points, rebounds, assists and steals: 12-20-24, vs. Grambling State (Brian Moore Jr., 20 points, 10 rebounds, 4 assists, 2 steals)
- Had a technical foul: 2-21-26, vs. S.C. State (Elijah Jamison)
- NSU bench had a technical foul: 2-7-26, vs. N.C. Central (Coach Jones)
- Fouled out of a game: 2-21-26, vs. S.C. State (Keyontae Lewis)
- Won a game after trailing in the last minute of play: 1-10-26, at Delaware State
- Made a last-second, GW FG: 2-3-25, vs. North Carolina Central (Brian Moore Jr., 0.7 seconds)
- Made a GW FT with less than 5 seconds left: 2-2-19, at Howard (Mastadi Pitt, 2.1 seconds)

**Team**

- Scored 100 points: 1-24-26, vs. Coppin State (W, 103-76)
- Scored 90 points: 2-21-26, vs. S.C. State (W, 90-71)
- Scored 70 points in a half: 11-25-25, vs. Va.-Lynchburg (70 pts 2nd half)
- Scored 60 points in a half: 11-25-25, vs. Va.-Lynchburg (66 pts 1st half)
- Scored 50 points in a half: 1-24-26, vs. Coppin State (54 pts 2nd half)
- Scored less than 20 points in a half: 11-14-25, at Towson (2nd half, 15 pts)
- Scored less than 45 points in a game: 11-14-25, at Towson (L 41-51)
- Won a game by 50 points: 11-25-25, vs. Va.-Lynchburg (W, 136-79)
- Won a game by 30 points: 1-20-25, vs. Washington Adventist (W, 105-42)
- Won a conference game by 30 points: 2-13-23, vs. Delaware State (97-58)
- Won a conference game by 25 points: 1-24-26, vs. Coppin State (103-76)
- Overcame a deficit of 10 points or more to win: 3-6-25, at Howard (10 points)
- Overcame a deficit of 20 points or more to win: 2-2-19, at Howard (24 points)
- Shot 50% from the floor: 2-21-26, vs. S.C. State (32-54, 59.3%)
- Shot 50% or better and lost: 12-6-25, at James Madison (28-52, 53.8%)
- Shot 60% from the floor: 11-25-25, vs. Va.-Lynchburg (69.0 %, 58-of-84)
- Shot 50% from the floor in both halves: 2-21-26, vs. S.C. State (55.2%, 1st; 64.0% 2nd)
- Shot 70% from the floor in a half: 11-25-25, vs. Va.-Lynchburg (70.7%, 1st)
- Shot 60% from the floor in a half: 2-21-26, vs. S.C. State (16-25, 64.0%)
- Shot less than 25% from the floor: 2-24-20, at Bethune-Cookman (22.1%, 17-of-77)
- Shot less than 30% from the floor: 11-14-25, at Towson (27.7%, 18-65)
- Shot less than 20% from the floor in a half: 11-21-21, at Xavier (18.4%, 7-of-38, 1st half)
- Made 30 field goals in a game: 2-21-26, vs. S.C. State (32)
- Made 50 field goals in a game: 11-25-25, vs. Va.-Lynchburg (58)
- Attempted 70 field goals in a game: 1-26-26, vs. Morgan State (70)
- Attempted 75 field goals in a game: 11-5-25, vs. Regent (81)
- Attempted 80 field goals in a game: 11-25-25, vs. Va.-Lynchburg (84)
- Shot 50% from 3-point range (min. 10 att.): 2-21-26, vs. S.C. State (55.6%, 10-of-18)
- Made 10 3-pointers in a game: 2-21-26, vs. S.C. State (10)
- Attempted 25 3-pointers in a game: 1-24-26, vs. Coppin State (26)
- Failed to make a 3-pointer: 1-27-24, vs. Coppin State
- Made 25 free throws in a game: 11-3-25, vs. Washington Adventist (29)
- Made 30 free throws in a game: 1-24-26, vs. Coppin State (33)
- Made 35 free throws in a game: 1-17-26, at SC State (37)
- Attempted 35 free throws in a game: 11-3-25, vs. Washington Adventist (38)
- Attempted 40 free throws in a game: 1-24-26, vs. Coppin State (43)
- Attempted 45 free throws in a game: 1-17-26, at SC State (47)
- Attempted 5 or fewer free throws in a game: 11-14-22, at UCLA (4)
- Shot 80% from the free-throw line (min. 10 attempts): 12-22-25, vs. UC Irvine (80.0 %, 16-of-20)
- Shot 90% from the free-throw line (min. 10 attempts): 1-25-25, vs. Howard (100.0 %, 21-of-21)
- Shot 100% from the free-throw line (min. 10 attempts): 1-25-25, vs. Howard (100.0 %, 21-of-21)
- Had 50 rebounds: 2-24-25, vs. Morgan State (52)
- Had 60 rebounds: 12-14-17, vs. Mid-Atlantic Christian (66)
- Had 20 offensive rebounds: 2-24-25, vs. Morgan State (25)
- Had 20 assists: 12-19-25, vs. Jackson St. (23)
- Had 10 steals: 2-21-26, vs. S.C. State (11)
- Had 15 steals: 11-5-25, vs. Regent (19)
- Had 10 blocks: 11-20-18, vs. Regent (13)
- Had less than 10 turnovers: 2-28-26, at Coppin State (9)
- Had more than 20 turnovers: 2-7-26, vs. N.C. Central (20)
- Had 25 fouls: 2-21-26, vs. S.C. State (26)
- Had 30 fouls: 2-22-20, at Florida A&M (31)
- Played an OT game: 3-3-25, at North Carolina Central (L, 87-91)
- Played a multiple-OT game: 11-29-18, vs. Hampton (2 OT)



**2025-26 Norfolk St. Men's Basketball  
Season Box Score  
All games**

**Game Records**

Record	Overall	Home	Away	Neutral
ALL GAMES	15-14	9-3	5-9	1-2
CONFERENCE	8-4	4-2	4-2	0-0
NON-CONFERENCE	7-10	5-1	1-7	1-2

**Team Box Score**

No.	Player				Total		3-Point		F-Throw		Rebounds											
		GP-GS	MIN	AVG	FG-FGA	FG%	3FG-3FGA	3FG%	FT-FTA	FT%	OFF	DEF	TOT	AVG	PF	DQ	A	TO	BLK	STL	PTS	AVG
7	MCCOMB III, Anthony	29-29	991:01	34.2	146-345	.423	57-144	.396	141-180	.783	34	94	128	4.4	54	2	40	50	10	33	490	16.9
2	JAMISON, Elijah	29-12	803:45	27.7	143-323	.443	27-89	.303	107-134	.799	16	75	91	3.1	50	0	87	65	1	20	420	14.5
11	ELLIS, Devon	29-29	775:44	26.7	113-210	.538	21-52	.404	59-86	.686	41	80	121	4.2	62	0	45	36	11	18	306	10.6
3	JENKINS, My'kel	24-0	447:41	18.7	48-128	.375	19-56	.339	25-35	.714	15	57	72	3.0	37	1	22	24	12	25	140	5.8
23	LEWIS, Keyontae	28-20	506:12	18.1	63-111	.568	0-0	.000	32-57	.561	45	63	108	3.9	73	2	13	26	14	17	158	5.6
20	LEAKS, Jordan	29-25	677:25	23.4	56-163	.344	27-100	.270	20-44	.455	18	78	96	3.3	56	1	44	36	4	33	159	5.5
1	WRIGHT-FORDE, Dian	28-0	392:14	14.0	49-107	.458	10-28	.357	35-62	.565	18	33	51	1.8	40	1	33	25	8	22	143	5.1
6	BAINES, Melo	26-2	294:55	11.3	52-75	.693	1-1	1.000	21-28	.750	18	37	55	2.1	49	1	2	15	3	2	126	4.8
21	MORRIS, Jaquel	29-7	381:08	13.1	48-68	.706	0-0	.000	29-52	.558	42	52	94	3.2	68	2	5	23	21	14	125	4.3
0	NEWTON, Adrean	24-21	372:06	15.5	38-80	.475	10-20	.500	13-26	.500	14	25	39	1.6	53	1	50	39	1	22	99	4.1
22	REID, Mekhi	10-0	43:40	4.4	8-14	.571	1-4	.250	3-4	.750	5	4	9	0.9	6	0	1	3	0	2	20	2.0
13	TORRENCE, Ahmad	3-0	24:29	8.2	1-5	.200	0-1	.000	3-4	.750	0	2	2	0.7	2	0	0	0	0	0	5	1.7
14	DEENG, Yel	13-0	83:25	6.4	5-17	.294	2-10	.200	0-2	.000	4	15	19	1.5	13	0	1	3	4	1	12	0.9
35	CAMARA, Dramane	1-0	06:16	6.3	0-1	.000	0-1	.000	0-0	.000	0	1	1	1.0	1	0	0	0	0	0	0	0.0
Team											54	58	112				16					
<b>Total</b>		<b>29</b>	<b>5800</b>		<b>770-1647</b>	<b>.468</b>	<b>175-506</b>	<b>.346</b>	<b>488-714</b>	<b>.683</b>	<b>324</b>	<b>674</b>	<b>998</b>	<b>34.4</b>	<b>564</b>	<b>11</b>	<b>343</b>	<b>361</b>	<b>89</b>	<b>209</b>	<b>2203</b>	<b>76.0</b>
<b>Opponents</b>		<b>29</b>	<b>5799</b>		<b>698-1603</b>	<b>.435</b>	<b>213-683</b>	<b>.312</b>	<b>491-686</b>	<b>.716</b>	<b>302</b>	<b>650</b>	<b>952</b>	<b>32.8</b>	<b>544</b>	<b>11</b>	<b>405</b>	<b>399</b>	<b>109</b>	<b>211</b>	<b>2100</b>	<b>72.4</b>

**Score by Periods**

Team	1st	2nd	OT	TOT
Norfolk St.	1053	1150	0	2203
Opponents	1004	1096	0	2100



## 2025-26 Norfolk St. Men's Basketball Combined Team Statistics All games

### Game Records

Record	Overall	Home	Away	Neutral
ALL GAMES	15-14	9-3	5-9	1-2
CONFERENCE	8-4	4-2	4-2	0-0
NON-CONFERENCE	7-10	5-1	1-7	1-2

### Score by Periods

Team	1st	2nd	OT	TOT
Norfolk St.	1053	1150	0	2203
Opponents	1004	1096	0	2100

### Team Box Score

No.	Player	GP-GS		Total		3-Point		F-Throw		Rebounds				Other				PTS	AVG			
		MIN	AVG	FG-FGA	FG%	3FG-3FGA	3FG%	FT-FTA	FT%	OFF	DEF	TOT	AVG	PF	DQ	A	TO			BLK	STL	
7	MCCOMB III, Anthony	29-29	991:01	34.2	146-345	.423	57-144	.396	141-180	.783	34	94	128	4.4	54	2	40	50	10	33	490	16.9
2	JAMISON, Elijah	29-12	803:45	27.7	143-323	.443	27-89	.303	107-134	.799	16	75	91	3.1	50	0	87	65	1	20	420	14.5
11	ELLIS, Devon	29-29	775:44	26.7	113-210	.538	21-52	.404	59-86	.686	41	80	121	4.2	62	0	45	36	11	18	306	10.6
3	JENKINS, My'kel	24-0	447:41	18.7	48-128	.375	19-56	.339	25-35	.714	15	57	72	3.0	37	1	22	24	12	25	140	5.8
23	LEWIS, Keyontae	28-20	506:12	18.1	63-111	.568	0-0	.000	32-57	.561	45	63	108	3.9	73	2	13	26	14	17	158	5.6
20	LEAKS, Jordan	29-25	677:25	23.4	56-163	.344	27-100	.270	20-44	.455	18	78	96	3.3	56	1	44	36	4	33	159	5.5
1	WRIGHT-FORDE, Dian	28-0	392:14	14.0	49-107	.458	10-28	.357	35-62	.565	18	33	51	1.8	40	1	33	25	8	22	143	5.1
6	BAINES, Melo	26-2	294:55	11.3	52-75	.693	1-1	1.000	21-28	.750	18	37	55	2.1	49	1	2	15	3	2	126	4.8
21	MORRIS, Jaquel	29-7	381:08	13.1	48-68	.706	0-0	.000	29-52	.558	42	52	94	3.2	68	2	5	23	21	14	125	4.3
0	NEWTON, Adrean	24-21	372:06	15.5	38-80	.475	10-20	.500	13-26	.500	14	25	39	1.6	53	1	50	39	1	22	99	4.1
22	REID, Mekhi	10-0	43:40	4.4	8-14	.571	1-4	.250	3-4	.750	5	4	9	0.9	6	0	1	3	0	2	20	2.0
13	TORRENCE, Ahmad	3-0	24:29	8.2	1-5	.200	0-1	.000	3-4	.750	0	2	2	0.7	2	0	0	0	0	0	5	1.7
14	DEENG, Yel	13-0	83:25	6.4	5-17	.294	2-10	.200	0-2	.000	4	15	19	1.5	13	0	1	3	4	1	12	0.9
35	CAMARA, Dramane	1-0	06:16	6.3	0-1	.000	0-1	.000	0-0	.000	0	1	1	1.0	1	0	0	0	0	0	0	0.0
Team											54	58	112				16					
<b>Total</b>		<b>29</b>	<b>5800</b>		<b>770-1647</b>	<b>.468</b>	<b>175-506</b>	<b>.346</b>	<b>488-714</b>	<b>.683</b>	<b>324</b>	<b>674</b>	<b>998</b>	<b>34.4</b>	<b>564</b>	<b>11</b>	<b>343</b>	<b>361</b>	<b>89</b>	<b>209</b>	<b>2203</b>	<b>76.0</b>
<b>Opponents</b>		<b>29</b>	<b>5799</b>		<b>698-1603</b>	<b>.435</b>	<b>213-683</b>	<b>.312</b>	<b>491-686</b>	<b>.716</b>	<b>302</b>	<b>650</b>	<b>952</b>	<b>32.8</b>	<b>544</b>	<b>11</b>	<b>405</b>	<b>399</b>	<b>109</b>	<b>211</b>	<b>2100</b>	<b>72.4</b>

### Team Statistics

	NORF	OPP
<b>Scoring</b>	<b>2203</b>	<b>2100</b>
Points per game	76.0	72.4
Scoring margin	+3.6	-
<b>Field goals-att</b>	<b>770-1647</b>	<b>698-1603</b>
Field goal pct	.468	.435
<b>3 point fg-att</b>	<b>175-506</b>	<b>213-683</b>
3-point FG pct	.346	.312
3-pt FG made per game	6.0	7.3
<b>Free throws-att</b>	<b>488-714</b>	<b>491-686</b>
Free throw pct	.683	.716
F-Throws made per game	16.8	16.9
<b>Rebounds</b>	<b>998</b>	<b>952</b>
Rebounds per game	34.4	32.8
Rebounding margin	+1.6	-
<b>Assists</b>	<b>343</b>	<b>405</b>
Assists per game	11.8	14.0
<b>Turnovers</b>	<b>361</b>	<b>399</b>
Turnovers per game	12.4	13.8
Turnover margin	+1.3	-
Assist/turnover ratio	1.0	1.0
<b>Steals</b>	<b>209</b>	<b>211</b>
Steals per game	7.2	7.3
<b>Blocks</b>	<b>89</b>	<b>109</b>
Blocks per game	3.1	3.8
<b>Winning streak</b>	<b>5</b>	<b>-</b>
Home win streak	3	-
<b>Attendance</b>	<b>24469</b>	<b>46342</b>
Home games-Avg/Game	12-2039	14-3310
Neutral site-Avg/Game	-	3-1242

### Team Results

Date	Opponent		Score	Att.
11/03/2025	Washington Adventist	W	98-76	1820
11/05/2025	Regent	W	119-55	1737
11/08/2025	William & Mary	L	78-81	1863
11/11/2025	at Old Dominion	L	57-60	7951
11/14/2025	at Towson	L	41-51	2323
11/21/2025	Hampton	W	62-60	3912
11/23/2025	at Wyoming	L	67-75	3245
11/25/2025	Virginia-Lynchburg	W	136-79	1312
11/29/2025	at Arizona	L	61-98	13461
12/06/2025	at James Madison	L	67-68	2730
12/10/2025	at Baylor	L	67-97	4584
12/18/2025	vs Grambling	L	68-80	535
12/19/2025	vs Jackson St.	W	82-72	375
12/21/2025	at UTEP	W	72-71	3525
12/22/2025	vs UC Irvine	L	70-89	2816
12/28/2025	at Louisiana	L	54-63	2454
01/03/2026	at N.C. Central	L	67-69	1054
01/10/2026	at Delaware St.	W	66-64	500
01/12/2026	UMES	L	70-74	1240
01/17/2026	at South Carolina St.	W	89-82	1139
01/19/2026	Elizabeth City St.	W	86-61	2157
01/24/2026	Coppin St.	W	103-76	1483
01/26/2026	Morgan St.	L	78-79	2139
01/31/2026	at Howard	L	60-88	1848
02/07/2026	N.C. Central	W	75-68	2235
02/14/2026	Delaware St.	W	75-58	2431
02/16/2026	at UMES	W	70-66	1100
02/21/2026	South Carolina St.	W	90-71	2140
02/28/2026	at Coppin St.	W	75-69	428



**2025-26 Norfolk St. Men's Basketball  
Individual Game-by-Game  
All games**

**#0 NEWTON, Adrean**

Opponent	Date	GS	MIN	Total		3-Pointers		Free throws		Rebounds				PF	A	TO	BLK	STL	PTS	AVG	
				FG-FGA	PCT	3FG-3FGA	PCT	FT-FTA	PCT	OFF	DEF	TOT	AVG								
Washington Adventist	11/03/2025	*	18:27	1-3	.333	0-0	.000	4-4	1.000	2	1	3	3.0	3	4	1	0	2	6	6.0	
Regent	11/05/2025	*	19:11	6-10	.600	2-2	1.000	0-0	.000	2	3	5	4.0	2	3	1	0	3	14	10.0	
William & Mary	11/08/2025	*	19:08	1-4	.250	0-1	.000	2-4	.500	1	1	2	3.3	4	3	3	0	2	4	8.0	
at Old Dominion	11/11/2025	*	03:59	0-1	.000	0-1	.000	1-2	.500	0	0	0	2.5	3	0	2	0	1	1	6.3	
at Towson	11/14/2025	*	13:49	2-5	.400	1-2	.500	0-2	.000	2	1	3	2.6	2	0	1	0	2	5	6.0	
at Arizona	11/29/2025		08:43	2-2	1.000	0-0	.000	0-0	.000	1	0	1	2.3	5	2	1	0	0	4	5.7	
at James Madison	12/06/2025	*	12:23	2-4	.500	0-0	.000	1-2	.500	0	1	1	2.1	2	1	0	0	0	5	5.6	
at Baylor	12/10/2025		22:33	2-4	.500	1-2	.500	0-2	.000	0	0	0	1.9	2	3	2	0	1	5	5.5	
vs Grambling	12/18/2025		11:27	1-1	1.000	0-0	.000	0-2	.000	0	0	0	1.7	2	0	1	0	0	2	5.1	
vs Jackson St.	12/19/2025	*	22:13	3-4	.750	2-2	1.000	2-2	1.000	1	0	1	1.6	3	7	4	0	0	10	5.6	
at UTEP	12/21/2025	*	28:08	3-6	.500	1-1	1.000	0-0	.000	0	3	3	1.7	2	5	1	0	1	7	5.7	
vs UC Irvine	12/22/2025	*	10:35	0-1	.000	0-0	.000	0-0	.000	0	1	1	1.7	3	1	1	0	0	0	5.3	
at N.C. Central	01/03/2026	*	15:58	1-2	.500	0-0	.000	0-0	.000	0	1	1	1.6	4	1	0	0	1	2	5.0	
at Delaware St.	01/10/2026	*	28:31	1-6	.167	0-2	.000	2-4	.500	1	1	2	1.6	2	4	4	0	1	4	4.9	
UMES	01/12/2026	*	18:19	0-4	.000	0-1	.000	0-0	.000	0	0	0	1.5	0	1	1	0	0	0	4.6	
at South Carolina St.	01/17/2026	*	08:45	1-1	1.000	1-1	1.000	0-0	.000	0	0	0	1.4	0	1	3	0	1	3	4.5	
Elizabeth City St.	01/19/2026	*	06:56	0-0	.000	0-0	.000	0-0	.000	0	1	1	1.4	0	0	1	0	0	0	4.2	
Coppin St.	01/24/2026	*	11:42	3-3	1.000	1-1	1.000	0-0	.000	0	1	1	1.4	4	3	3	0	1	7	4.4	
Morgan St.	01/26/2026	*	15:53	2-6	.333	0-2	.000	0-0	.000	0	1	1	1.4	1	0	1	0	1	4	4.4	
N.C. Central	02/07/2026	*	17:29	2-3	.667	0-0	.000	0-0	.000	2	0	2	1.4	3	0	3	0	1	4	4.4	
Delaware St.	02/14/2026	*	20:54	1-3	.333	1-2	.500	0-0	.000	2	5	7	1.7	4	4	2	0	0	3	4.3	
at UMES	02/16/2026	*	16:04	1-2	.500	0-0	.000	1-2	.500	0	3	3	1.7	1	0	1	0	2	3	4.2	
South Carolina St.	02/21/2026	*	14:48	3-4	.750	0-0	.000	0-0	.000	0	1	1	1.7	1	5	2	0	2	6	4.3	
at Coppin St.	02/28/2026	*	06:11	0-1	.000	0-0	.000	0-0	.000	0	0	0	1.6	0	2	0	1	0	0	4.1	
<b>Totals</b>			<b>21</b>	<b>372:06</b>	<b>38-80</b>	<b>.475</b>	<b>10-20</b>	<b>.500</b>	<b>13-26</b>	<b>.500</b>	<b>14</b>	<b>25</b>	<b>39</b>	<b>1.6</b>	<b>53</b>	<b>50</b>	<b>39</b>	<b>1</b>	<b>22</b>	<b>99</b>	<b>4.1</b>

**Player Averages**

Games Played	Minutes/ game	Points/ game	FG Pct	3FG Pct	FT Pct	Rebounds/ game	Assists/ game	Turnovers/ game	Assist/Turnover ratio	Steals/ game	Blocks/ game
24	15.5	4.1	47.5	50.0	50.0	1.6	2.1	1.6	1.3	0.9	0.0



**2025-26 Norfolk St. Men's Basketball  
Individual Game-by-Game  
All games**

**#1 WRIGHT-FORDE, Dian**

Opponent	Date	GS	MIN	Total		3-Pointers		Free throws		Rebounds				PF	A	TO	BLK	STL	PTS	AVG
				FG-FGA	PCT	3FG-3FGA	PCT	FT-FTA	PCT	OFF	DEF	TOT	AVG							
Washington Adventist	11/03/2025		15:14	1-4	.250	0-2	.000	1-2	.500	0	1	1	1.0	1	4	1	0	1	3	3.0
William & Mary	11/08/2025		12:19	2-4	.500	0-1	.000	2-4	.500	0	2	2	1.5	3	0	1	1	1	6	4.5
at Old Dominion	11/11/2025		09:23	0-1	.000	0-0	.000	0-0	.000	0	1	1	1.3	1	1	0	0	0	0	3.0
at Towson	11/14/2025		12:15	1-4	.250	0-2	.000	1-3	.333	2	0	2	1.5	2	0	1	0	0	3	3.0
Hampton	11/21/2025		09:30	2-3	.667	0-0	.000	0-2	.000	1	0	1	1.4	1	0	0	0	2	4	3.2
at Wyoming	11/23/2025		27:28	4-6	.667	0-1	.000	5-7	.714	1	1	2	1.5	5	2	1	0	2	13	4.8
Virginia-Lynchburg	11/25/2025		20:17	6-10	.600	2-4	.500	2-2	1.000	3	0	3	1.7	3	2	0	0	2	16	6.4
at Arizona	11/29/2025		14:08	2-5	.400	0-0	.000	0-0	.000	0	1	1	1.6	1	2	2	0	0	4	6.1
at James Madison	12/06/2025		13:00	0-1	.000	0-0	.000	0-2	.000	0	1	1	1.6	2	0	1	0	1	0	5.4
at Baylor	12/10/2025		04:25	0-1	.000	0-0	.000	0-0	.000	0	0	0	1.4	1	0	0	0	0	0	4.9
vs Grambling	12/18/2025		09:00	0-2	.000	0-0	.000	0-2	.000	0	1	1	1.4	1	0	2	0	2	0	4.5
vs Jackson St.	12/19/2025		09:59	1-4	.250	1-3	.333	0-0	.000	0	0	0	1.3	1	0	2	0	0	3	4.3
at UTEP	12/21/2025		05:23	1-2	.500	0-0	.000	0-0	.000	0	1	1	1.2	0	1	1	0	0	2	4.2
vs UC Irvine	12/22/2025		20:18	4-7	.571	0-0	.000	6-7	.857	3	2	5	1.5	2	2	0	0	0	14	4.9
at Louisiana	12/28/2025		17:42	1-1	1.000	1-1	1.000	0-0	.000	1	0	1	1.5	2	4	0	0	1	3	4.7
at N.C. Central	01/03/2026		10:15	4-4	1.000	0-0	.000	1-3	.333	0	2	2	1.5	1	1	1	0	0	9	5.0
at Delaware St.	01/10/2026		12:03	0-3	.000	0-0	.000	0-0	.000	0	2	2	1.5	0	0	0	0	0	0	4.7
UMES	01/12/2026		10:20	1-3	.333	0-0	.000	2-3	.667	1	1	2	1.6	0	1	0	0	0	4	4.7
at South Carolina St.	01/17/2026		14:47	1-3	.333	0-1	.000	2-4	.500	0	2	2	1.6	2	2	0	1	1	4	4.6
Elizabeth City St.	01/19/2026		23:06	4-5	.800	1-2	.500	0-2	.000	1	2	3	1.7	2	3	2	2	2	9	4.9
Coppin St.	01/24/2026		15:30	1-3	.333	1-2	.500	4-4	1.000	0	2	2	1.7	1	1	3	2	3	7	5.0
Morgan St.	01/26/2026		13:31	3-11	.273	0-3	.000	2-3	.667	2	4	6	1.9	0	2	0	0	2	8	5.1
at Howard	01/31/2026		21:33	3-6	.500	1-2	.500	0-0	.000	0	0	0	1.8	2	0	2	1	1	7	5.2
N.C. Central	02/07/2026		11:35	0-2	.000	0-0	.000	2-2	1.000	0	2	2	1.8	1	0	1	0	0	2	5.0
Delaware St.	02/14/2026		05:52	0-0	.000	0-0	.000	0-2	.000	1	0	1	1.8	3	0	2	0	0	0	4.8
at UMES	02/16/2026		17:18	4-6	.667	2-3	.667	0-0	.000	2	3	5	1.9	0	1	1	1	0	10	5.0
South Carolina St.	02/21/2026		14:05	0-1	.000	0-0	.000	0-2	.000	0	0	0	1.8	2	2	1	0	0	0	4.9
at Coppin St.	02/28/2026		21:58	3-5	.600	1-1	1.000	5-6	.833	0	2	2	1.8	0	2	0	0	1	12	5.1
<b>Totals</b>		<b>0</b>	<b>392:14</b>	<b>49-107</b>	<b>.458</b>	<b>10-28</b>	<b>.357</b>	<b>35-62</b>	<b>.565</b>	<b>18</b>	<b>33</b>	<b>51</b>	<b>1.8</b>	<b>40</b>	<b>33</b>	<b>25</b>	<b>8</b>	<b>22</b>	<b>143</b>	<b>5.1</b>

**Player Averages**

Games Played	Minutes/ game	Points/ game	FG Pct	3FG Pct	FT Pct	Rebounds/ game	Assists/ game	Turnovers/ game	Assist/Turnover ratio	Steals/ game	Blocks/ game
28	14.0	5.1	45.8	35.7	56.5	1.8	1.2	0.9	1.3	0.8	0.3



**2025-26 Norfolk St. Men's Basketball  
Individual Game-by-Game  
All games**

**#2 JAMISON, Elijah**

Opponent	Date	GS	MIN	Total		3-Pointers		Free throws		Rebounds				PF	A	TO	BLK	STL	PTS	AVG
				FG-FGA	PCT	3FG-3FGA	PCT	FT-FTA	PCT	OFF	DEF	TOT	AVG							
Washington Adventist	11/03/2025		22:08	4-6	.667	0-2	.000	6-6	1.000	0	4	4	4.0	2	4	3	0	1	14	14.0
Regent	11/05/2025		21:54	5-9	.556	0-4	.000	0-0	.000	0	2	2	3.0	1	4	1	0	2	10	12.0
William & Mary	11/08/2025		31:09	5-12	.417	2-4	.500	3-8	.375	1	4	5	3.7	3	5	5	0	0	15	13.0
at Old Dominion	11/11/2025		29:25	6-13	.462	0-1	.000	2-2	1.000	1	5	6	4.3	1	3	2	0	0	14	13.3
at Towson	11/14/2025		32:06	4-12	.333	0-1	.000	0-2	.000	1	3	4	4.2	3	3	0	0	1	8	12.2
Hampton	11/21/2025	*	36:16	6-14	.429	1-3	.333	5-7	.714	1	4	5	4.3	2	2	1	0	0	18	13.2
at Wyoming	11/23/2025	*	31:57	6-13	.462	2-6	.333	5-5	1.000	0	1	1	3.9	1	1	3	1	2	19	14.0
Virginia-Lynchburg	11/25/2025	*	24:15	8-11	.727	0-3	.000	1-1	1.000	0	4	4	3.9	4	11	0	0	0	17	14.4
at Arizona	11/29/2025	*	22:17	3-14	.214	2-5	.400	0-0	.000	0	1	1	3.6	1	2	2	0	0	8	13.7
at James Madison	12/06/2025		29:48	7-13	.538	1-2	.500	2-3	.667	0	0	0	3.2	0	2	3	0	0	17	14.0
at Baylor	12/10/2025	*	37:57	6-15	.400	2-2	1.000	5-6	.833	0	5	5	3.4	2	1	3	0	0	19	14.5
vs Grambling	12/18/2025	*	34:15	10-21	.476	0-3	.000	6-8	.750	1	5	6	3.6	1	3	4	0	2	26	15.4
vs Jackson St.	12/19/2025	*	30:37	8-10	.800	5-5	1.000	9-9	1.000	0	2	2	3.5	0	4	1	0	1	30	16.5
at UTEP	12/21/2025	*	18:47	4-10	.400	1-2	.500	3-4	.750	0	1	1	3.3	4	1	1	0	0	12	16.2
vs UC Irvine	12/22/2025	*	18:46	3-6	.500	1-2	.500	0-0	.000	0	0	0	3.1	1	1	5	0	0	7	15.6
at Louisiana	12/28/2025	*	26:41	2-12	.167	0-3	.000	3-4	.750	0	2	2	3.0	1	3	1	0	1	7	15.1
at N.C. Central	01/03/2026	*	34:27	6-16	.375	2-8	.250	1-2	.500	1	1	2	2.9	1	3	1	0	2	15	15.1
at Delaware St.	01/10/2026		21:40	6-9	.667	0-2	.000	4-5	.800	1	1	2	2.9	3	1	5	0	0	16	15.1
UMES	01/12/2026		27:35	4-7	.571	1-3	.333	6-6	1.000	0	3	3	2.9	2	6	1	0	0	15	15.1
at South Carolina St.	01/17/2026		31:53	5-8	.625	0-1	.000	4-4	1.000	2	3	5	3.0	1	3	3	0	0	14	15.1
Elizabeth City St.	01/19/2026		28:18	5-16	.313	0-3	.000	2-2	1.000	1	0	1	2.9	1	0	1	0	0	12	14.9
Coppin St.	01/24/2026		25:25	2-5	.400	2-3	.667	10-13	.769	2	4	6	3.0	2	4	4	0	2	16	15.0
Morgan St.	01/26/2026		24:07	4-13	.308	1-4	.250	4-7	.571	1	2	3	3.0	1	2	1	0	0	13	14.9
at Howard	01/31/2026	*	34:35	3-15	.200	1-6	.167	2-2	1.000	2	3	5	3.1	1	2	3	0	2	9	14.6
N.C. Central	02/07/2026		28:40	8-11	.727	3-4	.750	9-10	.900	0	2	2	3.1	1	3	4	0	1	28	15.2
Delaware St.	02/14/2026		26:27	4-7	.571	0-0	.000	4-5	.800	1	4	5	3.2	1	1	3	0	0	12	15.0
at UMES	02/16/2026		25:18	2-8	.250	0-2	.000	2-3	.667	0	3	3	3.1	2	5	1	0	2	6	14.7
South Carolina St.	02/21/2026		27:53	4-8	.500	0-2	.000	3-3	1.000	0	3	3	3.1	4	6	2	0	0	11	14.6
at Coppin St.	02/28/2026		19:09	3-9	.333	0-3	.000	6-7	.857	0	3	3	3.1	3	1	1	0	1	12	14.5
<b>Totals</b>		<b>12</b>	<b>803:45</b>	<b>143-323</b>	<b>.443</b>	<b>27-89</b>	<b>.303</b>	<b>107-134</b>	<b>.799</b>	<b>16</b>	<b>75</b>	<b>91</b>	<b>3.1</b>	<b>50</b>	<b>87</b>	<b>65</b>	<b>1</b>	<b>20</b>	<b>420</b>	<b>14.5</b>

**Player Averages**

Games Played	Minutes/game	Points/game	FG Pct	3FG Pct	FT Pct	Rebounds/game	Assists/game	Turnovers/game	Assist/Turnover ratio	Steals/game	Blocks/game
29	27.7	14.5	44.3	30.3	79.9	3.1	3.0	2.2	1.3	0.7	0.0



**2025-26 Norfolk St. Men's Basketball  
Individual Game-by-Game  
All games**

**#3 JENKINS, My'kel**

Opponent	Date	GS	MIN	Total		3-Pointers		Free throws		Rebounds				PF	A	TO	BLK	STL	PTS	AVG
				FG-FGA	PCT	3FG-3FGA	PCT	FT-FTA	PCT	OFF	DEF	TOT	AVG							
Washington Adventist	11/03/2025		15:44	6-9	.667	1-3	.333	2-4	.500	3	3	6	6.0	1	0	1	1	2	15	15.0
Regent	11/05/2025		16:51	4-8	.500	1-2	.500	0-0	.000	0	3	3	4.5	0	0	1	1	2	9	12.0
William & Mary	11/08/2025		30:28	4-10	.400	4-8	.500	3-4	.750	1	6	7	5.3	1	3	0	1	1	15	13.0
at Old Dominion	11/11/2025		20:59	3-8	.375	1-4	.250	0-0	.000	0	0	0	4.0	1	0	0	0	0	7	11.5
at Towson	11/14/2025		17:30	0-5	.000	0-2	.000	0-0	.000	0	2	2	3.6	3	0	0	1	0	0	9.2
at Arizona	11/29/2025		24:59	1-5	.200	0-1	.000	0-2	.000	0	1	1	3.2	3	2	2	0	1	2	8.0
at James Madison	12/06/2025		13:59	1-2	.500	0-0	.000	0-0	.000	0	3	3	3.1	2	0	2	1	2	2	7.1
vs Grambling	12/18/2025		15:22	2-4	.500	0-1	.000	0-0	.000	0	1	1	2.9	2	2	0	0	0	4	6.8
vs Jackson St.	12/19/2025		15:36	0-3	.000	0-1	.000	0-0	.000	1	1	2	2.8	1	2	1	1	0	0	6.0
at UTEP	12/21/2025		22:27	3-9	.333	1-5	.200	0-0	.000	2	3	5	3.0	2	1	2	0	1	7	6.1
vs UC Irvine	12/22/2025		25:02	3-7	.429	1-3	.333	2-2	1.000	1	4	5	3.2	1	3	0	0	1	9	6.4
at Louisiana	12/28/2025		22:04	2-6	.333	1-2	.500	4-4	1.000	1	2	3	3.2	1	0	2	0	0	9	6.6
at N.C. Central	01/03/2026		20:32	2-3	.667	0-0	.000	2-2	1.000	2	3	5	3.3	1	0	1	2	1	6	6.5
at Delaware St.	01/10/2026		18:05	0-3	.000	0-1	.000	0-0	.000	0	2	2	3.2	0	2	2	1	2	0	6.1
UMES	01/12/2026		12:56	2-5	.400	0-1	.000	2-2	1.000	0	3	3	3.2	2	0	0	0	3	6	6.1
at South Carolina St.	01/17/2026		24:29	4-6	.667	2-3	.667	4-5	.800	0	5	5	3.3	3	1	4	1	3	14	6.6
Coppin St.	01/24/2026		12:36	0-4	.000	0-2	.000	0-0	.000	0	3	3	3.3	5	1	1	0	0	0	6.2
Morgan St.	01/26/2026		16:57	0-5	.000	0-2	.000	2-2	1.000	1	4	5	3.4	1	3	0	0	1	2	5.9
at Howard	01/31/2026		26:14	3-7	.429	1-2	.500	1-2	.500	1	0	1	3.3	3	1	1	0	2	8	6.1
N.C. Central	02/07/2026		22:51	3-5	.600	1-3	.333	1-3	.333	0	3	3	3.3	2	1	3	0	2	8	6.2
Delaware St.	02/14/2026		14:30	0-3	.000	0-0	.000	2-2	1.000	1	2	3	3.2	0	0	0	0	0	2	6.0
at UMES	02/16/2026		09:38	1-2	.500	1-2	.500	0-0	.000	0	0	0	3.1	1	0	0	0	0	3	5.8
South Carolina St.	02/21/2026		11:05	2-3	.667	2-3	.667	0-1	.000	0	3	3	3.1	1	0	1	1	1	6	5.8
at Coppin St.	02/28/2026		16:47	2-6	.333	2-5	.400	0-0	.000	1	0	1	3.0	0	0	0	1	0	6	5.8
<b>Totals</b>		<b>0</b>	<b>447:41</b>	<b>48-128</b>	<b>.375</b>	<b>19-56</b>	<b>.339</b>	<b>25-35</b>	<b>.714</b>	<b>15</b>	<b>57</b>	<b>72</b>	<b>3.0</b>	<b>37</b>	<b>22</b>	<b>24</b>	<b>12</b>	<b>25</b>	<b>140</b>	<b>5.8</b>

**Player Averages**

Games Played	Minutes/game	Points/game	FG Pct	3FG Pct	FT Pct	Rebounds/game	Assists/game	Turnovers/game	Assist/Turnover ratio	Steals/game	Blocks/game
24	18.7	5.8	37.5	33.9	71.4	3.0	0.9	1.0	0.9	1.0	0.5



**2025-26 Norfolk St. Men's Basketball  
Individual Game-by-Game  
All games**

**#6 BAINES, Melo**

Opponent	Date	GS	MIN	Total		3-Pointers		Free throws		Rebounds				PF	A	TO	BLK	STL	PTS	AVG
				FG-FGA	PCT	3FG-3FGA	PCT	FT-FTA	PCT	OFF	DEF	TOT	AVG							
Washington Adventist	11/03/2025		17:50	1-5	.200	0-0	.000	0-0	.000	1	3	4	4.0	2	0	0	0	1	2	2.0
Regent	11/05/2025		12:57	3-6	.500	0-0	.000	1-1	1.000	5	2	7	5.5	4	0	1	0	0	7	4.5
William & Mary	11/08/2025		12:48	0-1	.000	0-0	.000	2-4	.500	1	1	2	4.3	3	0	1	0	0	2	3.7
at Old Dominion	11/11/2025		12:11	3-6	.500	0-0	.000	0-0	.000	0	0	0	3.3	0	0	0	0	0	6	4.3
at Towson	11/14/2025		09:45	1-2	.500	0-0	.000	0-0	.000	1	1	2	3.0	0	0	0	0	0	2	3.8
Hampton	11/21/2025		11:16	1-1	1.000	0-0	.000	0-0	.000	2	0	2	2.8	2	0	2	0	0	2	3.5
at Wyoming	11/23/2025		11:08	1-2	.500	0-0	.000	2-2	1.000	0	2	2	2.7	1	1	0	0	0	4	3.6
Virginia-Lynchburg	11/25/2025	*	18:57	15-15	1.000	0-0	.000	0-0	.000	2	3	5	3.0	0	1	0	1	0	30	6.9
at Arizona	11/29/2025	*	12:11	4-5	.800	0-0	.000	0-0	.000	1	2	3	3.0	5	0	1	0	0	8	7.0
at James Madison	12/06/2025		06:35	0-0	.000	0-0	.000	0-0	.000	0	0	0	2.7	3	0	0	0	0	0	6.3
vs Grambling	12/18/2025		04:27	0-0	.000	0-0	.000	0-0	.000	0	1	1	2.5	1	0	0	0	0	0	5.7
vs Jackson St.	12/19/2025		13:30	3-3	1.000	0-0	.000	0-0	.000	0	6	6	2.8	1	0	0	0	1	6	5.8
at UTEP	12/21/2025		03:32	1-1	1.000	0-0	.000	0-0	.000	0	0	0	2.6	0	0	0	0	0	2	5.5
vs UC Irvine	12/22/2025		10:10	2-3	.667	0-0	.000	0-0	.000	0	1	1	2.5	0	0	1	0	0	4	5.4
at Louisiana	12/28/2025		01:06	0-0	.000	0-0	.000	0-0	.000	0	0	0	2.3	0	0	0	0	0	0	5.0
UMES	01/12/2026		15:34	2-2	1.000	0-0	.000	3-4	.750	0	2	2	2.3	3	0	1	0	0	7	5.1
at South Carolina St.	01/17/2026		11:16	1-3	.333	0-0	.000	3-4	.750	0	1	1	2.2	3	0	0	0	0	5	5.1
Elizabeth City St.	01/19/2026		12:43	5-7	.714	0-0	.000	1-1	1.000	2	1	3	2.3	3	0	1	0	0	11	5.4
Coppin St.	01/24/2026		14:05	1-1	1.000	0-0	.000	3-4	.750	0	2	2	2.3	2	0	1	1	0	5	5.4
Morgan St.	01/26/2026		11:55	0-0	.000	0-0	.000	0-2	.000	0	1	1	2.2	3	0	2	0	0	0	5.2
at Howard	01/31/2026		03:06	0-0	.000	0-0	.000	0-0	.000	0	0	0	2.1	0	0	0	0	0	0	4.9
N.C. Central	02/07/2026		13:21	1-2	.500	0-0	.000	4-4	1.000	1	0	1	2.0	2	0	2	0	0	6	5.0
Delaware St.	02/14/2026		03:53	0-0	.000	0-0	.000	0-0	.000	0	1	1	2.0	3	0	1	0	0	0	4.7
at UMES	02/16/2026		16:04	3-3	1.000	0-0	.000	0-0	.000	0	0	0	1.9	3	0	1	0	0	6	4.8
South Carolina St.	02/21/2026		19:00	3-6	.500	1-1	1.000	2-2	1.000	2	4	6	2.1	3	0	0	0	0	9	5.0
at Coppin St.	02/28/2026		15:35	1-1	1.000	0-0	.000	0-0	.000	0	3	3	2.1	2	0	0	1	0	2	4.8
<b>Totals</b>		<b>2</b>	<b>294:55</b>	<b>52-75</b>	<b>.693</b>	<b>1-1</b>	<b>1.000</b>	<b>21-28</b>	<b>.750</b>	<b>18</b>	<b>37</b>	<b>55</b>	<b>2.1</b>	<b>49</b>	<b>2</b>	<b>15</b>	<b>3</b>	<b>2</b>	<b>126</b>	<b>4.8</b>

**Player Averages**

Games Played	Minutes/game	Points/game	FG Pct	3FG Pct	FT Pct	Rebounds/game	Assists/game	Turnovers/game	Assist/Turnover ratio	Steals/game	Blocks/game
26	11.3	4.8	69.3	100.0	75.0	2.1	0.1	0.6	0.1	0.1	0.1



**2025-26 Norfolk St. Men's Basketball  
Individual Game-by-Game  
All games**

**#7 MCCOMB III, Anthony**

Opponent	Date	GS	MIN	Total		3-Pointers		Free throws		Rebounds				PF	A	TO	BLK	STL	PTS	AVG	
				FG-FGA	PCT	3FG-3FGA	PCT	FT-FTA	PCT	OFF	DEF	TOT	AVG								
Washington Adventist	11/03/2025	*	30:38	7-12	.583	1-3	.333	4-5	.800	3	2	5	5.0	3	0	1	0	1	19	19.0	
Regent	11/05/2025	*	26:32	5-9	.556	2-5	.400	6-8	.750	0	3	3	4.0	0	1	1	0	3	18	18.5	
William & Mary	11/08/2025	*	35:46	6-13	.462	4-8	.500	3-3	1.000	3	2	5	4.3	2	2	2	2	2	19	18.7	
at Old Dominion	11/11/2025	*	32:17	4-11	.364	3-6	.500	2-2	1.000	0	4	4	4.3	2	2	2	1	3	13	17.3	
at Towson	11/14/2025	*	35:15	2-13	.154	1-6	.167	2-4	.500	1	7	8	5.0	0	0	1	0	0	7	15.2	
Hampton	11/21/2025	*	37:39	5-13	.385	1-4	.250	2-3	.667	0	4	4	4.8	0	0	0	0	2	13	14.8	
at Wyoming	11/23/2025	*	32:00	6-15	.400	1-3	.333	6-8	.750	2	4	6	5.0	4	0	1	0	0	19	15.4	
Virginia-Lynchburg	11/25/2025	*	33:19	9-14	.643	4-7	.571	4-4	1.000	3	6	9	5.5	1	1	0	2	2	26	16.8	
at Arizona	11/29/2025	*	37:42	8-18	.444	1-5	.200	2-2	1.000	0	1	1	5.0	2	1	3	0	1	19	17.0	
at James Madison	12/06/2025	*	37:07	2-9	.222	1-1	1.000	4-4	1.000	0	6	6	5.1	2	0	4	1	1	9	16.2	
at Baylor	12/10/2025	*	36:39	4-13	.308	0-3	.000	11-12	.917	1	5	6	5.2	1	1	1	0	2	19	16.5	
vs Grambling	12/18/2025	*	31:00	3-11	.273	1-4	.250	5-8	.625	3	3	6	5.3	4	4	2	1	0	12	16.1	
vs Jackson St.	12/19/2025	*	30:34	7-16	.438	2-6	.333	3-4	.750	2	3	5	5.2	0	2	3	0	0	19	16.3	
at UTEP	12/21/2025	*	33:44	5-11	.455	1-5	.200	10-16	.625	1	4	5	5.2	0	1	2	0	1	21	16.6	
vs UC Irvine	12/22/2025	*	36:11	5-11	.455	3-4	.750	4-7	.571	1	1	2	5.0	1	1	3	0	0	17	16.7	
at Louisiana	12/28/2025	*	35:09	4-14	.286	3-8	.375	0-0	.000	0	3	3	4.9	3	0	2	0	1	11	16.3	
at N.C. Central	01/03/2026	*	38:02	3-12	.250	1-4	.250	4-5	.800	3	2	5	4.9	2	0	1	0	0	11	16.0	
at Delaware St.	01/10/2026	*	36:40	7-8	.875	3-4	.750	6-8	.750	0	3	3	4.8	3	2	4	0	2	23	16.4	
UMES	01/12/2026	*	35:33	2-9	.222	0-2	.000	3-4	.750	2	1	3	4.7	5	2	1	0	1	7	15.9	
at South Carolina St.	01/17/2026	*	33:33	2-8	.250	1-4	.250	14-15	.933	0	2	2	4.6	0	2	3	0	1	19	16.1	
Elizabeth City St.	01/19/2026	*	35:21	7-11	.636	3-6	.500	8-9	.889	0	7	7	4.7	2	3	0	0	1	25	16.5	
Coppin St.	01/24/2026	*	36:36	10-16	.625	6-11	.545	3-4	.750	2	1	3	4.6	5	6	3	0	3	29	17.0	
Morgan St.	01/26/2026	*	35:05	4-8	.500	1-4	.250	5-8	.625	2	2	4	4.6	3	2	1	0	1	14	16.9	
at Howard	01/31/2026	*	26:12	2-10	.200	1-3	.333	6-8	.750	2	2	4	4.5	2	2	2	0	0	11	16.7	
N.C. Central	02/07/2026	*	31:54	2-8	.250	1-5	.200	3-4	.750	0	4	4	4.5	0	0	1	0	0	8	16.3	
Delaware St.	02/14/2026	*	34:05	7-16	.438	1-6	.167	4-4	1.000	1	4	5	4.5	3	1	1	0	2	19	16.4	
at UMES	02/16/2026	*	34:48	4-11	.364	3-6	.500	6-8	.750	1	2	3	4.5	0	2	0	1	2	17	16.4	
South Carolina St.	02/21/2026	*	33:25	7-12	.583	4-5	.800	6-6	1.000	1	1	2	4.4	2	1	1	1	1	24	16.7	
at Coppin St.	02/28/2026	*	38:15	7-13	.538	3-6	.500	5-7	.714	0	5	5	4.4	2	1	4	1	0	22	16.9	
<b>Totals</b>			<b>29</b>	<b>991:01</b>	<b>146-345</b>	<b>.423</b>	<b>57-144</b>	<b>.396</b>	<b>141-180</b>	<b>.783</b>	<b>34</b>	<b>94</b>	<b>128</b>	<b>4.4</b>	<b>54</b>	<b>40</b>	<b>50</b>	<b>10</b>	<b>33</b>	<b>490</b>	<b>16.9</b>

**Player Averages**

Games Played	Minutes/ game	Points/ game	FG Pct	3FG Pct	FT Pct	Rebounds/ game	Assists/ game	Turnovers/ game	Assist/Turnover ratio	Steals/ game	Blocks/ game
29	34.2	16.9	42.3	39.6	78.3	4.4	1.4	1.7	0.8	1.1	0.3



**2025-26 Norfolk St. Men's Basketball  
Individual Game-by-Game  
All games**

**#11 ELLIS, Devon**

Opponent	Date	GS	MIN	Total		3-Pointers		Free throws		Rebounds				PF	A	TO	BLK	STL	PTS	AVG
				FG-FGA	PCT	3FG-3FGA	PCT	FT-FTA	PCT	OFF	DEF	TOT	AVG							
Washington Adventist	11/03/2025	*	18:18	5-7	.714	1-1	1.000	1-1	1.000	2	4	6	6.0	2	0	1	1	1	12	12.0
Regent	11/05/2025	*	26:10	8-12	.667	1-2	.500	2-5	.400	1	3	4	5.0	1	0	0	1	4	19	15.5
William & Mary	11/08/2025	*	16:38	5-6	.833	1-2	.500	1-1	1.000	1	1	2	4.0	3	1	1	0	0	12	14.3
at Old Dominion	11/11/2025	*	31:18	4-9	.444	0-2	.000	3-3	1.000	5	2	7	4.8	1	1	1	1	0	11	13.5
at Towson	11/14/2025	*	33:53	4-11	.364	0-3	.000	0-0	.000	1	2	3	4.4	1	1	1	0	1	8	12.4
Hampton	11/21/2025	*	33:21	2-7	.286	1-2	.500	3-4	.750	2	2	4	4.3	2	2	1	0	0	8	11.7
at Wyoming	11/23/2025	*	24:52	1-4	.250	1-2	.500	0-1	.000	0	4	4	4.3	2	1	2	0	2	3	10.4
Virginia-Lynchburg	11/25/2025	*	26:49	8-10	.800	0-2	.000	4-4	1.000	2	4	6	4.5	1	6	1	1	0	20	11.6
at Arizona	11/29/2025	*	07:02	0-1	.000	0-0	.000	0-0	.000	1	2	3	4.3	2	1	1	0	0	0	10.3
at James Madison	12/06/2025	*	27:55	8-9	.889	1-1	1.000	0-2	.000	3	5	8	4.7	1	1	3	1	0	17	11.0
at Baylor	12/10/2025	*	35:31	5-10	.500	0-1	.000	0-2	.000	0	3	3	4.5	3	2	2	0	0	10	10.9
vs Grambling	12/18/2025	*	35:35	5-12	.417	2-4	.500	0-0	.000	3	4	7	4.8	3	0	3	0	1	12	11.0
vs Jackson St.	12/19/2025	*	24:55	3-8	.375	0-2	.000	0-1	.000	0	2	2	4.5	2	3	0	1	0	6	10.6
at UTEP	12/21/2025	*	23:49	1-1	1.000	1-1	1.000	2-2	1.000	2	4	6	4.6	2	3	3	0	0	5	10.2
vs UC Irvine	12/22/2025	*	14:58	3-4	.750	1-1	1.000	2-2	1.000	1	3	4	4.6	1	0	1	0	0	9	10.1
at Louisiana	12/28/2025	*	17:56	1-3	.333	0-0	.000	0-0	.000	0	2	2	4.4	1	2	0	0	0	2	9.6
at N.C. Central	01/03/2026	*	28:44	7-15	.467	1-3	.333	3-4	.750	5	3	8	4.6	1	4	2	2	1	18	10.1
at Delaware St.	01/10/2026	*	29:43	1-5	.200	1-2	.500	0-0	.000	0	2	2	4.5	2	1	1	0	0	3	9.7
UMES	01/12/2026	*	26:07	2-5	.400	0-2	.000	3-6	.500	1	2	3	4.4	4	1	0	0	0	7	9.6
at South Carolina St.	01/17/2026	*	26:14	4-5	.800	0-0	.000	5-5	1.000	1	0	1	4.3	2	0	0	0	0	13	9.8
Elizabeth City St.	01/19/2026	*	32:35	4-5	.800	0-0	.000	7-9	.778	0	3	3	4.2	4	1	2	0	0	15	10.0
Coppin St.	01/24/2026	*	35:41	5-8	.625	1-2	.500	8-10	.800	1	2	3	4.1	3	2	2	0	1	19	10.4
Morgan St.	01/26/2026	*	30:04	4-9	.444	2-3	.667	1-2	.500	2	5	7	4.3	2	1	3	0	3	11	10.4
at Howard	01/31/2026	*	19:16	1-5	.200	1-2	.500	3-4	.750	0	0	0	4.1	4	1	2	2	0	6	10.3
N.C. Central	02/07/2026	*	34:35	3-6	.500	0-1	.000	1-2	.500	2	1	3	4.0	2	3	1	1	1	7	10.1
Delaware St.	02/14/2026	*	36:42	7-10	.700	1-3	.333	2-6	.333	3	3	6	4.1	2	4	1	0	1	17	10.4
at UMES	02/16/2026	*	31:23	6-8	.750	3-3	1.000	2-3	.667	1	5	6	4.2	1	2	0	0	0	17	10.6
South Carolina St.	02/21/2026	*	12:28	3-6	.500	1-2	.500	2-2	1.000	0	2	2	4.1	4	0	1	0	0	9	10.6
at Coppin St.	02/28/2026	*	33:12	3-9	.333	0-3	.000	4-5	.800	1	5	6	4.2	3	1	0	0	2	10	10.6
<b>Totals</b>			<b>29 775:44</b>	<b>113-210</b>	<b>.538</b>	<b>21-52</b>	<b>.404</b>	<b>59-86</b>	<b>.686</b>	<b>41</b>	<b>80</b>	<b>121</b>	<b>4.2</b>	<b>62</b>	<b>45</b>	<b>36</b>	<b>11</b>	<b>18</b>	<b>306</b>	<b>10.6</b>

**Player Averages**

Games Played	Minutes/ game	Points/ game	FG Pct	3FG Pct	FT Pct	Rebounds/ game	Assists/ game	Turnovers/ game	Assist/Turnover ratio	Steals/ game	Blocks/ game
29	26.7	10.6	53.8	40.4	68.6	4.2	1.6	1.2	1.3	0.6	0.4



**2025-26 Norfolk St. Men's Basketball  
Individual Game-by-Game  
All games**

**#20 LEAKS, Jordan**

Opponent	Date	GS	MIN	Total		3-Pointers		Free throws		Rebounds				PF	A	TO	BLK	STL	PTS	AVG	
				FG-FGA	PCT	3FG-3FGA	PCT	FT-FTA	PCT	OFF	DEF	TOT	AVG								
Washington Adventist	11/03/2025	*	19:45	4-9	.444	2-5	.400	1-2	.500	0	3	3	3.0	4	0	1	0	1	11	11.0	
Regent	11/05/2025	*	27:29	5-11	.455	3-7	.429	2-2	1.000	2	1	3	3.0	1	6	1	0	4	15	13.0	
William & Mary	11/08/2025	*	13:54	0-3	.000	0-3	.000	0-0	.000	0	1	1	2.3	4	2	1	0	0	0	8.7	
at Old Dominion	11/11/2025	*	28:14	1-5	.200	0-3	.000	2-2	1.000	2	2	4	2.8	0	2	1	0	0	4	7.5	
at Towson	11/14/2025	*	15:12	1-4	.250	0-0	.000	0-0	.000	0	2	2	2.6	2	1	1	0	0	2	6.4	
Hampton	11/21/2025	*	34:14	3-6	.500	2-4	.500	0-2	.000	0	6	6	3.2	3	1	4	0	2	8	6.7	
at Wyoming	11/23/2025	*	25:05	1-3	.333	1-2	.500	0-2	.000	0	0	0	2.7	2	0	3	1	0	3	6.1	
Virginia-Lynchburg	11/25/2025	*	27:47	2-9	.222	0-6	.000	0-0	.000	0	6	6	3.1	1	5	1	0	1	4	5.9	
at Arizona	11/29/2025	*	28:07	1-4	.250	1-2	.500	0-0	.000	0	3	3	3.1	1	1	2	0	0	3	5.6	
at James Madison	12/06/2025	*	25:48	2-6	.333	0-4	.000	0-0	.000	2	8	10	3.8	2	1	0	0	0	4	5.4	
at Baylor	12/10/2025	*	27:29	4-10	.400	0-4	.000	2-4	.500	1	1	2	3.6	3	0	2	0	4	10	5.8	
vs Grambling	12/18/2025	*	20:44	2-7	.286	0-3	.000	0-3	.000	1	6	7	3.9	0	1	1	0	0	4	5.7	
vs Jackson St.	12/19/2025	*	18:31	1-5	.200	0-2	.000	0-0	.000	2	1	3	3.8	2	2	0	0	3	2	5.4	
at UTEP	12/21/2025	*	28:03	3-8	.375	2-6	.333	0-0	.000	0	4	4	3.9	2	3	2	0	3	8	5.6	
vs UC Irvine	12/22/2025	*	30:54	2-9	.222	2-5	.400	0-0	.000	0	3	3	3.8	2	0	1	0	0	6	5.6	
at Louisiana	12/28/2025	*	37:07	4-13	.308	4-9	.444	4-8	.500	1	7	8	4.1	1	4	3	0	1	16	6.3	
at N.C. Central	01/03/2026	*	12:02	1-4	.250	0-2	.000	0-0	.000	0	2	2	3.9	1	0	1	1	2	2	6.0	
at Delaware St.	01/10/2026	*	13:24	1-3	.333	0-1	.000	0-0	.000	1	0	1	3.8	3	2	1	0	2	2	5.8	
UMES	01/12/2026	*	24:23	3-5	.600	2-4	.500	1-2	.500	1	1	2	3.7	2	1	2	0	0	9	5.9	
at South Carolina St.	01/17/2026	*	19:10	0-2	.000	0-1	.000	3-8	.375	0	3	3	3.7	5	0	0	0	0	3	5.8	
Elizabeth City St.	01/19/2026	*	24:57	0-3	.000	0-3	.000	0-0	.000	0	3	3	3.6	2	2	0	1	0	0	5.5	
Coppin St.	01/24/2026	*	23:56	2-4	.500	2-4	.500	0-0	.000	1	3	4	3.6	1	2	1	0	1	6	5.5	
Morgan St.	01/26/2026	*	19:12	0-4	.000	0-2	.000	0-0	.000	0	3	3	3.6	2	3	0	0	1	0	5.3	
at Howard	01/31/2026	*	31:15	5-5	1.000	1-1	1.000	2-2	1.000	1	0	1	3.5	4	2	2	0	1	13	5.6	
N.C. Central	02/07/2026	*	13:20	1-5	.200	1-5	.200	0-0	.000	1	3	4	3.5	1	0	0	0	0	3	5.5	
Delaware St.	02/14/2026	*	21:30	2-4	.500	2-4	.500	2-4	.500	0	2	2	3.5	2	0	1	0	1	8	5.6	
at UMES	02/16/2026	*	20:42	1-3	.333	0-2	.000	1-3	.333	1	1	2	3.4	0	1	1	1	1	3	5.5	
South Carolina St.	02/21/2026	*	23:14	3-6	.500	2-5	.400	0-0	.000	1	0	1	3.3	0	2	2	0	4	8	5.6	
at Coppin St.	02/28/2026	*	21:57	1-3	.333	0-1	.000	0-0	.000	0	3	3	3.3	3	0	1	0	1	2	5.5	
<b>Totals</b>			<b>25</b>	<b>677:25</b>	<b>56-163</b>	<b>.344</b>	<b>27-100</b>	<b>.270</b>	<b>20-44</b>	<b>.455</b>	<b>18</b>	<b>78</b>	<b>96</b>	<b>3.3</b>	<b>56</b>	<b>44</b>	<b>36</b>	<b>4</b>	<b>33</b>	<b>159</b>	<b>5.5</b>

**Player Averages**

Games Played	Minutes/game	Points/game	FG Pct	3FG Pct	FT Pct	Rebounds/game	Assists/game	Turnovers/game	Assist/Turnover ratio	Steals/game	Blocks/game
29	23.4	5.5	34.4	27.0	45.5	3.3	1.5	1.2	1.2	1.1	0.1



**2025-26 Norfolk St. Men's Basketball  
Individual Game-by-Game  
All games**

**#21 MORRIS, Jaquel**

Opponent	Date	GS	MIN	Total		3-Pointers		Free throws		Rebounds				PF	A	TO	BLK	STL	PTS	AVG
				FG-FGA	PCT	3FG-3FGA	PCT	FT-FTA	PCT	OFF	DEF	TOT	AVG							
Washington Adventist	11/03/2025		07:00	1-1	1.000	0-0	.000	0-0	.000	0	0	0	0.0	4	0	2	0	0	2	2.0
Regent	11/05/2025		12:48	1-2	.500	0-0	.000	1-2	.500	2	5	7	3.5	1	0	0	3	0	3	2.5
William & Mary	11/08/2025		02:17	0-0	.000	0-0	.000	0-0	.000	0	1	1	2.7	0	0	1	0	0	0	1.7
at Old Dominion	11/11/2025		04:59	0-0	.000	0-0	.000	0-0	.000	0	1	1	2.3	1	0	0	1	0	0	1.3
at Towson	11/14/2025		17:38	3-3	1.000	0-0	.000	0-0	.000	1	3	4	2.6	4	0	1	1	0	6	2.2
Hampton	11/21/2025		12:45	1-1	1.000	0-0	.000	1-3	.333	0	3	3	2.7	2	1	0	1	0	3	2.3
at Wyoming	11/23/2025		15:34	0-2	.000	0-0	.000	0-0	.000	3	0	3	2.7	5	1	2	1	1	0	2.0
Virginia-Lynchburg	11/25/2025		09:24	4-5	.800	0-0	.000	1-3	.333	1	2	3	2.8	1	0	0	1	0	9	2.9
at Arizona	11/29/2025		07:41	1-1	1.000	0-0	.000	0-3	.000	0	0	0	2.4	2	0	0	0	1	2	2.8
at James Madison	12/06/2025		01:29	0-0	.000	0-0	.000	0-0	.000	1	0	1	2.3	0	0	0	0	0	0	2.5
at Baylor	12/10/2025		09:48	1-1	1.000	0-0	.000	0-0	.000	0	3	3	2.4	2	0	1	0	0	2	2.5
vs Grambling	12/18/2025		21:05	3-4	.750	0-0	.000	0-0	.000	4	1	5	2.6	3	0	0	2	0	6	2.8
vs Jackson St.	12/19/2025	*	13:19	0-2	.000	0-0	.000	6-8	.750	2	6	8	3.0	2	0	1	0	0	6	3.0
at UTEP	12/21/2025	*	15:14	2-2	1.000	0-0	.000	2-4	.500	2	1	3	3.0	5	0	0	0	0	6	3.2
vs UC Irvine	12/22/2025	*	20:09	0-0	.000	0-0	.000	2-2	1.000	1	1	2	2.9	3	0	2	1	1	2	3.1
at Louisiana	12/28/2025	*	17:54	1-1	1.000	0-0	.000	0-0	.000	1	2	3	2.9	1	0	1	0	0	2	3.1
at N.C. Central	01/03/2026		18:05	0-2	.000	0-0	.000	0-2	.000	3	4	7	3.2	3	0	4	3	0	0	2.9
at Delaware St.	01/10/2026		05:56	0-0	.000	0-0	.000	0-0	.000	0	1	1	3.1	0	0	0	0	0	0	2.7
UMES	01/12/2026		08:12	1-2	.500	0-0	.000	0-0	.000	2	0	2	3.0	2	1	0	1	0	2	2.7
at South Carolina St.	01/17/2026		05:33	1-1	1.000	0-0	.000	0-0	.000	1	0	1	2.9	0	0	0	0	0	2	2.7
Elizabeth City St.	01/19/2026		15:14	2-3	.667	0-0	.000	2-3	.667	1	4	5	3.0	1	0	1	1	2	6	2.8
Coppin St.	01/24/2026	*	21:41	3-4	.750	0-0	.000	5-8	.625	3	5	8	3.2	4	0	0	1	2	11	3.2
Morgan St.	01/26/2026	*	21:18	11-12	.917	0-0	.000	1-2	.500	4	2	6	3.3	3	0	1	1	1	23	4.0
at Howard	01/31/2026	*	13:00	0-1	.000	0-0	.000	0-0	.000	0	1	1	3.3	2	0	0	0	1	0	3.9
N.C. Central	02/07/2026		15:39	2-6	.333	0-0	.000	1-2	.500	4	3	7	3.4	3	1	1	0	2	5	3.9
Delaware St.	02/14/2026		08:29	2-2	1.000	0-0	.000	0-0	.000	0	1	1	3.3	3	0	0	0	0	4	3.9
at UMES	02/16/2026		11:48	1-1	1.000	0-0	.000	1-2	.500	1	0	1	3.2	4	1	1	0	1	3	3.9
South Carolina St.	02/21/2026		23:27	5-6	.833	0-0	.000	3-4	.750	2	1	3	3.2	4	0	2	2	1	13	4.2
at Coppin St.	02/28/2026		23:43	2-3	.667	0-0	.000	3-4	.750	3	1	4	3.2	3	0	2	1	1	7	4.3
<b>Totals</b>		<b>7</b>	<b>381:08</b>	<b>48-68</b>	<b>.706</b>	<b>0-0</b>	<b>.000</b>	<b>29-52</b>	<b>.558</b>	<b>42</b>	<b>52</b>	<b>94</b>	<b>3.2</b>	<b>68</b>	<b>5</b>	<b>23</b>	<b>21</b>	<b>14</b>	<b>125</b>	<b>4.3</b>

**Player Averages**

Games Played	Minutes/game	Points/game	FG Pct	3FG Pct	FT Pct	Rebounds/game	Assists/game	Turnovers/game	Assist/Turnover ratio	Steals/game	Blocks/game
29	13.1	4.3	70.6	0.0	55.8	3.2	0.2	0.8	0.2	0.5	0.7



**2025-26 Norfolk St. Men's Basketball  
Individual Game-by-Game  
All games**

**#23 LEWIS, Keyontae**

Opponent	Date	GS	MIN	Total		3-Pointers		Free throws		Rebounds				PF	A	TO	BLK	STL	PTS	AVG	
				FG-FGA	PCT	3FG-3FGA	PCT	FT-FTA	PCT	OFF	DEF	TOT	AVG								
Washington Adventist	11/03/2025	*	15:10	2-4	.500	0-0	.000	7-10	.700	1	3	4	4.0	2	0	1	0	0	11	11.0	
Regent	11/05/2025	*	14:15	5-5	1.000	0-0	.000	2-2	1.000	2	4	6	5.0	1	2	0	0	1	12	11.5	
William & Mary	11/08/2025	*	24:26	2-5	.400	0-0	.000	1-3	.333	5	2	7	5.7	4	0	3	0	2	5	9.3	
at Old Dominion	11/11/2025	*	22:50	0-2	.000	0-0	.000	1-2	.500	2	3	5	5.5	3	1	3	0	0	1	7.3	
at Towson	11/14/2025	*	12:37	0-6	.000	0-0	.000	0-0	.000	2	2	4	5.2	1	0	0	0	0	0	5.8	
Hampton	11/21/2025	*	15:59	3-7	.429	0-0	.000	0-1	.000	2	1	3	4.8	4	0	0	0	0	6	5.8	
at Wyoming	11/23/2025	*	12:11	0-3	.000	0-0	.000	3-4	.750	1	2	3	4.6	1	0	0	1	0	3	5.4	
Virginia-Lynchburg	11/25/2025		12:33	2-2	1.000	0-0	.000	2-3	.667	1	2	3	4.4	1	2	0	0	2	6	5.5	
at Arizona	11/29/2025		21:09	3-5	.600	0-0	.000	0-2	.000	0	3	3	4.2	3	0	0	1	1	6	5.6	
at James Madison	12/06/2025	*	31:56	6-8	.750	0-0	.000	1-4	.250	2	3	5	4.3	4	1	2	1	0	13	6.3	
at Baylor	12/10/2025	*	24:06	1-6	.167	0-0	.000	0-0	.000	3	2	5	4.4	5	0	0	1	0	2	5.9	
vs Grambling	12/18/2025	*	14:28	1-4	.250	0-0	.000	0-0	.000	2	3	5	4.4	1	0	0	0	0	2	5.6	
vs Jackson St.	12/19/2025		13:39	0-0	.000	0-0	.000	0-0	.000	1	2	3	4.3	3	3	1	1	0	0	5.2	
at UTEP	12/21/2025		20:54	0-1	.000	0-0	.000	2-4	.500	1	1	2	4.1	3	0	2	0	0	2	4.9	
vs UC Irvine	12/22/2025		09:41	1-3	.333	0-0	.000	0-0	.000	0	0	0	3.9	1	0	1	0	2	2	4.7	
at Louisiana	12/28/2025		21:00	2-3	.667	0-0	.000	0-0	.000	1	3	4	3.9	4	0	0	1	0	4	4.7	
at N.C. Central	01/03/2026	*	21:55	1-4	.250	0-0	.000	2-2	1.000	2	3	5	3.9	4	0	1	1	0	4	4.6	
at Delaware St.	01/10/2026	*	33:58	8-10	.800	0-0	.000	2-4	.500	2	3	5	4.0	3	2	3	1	0	18	5.4	
UMES	01/12/2026	*	17:20	5-6	.833	0-0	.000	3-6	.500	2	3	5	4.1	4	0	2	0	3	13	5.8	
at South Carolina St.	01/17/2026	*	24:21	5-6	.833	0-0	.000	2-2	1.000	3	4	7	4.2	1	0	0	0	0	12	6.1	
Elizabeth City St.	01/19/2026	*	16:25	3-4	.750	0-0	.000	0-0	.000	2	3	5	4.2	0	0	1	0	2	6	6.1	
Morgan St.	01/26/2026		06:29	1-1	1.000	0-0	.000	1-1	1.000	1	0	1	4.1	2	0	0	0	0	3	6.0	
at Howard	01/31/2026		21:12	2-4	.500	0-0	.000	1-2	.500	1	1	2	4.0	3	1	1	3	1	5	5.9	
N.C. Central	02/07/2026	*	10:36	2-2	1.000	0-0	.000	0-0	.000	1	4	5	4.0	2	0	2	0	0	4	5.8	
Delaware St.	02/14/2026	*	27:38	4-5	.800	0-0	.000	2-4	.500	2	3	5	4.1	3	1	1	1	0	10	6.0	
at UMES	02/16/2026	*	16:58	1-2	.500	0-0	.000	0-0	.000	2	3	5	4.1	2	0	1	0	1	2	5.8	
South Carolina St.	02/21/2026	*	19:14	2-2	1.000	0-0	.000	0-1	.000	0	0	0	4.0	5	0	1	2	2	4	5.8	
at Coppin St.	02/28/2026	*	03:13	1-1	1.000	0-0	.000	0-0	.000	1	0	1	3.9	3	0	0	0	0	2	5.6	
<b>Totals</b>			<b>20</b>	<b>506:12</b>	<b>63-111</b>	<b>.568</b>	<b>0-0</b>	<b>.000</b>	<b>32-57</b>	<b>.561</b>	<b>45</b>	<b>63</b>	<b>108</b>	<b>3.9</b>	<b>73</b>	<b>13</b>	<b>26</b>	<b>14</b>	<b>17</b>	<b>158</b>	<b>5.6</b>

**Player Averages**

Games Played	Minutes/ game	Points/ game	FG Pct	3FG Pct	FT Pct	Rebounds/ game	Assists/ game	Turnovers/ game	Assist/Turnover ratio	Steals/ game	Blocks/ game
28	18.1	5.6	56.8	0.0	56.1	3.9	0.5	0.9	0.5	0.6	0.5

## #14 DEENG, Yel

Opponent	Date	GS	MIN	Total		3-Pointers		Free throws		Rebounds				PF	A	TO	BLK	STL	PTS	AVG
				FG-FGA	PCT	3FG-3FGA	PCT	FT-FTA	PCT	OFF	DEF	TOT	AVG							
at Old Dominion	11/11/2025		04:25	0-0	.000	0-0	.000	0-0	.000	0	1	1	1.0	0	0	0	0	1	0	0.0
Hampton	11/21/2025		06:39	0-0	.000	0-0	.000	0-0	.000	1	1	2	1.5	2	0	1	0	0	0	0.0
at Wyoming	11/23/2025		15:08	1-3	.333	1-3	.333	0-0	.000	0	2	2	1.7	1	0	0	1	0	3	1.0
Virginia-Lynchburg	11/25/2025		12:17	2-3	.667	0-1	.000	0-0	.000	2	1	3	2.0	1	0	1	1	0	4	1.8
at Arizona	11/29/2025		16:01	2-4	.500	1-3	.333	0-0	.000	1	4	5	2.6	4	1	0	1	0	5	2.4
at Baylor	12/10/2025		01:32	0-0	.000	0-0	.000	0-0	.000	0	0	0	2.2	1	0	0	0	0	0	2.0
vs Grambling	12/18/2025		02:37	0-0	.000	0-0	.000	0-2	.000	0	2	2	2.1	2	0	0	1	0	0	1.7
vs Jackson St.	12/19/2025		06:21	0-3	.000	0-2	.000	0-0	.000	0	1	1	2.0	1	0	1	0	0	0	1.5
vs UC Irvine	12/22/2025		03:16	0-0	.000	0-0	.000	0-0	.000	0	1	1	1.9	1	0	0	0	0	0	1.3
at Louisiana	12/28/2025		03:21	0-1	.000	0-0	.000	0-0	.000	0	0	0	1.7	0	0	0	0	0	0	1.2
UMES	01/12/2026		03:41	0-0	.000	0-0	.000	0-0	.000	0	1	1	1.6	0	0	0	0	0	0	1.1
Morgan St.	01/26/2026		05:29	0-1	.000	0-1	.000	0-0	.000	0	1	1	1.6	0	0	0	0	0	0	1.0
at Howard	01/31/2026		02:38	0-2	.000	0-0	.000	0-0	.000	0	0	0	1.5	0	0	0	0	0	0	0.9
<b>Totals</b>		<b>0</b>	<b>83:25</b>	<b>5-17</b>	<b>.294</b>	<b>2-10</b>	<b>.200</b>	<b>0-2</b>	<b>.000</b>	<b>4</b>	<b>15</b>	<b>19</b>	<b>1.5</b>	<b>13</b>	<b>1</b>	<b>3</b>	<b>4</b>	<b>1</b>	<b>12</b>	<b>0.9</b>

### Player Averages

Games Played	Minutes/game	Points/game	FG Pct	3FG Pct	FT Pct	Rebounds/game	Assists/game	Turnovers/game	Assist/Turnover ratio	Steals/game	Blocks/game
13	6.4	0.9	29.4	20.0	0.0	1.5	0.1	0.2	0.3	0.1	0.3

## #22 REID, Mekhi

Opponent	Date	GS	MIN	Total		3-Pointers		Free throws		Rebounds				PF	A	TO	BLK	STL	PTS	AVG
				FG-FGA	PCT	3FG-3FGA	PCT	FT-FTA	PCT	OFF	DEF	TOT	AVG							
Washington Adventist	11/03/2025		04:50	0-0	.000	0-0	.000	0-0	.000	0	1	1	1.0	0	0	0	0	0	0	0.0
Regent	11/05/2025		07:11	4-5	.800	0-0	.000	2-2	1.000	4	0	4	2.5	2	0	1	0	0	10	5.0
Hampton	11/21/2025		02:21	0-0	.000	0-0	.000	0-0	.000	0	0	0	1.7	0	0	0	0	0	0	3.3
at Wyoming	11/23/2025		04:37	0-0	.000	0-0	.000	0-0	.000	0	1	1	1.5	0	0	0	0	0	0	2.5
Virginia-Lynchburg	11/25/2025		14:22	2-5	.400	0-3	.000	0-0	.000	1	1	2	1.6	1	0	1	0	2	4	2.8
vs Jackson St.	12/19/2025		00:46	0-0	.000	0-0	.000	0-0	.000	0	0	0	1.3	2	0	0	0	0	0	2.3
Elizabeth City St.	01/19/2026		04:25	1-3	.333	0-0	.000	0-0	.000	0	0	0	1.1	0	1	0	0	0	2	2.3
Coppin St.	01/24/2026		02:48	1-1	1.000	1-1	1.000	0-0	.000	0	1	1	1.1	1	0	1	0	0	3	2.4
at Howard	01/31/2026		00:59	0-0	.000	0-0	.000	1-2	.500	0	0	0	1.0	0	0	0	0	0	1	2.2
South Carolina St.	02/21/2026		01:21	0-0	.000	0-0	.000	0-0	.000	0	0	0	0.9	0	0	0	0	0	0	2.0
<b>Totals</b>		<b>0</b>	<b>43:40</b>	<b>8-14</b>	<b>.571</b>	<b>1-4</b>	<b>.250</b>	<b>3-4</b>	<b>.750</b>	<b>5</b>	<b>4</b>	<b>9</b>	<b>0.9</b>	<b>6</b>	<b>1</b>	<b>3</b>	<b>0</b>	<b>2</b>	<b>20</b>	<b>2.0</b>

### Player Averages

Games Played	Minutes/game	Points/game	FG Pct	3FG Pct	FT Pct	Rebounds/game	Assists/game	Turnovers/game	Assist/Turnover ratio	Steals/game	Blocks/game
10	4.4	2.0	57.1	25.0	75.0	0.9	0.1	0.3	0.3	0.2	0.0



**2025-26 Norfolk St. Men's Basketball  
Player Highs Analysis  
All games**

**Norfolk St. - Individual Game Highs**

<b>POINTS</b>	30		Elijah Jamison vs Jackson St. (N) (12/19/2025)
	30		Melo Baines vs Virginia-Lynchburg (11/25/2025)
	29		Anthony McComb III vs Coppin St. (01/24/2026)
	28		Elijah Jamison vs N.C. Central (02/07/2026)
	26		Elijah Jamison vs Grambling (N) (12/18/2025)
	26		Anthony McComb III vs Virginia-Lynchburg (11/25/2025)
<b>FIELD GOALS MADE</b>	15		Melo Baines vs Virginia-Lynchburg (11/25/2025)
	11		Jaquel Morris vs Morgan St. (01/26/2026)
<b>FIELD GOAL ATTEMPTS</b>	21		Elijah Jamison vs Grambling (N) (12/18/2025)
	18		Anthony McComb III at Arizona (11/29/2025)
<b>FIELD GOAL PERCENTAGE (min 5 made)</b>	1.000	(15-15)	Melo Baines vs Virginia-Lynchburg (11/25/2025)
	1.000	(5-5)	Jordan Leaks at Howard (01/31/2026)
	1.000	(5-5)	Keyontae Lewis vs Regent (11/05/2025)
<b>3 PT FG MADE</b>	6		Anthony McComb III vs Coppin St. (01/24/2026)
	5		Elijah Jamison vs Jackson St. (N) (12/19/2025)
<b>3 PT FG ATTEMPTS</b>	11		Anthony McComb III vs Coppin St. (01/24/2026)
	9		Jordan Leaks at Louisiana (12/28/2025)
<b>3 PT FG PERCENTAGE (min 2 made)</b>	1.000	(5-5)	Elijah Jamison vs Jackson St. (N) (12/19/2025)
	1.000	(3-3)	Devon Ellis at UMES (02/16/2026)
	1.000	(2-2)	Adrean Newton vs Jackson St. (N) (12/19/2025)
	1.000	(2-2)	Elijah Jamison at Baylor (12/10/2025)
	1.000	(2-2)	Adrean Newton vs Regent (11/05/2025)
<b>FREE THROWS MADE</b>	14		Anthony McComb III at South Carolina St. (01/17/2026)
	11		Anthony McComb III at Baylor (12/10/2025)
<b>FREE THROW ATTEMPTS</b>	16		Anthony McComb III at UTEP (12/21/2025)
	15		Anthony McComb III at South Carolina St. (01/17/2026)
<b>FREE THROW PERCENTAGE (min 3 made)</b>	1.000	(9-9)	Elijah Jamison vs Jackson St. (N) (12/19/2025)
	1.000	(6-6)	Anthony McComb III vs South Carolina St. (02/21/2026)
	1.000	(6-6)	Elijah Jamison vs UMES (01/12/2026)
	1.000	(6-6)	Elijah Jamison vs Washington Adventist (11/03/2025)
	1.000	(5-5)	Devon Ellis at South Carolina St. (01/17/2026)
	1.000	(5-5)	Elijah Jamison at Wyoming (11/23/2025)
	1.000	(4-4)	Anthony McComb III vs Delaware St. (02/14/2026)
	1.000	(4-4)	Melo Baines vs N.C. Central (02/07/2026)
	1.000	(4-4)	Dian Wright-Forde vs Coppin St. (01/24/2026)
	1.000	(4-4)	Elijah Jamison at South Carolina St. (01/17/2026)
	1.000	(4-4)	My'kel Jenkins at Louisiana (12/28/2025)
	1.000	(4-4)	Anthony McComb III at James Madison (12/06/2025)
	1.000	(4-4)	Devon Ellis vs Virginia-Lynchburg (11/25/2025)
	1.000	(4-4)	Anthony McComb III vs Virginia-Lynchburg (11/25/2025)
	1.000	(4-4)	Adrean Newton vs Washington Adventist (11/03/2025)
	1.000	(3-3)	Elijah Jamison vs South Carolina St. (02/21/2026)
1.000	(3-3)	Devon Ellis at Old Dominion (11/11/2025)	
1.000	(3-3)	Anthony McComb III vs William & Mary (11/08/2025)	
<b>REBOUNDS</b>	10		Jordan Leaks at James Madison (12/06/2025)
	9		Anthony McComb III vs Virginia-Lynchburg (11/25/2025)
<b>ASSISTS</b>	11		Elijah Jamison vs Virginia-Lynchburg (11/25/2025)
	7		Adrean Newton vs Jackson St. (N) (12/19/2025)
<b>STEALS</b>	4		Jordan Leaks vs South Carolina St. (02/21/2026)
	4		Jordan Leaks at Baylor (12/10/2025)
	4		Jordan Leaks vs Regent (11/05/2025)
	4		Devon Ellis vs Regent (11/05/2025)
<b>BLOCKED SHOTS</b>	3		Keyontae Lewis at Howard (01/31/2026)
	3		Jaquel Morris at N.C. Central (01/03/2026)
	3		Jaquel Morris vs Regent (11/05/2025)



**2025-26 Norfolk St. Men's Basketball  
Player Highs Analysis  
All games**

**Norfolk St. - Individual Game Highs**

<b>TURNOVERS</b>	5	Elijah Jamison at Delaware St. (01/10/2026)
	5	Elijah Jamison vs UC Irvine (N) (12/22/2025)
	5	Elijah Jamison vs William & Mary (11/08/2025)
<b>FOULS</b>	5	Keyontae Lewis vs South Carolina St. (02/21/2026)
	5	Anthony McComb III vs Coppin St. (01/24/2026)
	5	My'kel Jenkins vs Coppin St. (01/24/2026)
	5	Jordan Leaks at South Carolina St. (01/17/2026)
	5	Anthony McComb III vs UMES (01/12/2026)
	5	Jaquel Morris at UTEP (12/21/2025)
	5	Keyontae Lewis at Baylor (12/10/2025)
	5	Melo Baines at Arizona (11/29/2025)
	5	Adrean Newton at Arizona (11/29/2025)
	5	Jaquel Morris at Wyoming (11/23/2025)
5	Dian Wright-Forde at Wyoming (11/23/2025)	



**2025-26 Norfolk St. Men's Basketball  
Player Highs Analysis  
All games**

**Opponent - Individual Game Highs**

<b>POINTS</b>	33		Alfred Worrell Jr. vs Morgan St. (01/26/2026)
	33		Justin McBride at James Madison (12/06/2025)
	27		Bryce Harris at Howard (01/31/2026)
	27		Cedric Taylor III at Howard (01/31/2026)
	25		Daeshun Ruffin vs Jackson St. (N) (12/19/2025)
<b>FIELD GOALS MADE</b>	12		Justin McBride at James Madison (12/06/2025)
	10		Alfred Worrell Jr. vs Morgan St. (01/26/2026)
	10		Antonio Munoz vs Grambling (N) (12/18/2025)
<b>FIELD GOAL ATTEMPTS</b>	21		Justin McBride at James Madison (12/06/2025)
	19		Alfred Worrell Jr. vs Morgan St. (01/26/2026)
<b>FIELD GOAL PERCENTAGE (min 5 made)</b>	.900	(9-10)	Cedric Taylor III at Howard (01/31/2026)
	.889	(8-9)	Kelechi Okworogwo vs N.C. Central (02/07/2026)
<b>3 PT FG MADE</b>	7		Alfred Worrell Jr. vs Morgan St. (01/26/2026)
	5		Dorion Staples at UMES (02/16/2026)
<b>3 PT FG ATTEMPTS</b>	13		Alfred Worrell Jr. vs Morgan St. (01/26/2026)
	11		Ponce James at Delaware St. (01/10/2026)
<b>3 PT FG PERCENTAGE (min 2 made)</b>	1.000	(2-2)	Bryce Harris at Howard (01/31/2026)
	1.000	(2-2)	Jhei-R Jones vs William & Mary (11/08/2025)
<b>FREE THROWS MADE</b>	14		Dean Shepherd vs Delaware St. (02/14/2026)
	10		Jaden Cooper vs UMES (01/12/2026)
<b>FREE THROW ATTEMPTS</b>	16		Demariontay Hall vs Coppin St. (01/24/2026)
	15		Dean Shepherd vs Delaware St. (02/14/2026)
<b>FREE THROW PERCENTAGE (min 3 made)</b>	1.000	(10-10)	Jaden Cooper vs UMES (01/12/2026)
	1.000	(9-9)	Leland Walker at Wyoming (11/23/2025)
	1.000	(8-8)	Dorian Finister at Louisiana (12/28/2025)
	1.000	(8-8)	Jacob Newman vs Virginia-Lynchburg (11/25/2025)
	1.000	(6-6)	Hassan Perkins vs Coppin St. (01/24/2026)
	1.000	(6-6)	Brayden Burries at Arizona (11/29/2025)
	1.000	(5-5)	Ponce James vs Delaware St. (02/14/2026)
	1.000	(5-5)	Jaquantae Harris vs Elizabeth City St. (01/19/2026)
	1.000	(4-4)	Florian Tenebay vs South Carolina St. (02/21/2026)
	1.000	(4-4)	Rob Lawson vs Morgan St. (01/26/2026)
	1.000	(4-4)	Ponce James at Delaware St. (01/10/2026)
	1.000	(4-4)	Gage Lattimore at N.C. Central (01/03/2026)
	1.000	(4-4)	Damarion Dennis at Wyoming (11/23/2025)
	1.000	(4-4)	Michael Eley vs Hampton (11/21/2025)
	1.000	(4-4)	James Quinn vs Washington Adventist (11/03/2025)
1.000	(4-4)	Julian King vs Washington Adventist (11/03/2025)	
1.000	(3-3)	Gage Lattimore vs N.C. Central (02/07/2026)	
1.000	(3-3)	James Morrow at South Carolina St. (01/17/2026)	
1.000	(3-3)	Camian Shell at Delaware St. (01/10/2026)	
1.000	(3-3)	Jamil Muttilib vs Grambling (N) (12/18/2025)	
<b>REBOUNDS</b>	14		Marland Harris vs Morgan St. (01/26/2026)
	13		Jamal West Jr. at UTEP (12/21/2025)
<b>ASSISTS</b>	9		Derin Saran vs UC Irvine (N) (12/22/2025)
	8		De'Vion Lavergne at Louisiana (12/28/2025)
<b>STEALS</b>	4		Hassan Perkins vs Coppin St. (01/24/2026)
	4		Corey Perkins at Delaware St. (01/10/2026)
	4		Ponce James at Delaware St. (01/10/2026)
	4		Caleb Blackwell at UTEP (12/21/2025)
	4		Cliff Davis at James Madison (12/06/2025)
	4		Khaden Bennett at Wyoming (11/23/2025)



**2025-26 Norfolk St. Men's Basketball  
Player Highs Analysis  
All games**

**Opponent - Individual Game Highs**

<b>BLOCKED SHOTS</b>	6	Marland Harris vs Morgan St. (01/26/2026)
	4	Kyric Davis vs N.C. Central (02/07/2026)
	4	Todd Jones Jr. at Louisiana (12/28/2025)
	4	Kyle Evans vs UC Irvine (N) (12/22/2025)
	4	Cameron Carr at Baylor (12/10/2025)
<b>TURNOVERS</b>	6	Corey Perkins at Delaware St. (01/10/2026)
	6	Matija Belic at Wyoming (11/23/2025)
<b>FOULS</b>	5	Demariontay Hall at Coppin St. (02/28/2026)
	5	Tekao Carpenter vs N.C. Central (02/07/2026)
	5	Cedric Taylor III at Howard (01/31/2026)
	5	Nelson Lamizana vs Coppin St. (01/24/2026)
	5	Cameron Clark at South Carolina St. (01/17/2026)
	5	Derwin Hodge at South Carolina St. (01/17/2026)
	5	Muazibini Adamu at Delaware St. (01/10/2026)
	5	Joshua Lewis at Louisiana (12/28/2025)
	5	Isaac Williams at Baylor (12/10/2025)
	5	Abou Magassa at Wyoming (11/23/2025)
5	Darcy Minega vs Regent (11/05/2025)	



**2025-26 Norfolk St. Men's Basketball  
Category Leaders  
All games**

**Points**

##	Player	G	Pts	Pts/G
7	McComb III, Anthony	29	490	16.9
2	Jamison, Elijah	29	420	14.5
11	Ellis, Devon	29	306	10.6
20	Leaks, Jordan	29	159	5.5
23	Lewis, Keyontae	28	158	5.6
1	Wright-Forde, Dian	28	143	5.1
3	Jenkins, My'kel	24	140	5.8
6	Baines, Melo	26	126	4.8
21	Morris, Jaquel	29	125	4.3
0	Newton, Adrean	24	99	4.1
22	Reid, Mekhi	10	20	2.0
14	Deeng, Yel	13	12	0.9
13	Torrence, Ahmad	3	5	1.7

**Scoring Average**

##	Player	G	Pts	Pts/G
7	McComb III, Anthony	29	490	16.9
2	Jamison, Elijah	29	420	14.5
11	Ellis, Devon	29	306	10.6
3	Jenkins, My'kel	24	140	5.8
23	Lewis, Keyontae	28	158	5.6
20	Leaks, Jordan	29	159	5.5
1	Wright-Forde, Dian	28	143	5.1
6	Baines, Melo	26	126	4.8
21	Morris, Jaquel	29	125	4.3
0	Newton, Adrean	24	99	4.1
22	Reid, Mekhi	10	20	2.0
13	Torrence, Ahmad	3	5	1.7
14	Deeng, Yel	13	12	0.9

**Field Goal Percentage**

##	Player	FG	Att	Pct
21	Morris, Jaquel	48	68	.706
6	Baines, Melo	52	75	.693
22	Reid, Mekhi	8	14	.571
23	Lewis, Keyontae	63	111	.568
11	Ellis, Devon	113	210	.538
0	Newton, Adrean	38	80	.475
1	Wright-Forde, Dian	49	107	.458
2	Jamison, Elijah	143	323	.443
7	McComb III, Anthony	146	345	.423
3	Jenkins, My'kel	48	128	.375
20	Leaks, Jordan	56	163	.344
14	Deeng, Yel	5	17	.294
13	Torrence, Ahmad	1	5	.200

**Field Goal Attempts**

##	Player	G	Att	Att/G
7	McComb III, Anthony	29	345	11.9
2	Jamison, Elijah	29	323	11.1
11	Ellis, Devon	29	210	7.2
20	Leaks, Jordan	29	163	5.6
3	Jenkins, My'kel	24	128	5.3

**Field Goals Made**

##	Player	G	Made	Made/G
7	McComb III, Anthony	29	146	5.0
2	Jamison, Elijah	29	143	4.9
11	Ellis, Devon	29	113	3.9
23	Lewis, Keyontae	28	63	2.3
20	Leaks, Jordan	29	56	1.9



### 3-Point FG Percentage

##	Player	3FG	Att	Pct
6	Baines, Melo	1	1	1.000
0	Newton, Adrean	10	20	.500
11	Ellis, Devon	21	52	.404
7	McComb III, Anthony	57	144	.396
1	Wright-Forde, Dian	10	28	.357
3	Jenkins, My'kel	19	56	.339
2	Jamison, Elijah	27	89	.303
20	Leaks, Jordan	27	100	.270
22	Reid, Mekhi	1	4	.250
14	Deeng, Yel	2	10	.200

### 3-Point FG Attempts

##	Player	G	Att	Att/G
7	McComb III, Anthony	29	144	5.0
20	Leaks, Jordan	29	100	3.4
2	Jamison, Elijah	29	89	3.1
3	Jenkins, My'kel	24	56	2.3
11	Ellis, Devon	29	52	1.8

### 3-Point FG Made

##	Player	G	Made	Made/G
7	McComb III, Anthony	29	57	2.0
2	Jamison, Elijah	29	27	0.9
20	Leaks, Jordan	29	27	0.9
11	Ellis, Devon	29	21	0.7
3	Jenkins, My'kel	24	19	0.8

### Free Throw Percentage

##	Player	Made	Att	Pct
2	Jamison, Elijah	107	134	.799
7	McComb III, Anthony	141	180	.783
6	Baines, Melo	21	28	.750
22	Reid, Mekhi	3	4	.750
13	Torrence, Ahmad	3	4	.750
3	Jenkins, My'kel	25	35	.714
11	Ellis, Devon	59	86	.686
1	Wright-Forde, Dian	35	62	.565
23	Lewis, Keyontae	32	57	.561
21	Morris, Jaquel	29	52	.558
0	Newton, Adrean	13	26	.500
20	Leaks, Jordan	20	44	.455

### Free Throw Attempts

##	Player	G	Att	Att/G
7	McComb III, Anthony	29	180	6.2
2	Jamison, Elijah	29	134	4.6
11	Ellis, Devon	29	86	3.0
1	Wright-Forde, Dian	28	62	2.2
23	Lewis, Keyontae	28	57	2.0

### Free Throws Made

##	Player	G	Made	Made/G
7	McComb III, Anthony	29	141	4.9
2	Jamison, Elijah	29	107	3.7
11	Ellis, Devon	29	59	2.0
1	Wright-Forde, Dian	28	35	1.3
23	Lewis, Keyontae	28	32	1.1

### Rebounds

##	Player	G	Reb	Reb/G
7	McComb III, Anthony	29	128	4.4
11	Ellis, Devon	29	121	4.2
23	Lewis, Keyontae	28	108	3.9
20	Leaks, Jordan	29	96	3.3
21	Morris, Jaquel	29	94	3.2

### Assists

##	Player	G	Ast	Ast/G
2	Jamison, Elijah	29	87	3.0
0	Newton, Adrean	24	50	2.1
11	Ellis, Devon	29	45	1.6
20	Leaks, Jordan	29	44	1.5
7	McComb III, Anthony	29	40	1.4

### Rebounds Average

##	Player	G	Reb	Reb/G
7	McComb III, Anthony	29	128	4.4
11	Ellis, Devon	29	121	4.2
23	Lewis, Keyontae	28	108	3.9
20	Leaks, Jordan	29	96	3.3
21	Morris, Jaquel	29	94	3.2

### Steals

##	Player	G	Stl	Stl/G
7	McComb III, Anthony	29	33	1.1
20	Leaks, Jordan	29	33	1.1
3	Jenkins, My'kel	24	25	1.0
1	Wright-Forde, Dian	28	22	0.8
0	Newton, Adrean	24	22	0.9



**2025-26 Norfolk St. Men's Basketball  
Category Leaders  
All games**

**Offensive Rebounds**

##	Player	G	OReb	OReb/G
23	Lewis, Keyontae	28	45	1.6
21	Morris, Jaquel	29	42	1.4
11	Ellis, Devon	29	41	1.4
7	McComb III, Anthony	29	34	1.2
20	Leaks, Jordan	29	18	0.6

**Blocked Shots**

##	Player	G	Blk	Blk/G
21	Morris, Jaquel	29	21	0.7
23	Lewis, Keyontae	28	14	0.5
3	Jenkins, My'kel	24	12	0.5
11	Ellis, Devon	29	11	0.4
7	McComb III, Anthony	29	10	0.3

**Defensive Rebounds**

##	Player	G	DReb	DReb/G
7	McComb III, Anthony	29	94	3.2
11	Ellis, Devon	29	80	2.8
20	Leaks, Jordan	29	78	2.7
2	Jamison, Elijah	29	75	2.6
23	Lewis, Keyontae	28	63	2.3

**Minutes**

##	Player	G	Min	Min/G
7	McComb III, Anthony	29	991	34:10
2	Jamison, Elijah	29	804	27:43
11	Ellis, Devon	29	776	26:45
20	Leaks, Jordan	29	677	23:22
23	Lewis, Keyontae	28	506	18:05

**Fouls**

##	Player	G	PF	PF/G
23	Lewis, Keyontae	28	73	2.6
21	Morris, Jaquel	29	68	2.3
11	Ellis, Devon	29	62	2.1
20	Leaks, Jordan	29	56	1.9
7	McComb III, Anthony	29	54	1.9

**Turnovers**

##	Player	G	TO	TO/G
2	Jamison, Elijah	29	65	2.2
7	McComb III, Anthony	29	50	1.7
0	Newton, Adrean	24	39	1.6
11	Ellis, Devon	29	36	1.2
20	Leaks, Jordan	29	36	1.2

**Foul Outs**

##	Player	G	FO
7	McComb III, Anthony	29	2
23	Lewis, Keyontae	28	2
21	Morris, Jaquel	29	2
3	Jenkins, My'kel	24	1
20	Leaks, Jordan	29	1



**2025-26 Norfolk St. Men's Basketball**  
Points-rebounds-assists  
All games

Page 1/2  
as of Mar 01, 2026

Opponent	Date	Score	0	1	2	3	6	7	11	13	14	20	21
			NEWTON,ADR	WRIGHT-FOR	JAMISON,EL	JENKINS,MY	BAINES,MEL	MCCOMB III	ELLIS,DEVO	TORRENCE,A	DEENG,YEL	LEAKS,JORD	MORRIS,JAQ
Washington Adventist	11/03/2025	98-76	W	6-3-4	3-1-4	14-4-4	15-6-0	2-4-0	12-6-0	3-1-0	DNP	11-3-0	2-0-0
Regent	11/05/2025	119-55	W	14-5-3	DNP	10-2-4	9-3-0	7-7-0	18-3-1	19-4-0	DNP	15-3-6	3-7-0
William & Mary	11/08/2025	78-81	L	4-2-3	6-2-0	15-5-5	15-7-3	2-2-0	12-2-1	0-0-0	DNP	0-1-2	0-1-0
at Old Dominion	11/11/2025	57-60	L	1-0-0	0-1-1	14-6-3	7-0-0	6-0-0	13-4-2	11-7-1	DNP	4-4-2	0-1-0
at Towson	11/14/2025	41-51	L	5-3-0	3-2-0	8-4-3	0-2-0	2-2-0	8-3-1	DNP	DNP	2-2-1	6-4-0
Hampton	11/21/2025	62-60	W	DNP	4-1-0	18-5-2	DNP	2-2-0	8-4-2	DNP	0-2-0	8-6-1	3-3-1
at Wyoming	11/23/2025	67-75	L	DNP	13-2-2	19-1-1	DNP	4-2-1	3-4-1	DNP	3-2-0	3-0-0	0-3-1
Virginia-Lynchburg	11/25/2025	136-79	W	DNP	16-3-2	17-4-11	DNP	30-5-1	20-6-6	DNP	4-3-0	4-6-5	9-3-0
at Arizona	11/29/2025	61-98	L	4-1-2	4-1-2	8-1-2	2-1-2	8-3-0	0-3-1	DNP	5-5-1	3-3-1	2-0-0
at James Madison	12/06/2025	67-68	L	5-1-1	0-1-0	17-0-2	2-3-0	0-0-0	17-8-1	DNP	DNP	4-10-1	0-1-0
at Baylor	12/10/2025	67-97	L	5-0-3	0-0-0	19-5-1	DNP	DNP	10-3-2	DNP	0-0-0	10-2-0	2-3-0
vs Grambling	12/18/2025	68-80	L	2-0-0	0-1-0	26-6-3	4-1-2	0-1-0	12-7-0	DNP	0-2-0	4-7-1	6-5-0
vs Jackson St.	12/19/2025	82-72	W	10-1-7	3-0-0	30-2-4	0-2-2	6-6-0	6-2-3	DNP	0-1-0	2-3-2	6-8-0
at UTPE	12/21/2025	72-71	W	7-3-5	2-1-1	12-1-1	7-5-1	2-0-0	5-6-3	DNP	DNP	8-4-3	6-3-0
vs UC Irvine	12/22/2025	70-89	L	0-1-1	14-5-2	7-0-1	9-5-3	4-1-0	9-4-0	DNP	0-1-0	6-3-0	2-2-0
at Louisiana	12/28/2025	54-63	L	DNP	3-1-4	7-2-3	9-3-0	0-0-0	2-2-2	DNP	0-0-0	16-8-4	2-3-0
at N.C. Central	01/03/2026	67-69	L	2-1-1	9-2-1	15-2-3	6-5-0	DNP	18-8-4	DNP	DNP	2-2-0	0-7-0
at Delaware St.	01/10/2026	66-64	W	4-2-4	0-2-0	16-2-1	0-2-2	DNP	3-2-1	DNP	DNP	2-1-2	0-1-0
UMES	01/12/2026	70-74	L	0-0-1	4-2-1	15-3-6	6-3-0	7-2-0	7-3-1	DNP	0-1-0	9-2-1	2-2-1
at South Carolina St.	01/17/2026	89-82	W	3-0-1	4-2-2	14-5-3	14-5-1	5-1-0	13-1-0	DNP	DNP	3-3-0	2-1-0
Elizabeth City St.	01/19/2026	86-61	W	0-1-0	9-3-3	12-1-0	DNP	11-3-0	15-3-1	DNP	DNP	0-3-2	6-5-0
Coppin St.	01/24/2026	103-76	W	7-1-3	7-2-1	16-6-4	0-3-1	5-2-0	19-3-2	DNP	DNP	6-4-2	11-8-0
Morgan St.	01/26/2026	78-79	L	4-1-0	8-6-2	13-3-2	2-5-3	0-1-0	11-7-1	DNP	0-1-0	0-3-3	23-6-0
at Howard	01/31/2026	60-88	L	DNP	7-0-0	9-5-2	8-1-1	0-0-0	6-0-1	DNP	0-0-0	13-1-2	0-1-0
N.C. Central	02/07/2026	75-58	W	4-2-0	2-2-0	28-2-3	8-3-1	6-1-0	7-3-3	DNP	DNP	3-4-0	5-7-1
Delaware St.	02/14/2026	75-58	W	3-7-4	0-1-0	12-5-1	2-3-0	0-1-0	17-6-4	DNP	DNP	8-2-0	4-1-0
at UMES	02/16/2026	70-66	W	3-3-0	10-5-1	6-3-5	3-0-0	6-0-0	17-3-2	DNP	DNP	3-2-1	3-1-1
South Carolina St.	02/21/2026	90-71	W	6-1-5	0-0-2	11-3-6	6-3-0	9-6-0	9-2-0	DNP	DNP	8-1-2	13-3-0
at Coppin St.	02/28/2026	75-69	W	0-0-2	12-2-2	12-3-1	6-1-0	2-3-0	10-6-1	DNP	DNP	2-3-0	7-4-0





**2025-26 Norfolk St. Men's Basketball**  
**Points-rebounds-assists**  
**All games**

Opponent	Date	Score	22 REID,MEKHI	23 LEWIS,KEYO	35 CAMARA,DRA
Washington Adventist	11/03/2025	98-76	W 0-1-0	11-4-0	0-1-0
Regent	11/05/2025	119-55	W 10-4-0	12-6-2	DNP
William & Mary	11/08/2025	78-81	L DNP	5-7-0	DNP
at Old Dominion	11/11/2025	57-60	L DNP	1-5-1	DNP
at Towson	11/14/2025	41-51	L DNP	0-4-0	DNP
Hampton	11/21/2025	62-60	W 0-0-0	6-3-0	DNP
at Wyoming	11/23/2025	67-75	L 0-1-0	3-3-0	DNP
Virginia-Lynchburg	11/25/2025	136-79	W 4-2-0	6-3-2	DNP
at Arizona	11/29/2025	61-98	L DNP	6-3-0	DNP
at James Madison	12/06/2025	67-68	L DNP	13-5-1	DNP
at Baylor	12/10/2025	67-97	L DNP	2-5-0	DNP
vs Grambling	12/18/2025	68-80	L DNP	2-5-0	DNP
vs Jackson St.	12/19/2025	82-72	W 0-0-0	0-3-3	DNP
at UTEP	12/21/2025	72-71	W DNP	2-2-0	DNP
vs UC Irvine	12/22/2025	70-89	L DNP	2-0-0	DNP
at Louisiana	12/28/2025	54-63	L DNP	4-4-0	DNP
at N.C. Central	01/03/2026	67-69	L DNP	4-5-0	DNP
at Delaware St.	01/10/2026	66-64	W DNP	18-5-2	DNP
UMES	01/12/2026	70-74	L DNP	13-5-0	DNP
at South Carolina St.	01/17/2026	89-82	W DNP	12-7-0	DNP
Elizabeth City St.	01/19/2026	86-61	W 2-0-1	6-5-0	DNP
Coppin St.	01/24/2026	103-76	W 3-1-0	DNP	DNP
Morgan St.	01/26/2026	78-79	L DNP	3-1-0	DNP
at Howard	01/31/2026	60-88	L 1-0-0	5-2-1	DNP
N.C. Central	02/07/2026	75-68	W DNP	4-5-0	DNP
Delaware St.	02/14/2026	75-58	W DNP	10-5-1	DNP
at UMES	02/16/2026	70-66	W DNP	2-5-0	DNP
South Carolina St.	02/21/2026	90-71	W 0-0-0	4-0-0	DNP
at Coppin St.	02/28/2026	75-69	W DNP	2-1-0	DNP





**2025-26 Norfolk St. Men's Basketball  
Team High/Low Analysis  
All games**

**Norfolk St. - Game Highs**

<b>POINTS</b>	136	Virginia-Lynchburg (11/25/2025)
	119	Regent (11/05/2025)
	103	Coppin St. (01/24/2026)
	98	Washington Adventist (11/03/2025)
	90	South Carolina St. (02/21/2026)
<b>FIELD GOALS MADE</b>	58	Virginia-Lynchburg (11/25/2025)
	47	Regent (11/05/2025)
<b>FIELD GOAL ATTEMPTS</b>	84	Virginia-Lynchburg (11/25/2025)
	81	Regent (11/05/2025)
<b>FIELD GOAL PERCENTAGE</b>	.690 (58-84)	Virginia-Lynchburg (11/25/2025)
	.593 (32-54)	South Carolina St. (02/21/2026)
<b>3 PT FG MADE</b>	14	Coppin St. (01/24/2026)
	11	William & Mary (11/08/2025)
<b>3 PT FG ATTEMPTS</b>	27	William & Mary (11/08/2025)
	26	Coppin St. (01/24/2026)
	26	Virginia-Lynchburg (11/25/2025)
<b>3 PT FG PERCENTAGE</b>	.556 (10-18)	South Carolina St. (02/21/2026)
	.538 (14-26)	Coppin St. (01/24/2026)
<b>FREE THROWS MADE</b>	37	at South Carolina St. (01/17/2026)
	33	Coppin St. (01/24/2026)
<b>FREE THROW ATTEMPTS</b>	47	at South Carolina St. (01/17/2026)
	43	Coppin St. (01/24/2026)
<b>FREE THROW PERCENTAGE</b>	.846 (11-13)	at Old Dominion (11/11/2025)
	.833 (20-24)	vs Jackson St. (N) (12/19/2025)
<b>REBOUNDS</b>	49	Virginia-Lynchburg (11/25/2025)
	48	at Towson (11/14/2025)
<b>ASSISTS</b>	28	Virginia-Lynchburg (11/25/2025)
	23	vs Jackson St. (N) (12/19/2025)
<b>STEALS</b>	19	Regent (11/05/2025)
	13	Coppin St. (01/24/2026)
<b>BLOCKED SHOTS</b>	9	at N.C. Central (01/03/2026)
	6	South Carolina St. (02/21/2026)
	6	at Howard (01/31/2026)
	6	Virginia-Lynchburg (11/25/2025)
<b>TURNOVERS</b>	20	N.C. Central (02/07/2026)
	20	at Delaware St. (01/10/2026)
<b>FOULS</b>	30	William & Mary (11/08/2025)
	29	at Arizona (11/29/2025)



**2025-26 Norfolk St. Men's Basketball  
Team High/Low Analysis  
All games**

**Opponent - Game Highs**

<b>POINTS</b>	98		at Arizona (11/29/2025)
	97		at Baylor (12/10/2025)
	89		vs UC Irvine (N) (12/22/2025)
	88		at Howard (01/31/2026)
	82		at South Carolina St. (01/17/2026)
<b>FIELD GOALS MADE</b>	36		at Baylor (12/10/2025)
	32		vs UC Irvine (N) (12/22/2025)
	32		at Arizona (11/29/2025)
<b>FIELD GOAL ATTEMPTS</b>	68		at Baylor (12/10/2025)
	62		at N.C. Central (01/03/2026)
<b>FIELD GOAL PERCENTAGE</b>	.561	(32-57)	at Arizona (11/29/2025)
	.540	(27-50)	at Howard (01/31/2026)
<b>3 PT FG MADE</b>	14		Virginia-Lynchburg (11/25/2025)
	10		at South Carolina St. (01/17/2026)
	10		at Louisiana (12/28/2025)
	10		vs Jackson St. (N) (12/19/2025)
<b>3 PT FG ATTEMPTS</b>	34		at Towson (11/14/2025)
	29		at James Madison (12/06/2025)
	29		Virginia-Lynchburg (11/25/2025)
	29		Washington Adventist (11/03/2025)
<b>3 PT FG PERCENTAGE</b>	.483	(14-29)	Virginia-Lynchburg (11/25/2025)
	.474	(9-19)	at Howard (01/31/2026)
<b>FREE THROWS MADE</b>	32		at Arizona (11/29/2025)
	28		UMES (01/12/2026)
<b>FREE THROW ATTEMPTS</b>	46		at Arizona (11/29/2025)
	38		Coppin St. (01/24/2026)
<b>FREE THROW PERCENTAGE</b>	.938	(15-16)	Virginia-Lynchburg (11/25/2025)
	.862	(25-29)	at Howard (01/31/2026)
<b>REBOUNDS</b>	50		at Towson (11/14/2025)
	44		at N.C. Central (01/03/2026)
	44		at Arizona (11/29/2025)
<b>ASSISTS</b>	23		vs UC Irvine (N) (12/22/2025)
	23		vs Grambling (N) (12/18/2025)
	23		at Baylor (12/10/2025)
<b>STEALS</b>	14		at James Madison (12/06/2025)
	13		Coppin St. (01/24/2026)
	13		at Delaware St. (01/10/2026)
<b>BLOCKED SHOTS</b>	10		at Baylor (12/10/2025)
	8		Morgan St. (01/26/2026)
	8		at Towson (11/14/2025)
<b>TURNOVERS</b>	28		Regent (11/05/2025)
	23		South Carolina St. (02/21/2026)
<b>FOULS</b>	30		at South Carolina St. (01/17/2026)
	28		Delaware St. (02/14/2026)



**2025-26 Norfolk St. Men's Basketball  
Team High/Low Analysis  
All games**

**Norfolk St. - Game Lows**

<b>POINTS</b>	41		at Towson (11/14/2025)
	54		at Louisiana (12/28/2025)
	57		at Old Dominion (11/11/2025)
	60		at Howard (01/31/2026)
	61		at Arizona (11/29/2025)
<b>FIELD GOALS MADE</b>	17		at Louisiana (12/28/2025)
	18		at Towson (11/14/2025)
<b>FIELD GOAL ATTEMPTS</b>	43		at South Carolina St. (01/17/2026)
	46		at UMES (02/16/2026)
<b>FIELD GOAL PERCENTAGE</b>	.277	(18-65)	at Towson (11/14/2025)
	.315	(17-54)	at Louisiana (12/28/2025)
<b>3 PT FG MADE</b>	2		at Towson (11/14/2025)
	3		UMES (01/12/2026)
	3		vs Grambling (N) (12/18/2025)
	3		at Baylor (12/10/2025)
	3		at James Madison (12/06/2025)
<b>3 PT FG ATTEMPTS</b>	8		at James Madison (12/06/2025)
	11		at South Carolina St. (01/17/2026)
<b>3 PT FG PERCENTAGE</b>	.125	(2-16)	at Towson (11/14/2025)
	.190	(4-21)	Morgan St. (01/26/2026)
<b>FREE THROWS MADE</b>	2		at Arizona (11/29/2025)
	3		at Towson (11/14/2025)
<b>FREE THROW ATTEMPTS</b>	9		at Arizona (11/29/2025)
	11		at Towson (11/14/2025)
<b>FREE THROW PERCENTAGE</b>	.222	(2-9)	at Arizona (11/29/2025)
	.273	(3-11)	at Towson (11/14/2025)
<b>REBOUNDS</b>	18		at Howard (01/31/2026)
	23		at Delaware St. (01/10/2026)
<b>ASSISTS</b>	5		at Towson (11/14/2025)
	6		at James Madison (12/06/2025)
	6		at Wyoming (11/23/2025)
	6		Hampton (11/21/2025)
<b>STEALS</b>	4		Delaware St. (02/14/2026)
	4		at Louisiana (12/28/2025)
	4		vs UC Irvine (N) (12/22/2025)
	4		at James Madison (12/06/2025)
	4		at Arizona (11/29/2025)
	4		at Towson (11/14/2025)
<b>BLOCKED SHOTS</b>	0		at UTEP (12/21/2025)
	1		Delaware St. (02/14/2026)
	1		N.C. Central (02/07/2026)
	1		Morgan St. (01/26/2026)
	1		UMES (01/12/2026)
	1		at Louisiana (12/28/2025)
	1		vs UC Irvine (N) (12/22/2025)
	1		at Baylor (12/10/2025)
	1		Hampton (11/21/2025)
<b>TURNOVERS</b>	4		Virginia-Lynchburg (11/25/2025)
	6		at Towson (11/14/2025)
<b>FOULS</b>	13		at Old Dominion (11/11/2025)
	13		Regent (11/05/2025)



**2025-26 Norfolk St. Men's Basketball  
Team High/Low Analysis  
All games**

**Opponent - Game Lows**

<b>POINTS</b>	51		at Towson (11/14/2025)
	55		Regent (11/05/2025)
	58		Delaware St. (02/14/2026)
	60		Hampton (11/21/2025)
	60		at Old Dominion (11/11/2025)
<b>FIELD GOALS MADE</b>	15		Delaware St. (02/14/2026)
	17		at Towson (11/14/2025)
<b>FIELD GOAL ATTEMPTS</b>	41		Delaware St. (02/14/2026)
	49		South Carolina St. (02/21/2026)
	49		UMES (01/12/2026)
<b>FIELD GOAL PERCENTAGE</b>	.288	(17-59)	at Towson (11/14/2025)
	.357	(20-56)	Elizabeth City St. (01/19/2026)
<b>3 PT FG MADE</b>	2		Delaware St. (02/14/2026)
	2		at Arizona (11/29/2025)
<b>3 PT FG ATTEMPTS</b>	11		at Arizona (11/29/2025)
	12		Delaware St. (02/14/2026)
<b>3 PT FG PERCENTAGE</b>	.167	(4-24)	at Old Dominion (11/11/2025)
	.167	(2-12)	Delaware St. (02/14/2026)
<b>FREE THROWS MADE</b>	5		Regent (11/05/2025)
	7		at UMES (02/16/2026)
<b>FREE THROW ATTEMPTS</b>	8		Regent (11/05/2025)
	11		at Delaware St. (01/10/2026)
<b>FREE THROW PERCENTAGE</b>	.444	(12-27)	at UTEP (12/21/2025)
	.474	(18-38)	Coppin St. (01/24/2026)
<b>REBOUNDS</b>	13		Virginia-Lynchburg (11/25/2025)
	23		N.C. Central (02/07/2026)
<b>ASSISTS</b>	4		Delaware St. (02/14/2026)
	8		N.C. Central (02/07/2026)
	8		Hampton (11/21/2025)
	8		at Towson (11/14/2025)
<b>STEALS</b>	3		at UMES (02/16/2026)
	3		Virginia-Lynchburg (11/25/2025)
<b>BLOCKED SHOTS</b>	0		Coppin St. (01/24/2026)
	0		Virginia-Lynchburg (11/25/2025)
<b>TURNOVERS</b>	7		at Louisiana (12/28/2025)
	8		at James Madison (12/06/2025)
	8		at Towson (11/14/2025)
<b>FOULS</b>	10		at Old Dominion (11/11/2025)
	12		at Louisiana (12/28/2025)
	12		vs UC Irvine (N) (12/22/2025)
	12		at Arizona (11/29/2025)



**2025-26 Norfolk St. Men's Basketball  
Team Game-by-Game  
All games**

Opponent	Date	Score	W	Total		3-Pointers		Free throws		Rebounds				Other Stats						
				FG-FGA	PCT	3FG-3FGA	PCT	FT-FTA	PCT	OFF	DEF	TOT	AVG	PF	A	TO	BLK	STL	PTS	AVG
Washington Adventist	11/03/2025	98-76	W	32-62	.516	5-17	.294	29-38	.763	12	27	39	39.0	25	12	12	2	10	98	98.0
Regent	11/05/2025	119-55	W	47-81	.580	9-23	.391	16-22	.727	19	28	47	43.0	13	16	7	5	19	119	108.5
William & Mary	11/08/2025	78-81	L	25-58	.431	11-27	.407	17-31	.548	14	23	37	41.0	29	16	19	4	8	78	98.3
at Old Dominion	11/11/2025	57-60	L	21-56	.375	4-17	.235	11-13	.846	15	21	36	39.8	13	10	12	3	5	57	88.0
at Towson	11/14/2025	41-51	L	18-65	.277	2-16	.125	3-11	.273	17	31	48	41.4	18	5	6	2	4	41	78.6
Hampton	11/21/2025	62-60	W	23-52	.442	5-13	.385	11-22	.500	10	22	32	39.8	18	6	9	1	6	62	75.8
at Wyoming	11/23/2025	67-75	L	20-51	.392	6-17	.353	21-29	.724	11	19	30	38.4	22	6	12	5	7	67	74.6
Virginia-Lynchburg	11/25/2025	136-79	W	58-84	.690	6-26	.231	14-17	.824	15	34	49	39.8	14	28	4	6	9	136	82.3
at Arizona	11/29/2025	61-98	L	27-64	.422	5-16	.313	2-9	.222	8	19	27	38.3	29	12	14	2	4	61	79.9
at James Madison	12/06/2025	67-68	L	28-52	.538	3-8	.375	8-17	.471	10	28	38	38.3	18	6	15	4	4	67	78.6
at Baylor	12/10/2025	67-97	L	23-60	.383	3-12	.250	18-26	.692	9	21	30	37.5	20	7	12	1	7	67	77.5
vs Grambling	12/18/2025	68-80	L	27-66	.409	3-15	.200	11-25	.440	16	28	44	38.1	20	10	13	4	5	68	76.8
vs Jackson St.	12/19/2025	82-72	W	26-58	.448	10-23	.435	20-24	.833	11	27	38	38.1	18	23	14	3	5	82	77.2
at UTEP	12/21/2025	72-71	W	23-51	.451	7-20	.350	19-30	.633	10	23	33	37.7	20	15	15	0	6	72	76.8
vs UC Irvine	12/22/2025	70-89	L	23-51	.451	8-15	.533	16-20	.800	7	17	24	36.8	16	8	15	1	4	70	76.3
at Louisiana	12/28/2025	54-63	L	17-54	.315	9-23	.391	11-16	.688	11	23	34	36.6	14	13	10	1	4	54	74.9
at N.C. Central	01/03/2026	67-69	L	25-62	.403	4-17	.235	13-20	.650	17	23	40	36.8	18	9	12	9	7	67	74.5
at Delaware St.	01/10/2026	66-64	W	24-47	.511	4-12	.333	14-21	.667	6	17	23	36.1	16	14	20	2	7	66	74.0
UMES	01/12/2026	70-74	L	22-48	.458	3-13	.231	23-33	.697	10	20	30	35.7	24	13	9	1	7	70	73.8
at South Carolina St.	01/17/2026	89-82	W	24-43	.558	4-11	.364	37-47	.787	8	21	29	35.4	17	9	15	2	6	89	74.6
Elizabeth City St.	01/19/2026	86-61	W	31-57	.544	4-14	.286	20-26	.769	9	27	36	35.4	15	10	9	4	7	86	75.1
Coppin St.	01/24/2026	103-76	W	28-49	.571	14-26	.538	33-43	.767	9	28	37	35.5	28	19	19	4	13	103	76.4
Morgan St.	01/26/2026	78-79	L	29-70	.414	4-21	.190	16-27	.593	16	29	45	35.9	18	13	9	1	10	78	76.4
at Howard	01/31/2026	60-88	L	19-55	.345	6-16	.375	16-22	.727	9	9	18	35.2	21	9	14	6	8	60	75.8
N.C. Central	02/07/2026	75-68	W	24-50	.480	6-18	.333	21-27	.778	11	22	33	35.1	17	8	20	1	7	75	75.7
Delaware St.	02/14/2026	75-58	W	27-50	.540	5-15	.333	16-27	.593	12	26	38	35.2	24	11	12	1	4	75	75.7
at UMES	02/16/2026	70-66	W	24-46	.522	9-18	.500	13-21	.619	9	21	30	35.0	14	12	11	3	9	70	75.5
South Carolina St.	02/21/2026	90-71	W	32-54	.593	10-18	.556	16-21	.762	7	18	25	34.6	26	16	13	6	11	90	76.0
at Coppin St.	02/28/2026	75-69	W	23-51	.451	6-19	.316	23-29	.793	6	22	28	34.4	19	7	9	5	6	75	76.0
<b>Total</b>		<b>2203</b>		<b>770-1647</b>	<b>.468</b>	<b>175-506</b>	<b>.346</b>	<b>488-714</b>	<b>.683</b>	<b>324</b>	<b>674</b>	<b>998</b>	<b>34.4</b>	<b>564</b>	<b>343</b>	<b>361</b>	<b>89</b>	<b>209</b>	<b>2203</b>	<b>76.0</b>
Opponents		2100		698-1603	.435	213-683	.312	491-686	.716	302	650	952	32.8	544	405	399	109	211	2100	72.4

**Norfolk St. Averages**

Games Played	Points/game	FG Pct	3FG Pct	FT Pct	Rebounds/game	Assists/game	Turnovers/game	Assist/Turnover ratio	Steals/game	Blocks/game
29	76.0	46.8	34.6	68.3	34.4	11.8	12.4	1.0	7.2	3.1