












SPARTANS	1-1 OVERALL	0-0 MEAC	-- / -- RANKING (STATS/FCOACHES)	AT		OWLS	1-1 OVERALL	0-0 AAC	-- / -- RANKING (STATS/COACHES)
	DAWSON ODUMS HEAD COACH	9-15 Record at NSU (1st season)	73-59 Career Record (12th season)				STAN DRAYTON HEAD COACH	4-10 Record at Temple (1st season)	4-10 Career Record (3rd season)
									

SATURDAY, SEPTEMBER 16, 2023 | 2 P.M. | LINCOLN FINANCIAL FIELD [67,594] | PHILADELPHIA, PENNSYLVANIA


2023 NORFOLK STATE FOOTBALL SCHEDULE

	VIRGINIA STATE September 2 2 p.m. L, 24-33 William "Dick" Price Stadium
	@ HAMPTON September 9 6 p.m. W, 31-23 Armstrong Stadium
	@ TEMPLE September 16 2 p.m. Lincoln Financial Field
	@ TOWSON September 23 4 p.m. Unitas Stadium
	NORTH CAROLINA A&T STATE September 30 2 p.m. William "Dick" Price Stadium
	@ TENNESSEE STATE October 14 6 p.m. (ET) Nissan Stadium
	@ HOWARD* October 21 1 p.m. Greene Stadium
	MORGAN STATE* October 28 2 p.m. William "Dick" Price Stadium
	VS. NORTH CAROLINA CENTRAL* November 4 2 p.m. O'Kelly-Riddick Stadium
	VS. DELAWARE STATE* November 11 12 p.m. Alumni Stadium
	SOUTH CAROLINA STATE* November 18 2 p.m. William "Dick" Price Stadium


FOLLOW NORFOLK STATE ON SOCIAL MEDIA

-  www.facebook.com/NorfolkStateAthletics/
-  [@nsuathletics](#) // [@nsu_fb](#)
-  [@nsuspartans](#) // [@norfolkstateFB](#)

GAME COVERAGE

 **TELEVISION/STREAMING**
ESPN+
Bill Spaulding (play-by-play) and Barrett Brooks (analyst)

 **RADIO**
NORFOLK STATE RADIO NETWORK
Ross Gordon (play-by-play), Waube Gebre (analyst)

NORFOLK STATE ATHLETICS WEBCAST
WNSB HOT 91.1 FM
 **LIVE STATS**
www.nsuspartans.com

GAME PREVIEW

ABOUT THE GAME

- ◀ Norfolk State and Temple meet for the first time
- ◀ Both teams are 1-1 after two games to open the season
- ◀ Temple returns home after being on the road last week
- ◀ Norfolk State continues its three-game road swing
- ◀ The Spartans have played one Division II opponent, one from the FCS and this week, one from the Group of Five (FBS)


ABOUT NORFOLK STATE

- ◀ The Spartans are coming off a 31-23 victory in the Battle of the Bay over Hampton
- ◀ Norfolk State was one of three MEAC teams to pick up a win this past weekend
- ◀ The Spartans controlled the clock in the victory, holding the football for nearly 35 minutes
- ◀ NSU's defense surrendered more than 400 total yards, but forced four turnovers, including a pair of interceptions
- ◀ Quarterback Otto Kuhns tossed three touchdown passes of 41, 38 and nine yards and has thrown for 365 yards in the two games this season
- ◀ Defensive back Joseph White was selected the HBCU National Player of the Week by BOXTOROW
- ◀ Quarterback Otto Kuhns was named the MEAC Offensive Player of the Week on Monday
- ◀ The Spartans are in the middle of their three-game road swing as NSU visits Towson next week before playing host to North Carolina A&T State on Sept. 30
- ◀ Saturday's game against Temple marks the first of two trips the Spartans will play inside NFL stadiums
- ◀ The Spartans were chosen to finish fifth in the MEAC predicted order of finish

ABOUT TEMPLE

- ◀ The Owls, after opening the season with a win over Akron, fell last Saturday to Rutgers, 36-7
- ◀ Owls quarterback E.J. Warner has thrown for 522 yards, with three touchdowns and a pair of interceptions
- ◀ In the first two games, Temple has racked up 41 first downs and 325.5 total yards per game

SIDE-BY-SIDE COMPARISON



THE BASICS

Record	1-1	Record	1-1
MEAC Record	0-0	American Record	0-0
Ranking (STATS/Coaches)	--/--	Ranking (FBS)	--/--
Last Game	Sept. 9, 2023	Last Game	Sept. 9, 2023
.....	Win at Hampton, 31-23	Loss at Rutgers, 36-7
Head Coach	Dawson Odums	Head Coach	Stan Drayton
Career Record	73-59	Career Record	4-10
Record at NSU	9-15	Record at Temple	4-10
Record in MEAC	4-6	Record in American	1-7

STATISTICAL LEADERS

Passing	Otto Kuhns 25/47 365 yards, 5 TDs, 2 INT	Passing	E.J. Warner 48/97 522 yards, 3 TDs, 2 INTs
Rushing	Lex Henry 29 att., 88 yards, 1 TD	Rushing	Darvon Hubbard 14 att., 49 yards
Receiving	Andre Pegues 6 rec., 137 yards, 1 TD	Receiving	Dante Wright 12 rec., 130 yards, 1 TD
Tackles	AJ Richardson 11 tackles, (7 solo)	Tackles	Yvandy Rigby 19 tackles (12 solo)
Sacks	Three tied 1.0 sack	Sacks	Two tied 1.0 sack
Interceptions	Two tied 1 interception	Interceptions	Tywan Francis 1 interception

TEAM LEADERS

Points Per Game	27.5	Points Per Game	15.5
First Downs	29	First Downs	41
Rushing (Avg.)	139.5	Rushing (Avg.)	64.5
Passing (Avg.)	182.5	Passing (Avg.)	261.0
Offense (Avg.)	322.0	Offense (Avg.)	325.5
3rd Down %	32.2	3rd Down %	38.2
Touchdowns	7	Touchdowns	4
Field Goals	2	Field Goals	1
Time of Possession	30:44	Time of Possession	27:18
Sacks	3	Sacks	3

INSIDE THE SERIES

Overall	First Meeting
Current Streak	First Meeting
Longest Series Win Streak	First Meeting
First Meeting	First Meeting
Last Meeting	First Meeting
Games Decided by 3 Points or Less	First Meeting
Games Decided by 7 points or less	First Meeting

A NORFOLK STATE WIN WOULD GIVE ...

- ◀ The Spartans back-to-back victories for the first time since 2021
- ◀ NSU its first win over a Group of Five member
- ◀ The Spartans their third straight road victory, dating back to the 2022 season

▼ MEDIA SCHEDULE - NORFOLK STATE

MONDAY	11	TUESDAY	12	WEDNESDAY	13	THURSDAY	14	FRIDAY	15	SATURDAY	16	SUNDAY	17
Practice		Practice		Practice		Practice		Practice		Game 3		OFF	
Players and Coaches Only Available After Practice MEAC Teleconference		Players and Coaches Only Available After Practice Dawson Odums Press Conference - 11:30 a.m.		Players and Coaches Only Available After Practice		Players and Coaches Only Available After Practice		Pregame Preparations Walk Through No Media Availability		Norfolk State at Temple 2 p.m. // Lincoln Financial Field Philadelphia, Pa.			

▼ ATHLETICS COMMUNICATIONS



BRIAN HOWARD
Assistant AD
Athletic Communications
Football Main Contact
All Coaches/Player Requests
Cell..... 302.258.7461
Email..... bhoward@nsu.edu
Twitter..... @brianhoward33



Alysse Scripser
Associate
Sports Information
Secondary Football Contact
All Coaches/Player Requests
Cell..... 757.705.4532
Email..... akscripser@nsu.edu
Twitter..... N/A



Alex Lehmbek
Assistant
Sports Information
Secondary Football Contact
All Coaches/Player Requests
Cell..... 434.305.2571
Email..... alehmbek@nsu.edu
Twitter..... @alexlehmbek



Naje Murray
Director of Creative
Media
Social Media, Photo and Video
Coordinator
Cell..... 804.564.9061
Email..... nrmurray@nsu.edu
Twitter..... @lastshotphoto

Thank you for your coverage of the Norfolk State University Spartans and Mid-Eastern Athletic Conference (MEAC) football. Please let us know if we can assist your efforts at any time during the football season. The following is the list of policies and procedures of the Norfolk State University Athletic Communications Office. Please contact the NSU Athletic Communications Office with any questions or concerns.

Brian Howard (bhoward@nsu.edu), Assistant AD for Athletic Communications, will serve as the contact for Norfolk State football. His contact information is listed below:

Brian Howard
Assistant AD/Athletic Communications
Email: bhoward@nsu.edu
Phone: 318.274.7414
Location: Spartan Station
Room: Office of Athletic Communications

MEDIA CREDENTIALS

Media credentials for Norfolk State must be requested through NSU's official website. To begin the process, visit www.nsuspartans.com and under inside athletes, search Media Information. Only media covering the Spartans on a consistent basis and on assignment will be considered for season credentials. A lost season credential will result in credentials being issued on a game-by-game basis as available.

PLAYER INTERVIEW AVAILABILITY

All interviews with Norfolk State student-athletes should be coordinated through the Athletic Communications Office. During the season, NSU players are available after practices. No interviews will be conducted during practice. Telephone and/or Zoom interviews may be arranged by contacting Brian Howard in the Athletic Communications Office. ALL interview requests should be made at least 48 hours in advance. NSU's first-year players (true freshmen) are not available for interviews.

COACH INTERVIEW AVAILABILITY

Interviews with third-year Spartans head coach Dawson Odums should also be arranged through the Athletic Communications Office. Head coach Dawson Odums is available for interviews throughout the week, after practices and after the conclusion of games. Telephone interviews with the head coach can be arranged by contacting the Athletic Communications Office. As with the student-athletes, interview requests should be made at least 48 hours in advance.

COACH ODUMS WEEKLY PRESS CONFERENCE

Norfolk State head football coach Dawson Odums will meet with the media on Tuesday's at 11:30 a.m. during his weekly press conference inside Gill Gymnasium.

PRACTICE AVAILABILITY

Norfolk State's football practices are open to the public and media. The first portion of the workouts (generally the first 15-20 minutes) is open to photographers.

Members of the media planning to shoot practice should contact the NSU Athletic Communications Office in advance to confirm arrangements and practice times.

PRACTICE LOCATION

The Spartans practice inside William "Dick" Price Stadium.

ACCESSING INFORMATION

In addition to the Norfolk State Athletics website (www.nsuspartans.com), the latest news, weekly releases, rosters and season and single-game statistics can be sent on

a daily or weekly basis via e-mail. Contact Brian Howard to request to be added to the football distribution e-mail list.

WE ARE NORFOLK STATE

When referring to Norfolk State University, please only use the terms **NORFOLK STATE** or **NSU**. Please refrain from acronyms of the name **NOR**, **Norfolk St.** or **NOR ST**. In addition, Norfolk State plays in the Mid-Eastern Athletic Conference (MEAC).

MEAC WEEKLY HONORS

The MEAC will name Players of the Week each Monday throughout the regular season in the following categories: Offense, Defense, Rookie, Offensive Lineman and Special Teams. Nominees are submitted to the conference office through member institutions' sports information offices, and the winners will be announced via email and the conference website each Monday.

MEAC SOCIAL MEDIA

Follow the MEAC on Facebook, Twitter, Instagram, TikTok and YouTube for up-to-date news and information on the conference and its member institutions. Search MEAC-Sports on Facebook, follow @MEACSports on Twitter and @meacsports on Instagram and TikTok, and subscribe to the MEAC Digital Network on YouTube.

MEAC WEEKLY TELECONFERENCE

The MEAC will host a weekly football coaches video conference each Monday beginning at 10 a.m. The first video conference will be on Monday, Aug. 28, 2023, with the final one taking place on Monday, Nov. 20, 2023. Media interested in participating should contact Patricia Porter-Mayfield via email with their request.

MEAC POSTSEASON AWARDS

Following the conclusion of regular-season play, the MEAC will hold a vote for all-conference teams, to be conducted by the league's head football coaches and sports information directors. Each body will vote on a First, Second and Third Team all-conference squad, as well as Offensive Player of the Year, Defensive Player of the Year, Rookie of the Year and Offensive Lineman of the Year. The head coaches will also vote on a Coach of the Year. The Offensive and Defensive Players of the Year will be named during the National Football Foundation and College Football Hall of Fame's annual induction ceremony in December in Las Vegas, Nev.

▼ MEAC STANDINGS

Team	MEAC	Overall
Delaware State	0-0	0-2
Howard	0-0	1-1
Morgan State	0-0	1-1
Norfolk State	0-0	1-1
North Carolina Central	0-0	2-0
South Carolina State	0-0	0-3

▼ MEAC WEEKLY FOOTBALL VIDEO CONFERENCE

The MEAC will host the first weekly football video conference on Monday, Aug. 28 and conclude on Monday, Nov. 20. Beginning at 10 a.m., the Zoom will feature all MEAC head football coaches for a 10-minute session that includes a brief statement about the previous and upcoming opponent and game. Each session concludes with a question and answer session with members of the media.

Credible media outlets may access the video conference by contacting Patricia Porter-Mayfield at mayfieldp@themec.com.

DATES FOR 2023 TELECONFERENCES
 August 28 • September 4 • September 11 • September 18 • September 25 • October 2 • October 9 • October 16
 October 23 • October 30 • November 6 • November 13
 November 20

2023 VIDEO CONFERENCE SCHEDULE:
 (All times Eastern)
 10:00 a.m. MEAC Notes
 10:03 a.m. Larry Scott, Howard
 10:13 a.m. Trei Oliver, North Carolina Central
 10:23 a.m. Lee Hull Delaware State
 10:33 a.m. Dawson Odums, Norfolk State
 10:43 a.m. Buddy Pough, South Carolina State
 10:53 a.m. Damon Wilson, Morgan State

▼ MEAC FOOTBALL MEDIA CONTACTS

DELAWARE STATE	
Contact	Tiana Cephers
Email	tcepers@desu.edu
Phone	302.857.6068
Press Box	302.857.7651
HOWARD	
Contact	Derek Bryant
Email	derek.bryant@howard.edu
Phone	202.806.7184
Press Box	202.806.5488 / 5489 / 5491
MORGAN STATE	
Contact	Leonard Haynes IV
Email	lhaynes004@gmail.com
Phone	443.885.3831
Press Box	443.885.4018
NORFOLK STATE	
Contact	Brian Howard
Email	bjhoward@nsu.edu
Phone	302.258.7461
Press Box	757.823.2628
NORTH CAROLINA CENTRAL	
Contact	Kyle Serba
Email	kserba@nccu.edu
Phone	919.530.7054
Press Box	919.796.1696
SOUTH CAROLINA STATE	
Contact	Kendrick Lewis
Email	klewis19@scsu.edu
Phone	803.536.7060
Press Box	803.536.8623

▼ MID-EASTERN ATHLETIC CONFERENCE



FORMED: 1970
 Charter members: Delaware State, Howard, Maryland Eastern Shore, Morgan State, North Carolina A&T State, North Carolina Central and South Carolina State

Commissioner: Ms. Sonja O. Stills **Located:** Norfolk, Virginia

HISTORY AT A GLANCE

In 1969, a bold ad hoc group of innovators long associated with intercollegiate athletics met in Durham, N.C. to discuss the feasibility of organizing a new conference. From these discussions, they formed a steering and planning committee to fully investigate the idea, presented a detailed report with recommendations to interested collegiate institutions, and constructed a workshop to outline proposals.

After selecting a proposal and adopting a program, seven institutions (Delaware State College, Howard University, University of Maryland Eastern Shore, Morgan State University, North Carolina A&T State University, North Carolina Central University and South Carolina State College) agreed to become the Mid-Eastern Athletic Conference. Their major objective was to establish, organize and supervise an intercollegiate athletic program among a compact group of educational institutions of high academic standards with a sound philosophy of co-curricular activities. The conference agreed to seek Division I status for its sports.

The conference was confirmed in 1970, kicking off its first season of competition in football in 1971.

In 1978, the MEAC reached a milestone when it selected Kenneth A. Free to be its first full-time commissioner. Free served the conference for 18 years before stepping down in May 1996. In July 1996, Charles S. Harris was named commissioner, and he served in that capacity until April 2002. On Sept. 1, 2002, Dr. Dennis E. Thomas was named commissioner and served in the position until Dec. 31, 2021.

On Jan. 1, 2022, Sonja Stills became the MEAC's first female commissioner and the first female commissioner of a Div. I HBCU conference.

The conference's first expansion occurred in October 1979, when Bethune-Cookman College and Florida A&M University were voted into the MEAC as new members. Original members Morgan State, North Carolina Central and Maryland Eastern Shore withdrew from the conference at the end of the 1979-80 fiscal year; Maryland Eastern Shore was readmitted in 1981 and Morgan State returned in 1984. Florida A&M opted to resign in 1984, but rejoined the conference in 1986. Coppin State College was granted admittance in 1985, becoming the ninth member institution.

The MEAC expanded again in the 1990s with the inclusion of Hampton University (1995) and Norfolk State University (1997). The conference grew once again in 2007, adding Winston-Salem State University. Winston-Salem State, a MEAC provisional member, did not meet the qualifications for Division I and withdrew from the conference following the 2009-10 academic and athletic season.

On July 1, 2010, the MEAC made its most recent expansion with the admittance of North Carolina Central and Savannah State University. On Sept. 10, 2014, the MEAC admitted Augusta University (formerly Georgia Regents University) as an associate member for men's golf. In June 2018, the MEAC added Alabama Birmingham (UAB) and Monmouth as associate members for women's bowling, effective for the 2018-19 academic year.

As of July 1, 2018, Hampton was no longer a member of the MEAC. Savannah State followed suit one year later, opting to return to the Div. II ranks.

As of July 1, 2021, Bethune-Cookman, Florida A&M and North Carolina A&T State were no longer members of the MEAC, though North Carolina A&T State does hold associate membership with the conference for the sport of women's bowling.

Augusta University, an associate member for men's golf, also left the conference on July 1, 2021.

On June 8, 1980, the MEAC was classified as a Division I conference by the NCAA; prior to that year, the conference had operated on the Division II level. The month after achieving Div. I status, the MEAC received automatic qualification to the NCAA Division I Men's Basketball Championship. Currently, the conference has automatic qualifying bids for NCAA postseason play in men's basketball (since 1981), women's basketball (since 1982), softball (since 1995), men's and women's tennis (since 1998), volleyball (since 1994) and women's bowling (since 2018).

The MEAC declares champions in six men's sports — basketball, cross country, football, indoor track & field, outdoor track & field and tennis — and eight women's sports — basketball, bowling, cross country, indoor track & field, outdoor track & field, softball, tennis and volleyball.

The MEAC initiated cross country in 1980, and North Carolina A&T State earned the inaugural men's crown. The first women's cross country championship took place a year later, with Howard winning the first of its seven titles. Indoor track & field was also added in 1981, with South Carolina State winning the men's title and Howard taking the women's crown.

Tennis returned as MEAC-sponsored sports in 1981 after a five-year hiatus. South Carolina State won all seven of the conference's golf championships from 1972-83 before the sport was discontinued following the 1983 championship.

In wrestling, Morgan State won 13 of 24 conference championships before the sport was discontinued in 1995.

Baseball, which began in 1972, was discontinued following the 1977 season. It was brought back as a MEAC-governed sport, along with the addition of women's volleyball, in 1983. Women's softball became a MEAC-sanctioned sport in 1992.

Bowling was officially sanctioned as a MEAC sport in 1999. The MEAC was the first conference to secure NCAA sanctioning for women's bowling by adopting the club sport prior to the 1996-97 school year.

Men's golf returned as a MEAC-sponsored sport in 2014, with six teams participating in the conference championship. Bethune-Cookman was crowned the 2014 champion; the Wildcats also won the 2014 PGA Minority Collegiate Championship. Associate member Augusta University earned its first MEAC golf title in 2015, the institution's first year of conference competition, before repeating in 2016, 2017, 2018 and 2019. Howard claimed the 2022 MEAC championship in just its second year sponsoring the sport following a donation by the NBA's Steph Curry to fund both the men's golf programs for a six-year period beginning in 2020-21. The Bison also claimed the 2022 PGA Works title, while Gregory Odom, Jr. was the 2022 individual champion at the MEAC and PGA Works Championships.

In July 2022, four MEAC baseball teams (Coppin State, Delaware State, Maryland Eastern Shore and Norfolk State) and three men's golf programs (Howard, Maryland Eastern Shore and North Carolina Central) temporarily joined the Northeast Conference as associate members. The schools will retain primary membership in the MEAC and begin competing in the NEC in the 2022-23 academic year.

MEAC COMMISSIONERS

- Ms. Sonja O. Stills (2022-present)
- Dr. Dennis E. Thomas (2002-21)
- Mr. Charles S. Harris (1996-2002)
- Mr. Kenneth A. Free (1978-96 -- first full-time commissioner)
- Dr. James Young (1975-78)
- Mr. Earl Mason (1974-75)
- Dr. Leroy Walker (1971-74)

▼ 2023 OPPONENTS SCHEDULE AND RESULTS



VIRGINIA STATE
Trojans

2-0, 0-0 CIAA

Date	Opponent	Time/Result
9.2	at Norfolk State	W, 33-24
9.9	TUSCULUM	W, 21-17
9.16	at St. Augustine's	1 p.m.
9.23	LIVINGSTONE*	6 p.m.
9.30	at Shaw*	1 p.m.
10.7	at Bowie State*	1 p.m.
10.14	BLUEFIELD STATE*	2 p.m.
10.21	ELIZABETH CITY STATE*	2 p.m.
10.28	LINCOLN (PA)	2 p.m.
11.4	at Virginia Union*	1 p.m.

* CIAA Game



HAMPTON
Pirates

1-1, 0-0 CAA

Date	Opponent	Time/Result
9.2	vs. Grambling State	W, 35-31
9.9	NORFOLK STATE*	L, 23-31
9.16	at Howard	3:30 p.m.
9.30	at Richmond*	2 p.m.
10.7	CAMPBELL*	2 p.m.
10.14	at Monmouth*	1 p.m.
10.21	DELAWARE*	2 p.m.
10.28	NORTH CAROLINA A&T STATE*	1 p.m.
11.4	at Maine*	1 p.m.
11.11	WILLIAM & MARY*	1 p.m.
11.18	at Elon*	1 p.m.

* Colonial Athletic Conference (CAA) Game



TEMPLE
Owls

1-1, 0-0 AAC

Date	Opponent	Time/Result
9.2	AKRON	W, 24-21
9.9	at Rutgers	L, 7-36
9.16	NORFOLK STATE	2 p.m.
9.23	MIAMI (Fla.)	TBA
9.28	at Tulsa*	7:30 p.m.
10.7	UT-SAN ANTONIO*	TBA
10.14	at North Texas*	TBA
10.20	SMU*	7 p.m.
11.4	NAVY*	TBA
11.11	at South Florida*	TBA
11.18	at UAB*	TBA
11.25	MEMPHIS*	TBA

* American Athletic Conference



TOWSON
Tigers

0-2, 0-0 CAA

Date	Opponent	Time/Result
9.2	at Maryland	L, 6-38
9.9	MONMOUTH*	L, 23-42
9.16	at Morgan State	6 p.m.
9.23	NORFOLK STATE	4 p.m.
9.30	at New Hampshire*	3 p.m.
10.7	ALBANY*	4 p.m.
10.21	at William & Mary*	3:30 p.m.
10.28	DELAWARE*	4 p.m.
11.4	at North Carolina A&T State*	1 p.m.
11.11	at Villanova*	1 p.m.
11.18	RHODE ISLAND*	1 p.m.

* Colonial Athletic Conference (CAA) Game



NORTH CAROLINA A&T
Aggies

0-2, 0-0 CAA

Date	Opponent	Time/Result
8.31	at UAB	L, 6-35
9.9	NORTH CAROLINA CENTRAL	L, 16-30
9.16	at Elon*	6 p.m.
9.30	at Norfolk State	2 p.m.
10.7	VILLANOVA*	4 p.m.
10.14	at Delaware*	3 p.m.
10.21	RICHMOND*	1 p.m.
10.28	at Hampton*	1 p.m.
11.4	TOWSON*	1 p.m.
11.11	at Rhode Island*	1 p.m.
11.18	CAMPBELL*	1 p.m.

* Colonial Athletic Conference (CAA) Game



TENNESSEE STATE
Tigers

1-1, 0-0 OVC

Date	Opponent	Time/Result
9.2	at Notre Dame	L, 3-56
9.9	vs. Arkansas-Pine Bluff	W, 21-14
9.16	GARDNER-WEBB*	5 p.m.
9.30	at UT-Martin*	6 p.m.
10.7	at Kennesaw State	3 p.m.
10.14	NORFOLK STATE	6 p.m.
10.21	LINCOLN (CA)	2 p.m.
10.28	LINDENWOOD*	2 p.m.
11.4	at Charleston Southern	3 p.m.
11.11	at Eastern Illinois*	12 p.m.
11.18	TENNESSEE TECH	2 p.m.

* Ohio Valley Conference



HOWARD
Bison

1-1, 0-0 MEAC

Date	Opponent	Time/Result
9.1	at Eastern Michigan	L, 23-33
9.9	MOREHOUSE	W, 65-19
9.16	HAMPTON	3:30 p.m.
9.30	at Robert Morris	12 p.m.
10.7	at Northwestern	3 p.m.
10.14	at Harvard	1 p.m.
10.21	NORFOLK STATE*	1 p.m.
10.28	at Delaware State*	12 p.m.
11.4	at South Carolina State*	3:30 p.m.
11.11	NORTH CAROLINA CENTRAL*	1 p.m.
11.18	MORGAN STATE	1 p.m.

* Mid-Eastern Athletic Conference (MEAC) Game



MORGAN STATE
Bears

1-1, 0-0 MEAC

Date	Opponent	Time/Result
9.2	at Richmond	W, 17-10
9.9	at Akron	L, 21-24
9.16	TOWSON	6 p.m.
9.23	ALBANY	6 p.m.
9.30	at Yale	12 p.m.
10.7	STONY BROOK	1 p.m.
10.19	NORTH CAROLINA CENTRAL*	7:30 p.m.
10.28	at Norfolk State*	2 p.m.
11.4	DELAWARE STATE*	1 p.m.
11.11	at South Carolina State*	12 p.m.
11.18	at Howard	1 p.m.

* Mid-Eastern Athletic Conference (MEAC) Game



N.C. CENTRAL
Eagles

2-0, 0-0 MEAC

Date	Opponent	Time/Result
9.9	WINSTON-SALEM STATE	W, 47-21
9.9	at North Carolina A&T State	W, 30-16
9.16	at UCLA	5 p.m.
9.23	vs. Mississippi Valley State	3 p.m.
9.30	CAMPBELL	4 p.m.
10.7	at Elon	2 p.m.
10.19	at Morgan State*	7:30 p.m.
10.26	SOUTH CAROLINA STATE*	7:30 p.m.
11.4	NORFOLK STATE*	2 p.m.
11.11	at Howard*	1 p.m.
11.18	DELAWARE STATE*	2 p.m.

* Mid-Eastern Athletic Conference (MEAC) Game



DELAWARE STATE
Hornets

0-2, 0-0 MEAC

Date	Opponent	Time/Result
9.2	BOWIE STATE	L, 11-22
9.9	at Army	L, 0-57
9.16	at Richmond	3:30 p.m.
9.23	at Miami (Ohio)	3:30 p.m.
9.30	VIRGINIA-LYNCHBURG	1 p.m.
10.7	at Central Connecticut State	1 p.m.
10.21	SOUTH CAROLINA STATE*	12 p.m.
10.28	HOWARD*	12 p.m.
11.4	at Morgan State*	1 p.m.
11.11	NORFOLK STATE*	12 p.m.
11.18	at North Carolina Central*	2 p.m.

* Mid-Eastern Athletic Conference (MEAC) Game



SOUTH CAROLINA ST.
Bulldogs

0-3, 0-0 MEAC

Date	Opponent	Time/Result
10.26	vs. Jackson State	L, 7-37
9.2	at Charlotte	L, 3-24
9.9	at Georgia Tech	L, 13-48
9.23	THE CITADEL	6 p.m.
10.7	VIRGINIA-LYNCHBURG	2 p.m.
10.14	TENNESSEE TECH	1:30 p.m.
10.21	at Delaware State*	12 p.m.
10.26	at North Carolina Central*	7:30 p.m.
11.4	HOWARD*	3:30 p.m.
11.11	MORGAN STATE*	12 p.m.
11.18	at Norfolk State*	2 p.m.

* Mid-Eastern Athletic Conference (MEAC) Game

▼ SERIES RESULTS VS. 2023 OPPONENTS

1976	10/9	L	7	13
1977	10/8	L	14	21
1978	10/7	L	28	39
1979	10/6	W	27	26
1987	10/3	W	20	17
1988	10/1	W	30	6
1989	9/30	W	6	0
1990	9/29	L	6	20
1991	10/5	L	14	50
1992	10/3	L	6	35
1998	10/3	L	20	34
1999	10/2	L	14	28
2000	9/30	L	0	16
2001	9/29	L	0	43
2002	10/5	L	10	36
2003	10/4	L	14	34
2004	10/2	W	27	14
2005	9/10	L	14	16
2006	9/30	W	42	20
2007	9/27	W	50	20
2008	9/13	W	27	21
2009	9/12	L	13	17
2010*	9/11	W	23	14
2011*	10/29	W	14	10
2012	10/27	L	9	30
2015	10/10	L	3	27
2016	10/6	L	0	35
2017	11/4	L	7	35
2018	11/3	L	20	37
2019	10/5	L	19	58
2022	11/5	L	24	49

North Carolina A&T State Series Notes

Norfolk State Points	621
North Carolina A&T State Points	1,142
Games Decided by 3 Points or Less	3-3
Games Decided by 7 Points or less	5-9
Longest Winning Streak	4 (1979-1989)
Current Streak	Lost 7
Last 10 Games	2-8
Biggest Win	2007 (50-20)
Biggest Loss	1968 (61-14)

TENNESSEE STATE [0-1]

YEAR	DATE	W/L/T	NSU	OPP.
1972	9/9	L	6	56

Tennessee State Series Notes

Norfolk State Points	6
Tennessee State Points	56
Games Decided by 3 Points or Less	0-0
Games Decided by 7 Points or less	0-0
Longest Winning Streak	None
Current Streak	Lost 1
Last 10 Games	0-1
Biggest Win	None
Biggest Loss	1972 (56-6)

HOWARD [9-19]

YEAR	DATE	W/L/T	NSU	OPP.
1981	10/31	L	28	49
1982	10/30	L	18	24
1983	10/29	W	19	12
1984	10/27	W	42	10

1985	11/2	L	21	28
1986	11/1	L	13	38
1987	10/31	L	6	43
1996	11/2	L	14	42
1997	11/1	L	24	32
1998	10/31	L	20	54
1999	10/30	L	23	29
2000	10/28	L	0	14
2001	10/27	W-OT	7	0
2002	11/2	L	0	21
2003	11/1	L	28	42
2004	10/30	L	17	35
2005	10/29	W	26	7
2006	10/28	L	10	13
2007	10/27	L	10	17
2008	11/1	W	49	12
2009*	10/31	W	41	6
2010*	10/30	W	10	9
2011*	9/17	W	23	9
2012	9/15	L-OT	36	37
2015	10/3	W	15	12
2016	10/1	L	28	33
2017	11/11	L	24	28
2018	11/10	W	29	17
2019	10/12	W	49	21
2021	10/23	W	45	31
2022	10/29	L	21	49

Howard Series Notes

Norfolk State Points	622
Howard Points	750
Games Decided by 3 Points or Less	2-2
Games Decided by 7 Points or less	4-7
Longest Winning Streak	3 (2018-2021)
Current Streak	Lost 1
Last 10 Games	5-5
Biggest Win	2008 (49-20)
Biggest Loss	1998 (54-20)

MORGAN STATE [21-12]

YEAR	DATE	W/L/T	NSU	OPP.
1965	11/13	L	0	33
1966	11/12	L	0	34
1967	11/11	L	0	63
1968	11/16	L	7	34
1969	11/15	L	6	48
1970	9/19	L	7	15
1971	9/18	L	9	33
1986	10/4	W	23	21
1988	10/25	W	35	9
1989	9/2	L	20	31
1991	9/7	W	27	9
1997	9/27	W	48	6
1998	9/26	W	46	43
1999	11/6	W	20	16
2000	11/4	W	19	14
2001	11/3	W	33	27
2002	11/9	W	17	14
2003	11/22	L	34	43
2004	11/6	L	28	58
2005	11/5	W	24	21
2006	11/4	L	20	29
2007	11/3	W	24	16
2008	11/8	W	35	9
2009*	11/17	W	31	23

2010*	11/6	W	37	25
2011*	11/12	W	47	14
2012	11/10	W	30	0
2013	9/28	W	27	21
2014	9/27	W	15	14
2015	11/21	W	17	10
2016	10/29	W	27	14
2017	11/18	W	45	32
2018	11/17	L	27	44
2019	11/2	W	48	0
2021	10/30	W	31	20
2022	10/8	W	24	21

Morgan State Series Notes

Norfolk State Points	773
Morgan State Points	802
Games Decided by 3 Points or Less	7-0
Games Decided by 7 Points or less	11-0
Longest Winning Streak	8 (2007-2017)
Current Streak	Won 3
Last 10 Games	9-1
Biggest Win	2019 (48-0)
Biggest Loss	1967 (63-0)

NORTH CAROLINA CENTRAL [7-12]

YEAR	DATE	W/L/T	NSU	OPP.
1981	11/14	L	21	27
1982	10/9	W	14	9
1983	10/8	L	6	47
1984	10/6	W	29	26
1985	10/12	W	32	14
1987	9/19	L	20	28
1988	9/17	L	7	10
1993	9/11	L	20	30
1994	9/10	W	26	24
1995	11/3	W	27	6
2013	11/16	L	13	24
2014	11/15	L	14	19
2015	10/31	L	16	24
2016	9/24	L	31	34
2017	10/21	W	28	21
2018	10/20	L	6	36
2019	11/9	W	38	21
2021	11/6	L-2OT	36	38
2022	11/12	L	14	48

North Carolina Central Series Notes

Norfolk State Points	398
North Carolina Central Points	486
Games Decided by 3 Points or Less	2-3
Games Decided by 7 Points or less	4-6
Longest Winning Streak	2 (1994-1995)
Current Streak	Lost 2
Last 10 Games	3-7
Biggest Win	1995 (27-6)
Biggest Loss	1983 (47-6)

DELAWARE STATE [6-18]

YEAR	DATE	W/L/T	NSU	OPP.
1953		L	0	18
1954		L	0	7
1995	9/30	L	14	20
1996	9/28	W	27	23
1997	9/20	L	21	24

ALPHABETICAL

NO.	NAME	POS.
21	Devon Allen	DB
3	RJ Baker	WR
0	Sage Beuchert-Irvine	DL
5	Taron Biles-Walker	WR
37	Kaleb Broadbent	NI
82	Kaleb Brown	WR
62	Jaden Bryant	OL
92	Taesean Burt	TE
24	Chris Butler	WR
66	Vincent Byrd Jr.	OL
74	Juwuan Carbonell	OL
33	Darren Castor	DB
	Isaiah Ceus	NI
71	Jayden Chappell	OL
45	Taevion Clarke	DL
28	R.J. Coles	DB
70	Isaiah Coley	DL
35	Jordin Cooper	WR
	Davion Corpening	DB
89	Michael Curry	TE
83	Clifton Davis	WR
73	Samuel Eskridge	OL
	Aaron Evans	DB
39	X'Zavion Evans	RB
46	De'Shawn Fautleroy	RB
26	Kailib Felder	DB
43	Cameron Foreman	WR
55	Baron Franks II	OL
78	Grant Gaffney	DL
40	Xavier Graham	LB
75	Evan Gregory	OL
15	Jordan Griffin	TE
59	Javoni Hales	LB
85	Jayden Hargett	DL
23	Richard Harleston	NI
57	Stewart Harris	OL
97	Bernard Heath	DL
48	Isaiah Henderson	DL
32	Lex Henry III	RB
87	Jayden Homuth	WR
48	DJ James III	RB
95	Levontae Jacobs	DL
7	Nolan James	QB
94	Tyler Johnson	DL
63	Chris Jones	OL
50	Justin Joyner	LB
69	Malcolm Kennion	OL
13	Kevon King	RB
4	Otto Kuhns	QB
18	Ruben Lee II	QB
9	Jordin Lennon	RB
	Azarai Lewis	DB
34	Kameron Lewis	DB
19	Daylan Long	LB
90	Keshawn Lynch	DL
4	Terron Mallory	DB
54	Javontay Martin	LB

NUMERICAL ROSTER

NO.	NAME	POS.	HT.	WT.	CL.	HOMETOWN/PREVIOUS SCHOOL
0	Sage Beuchert-Irvine	DL	6-3	244	R-Jr.	Reston, Va. / South Lakes HS
1	Joseph White	DB	6-1	174	Gr.	Virginia Beach, Va. / Virginia
2	Tremayne Talbert	WR	5-8	183	R-Jr.	Richmond, Va. / Highland Springs HS
3	RJ Baker	WR	5-9	165	Fr.	Greensboro, N.C. / Dudley HS
4	Otto Kuhns	QB	6-3	194	Jr.	Carroll, Ohio / Eastern Illinois
4/13	Terron Mallory	DB	5-11	185	Jr.	New Haven, Conn. / Sacred Heart
5	Taron Biles-Walker	WR	5-7	145	So.	Columbus, Ohio / Whitehall-Yearling HS
6	Aaron Moore	WR	6-0	185	Sr.	Dumfries, Va. / Old Dominion
7	Andre Pegues	WR	6-3	205	Gr.	Raeford, N.C. / East Carolina
8	Ikeem Wright	TE	6-1	244	So.	Norfolk, Va. / Lake Taylor HS
9	Jordin Lennon	RB	5-10	211	So.	Yorktown, Va. / York HS
10	Izayah Whiteside	QB	6-2	164	R-Fr.	Columbia, S.C. / Irmo HS
10	Robert Rhem	NI	5-10	185	Gr.	Ocala, Fla. / Southern
11	Cameron Sapp	QB	6-2	215	R-Jr.	Jacksonville, Fla. / Florida A&M
12	Jaylen White	RB	5-10	185	R-So.	Hampton, Va. / Phoebus HS
13	Kevon King	RB	5-11	200	So.	Chesapeake, Va. / Oscar Smith HS
15	Jordan Griffin	TE	6-7	237	R-Jr.	Hyattsville, Md. / Bowie State
16	Christian Ruffin	DB	5-11	180	Jr.	Raleigh, N.C. / Southeast Raleigh HS
18	Ruben Lee II	QB	6-1	200	R-So.	Moss Point, Miss. / Hinds CC
19	Daylan Long	LB	5-11	190	R-So.	Cincinnati, Ohio / Miami (Ohio)
20	Jason Wonodi	WR	5-11	161	So.	Brockton, Mass. / Brockton HS
21	Devon Allen	DB	6-0	177	Jr.	Virginia Beach, Va. / Ocean Lakes HS
22	Ryan Thompson	DB	5-11	185	Fr.	Burns, N.C. / Burns HS
23	Richard Harleston	NI	5-10	195	R-Jr.	Virginia Beach, Va. / James Madison
24	Chris Butler	WR	5-11	200	R-Jr.	Glen Allen, Va. / Glen Allen HS
25	Collis Pride	WR	6-2	180	R-Jr.	Dinwiddie, Va. / Bluefield State
26	Kailib Felder	DB	5-10	175	R-So.	Baltimore, Md. / Franklin HS
27	Oladapo Salimonu	DB	5-10	180	R-Jr.	Norcross, Ga. / Dodge City CC
28	R.J. Coles	DB	5-10	193	Gr.	Richmond, Va. / Varina HS
29	Kamaree Wells	DB	6-2	195	Fr.	Richmond, Va. / Fort Union Military Academy
30	Jayden Smith	DB	6-1	178	Jr.	Woodbridge, Va. / Freedom HS
31	Christian Parham	DB	6-0	179	So.	Virginia Beach, Va. / Green Run HS
32	Lex Henry III	RB	5-8	189	Jr.	Virginia Beach, Va. / Salem HS
33	Darren Castor	DB	5-10	177	R-Fr.	Brockton, Mass. / Brockton HS
34	Kameron Lewis	DB	6-1	174	R-So.	Woodbridge, Va. / Forest Park HS
35	Jordin Cooper	WR	5-9	165	Fr.	Virginia Beach, Va. / Cox HS
36	Jamare Robinson	NI	6-1	190	Fr.	Kannapolis, N.C. / A.L. Brown HS
37	Kaleb Broadbent	NI	5-11	196	So.	Chesapeake, Va. / Western Branch HS
39	X'Zavion Evans	RB	5-10	215	Jr.	Chesapeake, Va. / Lackawanna College
40	Xavier Graham	LB	6-2	206	Fr.	Lancaster, S.C. / Lancaster HS
41	AJ Richardson	LB	6-1	235	Fr.	Kings Mountain, N.C. / Kings Mountain HS
43	Cameron Foreman	WR	6-2	183	Gr.	Mechanicsville, Va. / Fort Union Military Academy
43	Richard Martin Jr.	LB	6-0	205	Fr.	Newport News, Va. / Warwick HS
44	Mohamed Nyangamukenga	RB	6-2	240	Jr.	Brooklyn, N.Y. / Mt. San Antonio College
45	Taevion Clarke	DL	6-4	227	R-So.	Baltimore, Md. / Old Dominion
46	De'Shawn Fautleroy	RB	5-6	190	So.	Newport News, Va. / Warwick HS
46	Isaiah Stevens	DB	5-9	166	R-Fr.	Stafford, Va. / North Stafford HS
47	Zion Porter-Ervin	WR	5-9	170	R-So.	Phoebus, Va. / Phoebus HS
48	DJ James III	RB	5-8	170	R-Fr.	Virginia Beach, Va. / Ocean Lakes HS
48	Isaiah Henderson	DL	6-3	240	So.	Virginia Beach, Va. / East Tennessee
49	Michael Vinson	LB	6-2	240	So.	Baltimore, Md. / St. Francis Academy
50	Justin Joyner	LB	5-11	200	Fr.	Virginia Beach, Va. / Kempsville HS
51	Miguel Rijo	LB	6-1	225	Fr.	Virginia Beach, Va. / Fort Union Military Academy
52	Austin Pittman	OL	6-3	312	Fr.	Winston-Salem, N.C. / Mt. Tabor HS
52	Matthieu Watts	LB	6-4	212	R-So.	Hampton, Va. / Phoebus HS
54	Javontay Martin	LB	6-3	181	So.	Virginia Beach, Va. / Bayside HS
55	Baron Franks II	OL	6-5	264	R-Jr.	Greenville, S.C. / Greenville Senior HS
57	Stewart Harris	OL	6-2	290	Fr.	Pearland, Texas / Shadow Creek HS
58	Terique Miles	LB	6-3	237	R-So.	Norfolk, Va. / Palmetto Prep
59	Javoni Hales	LB	5-11	238	R-So.	Newport News, Va. / Menchville HS
60	Dyral McMillan	OL	6-2	284	R-So.	Charlotte, N.C. / Jireh Prep
61	Grandin Willcox	P/K	5-11	220	So.	Ocala, Fla. / Vanguard HS
62	Jaden Bryant	OL	6-4	389	R-Fr.	Norfolk, Va. / Norview HS
63	Chris Jones	OL	5-7	320	R-So.	Windsor, Va. / Windsor HS

SQUAD BREAKDOWN

True Freshman	29
Redshirt Freshmen	13
Sophomores	15
Redshirt Sophomores	25
Juniors	9
Redshirt Juniors	8
Redshirt Senior	1
Graduates	6

POSITION BREAKDOWN

Quarterbacks	5
Running Backs	8
Wide Receivers	17
Tight Ends	5
Offensive Lineman	17
Defensive Lineman	16
Nicklebacks	3
Linebackers	11
Defensive Backs	20
Kickers	3
Long Snappers	1

LETTERMAN RETURNING [53]

OFFENSE [27]

Jayden Bryant	OL
Vincent Byrd Jr.	OL
Chris Butler	WR
Juwuan Carbonell	OL
Michael Curry	TE
Clifton Davis	WR
De'Shawn Fautleroy	RB
Baron Franks II	OL
Evan Gregory	OL
Lex Henry	RB
D.J. James III	RB
Chris Jones	OL
Kevon King	RB
Otto Kuhns	QB
Jordin Lennon	RB
Dyral McMillan	OL
Tavian Morris	WR
Collis Pride	WR
Julian Soriano	OL
Isaiah Stephens	TE
Tremayne Talbert	WR
Michael Tamakloe	OL
Garrison Wheatley	OL
Jaylen White	RB
Izayah Whiteside	QB
Jason Wonodi	WR
Ikeem Wright	TE

DEFENSE [28]

Devon Allen	DB
Sage Beuchert-Irvine	DL
Kaleb Broadbent	DB
Darren Castor	DB
R.J. Coles	DB
Kailib Felder	DB
Cameron Foreman	DB
Javoni Hales	LB
Marquis Hall	LB
Jayden Hargett	DL
Ricky Harleston	DB
Jordyn Heath	DL
Levontae Jacobs	DL
Tyler Johnson	DL
Kameron Lewis	DB
Daylan Long	LB
Javontay Martin	LB
Terique Miles	LB
Christian Parham	DB
Javari Rice-Wilson	DL
Christian Ruffin	DB
Jayden Smith	DB
Jalen Swindell	DL
Isaiah Stevens	DB
Michael Vinson	LB
Matthieu Watts	DL
Joseph White	DB
Jaylen Williams	DL

SPECIALISTS [3]

Toby Willis	LS
-------------	----

Grandin Wilcox	K/P
Carson Wilt	K/P

STARTERS RETURNING [18] [min 4 Games]

OFFENSE [9]

Vincent Byrd Jr.	OL
Chris Butler	WR
Baron Franks II	OL
Otto Kuhns	QB
Jordin Lennon	RB
Dyral McMillan	OL
Collis Pride	WR
Tremayne Talbert	WR
Garrison Wheatley	OL

DEFENSE [6]

Sage Beuchert-Irvine	DL
R.J. Coles	DB
Marquis Hall	LB
Levontae Jacobs	DL
Jayden Smith	DB
Joseph White	DB

SPECIALISTS [3]

Toby Willis	LS
Grandin Wilcox	K/P
Carson Wilt	K/P

LETTERMAN LOST [52]

OFFENSE [26]

Jamarei Ashby-Phan	WR
Jaylan Adams	QB
Corie Addo	WR
Egan Atkins	OL
Jeremiah Boling-Farrar	OL
Frank Boyd III	OL
Tynique Breathwaite	OL
Colby Byrd	OL
Jay Carney III	QB
J.J. Davis	RB
Kyler Davis	QB
Bobby Dunn	WR
Da'Quan Felton	WR
Ademola Faleye	TE
Silas Fitzgerald	OL
Kevin Gayles	WR
Lukai Hatcher	WR
Andrew Nickens	OL
Zion Porter-Ervin	WR
Christopher Price	QB
Lamar Robinson	OL
Elijah Smith	WR
Teddy Watson	QB
Mark Williams	TE
Jeff Woods	OL

DEFENSE [25]

Stuart Anderson Jr.	DB
Imani Bey	DL
Anthony Blume	DB
Tayvion Chandler-Land	DB
Cameron Curry	DL
D.J. Djonkam	DL
Jonathan Hall	LB
Shamar Hill	DL
Owen Jackson	DB
Shawn Johnson	DL
Tyler Long	LB
Jeremiah Martin	DL
Ja'Len Morrison	DB
Jashaun Morrison	DB
Nyamusa Njoka	DB
Pierre Royster	DB
Brandon Savage	DB
Noah Spencer	DB
T.J. Stevenson	DL
Dorian Stitmon	DB
Justin Toler	DB
Marcus Triggs	LB
Amadeu Vital	DL
A.J. Williams	DB
Shavieaa Williams	DB

SPECIALISTS [1]

Marvin Dozier	LS
---------------	----

STARTERS LOST [19] [min 4 Games]

OFFENSE [6]

Colby Byrd	OL
J.J. Davis	RB
Da'Quan Felton	WR
Ademola Faleye	TE
Lukai Hatcher	WR
Lamar Robinson	OL

DEFENSE [13]

Stuart Anderson Jr.	DB
Anthony Blume	DL
Tayvion Chandler-Land	DB
Jonathan Hall	LB
Shamar Hill	DL
Tyler Long	LB
Ja'Len Morrison	DB
Nyamusa Njoka	DB
Pierre Royster	DB
Brandon Savage	DB
Noah Spencer	DB
T.J. Stevenson	DL
Justin Toler	DB

2023 SIGNEES/NEWCOMERS [53]

OFFENSE [28]

RJ Baker	ATH
Taron Biles-Walker	WR
Kaleb Brown*	WR
Taesean Burt	TE
Jayden Chappell	OL
Jordin Cooper	WR
Samuel Eskridge	OL
Jordan Griffin	TE
Stewart Harris	OL
Jayden Homuth*	WR
Nolan James	QB
Tiwan Johnson^	OL
Malcolm Kennion	OL
Ruben Lee II^	QB
Elyjah Mitchell	WR
Aaron Moore*	WR
Mohamed Nyangamukenga^	RB
Ola Olasimbo	OL
Andre Pegues*	WR
Gregory Perkins*	TE
Austin Pittman	OL
Joshua Rembert	WR
Cameron Sapp*	QB
I'Mire Talley	WR
Issac Tavo	OL
Zion Thomas-Fugate	WR
Mark Wagner II*	QB
Jahrell Walton	WR

DEFENSE [24]

Taevison Clarke*	DL
Isaiah Coley	DL
Davion Corpening	DB
Aaron Evans	DB
Grant Gaffney	DL
Xavier Graham	LB
Isaiah Henderson*	DL
Justin Joyner	LB
Azarai Lewis	DB
Keshawn Lynch*	DL
Terron Mallory*	DB
Richard Martin Jr.	LB
Dantey Menard	DL
Erik Queen Jr.	DB
Kamari Reynolds	LB
Robert Rhem III*	NI
AJ Richardson	LB
Miguel Rijo^	LB
Jamare Robinson	LB
Mohammad Saleh	DL
Oladap Salimonu^	DB
Brent Stratton	DB
Ryan Thompson	DB
Kamaree Wells	DB

SPECIALISTS [1]

Noah Tracey	P/K
-------------	-----

* Division I Transfer

^ Community College/Junior College Transfer

▼ NORFOLK STATE DEFENSIVE DEPTH CHART

DE	0	Sage Beuchart-Irvine	6-3	244	R-Jr.	Reston, Va. / South Lakes HS
	48	Isaiah Henderson	6-3	240	So.	Virginia Beach, Va. / East Tennessee
DT	99	Javari Rice-Wilson	5-11	251	R-So.	Kings Mountain, N.C. / Fordham
	98	Jalen Swindell	6-2	308	R-Fr.	Charlotte, N.C. / Wake Forest
NT	78	Grant Gaffney	6-1	270	Fr.	Virginia Beach, Va. / Salem HS
	95	Levontae Jacobs	6-3	285	Jr.	Salisbury, N.C. / West Rowan HS
DE	90	Keyshawn Lynch	6-3	245	R-So	Newport News, Va. / Old Dominion
	45	Taevion Clarke	6-3	227	R-So.	Baltimore, Md. / Old Dominion
Mike	41	AJ Richardson	6-1	235	Fr.	Kings Mountain, N.C. / Kings Mountain HS
	59	Javoni Hales	5-11	238	R-So.	Newport News, Va. / Menchville HS
Wing	19	Daylan Long	5-11	190	R-So.	Cincinnati, Ohio / Miami (Ohio)
	58	Terique Miles	6-3	237	R-So.	Norfolk, Va. / Palmetto Prep
S	23	Ricky Harleston	5-10	195	R-Jr.	Virginia Beach, Va. / James Madison
	10	Robert Rhem	5-10	185	Gr.	Ocala, Fla. / Southern
CB	4/13	Terron Mallory	5-11	185	Jr.	New Haven, Conn. / Sacred Heart
	27	Ola Salimonu	5-10	180	R-Jr.	Norcross, Ga. / Dodge City CC
R	28	R.J. Coles	5-10	193	Gr.	Richmond, Va. / Varina HS
	34	Kameron Lewis	6-1	174	R-So.	Woodbridge, Va. / Forest Park HS
FS	1	Joseph White	6-1	174	Gr.	Virginia Beach, Va. / Virginia
	29	Kamaree Wells	6-2	195	Fr.	Richmond, Va. / Fort Union Military Academy
CB	21	Devon Allen	6-0	170	Jr.	Virginia Beach, Va. / Ocean Lakes HS
	26	Kailib Felder	5-10	180	R-Jr.	Baltimore, Md. / Franklin HS

▼ NORFOLK STATE OFFENSIVE DEPTH CHART

LT	66	Vincent Byrd Jr.	6-3	306	So.	Stafford, Va. / Colonial Forge HS
	68	Julian Soriano	6-6	283	R-So.	Suffolk, Va. / Emory & Henry
LG	75	Evan Gregory	6-4	308	Gr.	Brandywine, Md. / Maryland
	69	Malcolm Kennion	6-3	310	Fr.	Greensboro, N.C. / Dudley HS
C	67	Garrison Wheatley	6-4	340	Jr.	Coppell, Texas / Hocking College
	52	Austin Pittman	6-3	312	Fr.	Winston-Salem, N.C. / Mt. Tabor HS
RG	60	Dyral McMillan	6-2	284	R-So.	Charlotte, N.C. / Jireh Prep
	62	Jaden Bryant	6-4	389	Fr.	Norfolk, Va. / Norview HS
RT	55	Baron Franks	6-5	264	R-Jr.	Greenville, S.C. / Greenville Senior HS
	73	Samuel Eskridge	6-3	295	Fr.	Kings Mountain, N.C. / Kings Mountain HS
WR-Z	7	Andre Pegues	6-3	205	Gr.	Raeford, N.C. / East Carolina
	81	Elyjah Mitchell	6-2	185	Fr.	Capital Heights, Md. / Fort Union Military Academy
TE	8	Ikeem Wright	6-1	244	So.	Norfolk, Va. / Lake Taylor HS
	15	Jordan Griffin	6-7	237	R-Jr.	Hyattsville, Md. / Bowie State
QB	4	Otto Kuhns	6-4	194	Jr.	Carroll, Ohio / Eastern Illinois
	11	Cameron Sapp	6-2	215	R-Jr.	Jacksonville, Fla. / Florida A&M
WR-X	6	Aaron Moore	6-0	185	Sr.	Dumfries, Va. / Old Dominion
	84	Tavian Morris	6-0	180	R-So.	Prince George, Va. / Prince George HS
H	2	Tremayne Talbert	5-8	183	R-Jr.	Richmond, Va. / Highland Springs HS
	24	Chris Butler	5-11	200	R-Jr.	Glen Allen, Va. / Glen Allen HS
RB	32	Lex Henry	5-8	189	Jr.	Virginia Beach, Va. / Salem HS
	13	Kevon King	5-11	200	So.	Chesapeake, Va. / Oscar Smith HS

▼ NORFOLK STATE SPECIAL TEAMS DEPTH CHART

LS	88	Toby Willis	6-3	211	So.	Lancaster, S.C. / Lancaster HS
	0	Sage Beuchert-Irvine	6-3	244	R-Jr.	Reston, Va. / South Lakes HS
KO	61	Grandin Wilcox	5-11	220	So.	Ocala, Fla. / Vanguard HS
	91	Carson Wilt	5-8	186	R-So.	Lake Worth, Fla. / Southern
PK	61	Grandin Wilcox	5-11	220	So.	Ocala, Fla. / Vanguard HS
	91	Carson Wilt	5-8	186	R-So.	Lake Worth, Fla. / Southern
P	89	Noah Tracey	6-1	175	Fr.	Springwood, Australia / ProKick
	61	Grandin Wilcox	5-11	220	So.	Ocala, Fla. / Vanguard HS
H	20	Jason Wonodi	5-11	161	So.	Brockton, Mass. / Brockton HS
	89	Noah Tracey	6-1	175	Fr.	Springwood, Australia / ProKick
PR	2	Tremayne Talbert	5-8	183	R-Jr.	Richmond, Va. / Highland Springs HS
	12	Jaylen White	5-10	185	R-So.	Hampton, Va. / Phoebus HS
KR	12	Jaylen White	5-10	185	R-So.	Hampton, Va. / Phoebus HS
	13	Kevon King	5-11	200	So.	Chesapeake, Va. / Oscar Smith HS



first nationally in blocked punts, second in third-down conversions, fifth in sacks and eighth in scoring offense. Southern finished the year ranked 20th in the FCS Top 25 Coaches Poll. Defensive end Jordan Lewis brought distinction to the Jaguars by winning the Buck Buchanan Award, given annually to the top defensive player in the Division I FCS. Lewis, who led the country in sacks and tackles for loss, also won SWAC Defensive Player of the Year honors.

Southern posted top-20 total offenses in 2015 and 2016 and a No. 13 mark in rushing offense en route to a SWAC West title in 2019. Odums' squads ranked in the top 10 in the FCS in punt return average four times, including leading the country in 2017, and also ranked top-10 in kickoff return average twice.

The 2013 season was a special one for Odums. His first full year as head coach at Southern culminated in a double-overtime SWAC championship game victory over Jackson State. The win made Odums just the second coach in Southern history to win a SWAC divisional title, outright SWAC championship and SWAC Coach of the Year honors in his first year as head coach.

The Jaguars went 9-4 that year, one of four seasons in which they won at least eight games on Odums' watch. They also won nine games and captured the divisional title the following year, 2014.

Seven players coached by Odums have signed with teams in the NFL or CFL. That list includes SWAC all-time leading rusher Lenard Tillery and Southern's all-time leader in receiving yards and return touchdowns, Willie Quinn. That list includes two-time All-MEAC defensive end De'Shaan Dixon, who signed as an undrafted free agent with the NFL's Jacksonville Jaguars last year after finishing his career as a Spartan.

Jaguar student-athletes have also performed well in the classroom. Fifty-seven Southern players earned Dean's List honors during the fall 2020 semester. Under Odums' guidance, Southern's APR score has steadily risen, reaching a multi-year rate of 952 in the last NCAA report of his tenure there.

Odums' other coaching stints include a pair of stops in the MEAC. He spent three seasons at North Carolina A&T

(2008-10), serving first as defensive line coach and special teams coordinator and then as defensive coordinator. The Aggies' special teams units thrived under his leadership, returning four kicks for touchdowns and blocking three kicks in 2010. That came on the heels of a 2009 season in which the Aggies blocked five kicks.

In 2010, Brandon Jackson became the first Aggie in five seasons to record more than 100 tackles in a season, finishing with 106. D'Vonte Graham led the MEAC in interceptions with seven. The year prior saw Jarrell Herring earn first-team All-MEAC honors at defensive end.

Odums' first stint in the MEAC came as defensive line coach at Bethune-Cookman from 2005-07. Over Odums' three-year span there, the Wildcats run defense was among the stingiest in the MEAC. In 2007, the Wildcats defense ranked third in the conference in rush defense and third in total defense. Odums also worked with the Wildcats special teams units and scouted opposing teams' special teams personnel.

Prior to arriving at Bethune-Cookman, Odums spent three seasons at Division II Clark Atlanta. He served as assistant head coach and defensive coordinator from 2002-03, then as interim head coach in 2004.

Odums' other stints at the Division I level include two years at Georgia Southern and one at Gardner-Webb. In his first year at GSU in 2000, Odums coached the linebackers while helping the Eagles win the Division I-AA (now FCS) national championship. He then mentored the defensive ends in his second year.

Odums played linebacker and quarterback at Crest High School in Boiling Springs, North Carolina, before competing collegiately at North Carolina Central. A defensive lineman at NCCU, Odums was a team captain and All-CIAA selection as a senior. He earned his bachelor's degree in physical education in 1997.

A member of the American Football Coaches Association, Odums participated in the NCAA Coaches Academy in Indianapolis in 2010.

Odums and his wife, Audrey, have two daughters, Jasmine and Jaiden.

▼ DAWSON ODUMS NORFOLK STATE TRENDS

Overall	9-15
Home	3-7
Away	6-8
Neutral	0-0
MEAC	4-6
Non-Conference	5-9
Current overall streak	Won 1
Current home streak	Lost 7
Current conference streak	Won 1
Current road streak	Won 1
Current neutral site streak	---
Last win	9/9/23 at Hampton (31-23)
Last loss	9/2/23 vs. Virginia State (33-24)
Day game (before 6 p.m.)	7-14
Night game (after 6 p.m.)	2-1
Won Coin Toss	3-10
Last Coin Toss	6-5
ABC	0-0
ESPN	0-0
ESPN2	0-0
ESPN3	0-3
ESPN+	6-10
CBS Sports Network	0-0
NFL Network	0-0
HBCU GO	0-0
HBCU League Pass+	0-0
FloSports Football	2-0
NEC Front Row	1-1
ACC Network Extra	0-1
August	0-0
September	3-3
October	4-0
November	0-3
December	0-0
vs. FCS Top-25 teams	0-0
vs. FCS non-ranked teams	7-10
vs. FBS	0-4
vs. Division II	1-1
On artificial turf	8-14
On natural grass	1-1
Scoring first	6-6
Opponent scores first	3-8
Leading after first quarter	5-5
Trailing after first quarter	3-7
Tied after first quarter	1-3
Leading at halftime	6-2
Trailing at halftime	2-12
Tied at halftime	1-1
Leading after third quarter	8-3
Trailing after third quarter	1-12
Tied after third quarter	0-0
Overtime	1-1
Double Overtime	0-1
Scoring 0-14 points	0-7
Scoring 15-27 points	1-7
Scoring 28-39 points	3-1
Scoring 40+ points	5-0
Allowing 0-14 points	1-0
Allowing 15-27 points	4-2
Allowing 28-39 points	2-6
Allowing 40+ points	1-8
With 100-yard rusher	2-3
Allow 100-yard rusher	2-7
With 300-yard passer	2-0
Allow 300-yard passer	2-1
Outgain opponent	7-1
Total offense 300-399 yards	2-8
Allow 300-399 yards total offense	4-7
Total offense 400+ yards	7-1
Allow 400+ yards total offense	3-9
No turnovers	2-2
Less than three turnovers	5-10
Three or more turnovers	2-2
No takeaways	1-4
Three or more takeaways	2-0
Commit fewer turnovers	4-2
Equal turnovers	0-5
Commit more turnovers	5-7
Control time of possession	8-6
Opponent controls time of possession	1-9
Games decided by 1-8 points	3-2
Games decided by 9-16 points	3-3
Games decided by 17-24 points	0-3
Games decided by 25+ points	2-7

▼ THE LAST TIME NORFOLK STATE AS A TEAM ...

All Games

Scored 40 or more points	45 at Howard [10/23/2021]
Scored 50 or more points	58 at Savannah State [9/24/2005]
Scored 60 or more points	61 vs. Bethune-Cookman [9/24/2005]
Scored 70 or more points	79 vs. Kittrell [1939]
Scored 80 or more points	86 vs. Friendship [1959]
Returned a punt return for a touchdown	at North Carolina A&T [11/3/2018]
Returned a kickoff for a touchdown	at James Madison [9/16/2017]
Returned an interception for a touchdown	84 yards at Delaware State [11/16/2019]
Returned a fumble for a touchdown	0 yards at Howard [10/23/2021]
Returned a blocked punt for a touchdown	2 yards at Delaware State [11/13/2021]
Scored on offensive 2-point conversion	at Bethune-Cookman [10/19/2019]
Scored on defensive 2-point conversion	at Morgan State [11/18/2017]
Failed offensive 2-point conversion attempt	vs. St. Francis (PA) [9/24/2022]
Scored on a safety	vs. Hampton [10/17/2009]
Blocked a punt	vs. South Carolina State [11/20/2021]
Blocked a field goal	vs. Morgan State [10/29/2016]
Blocked an extra point	vs. North Carolina Central [11/12/2022]
Blocked a punt for touchdown	at Howard [10/23/2021]
Allowed an extra point blocked	at Delaware State [11/16/2019]
Allowed a punt blocked	vs. South Carolina State [11/20/2021]
Allowed a punt blocked for touchdown	at Toledo [9/4/2021]
Allowed two punt blocks for touchdowns	at Toledo [9/4/2021]
Allowed a field goal blocked	vs. South Carolina State [11/20/2021]
Allowed an extra point blocked	at Delaware State [11/13/2021]
Allowed 40 or more points	48 vs. North Carolina Central [11/12/2022]
Allowed 50 or more points	55 at Marshall [9/3/2022]
Allowed 60 or more points	63 at James Madison [9/10/2022]
Allowed a two-point conversion	at North Carolina Central [11/6/2021]
Allowed a safety	vs. Hampton [10/14/2017]
Allowed a punt return for a touchdown	vs. James Madison [9/8/2018]
Allowed a kickoff return for a touchdown	at North Carolina A&T [11/3/2018]
Allowed two kickoff returns for touchdowns	vs. Delaware State [9/29/2018]
Allowed interception return for touchdown	at North Carolina A&T [11/5/2022]
Allowed fumble return for touchdown	vs. St. Francis (PA) [9/24/2022]
Was held to 10 or fewer points	7 vs. Hampton [9/17/2022]
Was held to 7 or fewer points	7 vs. Hampton [9/17/2022]
Was shut out	0 vs. James Madison [9/8/2018]
Was shut out by MEAC opponent	0 at North Carolina A&T [10/6/2016]
Was shut out in a half	First half vs. Delaware State [10/15/2022]
Was shut out in back-to-back games	vs. Virginia State; vs. Grambling State [1971]
Held an opponent to 10 or fewer points	7 at South Carolina State [9/22/2018]
Held an opponent to 7 or fewer points	7 at South Carolina State [9/22/2018]
Shut out an opponent	(48-0) vs. Morgan State [11/2/2019]
Held opponent scoreless at home	(48-0) vs. Morgan State [11/2/2019]
Shut out a conference opponent	(48-0) vs. Morgan State [11/2/2019]
Shut out a conference opponent at home	(48-0) vs. Morgan State [11/2/2019]
Shut out by an opponent	0 at Florida A&M [10/6/2018]
Shut out by an opponent at home	(17-0) vs. Liberty [9/6/2014]
	(17-0) vs. James Madison [9/8/2018]
Shut out an opponent in a half	First half at Delaware State [11/13/2021]
Shut out by a conference opponent	(17-0) at Florida A&M [10/6/2018]
Shut out by a conference opponent at home	(52-0) vs. Hampton [10/18/2003]
Shut out by a conference opponent on the road	(17-0) at Florida A&M [10/6/2018]
Back-to-back shut outs	vs. Elizabeth City State; at Bowie State [1984]
Overtime game	at North Carolina Central, loss, 38-36, 2OT [11/6/2021]
Come-from-behind win (trailing the 4th Q)	at South Carolina State, [35-28], won 42-38 [11/19/2022]

Total Offense

Had 400 yards or more total offense	483 at North Carolina Central [11/6/2021]
Had 500 yards or more total offense	544 vs. Morgan State [10/30/2021]
Had 600 yards or more total offense	675 vs. Elizabeth City State [9/18/2021]
Consecutive games with 500-plus yards of offense	536 at Howard;
	544 vs. Morgan State [2021]
Was held to 300 or fewer yards total offense	268 at North Carolina A&T [11/5/2022]
Was held to 200 or fewer yards total offense	114 at Marshall [9/3/2022]
Was held to 100 or fewer yards total offense	29 vs. James Madison [9/8/2018]
Opponent held to under 200 total yards	184 vs. Virginia-Lynchburg [10/16/2021]
Opponent had 400 yards or more total offense	435 at Hampton [9/9/2023]
Opponent had 500 yards or more total offense	548 vs. North Carolina Central [11/12/2022]
Opponent had 600 yards or more total offense	612 at Marshall [9/3/2022]

Rushing Yards

Had a 100-yard rusher	114 vs. Howard [10/29/2022]
Had a 200-yard rusher	217 at North Carolina Central [11/6/2021]
Had a 300-yard rusher	318 vs. Livingstone [11/12/1983]
Had 3 100-yard rushers in same game	vs. Savannah State [11/3/2012]
Had 3 100-yard rushers in same game	vs. Bethune-Cookman [9/24/2005]
Had 200 or more rushing yards	212 at Sacred Heart [10/1/2022]
Had 300 or more rushing yards	328 at North Carolina Central [11/6/2021]
Had 400 or more rushing yards	471 vs. Bethune-Cookman [9/24/2005]
Was held to 100 or fewer rushing yards	93 vs. Delaware State [10/15/2022]
Was held to 50 or fewer rushing yards	9 at James Madison [9/10/2022]

2023 NORFOLK STATE FOOTBALL GAME NOTES

Opponent held to under 50 rushing yards	42 vs. Virginia-Lynchburg [10/16/2021]
Opponent held to under 100 rushing yards	92 vs. Hampton [9/17/2022]
Opponent had 250 or more rushing yards	274 vs. Howard [10/29/2022]
Opponent had 300 or more rushing yards	316 vs. Virginia State [9/2/2023]
Had 3 or more rushing touchdowns	3 vs. North Carolina Central [11/12/2022]
Had 4 or more rushing touchdowns	4 at Howard [10/23/2021]
Had 5 or more rushing touchdowns	5 at North Carolina Central [11/6/2021]
Had 6 or more rushing touchdowns	6 vs. Bethune-Cookman [9/24/2005]
Had 60 or more rushes	80 vs. Bethune-Cookman [9/24/2005]
Had 50 or more rushes	57 at North Carolina Central [11/6/2021]
Was held without a rushing touchdown	vs. Delaware State [10/15/2022]
Was held without a rushing touchdown in consec. games	at James Madison [9/10/2022]
	and vs. Hampton [9/17/2022]
Did not allow a rushing touchdown	0 vs. Virginia-Lynchburg [10/16/2021]
Did not allow a rushing touchdown in consec. games	at South Carolina State
	and vs. Delaware State [2018]

Passing Yards

Had 250 or more passing yards	294 at Hampton [10/2/2021]
Had 300 or more passing yards	368 vs. Morgan State [10/30/2021]
Had 400 or more passing yards	476 vs. Morgan State [11/17/2018]
Had 500 or more passing yards	516 vs. Winston-Salem State [10/8/1994]
Was held to 150 or fewer passing yards	118 at Sacred Heart [10/1/2022]
Was held to 100 or fewer passing yards	90 vs. North Carolina Central [11/12/2022]
Was held to 50 or fewer passing yards	48 at James Madison [9/16/2017]
Had 3 or more passing touchdowns	3 vs. Morgan State [10/30/2021]
Had 4 or more passing touchdowns	4 at Howard [10/12/2019]
Had 5 or more passing touchdowns	5 vs. at South Carolina State [11/19/2022]
Had 6 or more passing touchdowns	7 vs. Winston-Salem State [10/8/1994]
Was held without a passing touchdown	at Marshall [9/3/2022]
Was held without a passing touchdown in consec. games	at Savannah State
	and vs. North Carolina Central [2018]
Did not allow a passing touchdown in consec. game	at Delaware State
	and vs. South Carolina State [2019]
Opponent held to under 50 yards passing	16 vs. Savannah State [11/7/2015]
Allowed 100 or fewer passing yards	54 at Delaware State [11/16/2019]
Allowed 200 or fewer passing yards	171 vs. Virginia State [9/2/2023]
Allowed 150 or fewer passing yards	126 at Morgan State [10/8/2022]
Did not allow a passing touchdown	0 vs. Virginia-Lynchburg [10/16/2021]
Allowed 3 or more passing touchdowns	3 at South Carolina State [11/19/2022]
Allowed 4 or more passing touchdowns	4 vs. North Carolina Central [11/12/2022]
Allowed 5 or more passing touchdowns	5 at West Virginia [9/10/2011]

Receiving Yards

Had 100-yard receiver	141 vs. James Madison [9/10/2022]
Had 200-yard receiver	213 vs. Bethune-Cookman [9/26/2009]
Had two 100-yard receivers	133 & 109 at Howard [10/12/2019]
Had a player catch 2 touchdowns - same game	2 vs. Elizabeth City State [9/18/2021]
Had a player catch 3 touchdowns - same game	3 at Bethune-Cookman [9/24/2015]
Had eight-plus players catch passes	9 vs. Delaware State [10/15/2022]

First Downs

Had 25 or more first downs	(17-0) at Florida A&M [10/6/2018]
Had 30 or more first downs	38 vs. Elizabeth City State [9/18/2021]
Had 35 or more first downs	38 vs. Elizabeth City State [9/18/2021]
Had 15 or fewer first downs	15 at North Carolina Central [11/12/2022]
Had 10 or fewer first downs	9 vs. Howard [10/29/2022]
Had 5 or fewer first downs	5 at Marshall [9/3/2022]
Allowed 20 or more first downs	22 vs. Virginia State [9/2/2023]
Allowed 25 or more first downs	25 vs. North Carolina Central [11/12/2022]
Allowed 30 or more first downs	33 at Marshall [9/3/2022]
Allowed 15 or fewer first downs	14 vs. Hampton [9/17/2022]
Allowed 10 or fewer first downs	10 vs. Virginia-Lynchburg [10/16/2021]

Total Defense

Did not commit a turnover	0 vs. Howard [10/29/2022]
Committed four-plus turnovers	4 at North Carolina A&T [11/5/2022]
Scored 2 defensive touchdowns in same game	vs. Delaware State [9/29/2018]
Intercepted three passes	3 at Hampton [10/2/2021]
Intercepted four-plus passes	5 vs. Morgan State [11/2/2019]
Recovered three-plus fumbles	4 vs. Virginia State [9/7/2019]
Forced five turnovers	5 interceptions vs. Morgan State [11/2/2019]

Miscellaneous

Had 100 penalty yards	100 vs. Morgan State [11/2/2019]
Had 10 or more penalties	10 vs. St. Francis [9/24/2022]
Had 3 or fewer penalties	3 at North Carolina A&T [11/5/2022]
Scored 21+ points in a quarter	28 (first quarter) vs. Virginia-Lynchburg [10/16/2021]
Scored 28+ points in a half	31 (second half) at Howard [10/23/2021]
Played in an overtime game	at North Carolina Central [11/6/2021]
Played a two-overtime game	at North Carolina Central [11/6/2021]
Played in a four-overtime game	vs. Bethune-Cookman [9/24/2005]
Had 35:00 or more time of possession	36:45 at North Carolina Central [11/6/2021]
Had 25:00 or less of time of possession	22:34 vs. Howard [10/29/2022]

GAME ONE

VIRGINIA STATE	7	13	0	13	-	33
NORFOLK STATE	17	0	7	0	-	24

Sept. 2 | Dick Price Stadium | Norfolk, Virginia | 2:00 p.m. | Att. 21,640



TEAM STATISTICS

	VSU	NSU
FIRST DOWNS		
Total	22	17
Rushing	14	7
Passing	7	6
Penalty	1	4
RUSHING		
Total (Net)	316	138
Attempts	46	39
Avg. Per Rush	6.9	3.5
Rushing TDs	3	1
Yds. Gained	349	170
Yds. Lost	33	32
PASSING		
Total (Net)	171	166
Comp.-Att.-Int.	16-23-0	10-28-1
Avg. / Att.	7.4	5.9
Avg. / Comp.	10.7	16.6
TDs	1	2
TOTAL OFFENSE		
Yards	487	304
Plays	69	67
Avg. / Play	7.1	4.5
Fumbles - Lost	4-2	1-1
Penalties - Yds.	11-75	9-58
PUNTING		
Punts - Yds.	4-146	5-177
Avg. / Punt	36.5	35.4
Inside 20	0	1
50+ Yds.	0	0
Touchbacks	1	0
Fair Catch	0	1
KICKOFFS		
Total - Yds.	5-271	5-299
Avg. Yds. / Kickoff	54.2	59.8
Touchbacks	0	0
RETURNS		
Punt: Total - Yds. - TDs	0-0-0	1-2-0
Punt: Avg. / Return	0	2.0
Kickoff: Total - Yds. - TDs	4-39-0	4-117-0
Kickoff: Avg. / Return	9.8	29.3
INT: Total - Yds. - TDs	1-27-0	0-0-0
Fumble: Total - Yds. - TDs	1-77-1	0-0-0
MISCELLANEOUS		
Misc. Yards	0	0
Poss. Time	29:09	26:41
3rd. Down Conv.	5 of 13	5 of 16
4th. Down Conversions	1 of 3	1 of 2
Red-Zone: Scores - Chances	2-3	4-7
Sacks: Total - Yds.	1-4	2-16
PAT: Total - Made	3-3	3-3
2PT Conversion: Total - Made	0-1	0-0
Field Goals: Total - Made	0-0	1-2

Game Notes

- Saturday's game was the first time these two teams met since 2019
- With the win, Virginia State extended the series lead to 31-22-2 all time
- The NSU loss halted the Spartans' win streak in the series at two games
- Attendance for the Labor Day Classic was announced at 21,640
- Norfolk State suffered its first loss to VSU since 2017

OPPORTUNITIES FALL SHORT IN NSU'S HOME OPENER

NORFOLK, Va. | The Norfolk State University football team had two opportunities in the final minutes to upend Virginia State in the annual Labor Day Classic on Saturday afternoon. However, both opportunities fell just short as the Trojans escaped with a 33-24 victory at William "Dick" Price Stadium.

"I want to apologize to our fans," Norfolk State head coach Dawson Odums said. "We have to do a better job in preparing our team. You make the biggest adjustments from Week 1 to Week 2 and we have to be ready to go because we have another game next week."

Norfolk State (0-1) started out of the gate quickly, taking advantage of a Virginia State turnover.

A fumble by Zyshawn White-Muhamed gave NSU the ball at the Trojans 36. Six plays later, Lex Henry busted through the middle for the 4-yard touchdown score as the Spartans grabbed a quick 7-0 lead with 12:11 remaining in the opening quarter.

However, the lead was short lived as Upton Bailey went 80 yards for the score, tying the game at 7 with 11:34 left.

On NSU's next drive, the Spartans moved the ball to the VSU 18, but Grandin Willcox's 35-yard field goal attempt was wide left, keeping the score tied at 7.

After a VSU punt, Norfolk State went 45 yards in 10 plays, capped by a 26-yard field goal by Willcox as the Spartans grabbed the 10-7 lead with 4:09 remaining in the first period.

On the ensuing kick, Kymani Clarke fumbled the ball and was recovered by AJ Richardson at the VSU 13.

Norfolk State cashed the turnover into seven points as Otto Kuhns connected with Henry for 13 yards as the Spartans pushed the lead to 17-7 with 2:37 left.

Virginia State (1-0) trimmed the margin to 17-13 after Clarke scored a 16-yard touchdown run, capping an 8-play, 90-yard drive with 14:09 remaining in the first half.

After a NSU punt, the Trojans grabbed their first lead of the day (20-17) with just over 10 minutes to play when Malik Hunter caught a 16-yard touchdown pass from Steve Williams.

Norfolk State took the opening kickoff of the second half and went 57 yards in 13 plays with Andre Pegues hauling in a 17-yard touchdown pass from Kuhns, putting the Spartans back on top, 24-20 with 8:45 left in the third.

The scored remained 24-20 until early in the fourth when Williams scored on a 2-yard touchdown run, capping an 11-play, 66-yard drive with 13:21 left.

The Trojans tried to run out the clock, but were forced to punt the football as NSU set up shop of its own 39 with 2:49 remaining.

Norfolk State pushed the ball into the Red Zone and on fourth-and-1 from the VSU 4, Kuhns was stopped, turning the ball over to Virginia State with just 59 seconds left.

The Spartans burned their final two timeouts and with six seconds remaining, VSU called a timeout. Instead of punting the football, the Trojans elected to try to run out of the clock as Bailey was stopped short of the first down marker with 1 second left, turning the ball back over to the Spartans with an opportunity to potentially tie the game.

But just when it appeared the game was headed to overtime, the snap of the field goal attempt was high as Dante Clark picked up the loose ball and sprinted 77 yards into the end zone as time expired.

SCORING SUMMARY

Team	Qrt/Time	Scoring Play	Conversion	Plays-Yds.-TOP	Score
NSU	1st/12:11	Henry 3 yd run	Willcox kick	5-36-2:39	0-7
VSU	1st/11:34	Bailey 80 yd run	Miller kick	2-85-00:33	7-7
NSU	1st/04:09	Willcox 26 yd held goal	---	9-7-03:08	7-10
NSU	1st/02:37	Henry 13 yd pass from Kuhns	Willcox kick	3-13-01:25	7-17
VSU	2nd/14:09	Clarke 16 yd run	run failed	7-90-03:28	13-17
VSU	2nd/10:02	Hunter 16 yd pass from Williams	Ward kick	6-48-00:00	20-17
NSU	3rd/08:45	Pegues 17 yd pass from Kuhns	Willcox kick	12-57-06:05	20-24
VSU	4th/13:21	Williams 2 yd run	Ward kick	11-66-04:19	27-24
VSU	4th/00:00	Clark 77 yd fumble recovery	---	---	33-24

STATISTICAL LEADERS

Norfolk State

Rushing	Att.	Yds.	Lg.	Avg.
Henry	20	71	10	3.6
Wonodi	1	30	30	30.0
Kuhns	8	28	13	3.5
King	7	27	7	3.9
Lennon	1	1	1	1.0
Biles-Walker	1	-2	0	-2.0
Wilt	1	-17	0	-17.0

Passing	C-A-I	Yds.	TD	Lg.	Sack
Kuhns	10-27-1	166	2	42	1
Moore	0-1-0	0	0	0	0

Receiving	Att.	Yds.	TD	Lg.
Pegues	3	83	1	36
Moore	4	63	0	42
Henry	2	11	1	13
Morris	1	9	0	9
Talbert	0	0	0	0
Biles-Walker	0	0	0	0
White	0	0	0	0
Homuth	0	0	0	0

Virginia State

Rushing	Att.	Yds.	Lg.	Avg.
Bailey	18	184	80	10.2
Clarke	12	89	16	7.4
White-Muhamed	1	24	24	24.0
Williams	12	21	19	1.8
Ray	2	4	5	2.0
Davis	1	-6	0	-6.0

Passing	C-A-I	Yds.	TD	Lg.	Sack
Williams	13-19-0	133	1	35	1
Davis	3-4-0	38	0	23	1

Receiving	Att.	Yds.	TD	Lg.
Ray	3	49	0	35
Hunter	4	35	1	16
White-Muhamed	1	23	0	23
Porter	2	15	0	10
Jackson	2	11	0	11
Clarke	1	6	0	6
Bailey	2	4	0	4
Dean	1	4	0	4



2023-24 Norfolk St. Football
Combined Team Statistics
All games

Team Results

Date	Opponent		Score	Att.
09/02/2023	Virginia St.	L	24-33	21640
09/09/2023	at Hampton	W	31-23	10021

Game Records

Record	Overall	Home	Away	Neutral
ALL GAMES	1-1	0-1	1-0	0-0
CONFERENCE	0-0	0-0	0-0	0-0
NON-CONFERENCE	1-1	0-1	1-0	0-0

Rushing

Player	gp	att	gain	loss	net	avg	td	lg	avg/g
Lex Henry	2	29	100	12	88	3.0	1	10	44.0
Xzavion Evans	1	10	82	0	82	8.2	0	31	82.0
Mohamed Nyanamukenga	2	14	45	0	45	3.2	1	8	22.5
Otto Kuhns	2	12	49	6	43	3.6	0	13	21.5
Jason Wonodi	2	1	30	0	30	30.0	0	30	15.0
Kevon King	1	7	27	0	27	3.9	0	7	27.0
Jordin Lennon	1	1	1	0	1	1.0	0	1	1.0
Taron Biles-Walker	1	1	0	2	-2	-2.0	0	0	-2.0
Carson Wilt	1	1	0	17	-17	-17.0	0	0	-17.0
Team	2	4	0	18	-18	-4.5	0	0	-9.0
Total	2	80	334	55	279	3.5	2	31	139.5
Opponents	2	76	585	45	540	7.1	4	80	270.0

Team Statistics

	NORF	OPP
First Downs	29	41
Rushing	13	23
Passing	12	16
Penalty	4	2
Rushing Yardage	279	540
Rushing attempts	80	76
Average per rush	3.5	7.1
Average per game	139.5	270.0
TDs Rushing	2	4
Passing Yardage	365	382
Comp-Att-Int	25-48-2	30-49-2
Average per pass	7.6	7.8
Average per catch	14.6	12.7
Average per game	182.5	191.0
TDs Passing	5	3
Total offense	644	922
Average per play	5.0	7.4
Average per game	322.0	461.0
Kick returns: #-Yards	7-186	6-72
Punt returns: #-Yards	1-2	0-0
Int returns: #-Yards	2-14	2-27
Fumbles-Lost	2-2	6-4
Penalties-Yards	16-123	16-112
Punts-Avg	10-39.0	10-33.1
Time of possession / game	31:31	28:29
3rd-down conversion	10/31	7/22
4rd-down conversion	1/4	1/3
PAT-attempts	(7-7) 100%	(5-6) 83%
2-point conversion-attempts	(0-0) 0%	(0-1) 0%

Passing

Player	gp	effic	comp-att-int	pct	yds	td	lg	avg/g
Otto Kuhns	2	145.0	25-47-2	53.2	365	5	42	182.5
Aaron Moore	2	0.0	0-1-0	0.0	0	0	0	0.0
Total	2	142.0	25-48-2	52.1	365	5	42	182.5
Opponents	2	138.8	30-49-2	61.2	382	3	35	191.0

Receiving

Player	gp	no.	yds	avg	td	lg	avg/g
Aaron Moore	2	8	130	16.3	1	42	65.0
Andre Pegues	2	6	137	22.8	1	36	68.5
Lex Henry	2	3	14	4.7	1	13	7.0
Jayden Homuth	2	2	38	19.0	1	38	19.0
Joshua Rembert	1	2	9	4.5	0	6	9.0
Tremayne Talbert	2	1	9	9.0	1	9	4.5
Tavian Morris	2	1	9	9.0	0	9	4.5
Elyjah Mitchell	1	1	11	11.0	0	11	11.0
Mohamed Nyanamukenga	2	1	8	8.0	0	8	4.0
Total	2	25	365	14.6	5	42	182.5
Opponents	2	30	358	11.9	3	35	179.0

Interceptions

Player	no.	yds	avg	td	lg
Joseph White	1	14	14.0	0	14
Kameron Lewis	1	0	0.0	0	0
Total	2	14	7.0	0	14
Opponents	2	27	13.5	0	27



2023-24 Norfolk St. Football
Overall Defense Statistics
All games

Team Defense

##	Player	gp	Tackles				Sacks	Pass defense			Fumbles		blkd	
			ua	a	tot	tfl/yds		no-yds	int-yds	brup	qbh	fr-yds	ff	kick
41	AJ Richardson	2	7	4	11	2-2	1-1	.	1	.	2-0	.	.	.
1	Joseph White	2	5	6	11	.	.	1-14	3	.	1-0	.	.	.
28	R.J. Coles	2	7	4	11
99	Javari Rice-Wilson	2	5	5	10	1.5-2	.	.	.	1
58	Terique Miles	2	7	3	10	2-8	1-6
90	Keshawn Lynch	2	5	4	9	1	.	.
19	Daylan Long	2	7	2	9	3-14	1-10
21	Devon Allen	2	5	4	9	.	.	.	5	.	.	1	.	.
10	Robert Rhem	2	6	3	9	1	.	.
9	Terron Mallory	2	3	3	6	1-2	1-52	.	.	.
95	Levontae Jacobs	2	3	2	5	0.5-1
34	Kameron Lewis	1	3	1	4	.	.	1-0
0	Sage Beuchert-Irvine	2	2	1	3	2
51	Miguel Rijo	2	2	1	3	1
30	Jayden Smith	2	.	2	2
45	Taevion Clarke	2	1	1	2
23	Ricky Harleston	2	1	1	2	.	.	.	1
92	Grant Gaffney	2	1	1	2	1
31	Christian Parham	2	1	.	1
85	Jayden Hargett	2	.	1	1
37	Kaleb Broadbent	2	.	1	1
12	Jaylen White	2	1	.	1	1-1
20	Jason Wonodi	2	1	.	1
98	Jalen Swindell	2	.	1	1
38	Davion Corpening	1	.	1	1
6	Aaron Moore	2	1	.	1
Totals		2	74	52	126	11-30	3-17	2-14	10	5	4-52	3	0	0
Opponents		2	58	80	138	8-22	2-6	2-27	6	6	2-77	0	0	0