

Norfolk State University Football



TEAM RECORDS

OFFENSIVE

Most Rushes

Game	Record
1. 80	vs. Bethune-Cookman, 9/24/05
2. 61	vs. Virginia Union, 10/24/98
3. 59	vs. Delaware State, 11/13/10
	at Savannah State, 10/1/05
5. 57	vs. North Carolina A&T, 10/2/04
6. 55	vs. Morgan State, 9/27/14
	at Savannah State, 11/20/10
	vs. Savannah State, 9/14/02
9. 54	vs. Savannah State, 11/3/12
	at Charleston Southern, 9/24/11
	at Florida A&M, 10/18/07
	vs. Liberty, 11/19/05
	vs. Morris Brown, 11/23/02

Season

1. 604	1984
2. 529	1976
3. 525	1975
4. 519	2005
5. 502	1973

Total Rushing Yards

Game	Record
502	vs. Southern Connecticut, 10/28/89
1. 471	vs. Bethune-Cookman, 9/24/05
2. 325	vs. Delaware State, 9/19/98
3. 310	vs. Delaware State, 11/13/10
4. 309	at Savannah State, 11/20/10
5. 294	vs. Howard, 10/31/09
6. 290	at Savannah State, 10/1/05
7. 283	vs. Morgan State, 11/4/00
8. 272	at Florida A&M, 10/18/07
9. 268	vs. Virginia State, 9/18/10
10. 265	at Savannah State, 11/5/11

Season

1. 2,364	1984
2. 2,231	1976
3. 2,171	2005
4. 1,993	1975
5. 1,989	1973

Rushing Yards Per Game

Season	Record
1. 214.9	1984
2. 202.8	1976
3. 198.9	1973
4. 197.4	2005
5. 196.4	1990

Yards Per Rush

Game	Record
1. 8.33	(39 rushes, 325 yards)
	vs. Delaware State, 9/18/98
2. 7.16	(31 rushes, 222 yards)
	at Hampton, 11/19/16
3. 6.74	(42 rushes, 283 yards)
	vs. Morgan State, 11/4/00

4. 6.46	(41 rushes, 265 yards)
	at Savannah State, 11/5/11
5. 6.35	(40 rushes, 254 yards)
	vs. Savannah State, 9/11/04
6. 6.22	(32 rushes, 199 yards)
	at Delaware State, 10/8/11
7. 6.21	(24 rushes, 149 yards)
	at Morgan State, 11/21/15
8. 6.13	(48 rushes, 294 yards)
	vs. Howard, 10/31/09
9. 6.03	(36 rushes, 217 yards)
	at Bethune-Cookman, 10/24/15
10. 5.89	(80 rushes, 471 yards)
	vs. Bethune-Cookman, 9/24/05

Season

1. 7.85	1987
2. 4.50	1957
3. 4.34	1960
4. 4.22	1976
5. 4.18	2005

Most Rushing Touchdowns

Game	Record
1. 6	vs. Bethune-Cookman, 9/24/05
2. 5	vs. Virginia State, 9/18/10
	at Savannah State, 10/1/05
	vs. Savannah State, 9/11/04
	at Morgan State, 11/22/03
	vs. Savannah State, 9/14/02
7. 4	at Savannah State, 11/20/10
	vs. Hampton, 10/17/09
	vs. Virginia State, 8/30/08
	vs. Bethune-Cookman, 9/22/07
	vs. Florida A&M, 10/21/06
	vs. North Carolina A&T, 9/30/06
	vs. VMI, 9/9/06
	vs. Howard, 11/1/03
	vs. Delaware State, 9/19/98
	vs. South Carolina State, 10/10/98

Season

1. 25	1973
2. 23	2005, '98, '90, '84
3. 22	1981, '75
4. 21	2007, '02
5. 20	2008, '06, '89, '85, '76, '72

Passing Yards

Game	Record
516	vs. Winston-Salem State, 10/8/94
1. 439	at Morgan State, 11/22/03
2. 382	vs. Howard, 10/15/12
3. 366	vs. Howard, 10/1/16
4. 363	at Old Dominion, 11/26/11
5. 351	at North Carolina A&T, 9/27/07
6. 344	at Morgan State, 9/26/98
7. 335	at Hampton, 10/18/14
8. 327	at Delaware State, 10/8/11
	vs. Morgan State, 11/6/04
10. 312	vs. Delaware State, 10/6/12

Season

1. 3,674	1995
2. 3,229	1994
3. 2,839	2011
4. 2,593	1993
5. 2,231	2009

Passing Yards Per Game

Season	Record
1. 367.4	1995
2. 322.4	1994
3. 236.6	2011
4. 235.7	1993
5. 221.6	1997

Most Passing Touchdowns

Game	Record
1. 6	at Morgan State, 9/26/98
2. 4	at North Carolina Central, 10/21/17
	at Bethune-Cookman, 10/24/15
	vs. Howard, 9/15/12
	vs. Morgan State, 11/6/10
	at North Carolina A&T, 9/27/07
7. 3	vs. Morgan State, 10/29/16
	at Hampton, 10/18/14
	at Savannah State, 11/5/11
	vs. Hampton, 10/15/11
	at Savannah State, 10/1/05
	at Delaware State, 11/14/03
	at Bethune-Cookman, 11/14/98
	at South Carolina State, 10/11/97
	at Florida A&M, 9/13/97

Season

1. 35	1995
2. 31	1994
3. 23	1993
4. 18	2009
5. 17	1991

Most Completions

Game	Record
1. 31	vs. Howard, 9/15/12
2. 28	at Delaware State, 9/23/17
	at North Carolina Central, 11/16/13
	at Old Dominion, 11/26/11
	at Delaware State, 10/8/11
	vs. Howard, 11/1/97
7. 26	vs. Virginia State, 9/3/11
8. 25	vs. Howard, 10/1/16
	at Hampton, 10/13/12
	vs. Morgan State, 11/6/04
	at VMI, 9/20/03

Season

1. 256	1995
2. 250	2011
3. 220	1994
4. 196	2012
5. 182	2017

Most Attempts

Game	Record
1. 51	vs. Howard, 9/15/12



Norfolk State University Football

TEAM RECORDS

2. 49.....	at VMI, 9/20/03
3. 48.....	vs. Liberty, 11/8/97
4. 46.....	at Delaware State, 9/23/17
.....	vs. Howard, 11/1/97
6. 44.....	at North Carolina Central, 11/16/13
.....	at Old Dominion, 11/26/11
.....	vs. Virginia State, 9/1/07
.....	vs. Virginia State, 8/30/97
10. 43.....	at Morgan State, 11/22/03

Season

1. 447.....	1995
2. 375.....	1994
3. 370.....	2011
4. 352.....	1993
5. 351.....	2015, '13

Pass Completion Percentage

Game (Minimum 20 attempts)

1. .909 (20 of 22).....	vs. Morgan State, 11/6/10
2. .867 (26 of 30).....	vs. Virginia State, 9/3/11
3. .857 (18 of 21).....	vs. Hampton, 10/17/09
4. .833 (20 of 24).....	at Charleston Southern, 9/24/11
5. .826 (19 of 23).....	at Savannah State, 11/20/10
6. .778 (28 of 36).....	at Delaware State, 10/8/11
7. .750 (24 of 32).....	at Savannah State, 11/5/11
8. .750 (18 of 24).....	at Howard, 9/17/11
9. .750 (15 of 20).....	at Liberty, 9/8/12
10. .739 (17 of 23).....	vs. Virginia State, 9/18/10

Season

1. 67.6 (250 of 370).....	2011
2. 60.1 (167 of 278).....	2010
3. 58.7 (220 of 375).....	1994
4. 57.6 (196 of 340).....	2012
5. 57.3 (256 of 447).....	1995

Yards Per Catch

Game (Minimum 10 completions)

1. 26.09 (11 for 287).....	vs. North Carolina A&T, 9/30/06
2. 21.80 (10 for 218).....	at Liberty, 11/8/03
3. 21.67 (12 for 260).....	vs. Winston-Salem State, 11/21/09
4. 20.67 (12 for 248).....	at Savannah State, 10/1/05
5. 20.40 (10 for 204).....	vs. Hampton, 10/16/99
6. 20.09 (11 for 221).....	vs. Virginia State, 9/2/00
7. 19.77 (13 for 257).....	at Bethune-Cookman, 9/23/06
8. 19.58 (12 for 235).....	vs. N.C. Central, 11/15/14
9. 19.40 (10 for 194).....	at Hampton, 10/16/04
10. 19.09 (23 for 439).....	at Morgan State, 11/22/03

Season

1. 20.4.....	1991
2. 17.6.....	1962
3. 17.5.....	1989
4. 17.2.....	1970
5. 16.5.....	2001

Most Interceptions

Game

1. 6.....	vs. Morgan State, 11/6/04
2. 5.....	vs. Hampton, 10/13/01
.....	vs. Florida A&M, 10/21/00
.....	vs. Florida A&M, 9/12/98
.....	at North Carolina A&T, 10/3/98

6. 4.....	at North Carolina A&T, 10/27/12
.....	at Hampton, 10/13/12
.....	at William & Mary, 9/20/08
.....	at Texas Southern, 11/20/99
.....	at South Carolina State, 10/11/97

Season

1. 25.....	1976
2. 24.....	1986, '72
3. 23.....	1998
4. 21.....	2012, '00, '91
5. 20.....	2001, '83, '79

Passing Efficiency

Game

1. 258.27.....	vs. Morgan State, 11/6/10
2. 212.70.....	at North Carolina A&T, 9/27/07
3. 212.09.....	vs. Virginia State, 8/31/02
4. 210.58.....	at Charleston Southern, 9/24/11
5. 202.27.....	vs. North Carolina A&T, 9/30/06
6. 201.22.....	at Savannah State, 11/20/10
7. 199.22.....	vs. Hampton, 10/17/09
8. 194.24.....	at Savannah State, 10/1/05
9. 189.17.....	vs. Virginia State, 9/18/10
10. 187.23.....	at Hampton, 10/18/14

Season

1. 150.28.....	1994
2. 145.72.....	2011
3. 144.99.....	1995
4. 133.38.....	2009
5. 132.53.....	1990

Total Yards

Game

575 – vs. Southern Connecticut, 10/28/89

1. 659.....	vs. Bethune-Cookman, 9/24/05
2. 579.....	at Savannah State, 11/20/10
3. 559.....	at Savannah State, 11/5/11
4. 538.....	at Savannah State, 10/1/05
5. 532.....	at North Carolina A&T, 9/27/07
6. 526.....	at Delaware State, 10/8/11
7. 520.....	vs. Howard, 10/31/09
8. 519.....	at Charleston Southern, 9/24/11
9. 505.....	vs. Virginia State, 9/18/10
.....	vs. Delaware State, 9/19/98

Season

1. 4,725.....	2011
2. 4,678.....	1995
3. 3,882.....	1993
4. 3,836.....	1976
5. 3,832.....	2009

Total Yards Per Game

Season

1. 467.8.....	1995
2. 393.8.....	2011
3. 373.5.....	1994
4. 372.7.....	1985
5. 352.9.....	1993

Total Plays

Game

1. 106.....	vs. Bethune-Cookman, 9/24/05
2. 93.....	vs. Virginia State, 9/1/07
3. 86.....	vs. Howard, 11/1/03
4. 85.....	vs. Delaware State, 11/13/10
5. 83.....	vs. Delaware State, 11/13/04
.....	vs. Virginia Union, 10/24/98
7. 82.....	vs. Savannah State, 11/3/12
.....	vs. Winston-Salem State, 11/17/07
9. 81.....	vs. Savannah State, 10/5/13
.....	at Savannah State, 10/1/05
.....	vs. Morgan State, 11/9/02
.....	at North Carolina A&T, 10/3/98

Season

1. 849.....	2011
2. 817.....	2013
3. 795.....	1976
4. 784.....	2003
5. 779.....	2008

Total Yards Per Play

Game

1. 8.71 (58 for 505).....	vs. Delaware State, 9/19/98
2. 7.74 (68 for 526).....	at Delaware State, 10/8/11
3. 7.66 (73 for 559).....	at Savannah State, 11/5/11
4. 7.65 (62 for 474).....	vs. Howard, 10/1/16
5. 7.54 (69 for 520).....	vs. Howard, 10/31/09
6. 7.44 (59 for 439).....	vs. North Carolina A&T, 9/30/06
7. 7.42 (78 for 579).....	at Savannah State, 11/20/10
8. 7.31 (62 for 453).....	vs. Morgan State, 11/6/10
9. 7.11 (71 for 505).....	vs. Virginia State, 9/18/10
10. 7.08 (48 for 340).....	vs. Virginia State, 8/31/02

Season

1. 6.23.....	1995
2. 5.72.....	1994
3. 5.69.....	2009
4. 5.57.....	2011
5. 5.25.....	1985

Total Touchdowns

Game

1. 8.....	at Savannah State, 10/1/05
.....	vs. Bethune-Cookman, 9/24/05
3. 7.....	at Bethune-Cookman, 10/24/15
.....	vs. Virginia State, 9/18/10
.....	at Howard, 11/1/08
.....	at Morgan State, 9/26/98
7. 6.....	at Morgan State, 11/18/17
.....	at Savannah State, 11/5/11
.....	at Savannah State, 11/20/10
.....	vs. Hampton, 10/17/09
.....	vs. Virginia State, 8/30/08
.....	at North Carolina A&T, 9/27/07
.....	vs. North Carolina A&T, 9/30/06
.....	vs. Delaware State, 9/19/98
.....	vs. Morgan State, 9/27/97

Season

1. 53.....	1995
2. 51.....	1994
3. 44.....	1993



TEAM RECORDS

4. 39 2009, '98
5. 38 2008, '05, '85, '81

First Downs

Game
1. 38vs. Bethune-Cookman, 9/24/05
2. 29 at Morgan State, 9/26/98
3. 28 at Savannah State, 11/20/10
..... at Savannah State, 10/1/05
5. 27 vs. Hampton, 10/15/11
..... vs. Delaware State, 11/13/10
..... vs. Virginia State, 9/1/07
8. 26 at North Carolina Central, 11/16/13
..... at Savannah State, 11/5/11
..... vs. Virginia State, 9/18/10
..... at Morgan State, 11/5/05
12. 25 at Delaware State, 10/8/11
..... at Florida A&M, 10/18/07
..... at North Carolina A&T, 9/27/07

Season

1. 243 2011
2. 228 1995, '94
3. 225 1993
4. 208 2010
5. 206 2013, '05

Best 3rd Down Percentage

Game
1. 66.7 (14-21)vs. Morgan State, 11/9/02
2. 66.7 (10-15)vs. VMI, 9/9/06
3. 66.7 (8-12)vs. Morgan State, 11/4/06
4. 66.7 (6-9)vs. Morgan State, 11/6/10
5. 64.7 (11-17)vs. Virginia State, 9/3/11
6. 63.2 (12-19)vs. Delaware State, 11/13/10
7. 62.5 (10-16) at Savannah State, 10/1/05
8. 61.5 (8-13) at North Carolina A&T, 9/27/07
9. 60.0 (9-15) at Howard, 11/1/08
10. 60.0 (6-10) vs. Virginia State, 9/5/09

Season

1. 51.0 (80-157) 1981
2. 47.7 (62-130) 1989
3. 43.6 (48-110) 1994
4. 43.4 (62-143) 1980
5. 41.5 (56-135) 1990

D-I Record

38.9 (49-126) 2009

Worst 3rd Down Percentage

Game
1. 0.0 (0-14) at Florida A&M, 10/20/01
2. 0.0 (0-12) at Rutgers, 9/2/10
3. 0.0 (0-10)vs. Bethune-Cookman, 11/6/14
0.0 (0-10) .. vs. Charleston Southern, 9/21/13
5. 6.7 (1-15) at North Carolina A&T, 10/6/16
6.7 (1-15) vs. Virginia Union, 10/24/98
7. 7.7 (1-13) at Rutgers, 9/7/13
7.7 (1-13) at Kentucky, 9/6/08
7.7 (1-13) at Hampton, 10/17/98
7.7 (1-13) at Florida A&M, 9/13/97
11. 8.3 (1-12) vs. Virginia State, 9/2/17
8.3 (1-12) at Hampton, 10/14/06

8.3 (1-12)vs. Morgan State, 11/6/04

Season

1. 20.9 (32-153) 2001
2. 21.9 (23-105) 1991
3. 22.1 (32-145) 2000
4. 25.6 (42-164) 1978
5. 26.1 (46-176) 2003

Best Time of Possession

Game

1. 42:35vs. Howard, 10/27/01
2. 39:17 at South Carolina State, 10/11/08
3. 38:29 vs. Liberty, 11/19/05
4. 37:51 at North Carolina A&T, 9/27/07
5. 37:50 vs. Morgan State, 11/9/02
6. 37:48 at Bethune-Cookman, 11/9/13
7. 37:33 vs. North Carolina A&T, 9/11/10
8. 36:52 vs. Virginia State, 9/18/10
9. 36:50 at Savannah State, 10/1/05
10. 36:45 vs. North Carolina A&T, 10/2/04

Season

1. 35:02 1985
2. 34:53 1984
3. 31:57 2002
4. 31:55 1997
5. 31:54 1990

Worst Time of Possession

Game

1. 17:20 vs. Florida A&M, 9/12/98
2. 17:52 vs. Savannah State, 9/11/04
3. 19:50 vs. Howard, 10/27/07
4. 21:04 vs. Bethune-Cookman, 11/6/14
5. 22:19 at Rutgers, 9/2/10
6. 21:26 vs. South Carolina State, 10/9/04
7. 21:27 vs. Virginia State, 8/31/02
8. 21:33 at Delaware State, 9/20/97
9. 22:41 vs. Bethune-Cookman, 9/22/01
10. 22:45 vs. William & Mary, 9/19/09

Season

1. 26:12 1992
2. 27:17 1994
3. 27:19 1993
4. 28:00 2017
4. 28:01 2000

Most Points Scored

Game

1. 86 (W, 86-0) vs. Friendship 1959
2. 79 (W, 79-0) vs. Kittrell 1939
3. 67 (W, 67-2) vs. St. Paul's 9/5/81
4. 64 (W, 64-12) vs. Shaw 10/27/73
5. 62 (W, 62-50) vs. Elizabeth City State 9/23/95
62 (W, 62-0) vs. Livingstone 1963
7. 61 (L, 61-63) vs. Bethune-Cookman 9/24/05
8. 60 (W, 60-7) vs. Kentucky State 1/12/94
60 (W, 60-0) vs. Virginia Seminary 1948

Season

1. 360 1995
2. 345 1994

3. 324 2011
4. 304 1993
5. 303 2008

Highest Scoring Average

1. 36.0 1995
2. 34.5 1994
3. 28.0 1985
4. 27.6 1993
5. 27.1 1973

D-I Record

27.0 2011

Most Points Combined

1. 124 (L, 61-63), vs. Bethune-Cookman, 9/24/05
2. 112 (W, 62-50), vs. Elizabeth City State, 9/23/95
3. 108 (L, 49-59), at Bethune-Cookman, 10/24/15
(T, 54-54), at Winston-Salem State, 10/9/93
5. 98 (L, 14-84), vs. Florida A&M, 9/12/98
(W, 50-48), vs. Winston-Salem State, 10/8/94
7. 97 (L, 38-59), at Bethune-Cookman, 11/14/98
8. 91 (W, 46-45), at Elizabeth City State, 9/26/92
10. 90 (L, 21-69), at Liberty, 11/8/03
(W, 58-32) at Virginia Union, 10/21/95
12. 89 (W, 46-43), at Morgan State, 9/26/98
89 (L, 14-75), at James Madison, 9/16/17
14. 87 (W, 58-29), at Savannah State, 10/1/05
(L, 39-48), at Southern Connecticut, 10/27/90

Fewest Points Scored

Game

0 (48 times) — Most recently
at North Carolina A&T (L, 0-35), 10/6/16

Season

1. 13 1938
2. 51 1956
3. 55 1953
4. 59 1969, '51
5. 63 1954

D-I Record

140 2014

Lowest Scoring Average

1. 2.6 1938
2. 6.4 1956
3. 7.4 1969
4. 7.9 1953
5. 8.0 1946

D-I Record

11.7 2014

Most Times Shut Out

4 1938
3 2000, '71, '64, '46

Longest Game (OTs)

4 OT, vs. Bethune-Cookman, 9/24/05
2 OT, vs. South Carolina State, 10/6/07
2 OT, vs. Savannah State, 9/11/04



Norfolk State University Football

TEAM RECORDS

DEFENSIVE

Rushing Yards

Game

(-46) — Cheyney, 9/8/90

1. 4.....	vs. Florida A&M, 10/26/02
2. 10.....	vs. Virginia State, 9/1/12
.....	vs. Morgan State, 9/27/97
4. 13.....	at Savannah State, 10/4/14
5. 19.....	vs. Howard, 10/31/09
6. 20.....	at Savannah State, 11/5/11
.....	vs. North Carolina A&T, 9/30/06
8. 27.....	vs. Bethune-Cookman, 9/26/09
9. 28.....	at Delaware State, 10/8/11
10. 30.....	at South Carolina State, 11/22/14
.....	vs. Virginia State, 9/3/11

Rushing Yards Per Game

Season

1. 48.1.....	1959
2. 50.9.....	1985
3. 53.8.....	1984
4. 58.1.....	1960
5. 77.5.....	1957

D-I Record

98.2.....2011

Passing Yards

Game

0 — Elon, 1976

1. 11.....	vs. Howard, 10/27/01
2. 12.....	at Howard, 10/30/04
3. 16.....	vs. Savannah State, 11/7/15
.....	at Bethune-Cookman, 9/27/08
5. 18.....	at North Carolina A&T, 10/3/98
6. 22.....	vs. Delaware State, 10/11/14
7. 25.....	at Savannah State, 11/5/11
8. 28.....	vs. Morgan State, 11/4/00
9. 32.....	vs. South Carolina State, 10/9/04
10. 34.....	at Howard, 10/30/10

Passing Yards Per Game

Season

1. 47.7.....	1957
2. 55.3.....	1962
3. 70.0.....	1959
4. 71.5.....	1980
5. 76.0.....	1961

D-I Record

136.5.....2012

Total Yards

Game

(-16) — St. Paul's, 9/1/79

1. 45.....	at Savannah State, 11/5/11
.....	vs. Virginia State, 9/1/01
3. 78.....	at Howard, 10/30/10
4. 86.....	vs. Morgan State, 11/4/00

5. 103.....	vs. Virginia State, 8/30/08
6. 107.....	vs. Virginia State, 9/1/12
7. 114.....	vs. Delaware State, 10/11/14
.....	vs. Morgan State, 9/27/97
9. 141.....	at Charleston Southern, 9/24/11
10. 142.....	at Savannah State, 10/6/01

Total Yards Per Game

Season

1. 118.5.....	1959
2. 125.2.....	1957
3. 136.9.....	1960
4. 142.3.....	1962
5. 177.4.....	1979

D-I Record

251.2.....2014

Most Tackles

Game

1. 116.....	vs. Savannah State, 9/11/04
2. 114.....	vs. South Carolina State, 10/9/04
3. 110.....	at Rutgers, 9/7/13
4. 109.....	at Old Dominion, 9/12/15
5. 102.....	at Delaware State, 11/10/07
6. 101.....	at Marshall, 9/19/15
7. 100.....	vs. South Carolina State, 10/6/05
8. 99.....	at North Carolina Central, 10/21/17
9. 98.....	vs. North Carolina A&T, 10/4/03
10. 97.....	vs. Florida A&M, 10/7/17
.....	at James Madison, 9/16/17

Season

1,782.....	1977
1,183.....	1976
1,063.....	1975
1,029.....	1979
970.....	1978
962.....	1980

D-I Record

961.....2003

Most TFLs

Game

1. 23.0.....	vs. Virginia State, 9/1/01
2. 17.0.....	vs. Virginia State, 9/1/12
3. 16.0.....	vs. Delaware State, 11/10/01
.....	at Savannah State, 10/6/01
5. 14.0.....	vs. North Carolina A&T, 10/29/11
6. 13.0.....	vs. Morgan State, 11/10/12
.....	vs. South Carolina State, 10/1/11
.....	vs. Virginia State, 9/2/06
.....	at Howard, 11/2/02
.....	vs. Howard, 10/27/01
.....	vs. Hampton, 10/13/01

Season

1. 132.....	2001
2. 112.....	1996
3. 104.....	2000
4. 101.....	2002
5. 96.....	2011, '99

Most Sacks

Game

1. 8.0.....	vs. Savannah State, 11/3/12
.....	vs. Morgan State, 9/27/97
3. 7.0.....	vs. Morgan State, 11/10/12
.....	vs. Virginia State, 9/1/12
.....	vs. North Carolina A&T, 10/29/11
.....	vs. Florida A&M, 10/26/02
.....	vs. Virginia State, 9/1/01
8. 6.0.....	vs. Delaware State, 10/11/14
.....	vs. Virginia State, 8/30/08
.....	at Delaware State, 11/14/03
.....	vs. Morris Brown, 11/23/02
.....	vs. Morgan State, 11/9/02
.....	vs. Virginia State, 9/2/00

Season

1. 47.....	1984
2. 44.....	1989
3. 43.....	1996
4. 40.....	1985
5. 39.....	1977

D-I Record

36.....2011, '00

Most Interceptions

Game

1. 5.....	vs. Bethune-Cookman, 9/26/09
2. 4.....	at Hampton, 11/19/16
.....	vs. Morgan State, 11/8/08
.....	at Florida A&M, 10/18/07
5. 3.....	at North Carolina Central, 10/21/17
.....	at Delaware State, 9/23/17
.....	at South Carolina State, 11/12/16
.....	vs. Bethune-Cookman, 10/22/16
.....	vs. Hampton, 9/26/15
.....	at Bethune-Cookman, 11/9/13
.....	at Delaware State, 10/12/13
.....	vs. Morgan State, 11/10/12
.....	at North Carolina A&T, 10/27/12
.....	at South Carolina State, 9/29/12
.....	vs. Virginia State, 9/5/09
.....	at Howard, 11/1/08
.....	vs. Liberty, 11/19/05
.....	vs. Delaware State, 11/13/04
.....	at Hampton, 10/19/02
.....	vs. Savannah State, 9/14/02
.....	at Morgan State, 11/3/01
.....	vs. Virginia State, 9/1/01
.....	vs. Virginia State, 9/4/99
.....	vs. Florida A&M, 9/12/98
.....	vs. Bethune-Cookman, 11/15/97

Season

1. 30.....	1979
2. 25.....	1991
3. 23.....	1977
4. 20.....	1996, '78
5. 19.....	2013, '72

Most Pass Breakups

Game

1. 11.....	vs. Howard, 10/27/01
------------	----------------------



TEAM RECORDS

2. 10.....	vs. Hampton, 10/13/01
3. 9.....	at North Carolina Central, 10/21/17
.....	at Hampton, 10/18/14
.....	vs. Virginia State, 9/1/07
.....	vs. Florida A&M, 10/26/02
.....	at Hampton, 10/19/02
8. 8.....	vs. Virginia State, 9/18/10
.....	vs. Hampton, 10/13/07
.....	vs. Savannah State, 9/11/04
.....	vs. Virginia State, 9/2/00

Season

1. 106.....	1984
2. 87.....	1979
3. 79.....	1985
4. 72.....	1981
5. 67.....	2002

Most Forced Fumbles

Game	
1. 5.....	vs. Morgan State, 11/0/12
2. 4.....	vs. Florida A&M, 10/7/17
.....	at Bethune-Cookman, 11/9/13
.....	at Morgan State, 11/12/11
.....	vs. Savannah State, 9/11/04
.....	vs. Virginia State, 9/1/01
7. 3.....	at North Carolina Central, 10/21/17
.....	vs. Savannah State, 10/5/13
.....	at Bethune-Cookman, 10/20/12
.....	vs. Virginia State, 9/1/12
.....	vs. Winston-Salem State, 11/21/09
.....	at Delaware State, 11/14/09
.....	vs. Florida A&M, 10/25/08
.....	at South Carolina State, 10/11/08
.....	vs. Liberty, 11/19/05
.....	at Delaware State, 11/12/05
.....	vs. Morris Brown, 11/23/02
.....	vs. Savannah State, 9/14/02
.....	vs. Hampton, 10/13/01

Season

1. 17.....	2013
2. 15.....	2012, '08
3. 14.....	2005, '00
4. 13.....	2011, '04, '02
5. 11.....	1990, 2017

Most Fumble Recoveries

Game	
1. 4.....	vs. Florida A&M, 10/7/17
2. 3.....	vs. Virginia State, 9/1/12
.....	at Morgan State, 11/12/11
.....	vs. Winston-Salem State, 11/21/09
.....	vs. Morgan State, 11/8/08
.....	vs. Florida A&M, 10/25/08
.....	at South Carolina State, 10/11/08
.....	vs. North Carolina A&T, 9/13/08
.....	at North Carolina A&T, 9/27/07
.....	vs. Liberty, 11/19/05
.....	at Savannah State, 10/1/05
.....	vs. Savannah State, 9/11/04
.....	vs. Morris Brown, 11/23/02
.....	vs. Savannah State, 9/14/02
.....	vs. Hampton, 10/13/01

.....	at Savannah State, 10/6/01
.....	vs. Bethune-Cookman, 11/13/99
.....	vs. Howard, 10/30/99
.....	vs. Virginia State, 9/4/99

Season

1. 29.....	1975, '74
2. 21.....	1993, '87, '80, '77
3. 20.....	1994, '92
3. 19.....	1995, '78
4. 18.....	2008

Fewest Points Allowed

Game	
0 (49 times) — Most recently	
.....	vs. Morgan State (W, 30-0), 11/10/12

Season

1. 24.....	1945
2. 26.....	1941
3. 30.....	1949
4. 40.....	1948
5. 49.....	1939

D-I Record

200.....	1997
----------	------

Lowest Opponent's Scoring Average

1. 3.67.....	1945
2. 3.71.....	1941
3. 4.4.....	1948
4. 4.9.....	1950
5. 5.0.....	1949

D-I Record

17.1.....	2011
-----------	------

Most Shutouts

5.....	1950
4.....	1989, '62, '48, '41
3.....	1984, '59, '52, '45, '39

D-I Record

2.....	2012, '01
--------	-----------

Most Points Allowed

Game		
1. 84 (L, 84-14), vs. FAMU.....	1998	
2. 75 (L, 75-14), vs. James Madison.....	2017	
3. 69 (L, 69-21), vs. Liberty.....	2003	
4. 65 (L, 65-26), vs. Elon.....	1980	
5. 63 (L, 63-13), vs. Rutgers.....	2014	
.....	(L, 63-61), vs. Bethune-Cookman 2005	
.....	(L, 63-0), vs. Morgan State.....	1967
8. 61 (L, 61-14), vs. North Carolina A&T.....	1968	
9. 60 (L, 60-10), vs. Florida A&M.....	2003	
.....	(L, 60-0), vs. Hampton.....	1992
11. 59 (L, 59-49), vs. Bethune-Cookman... 2015		
.....	(L, 59-0), vs. Rutgers.....	2007
.....	(L, 59-38), vs. Bethune-Cookman	1998
.....	(L, 59-14), vs. Hampton.....	1998
15. 58 (L, 58-28), vs. Morgan State.....	2004	
.....	(L, 58-10), vs. Hampton.....	2004
17. 56 (L, 56-14), vs. Bethune-Cookman... 2003		

(L, 56-7), vs. Florida A&M.....	1999
(L, 56-24), vs. Virginia Union.....	1986
(L, 56-6), vs. Tennessee State.....	1972

Season

1. 494.....	1998
2. 479.....	2003
3. 346.....	2005
4. 338.....	2004
5. 312.....	2015

Highest Opponent's Scoring Average

1. 44.9.....	1998
2. 39.9.....	2003
3. 37.6.....	2004
4. 31.5.....	2005
5. 31.0.....	1994

WINS AND LOSSES

Most Wins

10.....	1984 (10-2)
8.....	2007 (8-3)
.....	1979 (8-3-1)
.....	1976 (8-4)
.....	1975 (8-3)
.....	1974 (8-3)

Fewest Wins

0.....	2011 (0-3) *
.....	2010 (0-5) *
.....	2009 (0-4) *
1.....	2004 (1-8)
.....	2003 (1-11)
.....	1953 (1-6)
.....	1938 (1-4)
2.....	1999 (2-9)
.....	1998 (2-9)
.....	1971 (2-6)
.....	1968 (2-5-1)
.....	1964 (2-5)
.....	1956 (2-6)
.....	1954 (2-4)
.....	1951 (2-3-1)

* All wins for the 2009, '10 and '11 seasons were vacated by the NCAA

Most Losses

11.....	2003 (1-11)
9.....	2013 (3-9)
.....	1999 (2-9)
.....	1998 (2-9)
8.....	2014 (4-8)
.....	2004 (1-8)
.....	2000 (3-8)

Fewest Losses

0.....	1949 (6-0)
.....	1941 (6-0-1)
1.....	1959 (7-1-1)
.....	1957 (5-1)



Norfolk State University Football

TEAM RECORDS

2	1984 (10-2)
.....	1952 (5-2)
.....	1950 (5-2-1)
.....	1947 (5-2)
.....	1945 (3-2-1)

D-I Record

3	2011 (0-3) *
.....	2007 (8-3)

* All wins for the 2011 season were vacated by the NCAA

Highest Winning Percentage

1.000	1949 (6-0)
.929	1941 (6-0-1)
.833	1984 (10-2)
.....	1959 (7-1-1)
.....	1957 (5-1)
.727	2007 (8-3)
.....	1975 (8-3)
.....	1974 (8-3)

Lowest Winning Percentage

.000	2011 (0-3) *
.....	2010 (0-5) *
.....	2009 (0-4) *
.083	2003 (1-11)
.111	2004 (1-8)
.143	1953 (1-6)

* All wins for the 2009, '10 and '11 seasons were vacated by the NCAA

STREAKS

Longest Winning Streak, Season

8	1984 (1st 8 games)
6	1982 (1st 6 games)
.....	1949 (6-0)
5	2007 (9/22/07 - 10/18/07)
.....	1957 (1st 5 games)
.....	1947 (1st 5 games)

Longest Winning Streak, Overall

9	1983-84 (11/12/83 - 10/27/84)
6	1989-90 (10/28/89 - 9/22/90)
.....	1982 (1st 6 games)
.....	1978-79 (10/28/78 - 9/22/79)
.....	1949 (6-0)
5	2007 (9/22/07 - 10/18/07)
.....	1973-74 (11/17/73 - 10/5/74)
.....	1959-60 (Last 4 games of '59 and 1st game of '60)
.....	1957 (1st 5 games)
.....	1947 (1st 5 games)

Longest Losing Streak, Season

10	2003 (9/20/03 - 11/22/03)
7	2012 (9/15/12 - 10/27/12)
.....	1999 (9/11/99 - 10/30/99)
.....	1998 (10/3/98 - 11/14/98)

6	2016 (9/10/16 - 10/22/16)
.....	2006 (10/7/06 - 11/11/06)
.....	2002 (9/28/02 - 11/2/02)
5	2008 (9/20/08 - 10/25/08)
.....	2004 (10/9/04 - 11/13/04)
.....	1987 (10/10/87 - 11/7/87)
.....	1986 (10/18/86 - 11/15/86)
.....	1953 (1st 5 games)

Longest Losing Streak, Overall

13	2003-04 (9/20/03 - 9/25/04)
12	2009-11 (9/12/09 - 11/26/11) *
8	2004-05 (10/9/04 - 9/24/05)
7	2012 (9/15/12 - 10/27/12)
.....	1999 (9/11/99 - 10/30/99)
.....	1998 (10/3/98 - 11/14/98)
6	2016 (9/10/16 - 10/22/16)
.....	2014-15 (11/6/14 - 9/19/15)
.....	2006 (10/7/06 - 11/11/06)
.....	2002 (9/28/02 - 11/2/02)
.....	1952-53 (Last game of '52 and 1st 5 games of '53)

* All wins for the 2009, '10 and '11 seasons were vacated by the NCAA

SPECIAL TEAMS

Most Field Goals

Game	
1. 4	at Morgan State, 11/12/11
.....	at Charleston Southern, 9/24/11
.....	at West Virginia, 9/10/11
.....	vs. Virginia State, 9/1/07
5. 3	vs. North Carolina Central, 9/24/16
.....	vs. Morgan State, 9/27/14
.....	at North Carolina A&T, 10/27/12
.....	at Howard, 9/17/11
.....	vs. Virginia State, 9/3/11
.....	vs. Morgan State, 11/6/10
.....	at South Carolina State, 10/11/08
.....	at North Carolina A&T, 9/27/07
.....	vs. Morgan State, 9/27/97

Season

1. 26	2011
2. 15	2007
3. 11	2016, '12, '10, '08
4. 10	2014, '05
5. 9	2013, '85, '84, '78

Most PATs

Game	
1. 7-7	at Bethune-Cookman, 10/24/15
7-7	at Howard, 11/1/08
3. 7-8	at Savannah State, 10/1/05
4. 6-6	at Savannah State, 11/5/11
6-6	at Savannah State, 11/20/10
6-6	vs. Virginia State, 8/30/08
6-6	vs. North Carolina A&T, 9/30/06
8. 6-7	vs. Virginia State, 9/18/10
9. 5-5	at Morgan State, 11/18/17

5-5	at Morgan State, 11/12/11
5-5	at Delaware State, 10/8/11
5-5	vs. Howard, 10/31/09
5-5	vs. Hampton, 10/17/09
5-5	vs. Morgan State, 11/8/08
5-5	vs. Bethune-Cookman, 9/24/05
16. 5-6	at North Carolina A&T, 9/27/07

Season

1. 38	2008
2. 34	2011
3. 31	2009
4. 27	2007
5. 26	2010, '88

Most Punts

Game	
1. 12	at Rutgers, 9/7/13
.....	vs. Maine, 8/31/13
.....	at North Carolina A&T, 10/5/02
.....	at Florida A&M, 10/20/01
5. 11	at James Madison, 9/16/17
.....	at Marshall, 9/19/15
.....	at Rutgers, 9/15/07
.....	vs. Hampton, 10/18/03
.....	at Hampton, 10/19/02
.....	vs. South Carolina State, 10/12/02
11. 10	at North Carolina A&T, 10/6/16
.....	at Richmond, 9/10/16
.....	at West Virginia, 9/10/11
.....	at Rutgers, 9/2/10
.....	at South Carolina State, 10/11/03
.....	at Howard, 11/2/02
.....	vs. Hampton, 10/13/01
.....	vs. Bethune-Cookman, 11/13/99
.....	at Florida A&M, 9/11/99
.....	vs. Hampton, 10/18/97
.....	at Florida A&M, 9/13/97

Season

1. 85	2000
2. 82	2013, '01
3. 80	2003
4. 79	2014
5. 78	2002

Most Punting Yards

Game	
1. 447	at West Virginia, 9/10/11
2. 444	at North Carolina A&T, 10/5/02
3. 431	vs. Maine, 8/31/13
4. 428	at James Madison, 9/16/17
5. 421	at Rutgers, 9/7/13
6. 400	vs. Hampton, 10/18/97
7. 381	at Florida A&M, 10/20/01
8. 379	at Rutgers, 9/15/07
9. 372	at South Carolina State, 11/22/14
.....	at Florida A&M, 9/13/97

Season

1. 3,165	2000
2. 3,068	2014
3. 2,958	2013
4. 2,766	2001



TEAM RECORDS

5. 2,712 1992

Highest Punting Average

Game (minimum 5 punts)

1. 46.7 (6 for 280)at Hampton, 10/18/14
 2. 46.5 (8 for 372) ...at South Carolina State, 11/22/14
 3. 45.7 (6 for 274)at Liberty, 9/8/12
 4. 44.7 (10 for 447)....at West Virginia, 9/10/11
 5. 44.2 (5 for 221)vs. Morgan State, 9/27/14
 6. 44.1 (8 for 353)at Buffalo, 9/20/14
 7. 44.0 (5 for 220)....at Delaware State, 10/12/13
 44.0 (5 for 220) ...at Delaware State, 10/14/09
 9. 43.7 (6 for 262) ...at South Carolina State, 11/24/01
 10. 43.4 (7 for 304)....at William & Mary, 9/20/08

Season

1. 39.2..... 1973
 2. 38.8..... 2014
 3. 38.74 1992
 4. 38.67 2008
 5. 38.4..... 1993

Most Punt Return Yards

Game

1. 8..... at Texas Southern, 11/20/99
 2. 7..... vs. Morgan State, 9/27/97
 3. 6..... at Savannah State, 11/5/11
vs. Howard, 10/31/09
at Morgan State, 11/3/07
vs. North Carolina A&T, 9/30/06
vs. South Carolina State, 10/12/02
 8. 5..... at Maine, 8/30/14
vs. Virginia State, 9/18/10
vs. Virginia State, 9/2/06
at Delaware State, 11/14/03
at South Carolina State, 11/24/01
vs. Delaware State, 11/10/01
vs. Virginia State, 9/1/01
vs. Florida A&M, 10/21/00

Season

1. 476..... 2006
 2. 474..... 2000
 3. 454..... 1988
 4. 427..... 1978
 5. 355..... 1979

Most Punt Return Yards

Game

1. 157 (4 returns) vs. Delaware State, 11/11/00
 2. 144 (5 returns).....vs. Virginia State, 9/18/10
 3. 126 (6 returns) ...vs. North Carolina A&T, 9/30/06
 4. 115 (3 returns)..... at Howard, 11/1/08
 115 (7 returns).....vs. Morgan State, 9/27/97
 6. 114 (5 returns)..... vs. Virginia State, 9/2/06
 7. 92 (2 returns).... vs. Delaware State, 10/11/14
 92 (8 returns) ...at Texas Southern, 11/20/99
 9. 84 (6 returns)vs. Howard, 10/31/09
 10. 81 (3 returns)at Liberty, 9/8/12

Season

1. 476..... 2006
 2. 474..... 2000
 3. 454..... 1988

4. 427 1978

5. 355..... 1979

Highest Punt Return Average

Game (minimum 3 returns)

1. 39.3 (4 for 157) ... vs. Delaware State, 11/11/00
 2. 38.3 (3 for 115) at Howard, 11/1/08
 3. 28.8 (5 for 144)vs. Virginia State, 9/18/10
 4. 27.0 (3 for 81).....at Liberty, 9/8/12
 5. 26.7 (3 for 80).....vs. Morgan State, 11/6/99
 6. 22.8 (5 for 114) vs. Virginia State, 9/2/06
 7. 22.3 (3 for 67)..... vs. VMI, 9/9/06
 8. 22.0 (3 for 66).....vs. Virginia State, 8/31/02
 9. 21.7 (3 for 65) vs. Delaware State, 11/11/06
 10. 21.0 (6 for 126)....vs. North Carolina A&T, 9/30/06

Season

1. 20.7 2006
 2. 20.4 1973
 3. 19.3 2008
 4. 16.6 1971
 5. 15.6 1988

Most Kick Returns

Game

1. 12 vs. Florida A&M, 9/12/98
 2. 10 at Hampton, 10/17/98
 3. 9 at West Virginia, 9/10/11
at Rutgers, 9/15/07
at Florida A&M, 10/25/03
 6. 8 at James Madison, 9/16/17
vs. South Carolina State, 10/10/09
at William & Mary, 9/20/08
vs. Morgan State, 11/6/04
at Liberty, 11/8/03
at Bethune-Cookman, 11/14/98
at Liberty, 11/7/98
 13. 7 at Bethune-Cookman, 10/24/15
at Florida A&M, 10/24/09
vs. William & Mary, 9/19/09
vs. Florida A&M, 10/21/06
vs. Hampton, 10/15/05
at Hampton, 10/16/04
vs. Florida A&M, 10/26/02
vs. North Carolina A&T, 9/25/01
vs. South Carolina State, 10/10/98
at Florida A&M, 9/13/97
vs. Virginia State, 8/30/97

Season

1. 73 1998
 2. 63 2003
 3. 60 1975
 4. 51 1993
 5. 47 2008

Most Kick Return Yards

Game

1. 228 (7 returns)vs. Florida A&M, 10/26/02
 2. 207 (8 returns) ...at James Madison, 9/16/17
 3. 198 (10 returns)at Hampton, 10/17/98
 4. 197 (9 returns)at Florida A&M, 10/25/03
 5. 196 (7 returns)at Florida A&M, 10/24/09
 196 (12 returns) vs. Florida A&M, 9/12/98

7. 184 (9 returns)at Rutgers, 9/15/07

8. 170 (9 returns)..... at West Virginia, 9/10/11

9. 166 (6 returns)at Morgan State, 9/26/98

10. 160 (8 returns)....at William & Mary, 9/20/08

Season

1. 1,194 1998
 2. 1,073 2002
 3. 1,023 1986
 4. 991 2003
 5. 937 2008

Highest Kick Return Average

Game (minimum 5 returns)

1. 32.6 (7 for 228)vs. Florida A&M, 10/26/02
 2. 28.4 (5 for 142)at Bethune-Cookman, 9/28/02
 3. 28.0 (7 for 196)at Florida A&M, 10/24/09
 4. 27.7 (6 for 166)at Morgan State, 9/26/98
 5. 25.9 (8 for 207).... at James Madison, 9/16/17
 6. 25.0 (6 for 150)....at North Carolina A&T, 10/27/12
 7. 23.2 (5 for 116)at Florida A&M, 10/20/01
 8. 22.4 (5 for 112) ... vs. Delaware State, 11/11/06
 9. 21.9 (9 for 197)at Florida A&M, 10/25/03
 10. 21.7 (7 for 152) ...vs. Florida A&M, 10/21/06

Season

1. 25.0 1986
 2. 23.8 2002
 3. 22.3(17) 2007
 4. 22.3(14) 1970
 5. 21.6 1972

MISCELLANEOUS

Most All-Purpose Yards

Game

1. 777vs. Bethune-Cookman, 9/24/05
 2. 742vs. Virginia State, 9/18/10
 3. 673at Morgan State, 9/26/98
 4. 667at Savannah State, 11/20/10
 5. 661 at Bethune-Cookman, 10/24/15
 6. 656at Charleston Southern, 9/24/11
 7. 649vs. Bethune-Cookman, 9/26/09
 8. 637at North Carolina A&T, 9/27/07
 9. 630vs. Howard, 10/31/09
 at Howard, 11/1/08

Season

1. 5,813 2011
 2. 5,612 1995
 3. 5,304 1993
 4. 5,173 2009
 5. 5,057 1994

Most All-Purpose Yards Per Game

Season

1. 561.2 1995
 2. 505.7 1994
 3. 484.4 2011
 4. 482.2 1993
 5. 470.3 2009



Norfolk State University Football

TEAM RECORDS

Most All-Purpose Attempts

- Game**
- 100.....vs. Bethune-Cookman, 9/24/05
 - 82.....at Savannah State, 11/20/10
 - 80.....at Charleston Southern, 9/24/11
..... vs. Delaware State, 11/13/10
..... vs. Howard, 11/1/03
 - 79..... vs. Virginia State, 9/3/11
..... vs. North Carolina A&T, 10/2/04
 - 78.....vs. Savannah State, 11/3/12
..... vs. Virginia State, 9/1/07
 - 76.....at Savannah State, 10/1/05

Season

- 809.....2011
- 727.....2013
- 725.....1984
- 696.....2008
- 695.....2005, '03

Most Penalties

- Game**
- 20.....vs. Virginia State, 9/1/12
..... vs. Hampton, 10/15/05
 - 19.....at West Virginia, 9/10/11
 - 18.....at Old Dominion, 11/26/11
..... vs. North Carolina A&T, 9/30/06
 - 16.....at Howard, 9/17/11
.....vs. Winston-Salem State, 11/21/09
.....at Rutgers, 9/15/07
..... vs. Bethune-Cookman, 11/15/97
 - 15.....at Villanova, 9/16/00

Season

- 127.....2011
- 122.....1975
- 120.....1991
- 119.....1979
- 118.....1995

Most Penalty Yards

- Game**
- 194..... vs. Bethune-Cookman, 11/15/97
 - 184..... vs. North Carolina A&T, 9/30/06
 - 177..... at West Virginia, 9/10/11
 - 174.....vs. Winston-Salem State, 11/21/09
 - 164.....vs. Virginia State, 9/1/12
 - 163.....at Morgan State, 11/3/01
 - 146.....at Hampton, 10/16/04
 - 142.....at North Carolina Central, 10/31/15
..... at Howard, 9/17/11
 - 136.....at Delaware State, 11/10/07

Season

- 1,297.....1979
- 1,259.....1995
- 1,083.....1976
- 1,058.....1991
- 1,035.....1977

D-I Record

- 1,028.....2011

Game Records are for Division I only. School game records in *italics* are from D-II era.



Norfolk State University Football

INDIVIDUAL GAME/CAREER RECORDS



ALL-TIME RECORDS — INDIVIDUAL

RUSHING

YARDS

Game

318 — Orlando Goodhope vs. Livingstone, 11/12/83

Career

3,659 — LaRue Harrington, 1976-79
Vacated by NCAA:
 3,678 — DeAngelo Branche, 2006-10

RUSHES

Game

43 (211 yards) — Anthony Johnson vs. Howard, 1984

Career

825 (3,659 yards) — LaRue Harrington, 1976-79

YARDS PER RUSH

Game

13.8 (23 carries, 318 yards) — Orlando Goodhope vs. Livingstone, 11/12/83

Career

5.1 (2,791 yards in 543 carries) — Orlando Goodhope, 1980-83

TOUCHDOWNS

Game

5 — Orlando Goodhope vs. Livingstone, 11/12/83

Career

35 — Daryl Jones, 2004-07;
 LaRue Harrington, 1976-79
Vacated by NCAA:
 36 — DeAngelo Branche, 2006-10

PASSING

YARDS

Game

516 — Aaron Sparrow vs. Winston-Salem State, 10/8/94

Career

8,758 — Aaron Sparrow, 1992-95

COMPLETIONS

Game

32 — Aaron Sparrow vs. Virginia Union, 10/21/95

Career

617 — Aaron Sparrow, 1992-95

ATTEMPTS

Game

58 — Aaron Sparrow vs. Bethune-Cookman, 10/7/95

Career

1,119 — Aaron Sparrow, 1992-95

COMPLETION PERCENTAGE

Game

.909 (20 of 22) — Chris Walley vs. Morgan State,

11/6/2010

Career

.655 (406 of 620) — Chris Walley, 2010-11

TOUCHDOWNS

Game

7 — Aaron Sparrow vs. Winston-Salem State, 10/8/94

Career

79 — Aaron Sparrow, 1992-95

INTERCEPTIONS THROWN

Game

5 — Willie Gillus vs. Virginia Union, 10/22/83

Career

38 — Aaron Sparrow, 1992-95

RECEIVING

YARDS

Game

305 — Howard Gilmore vs. Morgan State, 11/22/03

Career

4,468 — James Roe, 1992-95

RECEPTIONS

Game

13 — Howard Gilmore vs. Morgan State, 11/22/03

Career

241 — James Roe, 1992-95

YARDS PER RECEPTION

Game

47.3 (4-189) — Ray Jarvis vs. West Virginia State, 1969

Career

21.5 (54-1,161) — Michael Howard, 1988-91

TOUCHDOWNS

Game

3 — Isaac White vs. Bethune-Cookman, 10/24/15;
 James Roe vs. Kentucky State, 11/12/94; Gary Morris vs. Southern Connecticut, 10/27/90; Eric Still vs. Virginia State, 11/5/88

Career

46 — James Roe, 1992-95

TOTAL OFFENSE

Game

509 — Aaron Sparrow vs. Winston-Salem State, 10/8/94

Career

8,478 — Aaron Sparrow, 1992-95

SCORING

TOUCHDOWNS

Game

5 — Orlando Goodhope vs. Livingstone, 11/12/83

Career

46 — James Roe, 1992-95

POINTS

Game

30 — Orlando Goodhope vs. Livingstone, 11/12/83

Career

296 (46 TD) — James Roe, 1992-95

DEFENSE

TACKLES

Game

30 — Kevin Talley vs. Savannah State, 9/11/04

Career

416 — Kevin Talley, 2001-04

INTERCEPTIONS

Game

4 — Reggie Smallwood vs. Elizabeth City State, 1979

Career

24 — Mike Ellis, 1976-79

MISCELLANEOUS

Longest Running Play: 85 — Keith Johnson vs. Savannah State, 11/5/11

Longest TD Run: 83 — Orlando Goodhope vs. Virginia Union, 1980

Longest Pass Play & TD Pass:

98 (TD) — Derrick Demps from Chris Walley vs. Old Dominion, 11/26/11

Longest Field Goal:

53 — Lawrence Holmes vs. Kentucky State, 10/31/92

Longest Punt:

79 — Antonio Gomez vs. N.C. A&T, 10/4/03

Punting Yards, Career:

9,053 — Lawrence Holmes, 1990-93

Punting Average, Career:

41.0 — Dylan Shaddix, 2012 & 2014

Longest Punt Return:

89 — Donnie Morris vs. Bloomsburg, 9/3/88

Longest Kick Return:

100 (TD) — Marcus Taylor vs. J. Madison, 9/16/17

Longest Fumble Return:

96 (TD) — J.T. Wahee vs. Fla. A&M, 10/7/17

Longest Interception Return:

100 (TD) — Joe Scott vs. Fayetteville St., 9/19/81

Highest Per-Game Rushing Average, Career:

87.1 (3,649 in 42 games) — LaRue Harrington, 1976-79

Consecutive Passes Completed, Game:

13 — Aaron Sparrow vs. Bethune-Cookman, 11/14/92

Highest Punt Return Avg, Season (Min. 5 PR):

22.8 (5-144) — George Parker, 1981

Highest Kickoff Return Average, Season:

27.7 (30-832) — Anthony Owens, 2002

Passes Broken Up, Season:

27 — Joe Scott, 1981



Norfolk State University Football

INDIVIDUAL CAREER RECORDS

CAREER RECORDS

SCORING

No.	Names (Years)	G	TD	FG	PAT	2XPT	PTS
1.	James Roe (1992-95)	41	46	0	0	10	296
2.	Orlando Goodhope (1980-83)	38	41	0	0	0	246
3.	Daryl Jones (2004-07)	42	39	0	0	0	234
4.	LaRue Harrington (1976-79)	42	35	0	0	2	214
5.	Cameron Marouf (2013-16)	43	0	37	50	0	161

Vacated by NCAA:

DeAngelo Branche (2006-10)	44	37	0	0	0	0	222
----------------------------	----	----	---	---	---	---	-----

TOTAL OFFENSE

No.	Name (Years)	G	Rush	Pass	Net	Avg/G
1.	Aaron Sparrow (1992-95)	38	-280	8758	8478	223.1
2.	Chris Walley (2010-11)	23	477	4531	5008	217.7
3.	Greg Hankerson Jr. (2015-16)	22	963	3770	4733	215.1
4.	Robert Morris (1995-97)	31	38	4263	4301	138.7
5.	Casey Hansen (2006-07)	22	-349	4277	3928	178.5

Vacated by NCAA:

Dennis Brown (2008-09)	23	846	3771	4617	200.7
------------------------	----	-----	------	------	-------

RUSHING

No.	Name (Years)	G	Rush	Yards	Avg.	Avg/G
1.	LaRue Harrington (1976-79)	42	825	3659	4.4	87.1
2.	Terrell Johnson (2002-05)	36	556	2821	5.1	78.4
3.	Orlando Goodhope (1980-83)	38	543	2791	5.1	73.4
4.	Daryl Jones (2004-07)	42	529	2402	4.5	60.0
5.	Angelo Todd (1997-99)	30	510	2278	4.5	75.9

Vacated by NCAA:

DeAngelo Branche (2006-10)	44	741	3678	4.9	83.6
----------------------------	----	-----	------	-----	------

RECEIVING YARDS

No.	Name (Years)	G	Rec.	Yards	Avg.	Avg/G
1.	James Roe (1992-95)	41	239	4468	18.7	109.0
2.	Darius Blount (1993-96)	37	162	2501	15.4	67.6
3.	Howard Gilmore (2001-04)	38	140	2459	17.6	64.7
4.	Ray Jarvis (1968-71)	33	104	2211	21.3	67.0
5.	Marty Conner (1993-96)	38	120	1661	13.8	43.7

RECEPTIONS

No.	Name (Years)	G	Rec.	Yards	Avg.	Rec/G
1.	James Roe (1992-95)	41	239	4468	18.7	5.8
2.	Darius Blount (1993-96)	37	162	2501	15.4	4.4
3.	Howard Gilmore (2001-04)	38	140	2459	17.6	3.7
4.	Xavier Boyce (2011-12)	23	126	1373	10.9	5.5
5.	Marty Conner (1993-96)	38	120	1661	13.8	3.1

PASSING

No.	Name (Years)	G	Cmp-Att-Int	Pct.	Yards	TD
1.	Aaron Sparrow (1992-95)	38	617-1119-38	.551	8758	79
2.	Chris Walley (2010-11)	23	406-620-14	.655	4531	29
3.	Casey Hansen (2006-07)	22	312-593-24	.526	4277	19
4.	Robert Morris (1995-97)	31	351-726-28	.483	4263	32
5.	Kermit Buggs (1990-93)	35	211-480-27	.440	3874	37

INTERCEPTIONS

No.	Name (Years)	G	Int.	Yards	Avg.	Int/G
1.	Mike Ellis (1977-79)	30	24	339	14.1	0.8
2.	Reggie Smallwood (1978-81)	36	18	301	16.7	0.5
	Terrell Whitehead (2006-09)	43	18	336	18.7	0.4
4.	Raymond Lee (1977-80)	42	16	242	15.1	0.4
5.	Tony Knight (1973-76)	44	15	247	16.5	0.3

PUNTING AVG.

No.	Name (Years)	G	Punts	Yards	Avg.
1.	Dylan Shaddix (2012, 2014)	22	126	5161	41.0
2.	Lawrence Holmes (1990-93)	41	234	9053	38.7
3.	Billy Rudd (2008-09)	23	109	4203	38.6
4.	Bruce Cinibulk (1987-89)	27	131	4996	38.1
5.	Brian Evans (1980-82)	30	144	5491	38.1

Norfolk State University Football



INDIVIDUAL SEASON RECORDS

SINGLE-SEASON RECORDS

SCORING

No.	Name	G	TD	FG	PAT	XPT	PTS
1.	Angelo Todd (1998)	11	19	0	0	0	114
2.	James Roe (1994)	10	17	0	5	0	112
3.	James Roe (1995)	10	15	0	5	0	100
4.	Daryl Jones (2007)	11	15	0	0	0	90
5.	LaRue Harrington (1976)	12	14	0	2	0	88
6.	Chris Bell (2009)	11	13	0	0	0	78
	Orlando Goodhope (1980)	10	13	0	0	0	78
8.	Justin Castellat (2007)	11	0	15	0	27	72
	LaRue Harrington (1979)	11	12	0	0	0	72
10.	Condie Pugh (1972)	10	10	0	5	0	70
11.	Justin Castellat (2008)	12	0	11	0	35	68
12.	DeAngelo Branche (2009)	11	11	0	0	0	66
	Anthony Johnson (1984)	11	11	0	0	0	66
	Orlando Goodhope (1981)	9	11	0	0	0	66
15.	John Quinerly (1996)	11	10	0	1	0	62
<i>Vacated by NCAA:</i>							
	Ryan Estep (2011)	12	0	20	0	34	94
	DeAngelo Branche (2010)	11	13	0	0	0	78

TOUCHDOWNS

No.	Name	TD	Year
1.	Angelo Todd	19	1998
2.	James Roe	17	1994
3.	Daryl Jones	15	2007
	James Roe	15	1995
5.	LaRue Harrington	14	1976
6.	Chris Bell	13	2009
	Orlando Goodhope	13	1980
8.	LaRue Harrington	12	1979
9.	DeAngelo Branche	11	2009
	Anthony Johnson	11	1984
	Orlando Goodhope	11	1981
12.	DeAngelo Branche	10	2008
	Daryl Jones	10	2006
	Daryl Jones	10	2005
	John Quinerly	10	1996
	James Roe	10	1992
	Gary Morris	10	1991
	Condie Pugh	10	1972
<i>Vacated by the NCAA:</i>			
	DeAngelo Branche	13	2010

TOTAL OFFENSE

No.	Name	Net	Year
1.	Aaron Sparrow	3,330	1995
2.	Aaron Sparrow	3,152	1994
3.	Chris Walley	2,959	2011
4.	Greg Hankerson	2,475	2015
5.	Greg Hankerson	2,258	2016
6.	Robert Morris	2,078	1997
7.	Chris Walley	2,049	2010
8.	Kermit Buggs	2,048	1993
9.	Casey Hansen	2,038	2006
10.	Dennis Brown	2,008	2008
11.	Juwan Carter	1,966	2017
12.	Willie Gillus	1,899	1985
13.	Casey Hansen	1,890	2007
14.	Robert Morris	1,846	1996
15.	Maurice Selby	1,776	1998
<i>Vacated by NCAA:</i>			
	Dennis Brown	2,608	2009

TOTAL OFFENSE PER GAME (MIN. 6 GAMES PLAYED)

No.	Name	Avg/G	Year
1.	Aaron Sparrow	330.0 (10-3,300)	1995
2.	Aaron Sparrow	315.2 (10-3,152)	1994
3.	Chris Walley	246.6 (12-2,959)	2011
4.	Robert Morris	230.9 (9-2,078)	1997
5.	Greg Hankerson	225.0 (11-2,475)	2015
6.	Greg Hankerson	205.3 (11-2,258)	2016

7.	Kermit Buggs	204.8 (10-2,048)	1993
8.	Willie Gillus	189.9 (10-1,899)	1985
9.	Chris Walley	186.3 (11-2,049)	2010
10.	Casey Hansen	185.3 (11-2,038)	2006
11.	Juwan Carter	178.7 (11-1,966)	2017
12.	Casey Hansen	171.8 (11-1,890)	2007
13.	Robert Morris	167.8 (11-1,846)	1996
14.	Dennis Brown	167.3 (12-2,008)	2008
15.	Maurice Selby	161.5 (11-1,776)	1998
<i>Vacated by the NCAA:</i>			
	Dennis Brown	237.1 (11-2,608)	2009

RUSHING YARDS

No.	Name	Yards	Year
1.	Angelo Todd	1,467	1998
2.	Tony Johnson	1,310	1984
3.	Daryl Jones	1,134	2007
4.	Rolandan Finch	1,113	2013
5.	LaRue Harrington	1,090	1977
6.	LaRue Harrington	1,059	1976
7.	DeAngelo Branche	1,055	2008
8.	LaRue Harrington	1,026	1979
9.	John Quinerly	1,020	1996
10.	Orlando Goodhope	994	1980
11.	DeAngelo Branche	922	2009
12.	Terrell Johnson	888	2002
13.	Damien Smith	841	2000
14.	Terrell Johnson	817	2005
15.	Mikel Waugh	718	1990
<i>Vacated by NCAA:</i>			
	DeAngelo Branche	1,330	2010

RUSHES

No.	Name	Rushes	Year
1.	Anthony Johnson	310	1984
2.	Angelo Todd	286	1998
3.	LaRue Harrington	272	1979
4.	Daryl Jones	254	2007
5.	LaRue Harrington	242	1977
6.	DeAngelo Branche	229	2008
7.	Rolandan Finch	235	2013
8.	John Quinerly	213	1997
9.	LaRue Harrington	204	1976
10.	Orlando Goodhope	193	1980
11.	Damien Smith	184	2000
12.	DeAngelo Branche	175	2009
13.	Angelo Todd	174	1999
14.	Terrell Johnson	168	2002
15.	Greg Hankerson	166	2016
<i>Vacated by the NCAA:</i>			
	DeAngelo Branche	272	2010

YARDS PER RUSH (MIN. 50 ATTEMPTS)

No.	Name	Avg.	Year
1.	Jimmie Gordon	8.2	1960
2.	Jeffrey Henderson	6.9	1992
3.	Orlando Goodhope	6.1	1983
	Mikel Waugh	6.1	1989
5.	Ricky Wood	6.0	1993
6.	Donnie Luster	5.9	1976
7.	Mikel Waugh	5.8	1990
8.	Condie Pugh	5.7	1972
	DeAngelo Branche	5.7	2006
	Don Evans	5.7	1973
11.	Terrell Johnson	5.6	2005
	Karlsten Skinner	5.6	1991
	Raymond Edmonds	5.6	1963
	Karlsten Skinner	5.6	1989
	Bernie McKie	5.6	1974



Norfolk State University Football

INDIVIDUAL SEASON RECORDS

RUSHING YARDS PER GAME

(min. 6 games played)

No.	Name	Avg/G	Year
1.	Angelo Todd	126.6	1998
2.	Anthony Johnson	119.1	1984
3.	Daryl Jones	103.1	2007
4.	Orlando Goodhope	99.4	1980
5.	LaRue Harrington	99.0	1977
6.	Damien Smith	93.4	2000
7.	LaRue Harrington	93.3	1979
8.	Rolandan Finch	92.8	2013
9.	John Quinerly	92.7	1996
10.	Terrell Johnson	88.8	2003
11.	LaRue Harrington	88.3	1976
12.	DeAngelo Branche	87.9	2008
13.	Orlando Goodhope	84.2	1983
14.	DeAngelo Branche	83.8	2009
15.	Jeffrey Henderson	82.3	1992

Vacated by the NCAA:

DeAngelo Branche	120.9	2010
------------------	-------	------

RUSHING TOUCHDOWNS

No.	Name	TD	Year
1.	Angelo Todd	19	1998
2.	Daryl Jones	15	2007
3.	LaRue Harrington	14	1976
4.	Anthony Johnson	11	1984
5.	DeAngelo Branche	10	2009
	DeAngelo Branche	10	2008
	Orlando Goodhope	10	1981
	Orlando Goodhope	10	1980
	LaRue Harrington	10	1979
	Condie Pugh	10	1972
11.	Daryl Jones	9	2006
	Terrell Johnson	9	2002
13.	Monte' Anthony	8	2006
	Terrell Johnson	8	2005
	Orlando Goodhope	8	1983
	LaRue Harrington	8	1977
	Randy Robinson	8	1975

Vacated by NCAA:

DeAngelo Branche	13	2010
------------------	----	------

RECEIVING YARDS

No.	Name	Yards	Year
1.	James Roe	1,454	1994
2.	James Roe	1,248	1995
3.	Chris Bell	958	2009
4.	Darius Blount	929	1996
5.	James Roe	916	1993
6.	James Roe	850	1992
7.	Gary Morris	839	1991
8.	Delvin Peeks	837	1999
9.	Howard Gilmore	829	2003
10.	Darius Blount	800	1994
11.	Leon Jarvis	794	1969
12.	Xavier Boyce	750	2011
13.	Leonard Hopkins	734	1985
14.	Eric Still	721	1988
15.	Howard Gilmore	715	2004

RECEPTIONS

No.	Name	Rec.	Year
1.	James Roe	77	1994
2.	Xavier Boyce	68	2011
3.	James Roe	64	1995
4.	Marcus Taylor	60	2017
5.	Xavier Boyce	58	2012
6.	Darius Blount	57	1994
7.	Darius Blount	55	1996
8.	James Roe	52	1993
9.	Chris Bell	51	2009

10.	Delvin Peeks	50	1999
11.	Ronald Boone	49	1995
12.	Isaac White	48	2014
13.	Howard Gilmore	47	2003
	Marty Conner	47	1995
	Jeff Gunn	47	1981

Vacated by the NCAA:

Victor Hairston	52	2010
Victor Hairston	51	2011

YARDS PER RECEPTION

(min. 15 receptions)

No.	Name	Avg.	Year
1.	Ray Jarvis	30.8 (18-555)	1970
2.	Tyrone Sellers	30.3 (17-515)	1998
3.	Ray Jarvis	24.8 (32-794)	1969
4.	Lewis Turner	23.6 (17-401)	1962
5.	Gary Morris	23.3 (36-839)	1991
6.	Charles Burnett	22.0 (21-462)	2001
7.	Derrick Demps	21.9 (19-417)	2011
8.	Clarence Brock	21.2 (17-361)	1986
9.	Michael Howard	20.8 (20-416)	1991
10.	Michael Howard	20.3 (16-325)	1990
11.	Derrick Baker	19.6 (17-334)	2006
12.	James Roe	19.5 (64-1,248)	1995
13.	Doug Hampton	19.4 (16-310)	1999
14.	Howard Gilmore	19.3 (37-715)	2004
	Ronnie Tillis	19.3 (20-386)	1972

RECEIVING TOUCHDOWNS

No.	Name	TD	Year
1.	James Roe	17	1994
2.	James Roe	15	1995
3.	Chris Bell	13	2009
4.	Gary Morris	10	1991
5.	Darius Blount	9	1995
	James Roe	9	1992
	Eric Still	9	1988
8.	James Whitley	8	1993
9.	Isaac White	7	2014
	Isaac White	7	2014
	Tyrone Sellers	7	1998
	Tyrone Sellers	7	1997
	Darius Blount	7	1994
	Leonard Hopkins	7	1985
	Ray Jarvis	7	1970
	Ray Jarvis	7	1969

PASSING YARDS

No.	Name	Yards	Year
1.	Aaron Sparrow	3,434	1995
2.	Aaron Sparrow	3,212	1994
3.	Chris Walley	2,672	2011
4.	Casey Hansen	2,166	2006
5.	Robert Morris	2,116	1997
6.	Casey Hansen	2,111	2007
7.	Greg Hankerson	2,052	2015
8.	Kermit Buggs	2,024	1993
9.	Willie Gillus	2,010	1985
10.	Robert Morris	1,919	1996
11.	Chris Walley	1,859	2010
12.	Juwan Carter	1,827	2017
13.	Maurice Selby	1,807	1998
14.	Greg Hankerson	1,718	2016
15.	Brandon Brooks	1,626	2005

Vacated by NCAA:

Dennis Brown	2,228	2009
--------------	-------	------

PASS COMPLETIONS

No.	Name	Comp.	Year
1.	Chris Walley	239	2011
2.	Aaron Sparrow	238	1995

3.	Aaron Sparrow	216	1994
4.	Robert Morris	191	1997
5.	Juwan Carter	182	2017
6.	Greg Hankerson	177	2015
7.	Chris Walley	167	2010
8.	Casey Hansen	164	2007
9.	Dennis Brown	154	2008
10.	Greg Hankerson	152	2016
11.	Robert Morris	151	1996
12.	Casey Hansen	148	2006
13.	Maurice Selby	126	1998
14.	Willie Gillus	122	1985
15.	Kermit Buggs	119	1993

Vacated by the NCAA:

Dennis Brown	161	2009
--------------	-----	------

COMPLETION PERCENTAGE

(min. 100 attempts)

No.	Name	Pct.	Year
1.	Chris Walley	.687 (239-348)	2011
2.	Chris Walley	.614 (167-272)	2010
3.	Jake Basmagian	.605 (92-152)	2012
4.	Aaron Sparrow	.598 (216-361)	1994
5.	Tyler Clark	.589 (106-180)	2013
6.	Aaron Sparrow	.582 (238-409)	1995
7.	Nico Flores	.566 (99-175)	2012
8.	Ron Jones	.553 (63-114)	1988
9.	Robert Morris	.544 (191-351)	1997
10.	Terrance Ervin	.543 (102-188)	2014
11.	Juwan Carter	.532 (165-310)	2017
12.	Casey Hansen	.529 (164-310)	2007
13.	Greg Hankerson	.526 (152-289)	2016
14.	Casey Hansen	.523 (148-283)	2006
15.	Raynard Revels	.518 (58-112)	1980

Vacated by the NCAA:

Dennis Brown	.567 (161-284)	2009
--------------	----------------	------

PASSING ATTEMPTS

No.	Name	Att.	Year
1.	Aaron Sparrow	409	1995
2.	Aaron Sparrow	361	1994
3.	Robert Morris	351	1997
4.	Chris Walley	348	2011
5.	Greg Hankerson	347	2015
6.	Robert Morris	331	1996
7.	Juwan Carter	310	2017
	Casey Hansen	310	2007
9.	Dennis Brown	307	2008
10.	Maurice Selby	304	1998
11.	Greg Hankerson	289	2016
12.	Casey Hansen	283	2006
13.	Chris Walley	272	2010
14.	Willie Gillus	242	1985
15.	Kermit Buggs	240	1993

Vacated by the NCAA:

Dennis Brown	284	2009
--------------	-----	------

PASSING EFFICIENCY

(min. 100 attempts)

No.	Name	Eff.	Year
1.	Aaron Sparrow	155.15	1994
2.	Chris Walley	147.74	2011
3.	Aaron Sparrow	147.69	1995
4.	Kermit Buggs	136.01	1993
5.	Ron Jones	132.14	1988
6.	Raynard Revels	130.79	1980
7.	Willie Gillus	129.89	1985
8.	Kermit Buggs	127.26	1991
9.	Steve Graeff	126.67	1974
10.	Joe Bryant	126.07	1990
11.	Chris Walley	125.06	2010
12.	Harvey Dorsey	123.23	1969

Norfolk State University Football

INDIVIDUAL SEASON RECORDS



13.	Terrance Ervin	117.26	2014
14.	Casey Hansen	116.94	2006
15.	Brandon Brooks	114.72	2005
<i>Vacated by the NCAA:</i>			
	Dennis Brown	134.35	2009

PASSING TOUCHDOWNS

No.	Name	TD	Year
1.	Aaron Sparrow	32	1995
2.	Aaron Sparrow	31	1994
3.	Chris Walley	19	2011
4.	Kermit Buggs	18	1993
5.	Robert Morris	15	1997
	Willie Gillus	15	1985
7.	Robert Morris	14	1996
8.	Juwan Carter	13	2017
	Greg Hankerson	13	2015
	Maurice Selby	13	1998
	Kermit Buggs	13	1991
12.	Brandon Brooks	12	2005
13.	Aaron Sparrow	11	1992
	Raynard Revels	11	1981
	Steve Graeff	11	1974
	Isaac Fullard	11	1970
<i>Vacated by the NCAA:</i>			
	Dennis Brown	18	2009

INTERCEPTIONS THROWN

No.	Name	Int.	Year
1.	Maurice Selby	19	1998
	Willie Gillus	19	1983
3.	Jon Roberts	18	2000
	Robert Morris	18	1997
4.	Casey Hansen	16	2006
5.	Robert Morris	15	1996
	Jimmy Robinson	15	1979
	McDaniel Anderson	15	1972
	Isaac Fullard	15	1970
10.	Aaron Sparrow	14	1995
	Aaron Sparrow	14	1994
12.	Willie Gillus	13	1985
13.	Dennis Brown	12	2008
	McDaniel Anderson	12	1971
15.	Jake Basmagian	11	2012
	Kermit Buggs	11	1993
	Kermit Buggs	11	1991
	Raynard Revels	11	1981
	Steve Graeff	11	1976
	Steve Graeff	11	1973
<i>Vacated by the NCAA:</i>			
	Dennis Brown	13	2009

TACKLES

No.	Name	Tackles	Year
1.	Kevin Talley	195	2003
2.	Deon King	163	2015
3.	Ronnie Palmer	145	1980
4.	Willie Springs	143	1975
5.	Byron Grier	136	1975
6.	Kevin Talley	135	2004
7.	Ervin Jones	134	1977
8.	Dennis Anderson	133	1977
9.	Tommy Bond	132	1977
10.	Mike Ellis	127	1977
11.	Ben Harges	125	2003
12.	Anthony Smith	124	2017
	Mel Riddick	124	1977
	James Doughtie	124	1976
15.	Dennis Anderson	123	1978

INTERCEPTIONS

No.	Name	INT	Year
1.	Mike Ellis	12	1977
2.	Mike Ellis	10	1979

3.	Jesse Chavis III	9	1991
4.	Larry Bryant	7	1988
	Bob Colbert	7	1974
6.	Terrell Whitehead	6	2007
	Leroy Haynesworth	6	1991
	Raymond Lee	6	1979
	Reggie Smallwood	6	1979
	Jim Flowers	6	1976
11.	Sandy Chapman	5	2016
	Darrin Marrow	5	2013
	Terrell Whitehead	5	2009
	Don Carey	5	2008
	Daniel Hammett	5	2005
	Robert Weaver	5	1996
	Lonnie White	5	1996
	Bruce Manley	5	1983
	Reggie Smallwood	5	1980
	Jim Flowers	5	1975
	Eddie London	5	1972

INTERCEPTION YARDS

No.	Name	Yards	Year
1.	Mike Ellis	257	1977
2.	Jesse Chavis III	179	1991
3.	Daniel Hammett	177	2005
4.	Reggie Smallwood	166	1979
5.	Carlos Robertson	163	1994
6.	Terrell Whitehead	130	2009
7.	Don Carey	115	2008
8.	Larry Bryant	110	1988
9.	Joe Scott	109	1981
10.	Raymond Lee	94	1979
11.	Terrell Whitehead	92	2007
12.	Leon Grove	90	2000
13.	Robert Ross	86	1993
	James Doughtie	86	1977
15.	Rodney Brown	85	1989

PASSES BROKEN UP

No.	Name	BRUP	Year
1.	Joe Scott	27	1981
2.	Pat Creecy	23	1984
	Glen Jones	23	1984
4.	Leroy Haynesworth	19	1990
5.	Larry Bryant	18	1988
6.	Marcus Gray	17	2002
	Pat Creecy	17	1985
8.	Frank Smith	16	1985
	Bruce Manley	16	1984
10.	Kyle Grove	15	2001
11.	Alton Perkins	14	2002
12.	Douglas Cuffee	13	1985
13.	D'Metrius Williams	12	2015
	Leroy Haynesworth	12	1989
	Douglas Cuffee	12	1984

SACKS

No.	Name	Sacks	Year
1.	Theodore Bates	14.0	1985
2.	A.J. Jimerson	13.0	1989
	Quintan Ward	13.0	1984
4.	John Green	12.5	1996
5.	Jamal Naji	12.0	2002
6.	Jelani Fiar	11.0	2000
	Rodney Baylor	11.0	1987
	Johnny Washington	11.0	1984
	Cadillac Harris	11.0	1977
	Maurice Webber	10.0	1993
11.	Deon King	9.5	2013
	Mike Kelly	9.5	2001
13.	Naji Jamal	9.0	1999
14.	Lynden Trail	8.5	2013

15.	George Riddick	8.0	2014
	Jamal Giddens	8.0	2011
	Robert Johnson	8.0	1996
	Donroy Moore	8.0	1984

TACKLES FOR LOSS

No.	Name	TFL	Year
1.	Jamal Naji	27.0	2002
2.	John Green	24.0	1996
3.	Brent Sanders	23.0	2001
4.	Mike Kelly	22.0	2001
5.	Jamal Naji	21.0	2001
6.	Jelani Fiar	19.0	2000
7.	Deon King	18.5	2013
8.	Deon King	18.0	2014
	Tarvois Carnes	18.0	2000
	Robert Johnson	18.0	1996
11.	Lynden Trail	17.0	2012
	Travois Carnes	17.0	1999
13.	John Jones	14.5	2002
14.	Corwin Hammond	14.0	2011
	James Walton	14.0	1994

FORCED FUMBLES

No.	Name	FF	Year
1.	Lynden Trail	5	2013
2.	Kyle Archie	3	2017
	Nigel Chavis	3	2017
	D'Metrius Williams	3	2015
	Marcell Coke	3	2013
	Keenan Lambert	3	2013
	Marcell Coke	3	2012
	Jamal Giddens	3	2012
	Chad Battles	3	2011
	Brandon Feagin	3	2004
	Kevin Talley	3	2004

PUNTS

No.	Name	Punts	Year
1.	Terry Cornett	85	2000
2.	Dalton Fraser	75	2013
	Antonio Gomez	75	2003
4.	Dylan Shaddix	73	2014
5.	Lawrence Holmes	70	1992
	Tony Harris	70	1977
6.	Bo Lomax	69	2015
7.	Steve Burlas	66	1979
	Jackie Simmons	66	1975
	Ron Tillis	66	1974
10.	Dale Browder	65	1984
11.	Robert Morris	64	1996
12.	Billy Rudd	63	2008
13.	Taylor Goettie	62	2017
14.	Troy Muenzer	61	2011
	Gideon Tekola	61	2002
	Lawrence Holmes	61	1993

PUNTING YARDS

No.	Name	Yards	Year
1.	Terry Cornette	3,165	2000
2.	Dylan Shaddix	3,012	2014
3.	Dalton Fraser	2,757	2013
4.	Lawrence Holmes	2,712	1992
5.	Antonio Gomez	2,539	2003
6.	Tony Harris	2,523	1977
7.	Billy Rudd	2,475	2008
8.	Ron Tillis	2,448	1974
9.	Taylor Goettie	2,403	2017
10.	Lawrence Holmes	2,396	1993
11.	Bo Lomax	2,340	2015
12.	Dale Browder	2,313	1985
13.	Jackie Simmons	2,300	1975



Norfolk State University Football

INDIVIDUAL SEASON RECORDS

14.	Robert Morris	2,264	1996
15.	Troy Muenzer	2,242	2011

PUNTING AVERAGE

(min. 30 punts)

No.	Name	Yards	Year
1.	Dylan Shaddix	41.3 (73-3,012)	2014
2.	Dylan Shaddix	40.5 (53-2,149)	2012
3.	Lawrence Holmes	39.7 (56-2,225)	1991
4.	Billy Rudd	39.3 (63-2,475)	2008
	Lawrence Holmes	39.3 (61-2,396)	1993
6.	Bruce Cinibulk	39.2 (56-2,197)	1987
	Ron Tillis	39.2 (48-1,882)	1973
8.	Taylor Goettie	38.8 (62-2,403)	2017
9.	Lawrence Holmes	38.7 (70-2,712)	1992
10.	Antonio Gomez	38.4 (41-1,573)	2006
11.	Brian Evans	38.1 (43-1,637)	1981
12.	Antonio Gomez	37.8 (51-1,929)	2005
13.	Billy Rudd	37.6 (46-1,728)	2009
14.	Bruce Cinibulk	37.5 (52-1,948)	1989
15.	Terry Cornett	37.2 (85-3,165)	2000

PUNT RETURNS

No.	Name	Returns	Year
1.	Chad Smith	33	2000
2.	Chad Smith	32	2001
3.	Val Manns	29	1985
4.	Anthony Owens	27	2002
5.	Jeff Gunn	23	1981
	Dwight Seatt	23	1977
7.	Michael Howard	22	1990
8.	Dwight Sweatt	22	1978
9.	Delvin Peeks	21	1999
	Dwight Sweatt	21	1979
11.	Steve Bailey	20	1987
12.	Michael Howard	19	1991
13.	Steve Bailey	17	1989
14.	Emery Sammons	16	2005
	Rashad Howard	16	2007
	Lydell Finley	16	1997
	Raynard Revels	16	1984

PUNT RETURN YARDS

No.	Name	Yards	Year
1.	Chad Smith	423	2000
2.	Dwight Sweatt	298	1977
3.	Dwight Sweatt	287	1979
4.	Dennis Morris	283	1988
5.	Steve Bailey	268	1987
6.	Larry Stepney	262	1973
7.	Lydell Finley	254	1997
8.	Dwight Sweatt	237	1979
9.	Anthony Owens	232	2002
10.	Rashad Howard	224	2006
11.	Emery Sammons	223	2006
12.	Delvin Peeks	215	1999
13.	Donnie Morris	207	1989
14.	Dwight Fluker-Berry	205	2010
15.	Chad Smith	204	2001

PUNT RETURN AVERAGE

(min. 5 punt returns)

No.	Name	Avg.	Year
1.	George Parker	28.8 (5-144)	1981
2.	Donnie Morris	23.6 (12-283)	1988
3.	George Parker	22.8 (5-144)	1981
4.	James Roe	22.6 (8-181)	1992
5.	Rashad Howard	22.4 (10-224)	2006
6.	Larry Stepney	21.8 (12-262)	1973
7.	Dwight Fluker-Berry	20.5 (10-205)	2010
8.	Glen Jones	20.4 (5-102)	1983
9.	Emery Sammons	18.6 (12-223)	2006

10.	Darius Wilson	17.4 (11-191)	2014
11.	Dario Walker	16.3 (7-114)	2008
12.	Lydell Finley	15.9 (16-254)	1997
	Donnie Morris	15.9 (13-207)	1989
14.	James Roe	15.1 (10-151)	1994
15.	Darryl Brown	14.8 (6-89)	1986

KICK RETURNS

No.	Name	Returns	Year
1.	Monte' Anthony	34	2003
2.	Collin Frazer	32	2013
3.	Marcus Taylor	30	2017
	Anthony Owens	30	2002
	Brian Rountree	30	1994
6.	Rashad Howard	29	2007
7.	Marcus Taylor	27	2016
8.	Dwight Fluker-Berry	26	2009
	Chad Smith	26	2000
10.	Rashad Howard	25	2006
	Donnie Morris	25	1987
12.	Marcus Taylor	22	2015
	Dwight Fluker-Berry	22	2010
	Fonzo Wiggins	22	1986
15.	Reggie Bureau	21	1995
	Fonzo Wiggins	21	1984

KICK RETURN YARDS

No.	Name	Yards	Year
1.	Anthony Owens	832	2002
2.	Marcus Taylor	714	2017
3.	Rashad Howard	698	2007
4.	Brian Rountree	692	1994
5.	Monte' Anthony	685	2003
6.	Marcus Taylor	598	2016
7.	Dwight Fluker-Berry	572	2009
8.	Collin Frazer	554	2013
9.	Donnie Morris	523	1987
10.	Rashad Howard	522	2006
11.	Chad Smith	521	2000
12.	Fonzo Wiggins	504	1984
13.	Fonzo Wiggins	495	1986
14.	Chad Smith	429	1999
15.	Dwight Fluker-Berry	424	2008

KICK RETURN AVERAGE

(min. 10 returns)

No.	Name	Avg.	Year
1.	Anthony Owens	27.7 (30-832)	2002
2.	Dwight Fluker-Berry	26.5 (16-424)	2008
3.	Rashad Howard	24.1 (29-698)	2007
	Ben Anderson	24.1 (14-338)	2001
5.	Fonzo Wiggins	24.0 (21-504)	1984
6.	Marcus Taylor	23.8 (30-714)	2017
7.	Brian Rountree	23.7 (12-284)	1993
8.	Duncan Howard	23.6 (16-379)	1977
9.	Dwight Sweatt	23.4 (11-258)	1976
10.	Brian Rountree	23.1 (30-692)	1994
	Condie Pugh	23.1 (16-370)	1971
12.	Fonzo Wiggins	22.5 (22-495)	1986
13.	Marcus Taylor	22.1 (27-598)	2016
14.	Dwight Fluker-Berry	22.0 (26-572)	2009
15.	Will Smith	21.7 (11-239)	1998
	Lydell Finley	21.7 (18-390)	1997
	Donnie Morris	21.7 (15-326)	1988

ALL-PURPOSE YARDS

No.	Name	Yards	Year
1.	James Roe	1,605	1994
2.	Angelo Todd	1,458	1998
3.	Orlando Goodhope	1,417	1980
4.	Marcus Taylor	1,392	2017
5.	Anthony Johnson	1,384	1984

7.	LaRue Harrington	1,384	1977
	James Roe	1,383	1995
8.	Rolandan Finch	1,291	2013
9.	Daryl Jones	1,257	2007
10.	LaRue Harrington	1,256	1976
11.	LaRue Harrington	1,236	1979
12.	Monte' Anthony	1,185	2003
13.	DeAngelo Branche	1,172	2009
	John Quinerly	1,172	1996
15.	Condie Pugh	1,142	1972

FIELD GOALS

No.	Name	FG	Year
1.	Justin Castellat	15	2007
2.	Cameron Marouf	11	2016
	Everett Goldberg	11	2012
	Justin Castellat	11	2008
5.	Cameron Marouf	10	2014
	Antonio Gomez	10	2005
7.	Dale Browder	9	1985
	Dale Browder	9	1984
	Steve Burlas	9	1978
10.	Cameron Marouf	8	2015
	Cameron Marouf	8	2013
	Tony Smiley	8	1977
13.	Antonio Gomez	7	2006
	Gideon Tekola	7	2002
	Dale Browder	7	1983

Vacated by the NCAA:

	Ryan Estep	20	2011
	Ryan Estep	11	2010

EXTRA POINTS

No.	Name	PAT	Year
1.	Justin Castellat	35	2008
2.	Justin Castellat	31	2009
3.	Justin Castellat	27	2007
4.	Steve Williams	25	1989
5.	Antonio Gomez	24	2005
	Dale Browder	24	1985
7.	Lawrence Holmes	23	1990
8.	Nathan Plattler	22	1995
	Allen Bridgefoth	22	1986
10.	Antonio Gomez	21	2006
	Antonio Gomez	21	2004
	Dale Browder	21	1984
	Steve Burlas	21	1979
14.	Cameron Marouf	20	2015
	Antonio Gomez	20	2003
	Gideon Tekola	20	2002
	Stephen Verdi	20	1996

Vacated by the NCAA:

	Ryan Estep	34	2011
	Ryan Estep	26	2010

Norfolk State University Football

SEASON-BY-SEASON LEADERS



SEASON-BY-SEASON LEADERS

(Note: Some statistics prior to 1970 are unavailable. Contact the NSU Sports Information Office with proof of any verifiable change.)

Names in **bold** represent single-season record holders

SCORING

Year	Name	G	TD	FG	PAT	2-PT	PTS
1970	Larry James	9	7	0	0	0	42
	Ray Jarvis	9	7	0	0	0	42
1971	Steve Watson	8	0	3-5	5-7	0	14
1972	Condie Pugh	10	10	0	0	5	70
1973	Donald Evans	10	7	0	0	1	44
1974	Ken Moody	11	7	0	0	0	42
1975	Randy Robinson	11	8	0	0	0	48
1976	LaRue Harrington	12	14	0	0	2	88
1977	LaRue Harrington	11	8	0	0	0	48
1978	Steve Burlas	10	0	9-15	13-15	0	40
1979	LaRue Harrington	11	12	0	0	0	72
1980	Orlando Goodhope	10	13	0	0	0	78
1981	Orlando Goodhope	9	11	0	0	0	66
1982	Orlando Goodhope	10	8	0	0	0	48
1983	Orlando Goodhope	9	9	0	0	0	54
1984	Anthony Johnson	11	11	0	0	0	66
1985	Dale Browder	10	0	9-18	24-27	0	51
1986	Tony Graves	9	7	0	0	0	42
1987	Maurice Miller	9	6	0	0	0	36
1988	Eric Still	10	9	0	0	0	54
1989	Karlsten Skinner	10	6	0	0	0	36
1990	Gary Morris	10	7	0	0	0	42
1991	Gary Morris	10	10	0	0	0	60
1992	James Roe	10	10	0	0	0	60
1993	James Whitley	11	8	0	0	0	48
1994	James Roe	10	17	0	0	5	112
1995	James Roe	10	15	0	0	5	100
1996	John Quinerly	11	10	0	0	1	62
1997	Tyrone Sellers	9	7	0	0	0	42
1998	Angelo Todd	11	19	0	0	0	114
1999	Angelo Todd	11	4	0	0	1	26
2000	Damien Smith	9	7	0	0	0	42
2001	William Smith	10	5	0	0	0	30
	Glenn Thomas	8	5	0	0	0	30
2002	Terrell Johnson	10	9	0	0	1	56
2003	Howard Gilmore	10	5	0	0	0	30
	Monte' Anthony	12	5	0	0	0	30
	Terrell Johnson	10	5	0	0	0	30
2004	Antonio Gomez	9	0	5-7	21-22	0	36
	Howard Gilmore	9	6	0	0	0	36
2005	Daryl Jones	11	10	0	0	0	60
2006	Daryl Jones	11	10	0	0	0	60
2007	Daryl Jones	11	15	0	0	0	90
2008	Justin Castellat	12	0	11-21	35-35	0	68
2009	Chris Bell	11	13	0	0	0	78
2010	Reggie Garrett	11	3	0	0	0	18
	DeAngelo Branche*	11	13	0	0	0	78
2011	Ryan Estep*	12	0	20-22	34-34	0	94
2012	Everett Goldberg	11	0	11-18	18-23	0	51
2013	Cameron Marouf	12	0	8-13	13-16	0	37
2014	Isaac White	12	7	0	0	0	42
2015	Cameron Marouf	11	0	8-12	20-22	0	44
	Isaac White	9	7	0	0	1	44
2016	Cameron Marouf	11	0	11-13	17-18	0	50
2017	Josh Nardone	11	0	6-10	18-19	0	36
	Marcus Taylor	11	6	0-0	0-0	0	36

TOTAL OFFENSE

Year	Player	G	Rush	Pass	Total	Avg/G
1970	Ike Fullard	9	-90	827	737	81.9
1971	McDaniel Anderson	8	-20	392	372	46.5
1972	McDaniel Anderson	10	27	431	458	45.8
1973	Adolph Santiful	10	470	0	470	47.0
1974	Steve Graeff	11	-19	1168	1149	104.5
1975	Steve Graeff	11	73	819	592	53.8
1976	LaRue Harrington	12	1059	0	1059	88.3
1977	LaRue Harrington	11	1090	10	1100	100.0
1978	Jimmy Robinson	10	-138	1154	1016	101.6
1979	LaRue Harrington	11	1026	22	1048	95.3
1980	Orlando Goodhope	10	994	0	994	99.4
1981	Raynard Revels	10	68	1092	1160	116.0
1982	Raynard Revels	9	92	571	663	23.7
1983	Willie Gillus	10	134	1206	1072	107.2
1984	Anthony Johnson	11	1310	0	1310	119.1
1985	Willie Gillus	10	-111	2010	1899	189.9

1986	Maurice Lawrence	9	97	846	943	104.7
1987	Maurice Lawrence	9	151	246	397	44.1
1988	Ron Jones	9	-55	904	849	94.3
1989	Karlsten Skinner	10	465	0	465	46.5
1990	Joe Bryant	10	181	774	955	95.5
1991	Kermit Buggs	10	-105	1212	1105	110.5
1992	Aaron Sparrow	10	-177	1553	1376	137.6
1993	Kermit Buggs	10	24	2024	2048	204.8
1994	Aaron Sparrow	10	-60	3212	3152	315.2
1995	Aaron Sparrow	10	-134	3434	3300	330.0
1996	Robert Morris	11	73	1919	1846	167.8
1997	Robert Morris	10	120	2116	2236	223.6
1998	Maurice Selby	11	52	1800	1852	168.4
1999	Theodore Harrison	8	61	888	949	118.6
2000	Jon Roberts	10	-29	894	865	86.5
2001	David Johnson	7	-9	861	852	121.7
2002	Dontrell Leonard	10	-102	1104	1002	100.2
2003	Dontrell Leonard	9	-109	1497	1388	154.2
2004	Brandon Brooks	9	32	1367	1399	155.4
2005	Brandon Brooks	11	4	1626	1630	148.2
2006	Casey Hansen	11	-128	2166	2038	185.3
2007	Casey Hansen	11	-221	2111	1890	171.8
2008	Dennis Brown	12	466	1542	2008	167.3
2009	DeAngelo Branche	11	922	0	922	83.8
	Dennis Brown*	11	380	2228	2608	237.1
2010	Chris Walley	11	190	1859	2049	186.3
2011	Chris Walley	12	287	2672	2959	246.6
2012	Nico Flores	11	300	1067	1367	124.3
2013	Rolandan Finch	12	1113	0	1113	92.8
2014	Terrance Ervin	12	180	1310	1490	124.2
2015	Greg Hankerson Jr.	11	423	2052	2475	225.0
2016	Greg Hankerson Jr.	11	540	1718	2258	205.3
2017	Juwan Carter	11	139	1827	1966	178.7

RUSHING

Year	Name	G	Att.	Yards	Avg.	Avg/G
1970	Larry James	9	118	562	4.8	62.4
1971	Milt Harrell	8	62	220	3.5	27.5
1972	Condie Pugh	10	129	738	5.7	73.8
1973	Adolph Santiful	10	115	470	4.1	47.0
1974	Larry Stepany	11	110	469	4.3	42.6
1975	Ken Moody	11	132	697	5.3	63.4
1976	LaRue Harrington	12	204	1059	5.2	88.3
1977	LaRue Harrington	11	242	1090	4.5	99.1
1978	LaRue Harrington	8	107	484	4.7	60.5
1979	LaRue Harrington	11	272	1026	3.8	93.3
1980	Orlando Goodhope	10	193	994	5.2	99.4
1981	Stanley Allbritton	9	150	624	4.2	69.3
1982	Orlando Goodhope	10	109	584	5.4	58.4
1983	Orlando Goodhope	9	124	758	6.1	84.2
1984	Anthony Johnson	11	310	1310	4.2	119.2
1985	Ken Dickens	10	118	531	4.5	53.1
1986	Tony Graves	9	102	454	4.5	50.4
1987	Adrian Miles	7	67	334	4.9	47.7
1988	Mikel Waugh	10	107	400	3.7	40.0
1989	Karlsten Skinner	10	83	465	5.6	46.5
1990	Mikel Waugh	10	123	718	5.8	71.8
1991	Karlsten Skinner	10	127	716	5.6	71.6
1992	Jeffrey Henderson	6	72	434	6.9	82.3
1993	Ricky Wood	8	81	483	6.0	60.4
1994	John Quinerly	10	90	335	3.7	33.5
1995	Jeny Davis	9	90	514	5.1	57.1
1996	John Quinerly	11	213	1020	4.8	92.7
1997	Kondwani Johnson	9	72	282	3.9	31.3
1998	Angelo Todd	11	280	1467	5.2	133.4
1999	Angelo Todd	11	174	628	3.6	57.1
2000	Damien Smith	9	184	841	4.6	93.4
2001	William Smith	10	157	525	3.3	52.5
2002	Terrell Johnson	10	168	888	5.3	88.8
2003	Terrell Johnson	10	145	655	4.5	65.5
2004	Terrell Johnson	6	96	461	4.8	76.8
2005	Terrell Johnson	10	147	817	5.6	81.7
2006	Monte' Anthony	11	144	586	4.1	53.3
2007	Daryl Jones	11	254	1134	4.5	103.1
2008	DeAngelo Branche	12	229	1055	4.6	87.9
2009	DeAngelo Branche	11	175	922	5.3	83.8
2010	Takeem Hedgeman	10	57	220	3.9	22.0
	DeAngelo Branche*	11	272	1330	4.9	120.9
2011	Takeem Hedgeman	12	153	698	4.6	58.2
2012	Brendon Riddick	10	87	401	4.6	40.1
2013	Rolandan Finch	12	235	1113	4.7	92.8
2014	Aaron Daniels	12	95	377	4.0	34.3



Norfolk State University Football

SEASON-BY-SEASON LEADERS

2015	Greg Hankerson Jr.	11	125	423	3.4	38.5
2016	Greg Hankerson Jr.	11	166	540	3.3	49.1
2017	Aaron Savage	11	94	427	4.5	38.8

PASSING

Year	Name	G	C-A-Int	Pct.	Yards	TD
1970	Ike Fullard	9	47-140-15	.336	827	11
1971	McDaniel Anderson	8	35-119-12	.294	392	2
1972	McDaniel Anderson	10	34-91-15	.374	431	2
1973	Steve Graeff	10	28-79-11	.354	336	1
1974	Steve Graeff	11	64-144-8	.444	1168	11
1975	Steve Graeff	11	42-108-6	.389	519	4
1976	Steve Graeff	12	51-109-11	.468	887	4
1977	Henry Sheppard	11	37-94-7	.394	512	4
1978	Jimmy Robinson	10	90-210-10	.429	1154	9
1979	Jimmy Robinson	10	84-211-15	.398	1025	8
1980	Raynard Revels	6	58-112-4	.518	795	9
1981	Raynard Revels	10	87-187-11	.465	1092	11
1982	Raynard Revels	9	47-126-9	.373	571	4
1983	Willie Gillus	10	83-218-19	.380	1206	8
1984	Willie Gillus	9	27-60-1	.450	409	3
1985	Willie Gillus	10	122-242-13	.504	2010	15
1986	Maurice Lawrence	9	48-131-13	.360	864	6
1987	James Barnes	11	30-85-5	.352	416	2
1988	Ron Jones	9	63-114-9	.552	904	9
1989	James Barnes	7	41-107-7	.383	763	9
1990	Joe Bryant	10	51-104-4	.490	774	7
1991	Kermit Buggs	10	58-142-11	.408	1212	13
1992	Aaron Sparrow	10	110-236-5	.466	1553	11
1993	Kermit Buggs	10	119-240-11	.496	2024	11
1994	Aaron Sparrow	10	216-361-14	.598	3212	31
1995	Aaron Sparrow	10	238-409-14	.582	3434	32
1996	Robert Morris	11	151-331-15	.456	1919	14
1997	Robert Morris	10	183-358-17	.511	2116	15
1998	Maurice Selby	11	126-304-19	.414	1807	13
1999	Maurice Selby	8	55-166-9	.331	893	6
2000	Jon Roberts	10	61-191-18	.319	894	4
2001	David Johnson	7	50-142-8	.352	861	6
2002	Dontrell Leonard	10	88-180-9	.489	1104	3
2003	Dontrell Leonard	9	110-224-4	.491	1497	7
2004	Brandon Brooks	9	102-216-10	.472	1367	6
2005	Brandon Brooks	11	110-239-6	.460	1626	12
2006	Casey Hansen	11	148-283-16	.523	2166	10
2007	Casey Hansen	11	164-310-8	.529	2111	9
2008	Dennis Brown	12	154-307-12	.502	1542	9
2009	Brian Jackson	4	1-2-0	.500	3	0
	Dennis Brown*	11	161-284-13	.567	2228	18
2010	Chris Walley	11	167-272-8	.614	1859	10
2011	Chris Walley	12	239-348-6	.687	2672	19
2012	Nico Flores	11	99-175-9	.566	1067	7
2013	Tyler Clark	11	106-180-6	.589	937	7
2014	Terrance Ervin	12	102-188-9	.543	1310	8
2015	Greg Hankerson Jr.	11	177-347-5	.510	2052	13
2016	Greg Hankerson Jr.	11	152-289-8	.526	1718	8
2017	Juwan Carter	11	165-310-6	.532	1827	13

RECEPTIONS

Year	Name	G	Rec.	TD	Yards	Rec./G
1970	Ray Jarvis	9	18	7	555	2.0
1971	Horace Lutens	8	9	1	112	1.3
1972	Ron Tillis	10	20	1	386	2.0
1973	Eddie Powell	10	14	2	270	1.4
1974	Robert Powell	11	23	6	412	2.1
1975	Robert Powell	11	28	5	482	2.5
1976	Robert Powell	12	30	1	500	2.5
1977	LaRue Harrington	11	28	0	274	2.5
1978	Emanuel Upton	10	23	2	311	2.3
1979	Dwight Sweatt	11	27	3	453	2.5
1980	Jeff Gunn	9	31	3	449	3.4
1981	Jeff Gunn	10	47	6	630	4.7
1982	Jeff Gunn	10	15	3	226	1.5
1983	Keith Ellis	10	20	0	211	2.0
1984	Leonard Hopkins	11	11	4	197	1.0
1985	Leonard Hopkins	10	39	7	734	3.9
1986	Clarence Brock	10	17	2	361	1.7
1987	Eric Still	9	15	1	306	1.6
1988	Eric Still	10	42	9	721	4.2
1989	Eric Still	10	21	4	266	2.1
1990	Gary Morris	10	29	6	508	2.9
1991	Gary Morris	10	36	10	839	3.6
1992	James Roe	10	46	9	850	4.6

1993	James Roe	11	52	5	916	4.6
1994	James Roe	10	77	17	1454	7.7
1995	James Roe	10	64	15	1248	6.4
1996	Darius Blount	11	55	6	929	5.5
1997	Charles Burnette	9	38	3	474	4.2
1998	Delvin Peeks	10	39	6	545	3.9
1999	Delvin Peeks	11	50	4	837	4.5
2000	Charles Burnette	9	19	2	341	2.1
2001	Howard Gilmore	10	23	3	423	2.3
2002	Howard Gilmore	9	33	1	492	3.7
2003	Howard Gilmore	10	47	5	829	4.7
2004	Howard Gilmore	9	37	6	715	4.1
2005	James Callahan	11	29	3	457	2.6
2006	James Callahan	11	42	1	572	3.8
2007	Jamar Johnson	11	42	6	565	3.8
2008	Jamar Johnson	12	44	5	401	3.7
2009	Chris Bell	11	51	13	958	4.6
2010	Reggie Garrett	11	30	3	436	2.7
	Victor Hairston*	11	52	2	580	4.7
2011	Xavier Boyce	12	68	4	750	5.7
2012	Xavier Boyce	11	58	4	623	5.3
2013	Joseph Hawkins	12	39	1	433	3.3
2014	Isaac White	12	48	7	664	4.0
2015	DeAndre Sangster	11	46	2	615	4.2
2016	Marcus Taylor	11	37	2	454	3.4
2017	Marcus Taylor	11	60	5	629	5.5

RECEIVING YARDS

Year	Name	G	Rec.	Yards	TD	Avg.	Avg/G
1970	Ray Jarvis	9	18	555	7	30.8	61.7
1971	Horace Lutens	8	9	112	1	12.4	14.0
1972	Ron Tillis	10	20	386	1	19.3	38.6
1973	Eddie Powell	10	14	270	2	19.3	27.0
1974	Robert Powell	11	23	412	6	17.9	37.5
1975	Robert Powell	11	28	482	5	17.2	43.8
1976	Robert Powell	12	30	500	1	16.7	41.7
1977	LaRue Harrington	11	28	274	0	9.8	24.9
1978	Donnie Luster	8	19	266	2	14.0	33.3
1979	Dwight Sweatt	11	27	453	3	16.8	41.2
1980	Jeff Gunn	9	31	449	3	14.5	49.9
1981	Jeff Gunn	10	47	630	6	13.4	63.0
1982	Jeff Gunn	10	15	226	3	15.1	22.6
1983	Orlando Goodhope	9	15	256	1	17.1	28.4
1984	Leonard Hopkins	11	11	197	4	17.9	17.9
1985	Leonard Hopkins	10	39	734	7	18.8	73.4
1986	Clarence Brock	10	17	361	2	21.2	36.1
1987	Eric Still	9	15	306	1	20.4	34.0
1988	Eric Still	10	42	721	9	17.2	72.1
1989	Donnie Morris	7	12	320	3	26.6	45.6
1990	Gary Morris	10	29	508	6	17.5	50.8
1991	Gary Morris	10	36	839	10	23.3	83.9
1992	James Roe	10	46	850	9	18.5	85.0
1993	James Roe	11	52	916	5	17.6	83.3
1994	James Roe	10	77	1454	17	18.9	145.5
1995	James Roe	10	64	1248	15	19.5	124.8
1996	Darius Blount	11	55	929	6	16.9	84.5
1997	Tyrone Sellers	9	36	601	7	16.7	66.8
1998	Delvin Peeks	10	39	545	6	14.0	54.5
1999	Delvin Peeks	11	50	837	4	16.7	76.1
2000	Charles Burnette	9	19	341	2	17.9	37.9
2001	Charles Burnette	9	21	462	3	22.0	51.3
2002	Howard Gilmore	9	33	492	1	14.9	54.7
2003	Howard Gilmore	9	47	829	5	17.6	92.1
2004	Howard Gilmore	9	37	715	6	19.3	79.4
2005	James Callahan	11	29	457	3	15.8	41.5
2006	Emery Sammons	11	35	639	3	18.3	58.1
2007	Jamar Johnson	11	42	565	6	13.5	51.4
2008	Dario Walker	12	35	410	3	11.7	34.2
2009	Chris Bell	11	51	958	13	18.8	87.1
2010	Reggie Garrett	11	30	436	3	14.5	39.6
	Victor Hairston*	11	52	580	2	11.2	52.7
2011	Xavier Boyce	12	68	750	4	11.0	62.5
2012	Xavier Boyce	11	58	623	4	10.7	56.6
2013	Joseph Hawkins	12	39	433	1	11.1	36.1
2014	Isaac White	12	48	664	7	13.8	55.3
2015	DeAndre Sangster	11	46	615	2	13.4	55.9
2016	Marcus Taylor	11	37	454	2	12.3	41.3
2017	Marcus Taylor	11	60	629	5	10.5	57.2

Norfolk State University Football

SEASON-BY-SEASON LEADERS



INTERCEPTIONS

Year	Name	G	Int	Yards	AVG	TD	Int/G
1970	James Jackson	9	3	74	24.7	0	0.3
	Thaddeus Roberts	9	3	13	4.3	0	0.3
1971	Ronald Bolton	8	3	7	2.3	0	0.4
1972	Eddie London	10	5	47	9.4	0	0.5
1973	Thomas McLendon	10	4	70	17.5	0	0.4
	Preston Owens	10	4	49	12.3	1	0.4
	Troy Knight	10	4	26	6.5	0	0.4
1974	Bob Colbert	11	7	41	5.9	0	0.6
1975	Jim Flowers	11	5	18	3.6	0	0.5
1976	Jim Flowers	12	6	50	8.3	0	0.5
1977	Mike Ellis	11	12	257	21.4	0	1.1
1978	Reggie Smallwood	7	4	39	9.0	0	0.6
1979	Mike Ellis	11	10	73	7.3	1	0.9
1980	Reggie Smallwood	10	5	46	9.2	0	0.5
1981	Joe Scott	10	4	109	27.3	1	0.4
1982	Bruce Manley	10	4	59	14.8	0	0.4
1983	Bruce Manley	10	5	22	4.4	0	0.5
1984	Bruce Manley	11	4	4	1.0	0	0.4
1985	Pat Creecy	7	4	38	9.5	0	0.6
1986	Tim Haynes	8	3	7	2.3	0	0.4
1987	Michael Rollins	6	3	50	8.3	0	0.5
1988	Larry Bryant	10	7	110	11.0	0	0.7
1989	Gary Tibbs	7	2	20	10.0	0	0.3
	Leroy Haynesworth	9	2	48	24.0	0	0.2
	Anthony Williams	9	2	10	5.0	0	0.2
1990	Anthony Williams	10	4	11	2.8	0	0.4
1991	Jesse Chavis	10	9	179	19.9	1	0.9
1992	Alonzo Kaffman	8	3	58	5.0	0	0.4
	Robert Ross	8	3	32	10.7	0	0.4
	Robert Ross	10	4	86	21.5	0	0.4
1994	Carlos Robertson	10	4	163	10.1	1	0.4
1995	Donsid Broussard	8	3	15	5.0	0	0.4
1996	Robert Weaver	11	5	97	19.4	1	0.5
	Lonnie White	11	5	82	16.4	1	0.5
1997	Jason Reeves	10	2	23	11.5	0	0.2
1998	Kyle Grove	11	2	52	26.0	0	0.2
	Torrance Jackson	11	2	20	10.0	0	0.2
1999	Marcus Gray	11	2	79	39.5	1	0.2
2000	Wayne See	10	4	27	6.8	0	0.4
2001	Wayne See	10	4	20	5.0	0	0.4
2002	Marcus Gray	10	3	17	5.7	0	0.3
	Anthony Owens	11	3	22	7.3	0	0.3
	Anthony Owens	9	3	27	8.7	0	0.3
2004	Dontae Anderson	9	3	25	8.3	0	0.3
2005	Daniel Hammett	11	5	177	35.4	2	0.5
2006	Terrell Whitehead	9	3	58	19.3	0	0.3
2007	Terrell Whitehead	11	6	92	15.3	0	0.6
2008	Don Carey	12	5	115	23.0	1	0.4
2009	Terrell Whitehead	11	5	130	26.0	1	0.5
2010	Dante Barnes	11	2	69	34.5	1	0.2
2011	DeVonte Reynolds	12	3	12	4.0	0	0.3
2012	Keenan Lambert	11	3	9	3.0	0	0.3
2013	Darrin Marrow	12	5	18	3.6	0	0.4
2014	Keenan Lambert	12	3	28	9.3	0	0.3
2015	Harry Freeman	7	2	58	29.0	0	0.3
	D'Metrius Williams	11	2	36	18.0	0	0.2
	Sandy Chapman	11	2	34	17.0	0	0.2
2016	Sandy Chapman	11	5	23	4.6	0	0.5
2017	J.T. Wahee	11	4	18	4.3	0	0.4

PUNTING

Year	Name	G	No.	Yards	Avg.
1970	Warren Stone	9	49	1776	36.3
1971	William Betts	8	32	991	31.0
1972	Ron Tillis	10	60	2194	36.6
1973	Ron Tillis	10	48	1882	36.2
1974	Ron Tillis	11	66	2448	36.9
1975	Jackie Simmons	11	66	2300	34.8
1976	Tony Harris	12	39	1329	33.5
1977	Tony Harris	12	70	2523	36.0
1978	Steve Burlas	10	59	1975	33.5
1979	Steve Burlas	11	66	2239	33.9
1980	Brian Evans	10	48	1654	34.5
1981	Brian Evans	10	43	1637	38.1
1982	Brian Evans	10	53	2200	41.5
1983	Dale Browder	10	56	2099	36.2
1984	Dale Browder	11	65	2313	35.6
1985	Dale Browder	10	51	1859	36.5
1986	Thomas Nicholas	8	29	1072	36.9
1987	Bruce Cinibulk	11	56	2197	39.2

1988	Bruce Cinibulk	6	23	851	37.0
1989	Bruce Cinibulk	10	52	1948	37.5
1990	Lawrence Holmes	10	47	1720	36.6
1991	Lawrence Holmes	10	56	2225	39.7
1992	Lawrence Holmes	10	70	2712	38.7
1993	Lawrence Holmes	11	61	2396	39.3
1994	Johnnie Harrell	10	15	551	36.7
1995	Robert Morris	10	35	1217	34.8
1996	Robert Morris	11	64	2264	35.4
1997	Greg Howell	7	35	1227	35.1
1998	Eric Killian	9	50	1691	33.8
1999	Anthony Nwora	7	45	1503	33.4
2000	Terry Cornette	10	85	3165	37.2
2001	Terry Cornette	7	42	1504	35.8
2002	Gideon Tekola	10	61	1966	32.2
2003	Antonio Gomez	12	75	2539	33.9
2004	Antonio Gomez	9	41	1434	35.0
2005	Antonio Gomez	11	51	1929	37.8
2006	Antonio Gomez	11	41	1573	38.4
2007	Brian Jackson	11	55	1979	36.0
2008	Billy Rudd	12	63	2475	39.3
2009	Billy Rudd	11	46	1728	37.6
2010	Troy Muenzer	11	48	1757	36.6
2011	Troy Muenzer	12	61	2242	36.8
2012	Dylan Shaddix	11	53	2149	40.5
2013	Dalton Fraser	12	75	2757	36.8
2014	Dylan Shaddix	12	73	3012	41.3
2015	Bo Lomax	11	69	2340	33.9
2016	Bo Lomax	9	58	1917	33.1
2017	Taylor Goettie	11	62	2403	38.8

PUNT RETURNS

Year	Name	G	No.	Yards	Avg.	TD
1970	Condie Pugh	9	11	194	12.9	0
1971	Zachary Rogers	8	4	145	36.3	2
1972	Ken Moody	10	7	77	11.0	0
1973	Larry Stepney	10	12	262	21.8	2
1974	Larry Stepney	11	14	106	7.6	0
1975	Ken Moody	11	9	87	8.7	0
1976	Dwight Sweatt	12	13	144	11.1	0
1977	Dwight Sweatt	11	23	298	12.9	0
1978	Dwight Sweatt	9	22	287	13.0	1
1979	Dwight Sweatt	11	21	237	11.3	0
1980	Duncan Howard	10	5	43	8.6	0
1981	George Parker	8	5	144	28.8	2
1982	George Parker	9	10	69	6.9	0
1983	Glen Jones	10	5	102	20.4	0
1984	Phil Smith	7	10	85	8.5	0
1985	Calvin Manns	10	29	111	3.8	0
1986	Daryl Brown	9	6	89	14.8	0
1987	Steven Bailey	11	20	268	9.9	0
1988	Donnie Morris	9	15	351	23.4	1
1989	Donnie Morris	7	13	207	15.9	1
1990	Michael Howard	10	22	195	8.9	0
1991	Michael Howard	10	19	147	7.7	0
1992	James Roe	10	8	181	22.6	1
1993	Brian Rountree	7	4	37	9.3	0
1994	James Roe	10	10	151	15.1	0
1995	James Roe	10	10	124	12.4	0
1996	Darius Blount	11	12	33	2.8	0
1997	Lydell Finley	10	18	256	15.9	0
1998	Jason Wells	6	9	13	1.4	0
1999	Delvin Peeks	11	21	215	10.2	0
2000	Chad Smith	10	33	423	12.8	1
2001	Chad Smith	11	32	205	6.4	0
2002	Anthony Owens	11	27	232	8.6	0
2003	Anthony Owens	9	13	87	6.7	0
2004	Emery Sammons	9	9	42	4.7	0
2005	Emery Sammons	11	16	130	8.1	0
2006	Rashad Howard	10	10	224	22.4	1
2007	Rashad Howard	11	16	127	7.9	0
2008	Dario Walker	12	7	114	16.3	0
2009	P.J. Hayden	11	9	112	12.4	0
2010	Dwight Fluker-Berry	11	10	205	20.5	0
2011	Marcus Cooperwood	12	15	171	11.4	0
2012	Keith Johnson	11	4	83	20.8	1
2013	Collin Frazer	12	11	45	4.1	0
2014	Darius Wilson	8	11	191	17.4	1
2015	William Penn	6	4	12	3.0	0
2016	George Wahee	11	9	87	9.7	0
2017	Marcus Taylor	11	10	27	2.1	0



Norfolk State University Football

SEASON-BY-SEASON LEADERS

KICKOFF RETURNS

Year	Name	G	No.	Yards	Avg.	TD
1970	Condie Pugh	9	17	400	23.5	1
1971	Condie Pugh	8	16	370	23.1	0
1972	Condie Pugh	10	18	350	19.4	0
1973	Larry Stepney	10	15	319	21.3	0
1974	Ken Moody	11	12	176	14.7	0
1975	Roscoe Powell	11	16	318	19.8	0
1976	Dwight Sweatt	12	11	258	23.4	0
1977	Duncan Howard	11	12	379	23.6	0
1978	Dwight Sweatt	9	10	210	21.0	0
1979	Dwight Sweatt	11	14	257	18.4	0
1980	Gene Tillman	10	7	145	20.7	0
1981	George Parker	8	10	205	20.5	0
1982	George Parker	8	12	224	18.7	0
1983	Tim Richardson	10	16	296	18.5	0
1984	Alphonso Wiggins	11	21	504	24.0	1
1985	Alphonso Wiggins	10	18	320	17.8	0
1986	Maurice Wiggins	8	22	495	22.5	1
1987	Donald Morris	9	25	523	20.9	0
1988	Michael Howard	9	9	197	21.7	0
1989	Donald Morris	7	11	210	19.9	0
1990	Michael Howard	9	14	295	21.1	0
1991	Brian Rountree	10	18	302	16.8	0
1992	Steve Hines	10	16	293	18.3	0
1993	Brian Rountree	7	12	284	23.1	1
1994	Brian Rountree	10	30	692	23.1	0
1995	Reggie Bureau	10	21	358	17.0	1
1996	Theo Roach	11	11	178	16.2	0
1997	Lydell Finley	10	20	414	20.7	0
1998	Tyrone Sellers	10	20	362	18.1	0
1999	Chad Smith	8	20	429	21.5	0
2000	Chad Smith	10	26	521	20.0	0
2001	Ben Anderson	10	14	340	24.3	0
2002	Anthony Owens	11	30	832	27.7	1
2003	Monte' Anthony	12	34	685	20.1	0
2004	Monte' Anthony	9	14	290	20.7	0
2005	Monte' Anthony	11	11	205	18.6	0
2006	Rashad Howard	10	25	522	20.9	0
2007	Rashad Howard	11	29	698	24.1	0
2008	Dwight Fluker-Berry	12	16	424	26.5	1
2009	Dwight Fluker-Berry	11	26	572	22.0	0
2010	Dwight Fluker-Berry	11	22	401	18.2	0
2011	Marcus Cooperwood	12	6	125	20.8	0
	Victor Hairston*	12	16	342	21.4	0
2012	Keith Johnson	11	17	368	21.6	0
2013	Collin Frazer	12	32	554	17.3	0
2014	Damian Smith	11	9	177	19.7	0
2015	Marcus Taylor	10	22	417	19.0	0
2016	Marcus Taylor	11	27	598	22.1	0
2017	Marcus Taylor	11	30	714	23.8	1

* Indicates record vacated by NCAA

Norfolk State University Football

NFL DRAFT HISTORY/RETIRED JERSEYS



NSU'S NFL DRAFT HISTORY

A look at NSU's NFL draftees, listed by year. The selection # indicates the number that player was taken in the round in which he was drafted, followed by the number he was drafted overall.

Year	Round	Selection #	Name	Team	Position	Year	Round	Selection #	Name	Team	Position
2009	6	4 (177)	Don Carey	Browns	CB	1973	15	4 (368)	Condie Pugh	Patriots	RB
1996	5	25 (157)	Kenneth McDaniel	Cowboys	OG		16	26 (416)	James Jackson	Dolphins	DE
	6	19 (186)	James Roe	Ravens	WR	1972	5	20 (124)	Ron Bolton	Patriots	DB
1990	8	4 (197)	Arthur Jimerson	Raiders	LB	1971	5	7 (111)	Ray Jarvis	Falcons	WR
1985	9	1 (225)	Glenn Jones	Bills	DB	15	9 (373)	Larry James	Broncos	RB	
1983	9	10 (234)	George Parker	Bills	RB	1970	5	15 (119)	Pettus Farrar	Chargers	RB
1980	3	7 (63)	Earl Jones	Falcons	DB	1969	3	18 (70)	Eugene Ferguson	Chargers	DT
	6	13 (151)	LaRue Harrington	Chargers	RB	1968	14	15 (369)	Alex Moore	49ers	RB
1979	6	9 (146)	Ricky Ray	Saints	DB	1966	14	6 (206)	Lewis Turner	Cowboys	RB
1975	2	22 (48)	Leroy Jones	Rams	DE	1964	19	13 (265)	John Baker	Packers	DE

NSU'S RETIRED JERSEY NUMBERS

NSU has retired three jersey numbers that are no longer worn by members of the Spartan football program. Here is more info on each:

No.	Name	Note
14	Ronald Jones (QB)	NSU's starting quarterback in 1988 was killed in 1990 ... completed 58% of his passes with 9 TDs as a senior in '88.
42	LaRue Harrington (RB)	NSU's No. 2 all-time rusher (3,659 yards) had three 1,000-yard seasons, with a high of 1,090 as a sophomore ('77).
72	Thomas Bond (DL)	4-year starter passed away in May 1980 shortly after his senior year ('79) ... had 132 tackles as a sophomore ('77).



LaRue Harrington is NSU's No. 2 all-time leading rusher and was a 6th round NFL draft choice in 1980.



Norfolk State University Football

SPARTANS IN THE PROS


A look at Norfolk State football players who signed professional football contracts, listed by their final year of eligibility:

- 1963 John Baker (DE) – Green Bay Packers, Montreal Alouettes, New York Giants
- 1964 Willie Holland (RB) – Harrisonburg (Pa.) Capitals
- 1965 Kenny Reaves (DB) – Atlanta Falcons, St. Louis Cardinals, San Diego Chargers; Lewis Turner (DE) – Dallas Cowboys; Joe Langston (LB) – Montreal Alouettes, Norfolk Neptunes (CFL*); Charlie Williams (DT) – Norfolk Neptunes (CFL*); Raymond Edmonds (RB) – Harrisonburg (Pa.) Capitals
- 1966 Johnny Cannon (LB) – Winnipeg Blue Bombers (CFL); Raymond Smith (DT) – Houston Oilers
- 1967 Bob Windley (DE) – Miami Dolphins; Don Porter (OE) – Dallas Cowboys; Andy Hiedeberg (WR/PR) – Rhode Island Steelers; Milt Mason (RB) – Baltimore Colts, Norfolk Neptunes (CFL*), Harrisonburg (Pa.) Capitals, Long Island Red Birds; Emzie Abbott (DT) – Montreal Alouettes (CFL)
- 1968 LaVerne Dickerson (C) – Dallas Cowboys; Mike Johnson (OG) – Montreal Alouettes (CFL)
- 1969 Gene Ferguson (DT) – San Diego Chargers; Kenny Edmonds (TE/PK) – Dallas Cowboys; Bill Murphy (WR) – Kansas City Chiefs, Buffalo Bills; Earl Bryant (DB) Kansas City Chiefs, Norfolk Neptunes (CFL*)
- 1970 Pettus Farrar (DB) – San Diego Chargers, Norfolk Neptunes (CFL*); Charlie Carroll (RB) – Dallas Cowboys; Harvey Dorsey (OB) – Los Angeles Rams; Lafayette Robinson (LB) – Dallas Cowboys; Wyman Duke (DT) – New Orleans Saints, Richmond Saints; Jim Minor (RB) – Pittsburgh Steelers
- 1971 Ray Jarvis (WR) – Atlanta Falcons, Buffalo Bills, Detroit Lions, New England Patriots; Larry James (RB) – Denver Broncos; Ron Davis (OG) – Washington Redskins, Norfolk Neptunes (CFL*)
- 1972 Ron Bolton (DB) – New England Patriots, Cleveland Browns
- 1973 Condie Pugh (RB) – Edmonton Eskimos, New England Patriots, Zach Rogers (RB/PR) – Dallas Cowboys; James Jackson (DE) – Miami Dolphins, Edmonton Eskimos (CFL); John Hamilton (DB) – New England Patriots; William Betts (DB) – Kansas City Chiefs; Robert Beale (RB) – Dallas Cowboys, Edmonton Eskimos (CFL)
- 1974 Leroy Jones (DE) – Edmonton Eskimos (CFL), San Diego Chargers, Los Angeles Rams
- 1975 Bob Colbert (DB) – New York Giants; Eddie London (DB) – Dallas Cowboys; Rob Tillis (WR/P) – Philadelphia Bell (WFL); Moses Trotter (DT) – Philadelphia Bell (WFL); Larry Stepney (RB) – Philadelphia Bell (WFL)
- 1976 Tony Knight (DB) – New York Jets
- 1977 Jim Flowers (DB) – San Diego Chargers
- 1978 Joe Bell (DE) – Oakland Raiders; Ricky Ray (DB) – New Orleans Saints
- 1979 Dennis Anderson (DE) – Hamilton Tiger-Cats (CFL); George Butts (LB) – Kansas City Chiefs; LaRue Harrington (RB) – San Diego Chargers, Los Angeles Express (USFL); Darrell Earl Jones (DB) – Atlanta Falcons; Dwight Sweatt (WR) – Oakland Raiders
- 1980 None
- 1981 Don Herring (OT) – Seattle Seahawks; Reggie Smallwood (DB) Seattle Seahawks
- 1982 George Parker (RB) – Buffalo Bills; Joe Scott (FS) – Seattle Seahawks
- 1983 Orlando Goodhope (RB) – Dallas Cowboys
- 1984 Glenn Jones (DB) – Buffalo Bills; Bruce Manley (DB) – Seattle Seahawks
- 1988 Willie Gillus (QB) – Green Bay Packers, British Columbia Lions (CFL), Toronto Argonauts (CFL), Ottawa Roughriders (CFL), Kansas City Chiefs
- 1990 Art Jimerson (LB) – Los Angeles Raiders
- 1992 Mikel Waugh (RB) – Hamilton Tiger-Cats; Jesse Chavis III (DB) – Los Angeles Rams; Gary Morris (WR) – San Francisco 49ers, Memphis Mad Dogs (CFL); Anthony Kearney (OT) – Los Angeles Raiders; Rodney Baylor (TE/DE) – Charlotte Rage (AFL)
- 1995 Kenneth McDaniel (OT) – Dallas Cowboys, Norfolk Nighthawks (AF2); James Roe (WR) – Baltimore Ravens, San Jose SaberCats (AFL); Aaron Sparrow (QB) – Calgary Stampeders (CFL), Nashville Kats (Arena), Carolina Cobras (AF2), Buffalo Destroyers (AF2), Augusta Stallions (AF2), Norfolk Nighthawks (AF2)

- 1998 Michael Early (OL) – Chicago Bears, Buffalo Bills, Minnesota Vikings, Baltimore Ravens
- 2001 Travoris Carnes (DL) – Saskatchewan Roughriders (CFL), Norfolk Nighthawks (AF2); Kyle Grove (DB) Wilkes-Barre/Scranton Pioneers (AF2), Los Angeles Avengers (AFL), Scottish Claymores, Barcelona Dragons, Amsterdam Admirals (all with NFL Europe)
- 2002 LaShaun Mack (OL) – Washington Redskins, New York Giants, Norfolk Nighthawks (AF2); Leon Grove (DB) Wilkes-Barre/Scranton Pioneers (AF2); Jamal Naji (DL) – Atlantic City Cardsharks (NIFL), Lexington Horsemen (AF2)
- 2003 Goodluck Owi (TE/DE) – Toronto Argonauts (CFL)
- 2004 Kevin Talley (LB) – Quad City Steamwheelers (AF2)
- 2005 Jason Grove (DB) – Odessa Roughnecks (IFL*)
- 2006 Emery Sammons (WR) – Manchester Wolves (AF2), Spokane Shock (AF2/AFL), Philadelphia Soul (AFL)
- 2007 Casey Hansen (QB) – Philadelphia Eagles, Spokane Shock (AF2)
- 2008 Don Carey (DB) – Cleveland Browns, Jacksonville Jaguars, Detroit Lions
- 2009 Terrell Whitehead (DB) – Jacksonville Jaguars; Chris Bell (WR) – New Orleans Saints, Green Bay Blizzard (IFL); Dennis Brown (QB) – Calgary Stampeders (CFL), Richmond Revolution (IFL), Virginia Destroyers (UFL)
- 2010 Dante Barnes (DB) – Washington Redskins, Virginia Destroyers (UFL) William Falakiseni (C) – Tri-Cities Fever (IFL) Calton Ford (OL) – Cleveland Browns
- 2011 Chris Walley (QB) – Lakeland Raiders (UIFL)
- 2012 Xavier Boyce (WR) – Qingdao Clipper (CAFL) Jamal Giddens (LB) – Guangzhou Power (CAFL)
- 2014 Lynden Trail (LB) – Houston Texans, Washington Redskins, Hamilton Tiger-Cats (CFL) Keenan Lambert (DB) – Seattle Seahawks, Oakland Raiders
- 2015 Deon King (LB) – Dallas Cowboys, San Diego Chargers, Indianapolis Colts, Cleveland Browns, Jacksonville Jaguars

Note: Teams are NFL members unless noted
League abbreviations:

- AFL – Arena Football League
- CAFL – Chinese Arena Football League
- CFL* – Continental Football League
- IFL* – Intense Football League
- WFL – World Football League (later became NFL Europe)
- NFL Europe – National Football League, Europe
- UFL – United Football League
- AF2 – Arena Football League 2
- CFL – Canadian Football League
- IFL – Indoor Football League
- NIFL – National Indoor Football League
- UIFL – Ultimate Indoor Football League



Don Carey was drafted by the Cleveland Browns in 2009, then later signed with the Jacksonville Jaguars. Carey started 10 games with the Jaguars in 2010. He signed with the Detroit Lions during the 2011 season and appeared in 84 games with the team from 2011-17.

Norfolk State University Football

ALL-AMERICANS



1968 Gene Ferguson – Pittsburgh Courier
 1969 None
 1970 None
 1971 Ron Bolton – Pittsburgh Courier
 1972 None
 1973 None
 1974 Moses Trotter – Pittsburgh Courier
 1975 None
 1976 James Flowers – Associated Press, Pittsburgh Courier, Mutual Black Network
 Mike Macklin – NAIA
 1977 None
 1978 None
 1979 Mike Ellis – Associated Press, NAIA**
 LaRue Harrington – Mizlou, Pepsi, Football News
 Darrell Jones – Mizlou, Pepsi, Football News
 1980 Don Herring – SBN
 1981 None
 1982 Joe Scott – NAIA**
 1983 None
 1984 Tony Johnson – SBN
 1985 None
 1986 Don Lee – Football News
 1987 None
 1988 Eric Still – Associated Press****
 1989 Art Jimerson – Kodak, Associated Press, Football Gazette, SBN
 1990 Rod Daniels – SBN, ESPN Black College Sports
 Leroy Haynesworth – ESPN Black College Sports, College Football Preview
 1991 Leroy Haynesworth – SBN, Football Gazette
 1992 None
 1993 None
 1994 James Roe – AFCA, SBC, Sporting News, Eddie Hayes Black College, Football Gazette, NCAA Division II**
 Aaron Sparrow – Eddie Hayes**, Football Gazette**, NCM Division II**
 1995 James Roe – Kodak, Associated Press, SBN, NCAA Division II, Football Gazette, C.M. Franks
 Aaron Sparrow – Football Gazette, SBN, C.M. Franks, NCM Division II**, Associated Press (Third Team)
 Kenneth McDaniel – C.M. Franks, NCAA Division II (Third Team), C.M. Franks, Football Gazette, Associated Press**

John Greene – C.M. Franks**
 Ronald Boone – C.M. Franks
 2003 Kevin Talley – AP**, The Sports Network**, SBN Black College
 2004 Kevin Talley – Walter Camp, The Sports Network, I-AA.org , AP**, SBN Black College (Defensive Player of the Year)
 2005 Jonathan Allen – SBN Black College
 2007 Terrell Whitehead – The Sports Network (3rd Team)
 Marquez Davis – SBN Black College, The Sports Network****
 Jason Kressen – SBN Black College
 2008 Terrell Whitehead – The Sports Network (3rd Team)
 2009 Terrell Whitehead – The Sports Network, Associated Press, Walter Camp, SBN Black College
 William Falakiseni – SBN Black College
 2010 DeAngelo Branche – SBN Black College, Phil Steele (3rd team)
 2011 Ryan Estep – Associated Press**, Boxtorow/HBCU, SBN Black College, College Sports Madness**
 Blake Matthews – Associated Press**, The Sports Network **, Boxtorow/HBCU, SBN Black College
 Xavier Boyce – Boxtorow/HBCU
 Kendall Noble – Boxtorow/HBCU, SBN Black College
 Corwin Hammond – Boxtorow/HBCU, SBN Black College
 2012 Xavier Boyce (WR) – College Sporting News/HBCU
 Lynden Trail (OLB/DE) – Beyond Sports Network FCS****, College Sporting News HBCU
 2013 Lynden Trail (OLB) – The Sports Network, College Sports Journal, Associated Press**, Beyond Sports Network****, SBN Black College
 Darrin Marrow (CB) – Beyond Sports Network**
 Joseph Hawkins (TE) – Beyond Sports Network****
 2014 Lynden Trail (LB) – The Sports Network, Associated Press**, Beyond Sports Network****, BoxToRow (HBCU), SBN Black College
 Keenan Lambert (DB) – SBN Black College
 George Riddick (DL) - Beyond Sports Network****
 2015 Deon King (LB) - STATS, Associated Press, Walter Camp, AFCA, BoxToRow HBCU, SBN Sports, Buck Buchanan Award winner

Second team *Third team ****Honorable mention



Leroy Haynesworth picked up two honors in 1991.



Linebackers Lynden Trail (third from left) and Deon King (second from left) both earned FCS All-America honors in their careers. They are seen after swapping each NFL jerseys with each other at an NSU ceremony.



Norfolk State University Football

ALL-CONFERENCE SELECTIONS

All-CIAA


- 1963 John Baker, E
- 1964 None
- 1965 N/A
- 1966 Raymond Smith, G; Chauncey Crenshaw, DB; Bob Windby, DL
- 1967 None
- 1968 Ray Jarvis, WR; Gene Ferguson, OL
- 1969 Ray Jarvis, WR; Lafayette Robinson, LB
- 1970 Ray Jarvis, WR
- 1971 LeRoy Jones, DL
- 1972 LeRoy Jones, DL
- 1973 Adolph Santiful, RB
- 1974 Steve Graeff, QB; Moses Trotter, DL
- 1975 Dexter Curry, OL; Roger Nance, DL
- 1976 Robert Powell, WR; Dexter Curry, OL; James Flowers, DB
- 1977 Mike Ellis, DB; LaRue Harrington, RB
- 1978 Joe Bell, DB; George Butts, LB; Dwight Sweatt, KR/PR
- 1979 LaRue Harrington, RB; Dwight Sweatt, WR; Jimmy Robinson, QB; Mike Ellis, DB; Melvin Sturdiven, LB
- 1980 Don Herring, OL; Alonzo Ricks, MG; Orlando Goodhope, RB; Jeff Gunn, WR; Reggie Smallwood, DB; Johnny High, TE
- 1981 Jeff Gunn, WR; Don Herring, OL; Joe Scott, DB
- 1982 Brian Evans, P/K; Joe Scott, DB; Quinton Ward, DL
- 1983 Orlando Goodhope, RB; Leon Smith, LB
- 1984 Ernest Hines, OL; Anthony Johnson, RB; Quinton Ward, DL; Glen Jones, DB; Leon Smith, LB; Melvin Wallace, DB
- 1985 Dale Browder, P/K; Alphonso Smith, OL; Ted Bates, DL; Pat Creecy, DB
- 1986 Pat Creecy, DB
- 1987 Rob Robertson, OL; Rod Daniels, OL; Ted Bates, DL; Ben Jackson, LB**
- 1988 Rob Robertson, OL; Eric Still, WR; Donnie Morris, PR; Michael Howard, KR; Larry Bryant, DB; James Stallings, LB
- 1989 Rob Robertson, OL; Rod Daniels, OL; Doug Edwards, OL; Eric Still, WR; Art Jimerson, LB
- 1990 Rod Daniels, OL; Mikel Waugh, RB; Jesse Chavis, DB; Leroy Haynesworth, DB
- 1991 Jesse Chavis, DB; Leroy Haynesworth, DB; Lawrence Holmes, P; Karlsten Skinner, RB**; Gary Morris, WR**; Sam Adams, DL**; Michael Howard, KR**
- 1992 None
- 1993 James Roe, WR; James Walton, LB; Kermit Buggs, QB**, Robert Ross, DB**, Darrian Walker, OL**, Lawrence Holmes, P**
- 1994 James Roe, WR/PR; Aaron Sparrow, QB; Chris Patterson, OL; Darius Blount, WR**
- 1995 James Roe, WR/PR; Ronald Boone, TE; Aaron Sparrow, QB; Kenneth McDaniel, OL; Keith Mungin***, OL; Robert Morris**, K; John Greene**, DL;
- 1996 John Quinerly, RB; Ronald Boone, TE; Eric Musgrove, T; Robert Johnson, LB; John Greene, DT; Darius Blount, WR**; Sunnil Motley, LB**; Michael Early, OL***

All-MEAC

- 1997 Michael Early, OL**
- 1998 Angelo Todd, RB; Michael Early, OL
- 1999 LaShaun Mack, OL**
- 2000 Travoris Carnes, DL; LaShaun Mack, OL; Marcus Gray, DB**
- 2001 Michael Kelly, DL; Vaughan McAfee, LB**; Brent Sanders, DL**
- 2002 Jamal Naji, DE; Marcus Gray, DB**; Terrell Johnson, RB**, Goodluck Owi, TE**
- 2003 Kevin Talley, LB; Terrell Johnson, RB **
- 2004 Kevin Talley, LB; Howard Gilmore, WR
- 2005 Jonathan Allen, TE; Maguell Davis, LB**; Tyrus Lassiter, OL**
- 2006 Jonathan Allen, TE; Emanuel Swindell, OL**
- 2007 Jason Kressen, OL; Marquez Davis, LB; Terrell Whitehead, DB; Daryl Jones, RB**; Jamar Johnson, WR**; Dexter Bailey, TE**; Dennis Marsh, DL**; Maguell Davis, LB**; Don Carey, DB**; Justin Castellan, K**
- 2008 Terrell Whitehead, DB; Justin Castellan, K; Dennis Marsh, DL; DeAngelo Branche, RB**; Don Carey, DB**
- 2009 Terrell Whitehead, DB; Chris Bell, WR; Josh Turner, DL; William Falakiseni, C; DeAngelo Branche, RB**; Sherron Childress, TE**; Anthony Taylor, LB**; Calton Ford, OL**; Kendall Noble, OL**
- 2010 DeAngelo Branche, RB; William Falakiseni, C**; Kendall Noble, OL**, Josh Turner, DL**
- 2011 Xavier Boyce, WR; Joey Christine, DL**, Ryan Estep, K; Corwin Hammond, LB; Joseph Hawkins, TE**; Blake Matthews, OL (MEAC OL of the Year); Kendall Noble, OL; DeVonte Reynolds, DB**; Josh Turner, DL; Chris Walley, QB (MEAC Co-Offensive Player of the Year)
- 2012 Lynden Trail, DL; Joseph Hawkins, TE; Dylan Shaddix, P; Xavier Boyce, WR**, Everett Goldberg, K**
- 2013 Rolandan Finch, RB; Joseph Hawkins, TE; Lynden Trail, OLB; Darrin Marrow, CB; Deon King, OLB/DE**; Blake Matthews, OL***; George Riddick, DL***
- 2014 Lynden Trail, LB; Deon King, DE/OLB; George Riddick, DL; Keenan Lambert, DB; Isaac White, WR**; Justin Myler, OL***; Marcell Coke, LB**, Darrin Marrow, DB***; Dylan Shaddix, P***; Cameron Marouf, K***
- 2015 Deon King, LB; D'Metrius Williams, DB; Mike Phillips, OL**; Isaac White, WR***; Chris Lee, DL***
- 2016 Cameron Marouf, K; Sandy Chapman, DB**; Chris Lee, DL***; Kyle Archie, LB***; T.C. Livingston, LB***; Brandon Walker, DB***
- 2017 Chris Lee, DL; Anthony Smith, LB**; Marcus Taylor, KR**, WR***; Kyle Archie, LB***; Nigel Chavis, DL***; Kenneth Kirby, OL***; J.T. Wahee, DB***

**Second team

*** 3rd Team/Honorable mention (The MEAC began naming a third all-conference team in 2013)



Linebacker Arthur Jimerson (middle) was an All-CIAA pick and an AP All-American in 1989.



ALL-TIME ROSTER

-A-	Bailey, Steve..... 1987-89, '91	Brantley IV, Walter.....2015-16
Ackies, Nick..... 2017	Baker, Derrick..... 2005-06	Brey, Preston..... 1998
Acklin, Bobby..... 1992	Banks, Jamien..... 2005-08	Bridgeforth, Allen..... 1984-87
Adams, Curtis..... 1992	Barlow, Tyrone..... 1985-87	Briggs, Alton..... 1987-88
Adams, Patrick..... 1987-88, '91	Barnes, Dante..... 2009-10	Bright, Bernard..... 1986-88, '92
Adams, Roy.....2015-Present	Barnes, James..... 1986-89	Brisco, Markeith..... 2009-11
Adams, Sam..... 1987-88, '91	Barrett, Todd..... 1987-88	Britt, Antonio..... 1992-95
Agyemang-Kusi, Ebenezer..... 2014-17	Bartlett, Vernon..... 1981	Britt, Jimmy..... 1975-76
Alexander, Donald..... 2004-08	Basmagian, Jake..... 2012	Brock, Clarence..... 1984-87
Alford, Gerry..... 1985	Basnight, Milt..... 1975-76	Brooks, Brandon..... 2004-05
Alford, Josh..... 2008-11	Bates, Theodore..... 1984-87	Brooks, Julian..... 1996
Allbritton, Stanley..... 1979-81, '84	Battles, Chad..... 2011	Brooks, Matthew..... 1995
Allen, Calvin..... 1986	Baylor, Rodney..... 1986-90	Broussard, Donald..... 1995
Allen, Jesse..... 1987	Beamon, Vernon..... 1987	Browder, Dale..... 1982-85
Allen, Jonathan..... 2003-06	Bean, Andre..... 2012-14	Brown, Adrian..... 1997-99
Ali, Abdul..... 1987-88	Beard, Kevin..... 1987-88, '90, '92	Brown, Alfred..... 1992
Alphonse, Michael..... 2008-09	Bell, Chris..... 2009	Brown, Brandon..... 2017
Alstock, Skip..... 1980	Bell, Garrison..... 2003-06	Brown, Colby..... 1993
Alston, Antione..... 2004	Bell, Joe..... 1975-78	Brown, Dallas..... 2017
Amado, Kevin..... 1999	Bell, Leon..... 2004	Brown, Daryl..... 1985-86
Amos, Walter..... 1998-2002	Bell, Leonard..... 2001	Brown, Dennis..... 2008-09
Anderson II, Alvin..... 2003-06	Bell, Marion..... 1988	Brown, Devonne..... 1989-90
Anderson, Ben..... 1999-2001	Bell, Thomas..... 2002	Brown, Donald..... 1981
Anderson, Curtis..... 1994-95	Bennett, Bobby..... 2006	Brown, Leonard..... 1982
Anderson, Dennis..... 1976-79	Bennett, Joey..... 2003-06	Brown, Marquis..... 2013-14
Anderson, DeShawn..... 1993-96	Bentley, Carlos..... 1987-88	Brown, Mario..... 1986-89
Anderson, Dontae..... 2003-06	Berry, Chris..... 1995	Brown, Mark.....2017-Present
Anderson, Eddie..... 1987, '89-90	Besetsny, Chris..... 1992	Brown, Marvin..... 1981, '83-85
Anderson, Herman..... 1982	Bess, Scott..... 1995-98	Brown, Nickolas..... 2005
Anderson, Jay..... 2013-16	Biagas, Cornelias..... 1995-96	Brown, O..... 1983
Anderson, Jeruard..... 2004, '06	Billups, Lee..... 1979-81	Brown, Phillip..... 2004-05
Anderson, Josh..... 2006-09	Birchette, Reggie..... 1992	Brown, Richard..... 1999, '01
Anderson, Roy..... 2004-06	Birt, Terrance..... 1985-86	Brown, Rodney..... 1988-91
Anthony, Monte'..... 2003-06	Bishop III, Larry..... 2015-17	Brown, Ronell..... 1981
Anyaugo, Onyemechi..... 2007-11	Bizzell, Jonathan..... 1989-92	Brown, Stanley..... 1986
Arceneaux, Kevin..... 1999	Black, William..... 1997-99	Brown, Torrence..... 1992
Archie, Kyle..... 2014-17	Blackwell, Tavien.....2017-Present	Brown, Willie..... 1998
Arias, Diego..... 2004	Blaher, Kirk..... 1979	Bryan, Anthony..... 1980
Armstead, Kenneth..... 1996	Blakely, Wilson..... 2009	Bryant, Joseph..... 1989-92
Armstrong, Matthew..... 1997-2000	Blount, Darius..... 1993-96	Bryant, Josh.....2016-Present
Arrington, Collin..... 1975	Blount, Kenny..... 1977-80	Bryant, Larry..... 1985, '87-88
Arzu, Chris..... 2004-06	Bond, Michael..... 1997	Buggs, Kermit..... 1990-93
Ashby Jr., Anton.....2017-Present	Bond, Tommy..... 1976-79	Bullen, Onaje..... 2014-15, '17
Ashby, Jimel..... 1992	Boone, Ronald..... 1993-96	Bullock, Eric..... 2003-07
Ashby, Maurice..... 1988-91	Booker, Chris..... 1988-89, '91	Bunce, Steven..... 2008-10, '12
Ashmon, Waides..... 1995-98	Booker, James..... 1988-91	Burch, Jeremiah..... 2001-03
Atkins, Michael..... 1992	Boudreaux, Lee..... 1994-95	Burden, Joseph..... 1992-94
Atkins, Chris..... 2003	Bowden, Alan..... 1994-95	Bureau, Reggie..... 1994-96
Austin, Thurman..... 2014	Bowser, George..... 1993-94	Burke, Romallice..... 1992
Awanna, Chuma.....2016-Present	Boyce, Xavier..... 2011-12	Burlas, Steve..... 1978-79
-B-	Boyd-Ross, Jarell..... 2011, '13	Burnette, Charles..... 1997-2001
Bacon, Carl..... 1992	Boykin, Louis..... 1975-77	Burrell, Dwayne..... 1980-81
Bailey, Brian..... 1984-86	Bracey, Quin..... 2013	Burrows, Vincent..... 1994
Bailey, Bryant..... 2012	Bradley, Brad..... 2013, '15	Burrus, David..... 1979
Bailey, Dexter..... 2004-07	Bragg, Ramon..... 2011	Burton, Kevin..... 1985
Bailey, Shaquan..... 2012	Branch, Tremondae..... 2012	Butler, Tom..... 1985-86
	Branche, DeAngelo..... 2006, '08-10	Butts, George..... 1978-79



Norfolk State University Football

ALL-TIME ROSTER

Butts, Malik2017-Present

Butts, Rafael 1999, '01

Byers, James2015-Present

Byrd, DeShawn 1986

Byrd, Kevin 1988

-C-

Caldwell, Alfred 1981, '83-84

Caldwell, Damiyan 2016

Caldwell, Jerome 1980

Caleb, Joel 2016

Callahan, James 2003-06

Cameron, Brandon 2008

Cameron, Jermaine 2009-10

Campbell 1985

Campfield, Kevin 1988-91

Capell, Fred 2000

Carey, Don 2005-08

Carmichael, Shaikh2017-Present

Carney, Mike2017-Present

Carnes, Travoris 1996-97, '99-2000

Carr, Matt 2001

Carter, Charles 1980

Carter, Jeff 1982-85

Carter, Juwan2017-Present

Carter, Waskin 2005-06

Casper, Eric 2009

Castellat, Justin 2006-09

Cesar, Traes 2011-13

Center, Marcus 2010-13

Chandler Jr., Aaron2015-Present

Chapman, Gilbert 1983-84

Chapman, Horace 1980-81

Chapman, James 2016

Chapman, Kenneth 1993-94

Chapman, Sandy 2015-16

Charity, Bryan 2001

Chatman, Theron 1986

Chavis, Jesse 1987-91

Chavis, Nigel2016-Present

Cherry, Savoye 1988-91

Childress, Shawn 2006-09

Childress, Sherron 2007-10

Chisholm, Allen 1990-91

Christine, Joey 2008-11

Chung, Quintreil2015-Present

Church Jr., James 2013-16

Cinibulk, Bruce 1987-89

Clanton, Dawayvon 2002-05

Clark, Lamonte 2013-15

Clark, Quincy 1998-99

Clark, Tyler 2013-14

Clarke, Jeffrey 1987-88

Clarke Jr., Noel 2012-14

Clemmons, Frank 2009-10

Cobbs, Victor 2004

Coffin, Stephen 2007-10

Coke, Marcell 2011-14

Coker, Ayodesi 2012

Coleman, Denzel 2010

Coleman, John 1992

Coleman, Thomas 2015

Coleman, William 1989-90

Collier, Thornton 2014-15

Collins, Quchee 1999-2000

Colliss, Matthew 2002

Conner, Chris 1999

Conner, Marty 1993-96

Cook, Andre 2005-08

Cook, D.J. (Darryl)2016-Present

Cooper, Joseph 1986, '88

Cooperwood, Marcus 2008-09, '11-12

Copeland, Kyron 1999-2002

Copeland, Shakeem 2013-17

Cornett II, Terry 2000-02

Cortina, Terry 1980

Cotton, Donovan 2008-10

Council, Raymond 1991-92

Courtney, Delvin 1999

Cox, Charles 2002-03

Cox, Ulysses 2000-02

Craig, Michael 2003

Craig, Hasan 2007-11

Creecy, Pat 1982-85

Crenshaw, Anthony 1987-88

Crews, Tarik 1995-97

Cross, Robert 2005

Cuffee, Douglas 1983-85

Cuffee, Marquis 2008-11

Culberson, Josh2017-Present

Culbreath, Columbus 1984

Culpeper, Erin 1998, 2000-01

Curry, Dexter 1975-76

Curry, Jerry 1975-76

Cutler, George 2001

-D-

Dailey, Courtney 2001-03

Dance, Adrian 1998

Daniels, Aaron 2013-14

Daniels, Brandon 2005-07

Daniels, Lemuel 2004-06

Daniels, Roderick 1986-90

Darden, Keith 1979-80

Davenport, Carl 1999

Davis, Andre 1992

Davis, Bryan 2002

Davis, Jerry 1995

Davis, Maguell 2005-07

Davis, Marquez 2007

Davis, Tony 1993

Decker, Corey 2005

Delbridge, Brian 1995-96

Delgado, Robert 2003-06

Delk, Edward 1982

Demps, Derrick 2010-13

Dennis, Earl 1992

Densen, Pernell 1995-97

Dent, Jason 2004-05, '07-08

Denton, Zac2017-Present

Depass, Trevor 1995-96

Dew, Tommy 1975

DeWitt, Melvin 2004-05

Dickens, Ken 1985-87

Dickerson, Darryl 2007-08

Dildy III, Wesley 1988-90

Dillard, Anthony 1999-2001

Dinkins, Nicen 1987

Dixon, Bradley 2007

Dixon, Conrad 1980-81

Dixon, De'Shaan2017-Present

Dixon, Jason 1992

Dodson, Marcus 2007-10

Donald, Archie 1984

Dottery, Shaun 1994

Doughtie, Jim 1975-77

Dow, Jerry 1975

Dowell, Victor 1992

Dowtin, Emanuel 1992

Drake, Stanley 1984

Duncan, Theo 2009, '11-12

Dunmeyer, Kevin 1993-95

-E-

Early, Michael 1996-98

Edmonds, Stanley 1993-95

Edmonds, Stephen 1992-95

Edwards, Douglas 1988-91

Edwards, Gary 1982

Edwards III, James 2004-06

Edwards, Warren 1975-77

El, Joshua 2010-13

Eldridge, Raynard 1993

Ellerbe, Oscar 1987

Ellington, Marcque2016-Present

Ellis, Keith 1982-83

Ellis, Mike 1976-79

Ellison, Gary 1987

Epps, Johnny 1981, '83, '86

Epps, Robert 1989-91

Ervin, Terrance 2014

Escujuri, Eric 2003

Estep, Ryan 2008-11

Evans, Brian 1980-82

Evans, Cedric 1982

Everett, Chris 1992

Evergin, Reggie 1981, '83-85

-F-

Fabrizius, David 1995-96

Fair, Jelani 2000



ALL-TIME ROSTER

Falakiseni, William2009-10	Garrett, Reggie1980-81	Hankerson, Jeff.....1999-2000
Farquarhson, Len1981	Garris, Louis1977	Hankins, Bryce2014
Farris.....1983	Gatlin, George.....1989	Hansen, Casey.....2006-07
Fauntleroy Jr., Shawn2012-15	Gatlin, Phillip.....1980	Harden, Cephus.....2016
Feagin, Brandon.....2003-06	Gaylord, Hadji2015-17	Hardy, Terrill.....1988-91
Feaster, Kimdrick.....2013-14	Gibson, Terence.....2001, '03-04	Harges, Ben.....2001-03
Fenner, Michael.....1998	Gibson, Tony.....1978-81	Hargraves, Corey.....1989-91
Fenner, Terry1999-2000	Giddens, Jamal2010-12	Hargrove, Ted1979
Ferebee, Demetreus2014-17	Giggetts, Steve1984, '86-87	Harper, Thomas2007-08
Ferrell, Ed1980-81	Gillus, Willie.....1982-85	Harrell, Dallas1986-89
Ferrell, Timothy.....2003-07	Gilmore, Howard2000-04	Harrell, Johnnie1994
Ferrell, Wayne.....1989-90	Givens, J.J. (JaQui)2017-Present	Harrell, Milt1975
Fiano, Tanner2010, '13-14	Givers-Wilson, Tyre2016-Present	Harrington, LaRue1976-79
Field, Stephen1997	Goettie, Taylor.....2017-Present	Harrington, Tripp2017
Fields, Brian.....1981, '83-84	Goldberg, Everett2011-12	Harris, A.J.2007-08
Field, Darryl.....1981	Gomez, Antonio2003-06	Harris, Arthur.....2006
Fields, Demetrius1979-81	Goodhope, Orlando1980-83	Harris, Audrex2016-17
Finch, Rolandan2013	Goodwyn, Alonzo.....1995-97	Harris, Charles1987
Finley, Lydell1994-97	Goodwyn, Alfonzo1995-97	Harris, Clint.....1977-79
Flood, Tim.....2016-17	Gordon, Keif.....1991-93	Harris, Elisha1975-77
Flores, Nico.....2011-13	Gore, Rodney1985-86	Harris, Joe.....1975-76
Flowers, Jim1975-76	Grady, Willie1982	Harris, Martinis (Clifton)1994-96
Fluker-Berry, Dwight2008-10	Graeff, Steve1975-76	Harris, Natturmer2010-13
Ford, Calton2007-10	Grandison, Randy2001	Harris, Ray.....2009
Ford-Toomer, Thor2009-10	Grant, Matthew2010-13	Harris, Ronald.....1987-90, '92-93
Foreman, Karl.....1979-80, '82-83	Graves, Tony.....1985-87	Harris, Tony1976-77
Foreman, Rickey.....2011-14	Gray, George.....1985-87	Harris, Tyran1980-83
Fowler, Lamont.....1993-94	Gray, Marcus.....1999-2002	Harrison, Theodore1998-99
Fowler, Timothy.....1991-92	Green, Dwayne.....1997-2000	Haskett, Jerome1998
Fowlkes, Alonzo2013-14	Green, John.....1995-96	Hathaway, Ryan.....2007-10
Fox, Richard1988-89	Green, Kevin2013	Hawkins, Aaron1993-96
Franklin, Daryl.....1988-91	Green, Rodney1981	Hawkins, Anthony1997, '99
Franklin, Gary.....2004	Green, William.....1987	Hawkins, Brian1983-85
Fraser, Dalton2013	Greene, Jeff.....1981	Hawkins, Joseph2010-13
Frazer, Collin2013	Greenhow, Anthony1986-90	Hawkins, Nathaniel.....1981-82
Frazier, Simuel.....1993	Grier, Byron1975	Hawkins, Ronald1994
Freeman V, Harry.....2014-16	Griffin, Brian.....2003	Hayden, P.J.2008-09
Freeman, Harry.....2003	Griffin, Justin2006-08	Hayes, Anthony1978-79
Freeman, Jerome1994	Griggs, Victor.....1979-81	Hayes, James1991
Freeman, Ricky1980	Gross, Len1980	Hayes, Timothy1986-88
Freeman, Stembridge1993	Grove, Jason2002, '04-05	Haynes, James1980-82
Fulford, Maurice1976	Grove, Kyle1998-2001	Haynes, Steve.....1975-76
Fuller, George.....1977	Grove, Leon.....1998-99, '01	Haynesworth, Donte'.....2013-16
Funderburk, Quinta2015	Gunn, Jeff1979-82	Haynesworth, Leroy.....1988-91
Futrell, Kenny1979-81, '83		Hedgeman, Takeem.....2008, '10-12
	-H-	Hefelin, Curtis1985-86
	Hairston, Victor.....2007, '09-11	Henderson, Clarence.....1996
	Hall, Chris.....1991-95	Henderson, Edward1994
	Hall, James2006-08	Henderson, Jeffrey1992, '94
	Hall, Tyrone2000-03	Henderson, Ramsey.....2012-13
	Hallmus1985	Henderson, Torian2014-16
	Hammett Jr., Daniel2004-07	Henry, Broderick2004-05
	Hammond, Corwin.....2008-11	Henry, Errol2004-06
	Hammond, Doug.....1980	Herring, Don.....1978-81
	Hampton, Douglas.....1997-99	Hewitt, David1982
	Hampton, Jamell.....1998-99	Hickman, Antoine.....1990
	Hankerson Jr., Greg.....2015-16	Hicks, Barrett1978

-G-

Gainey, Johnell1991
Gains, Robert.....1980-81
Gallmon, Matthew1991-92
Gallop, Kenny.....1987-89
Galloway, Eric.....1992-93
Gandy1983
Gant, Justin2012-15
Gardner, Phillip.....2007
Garner, Victor1988-89, '91-92
Garrett, Reggie2010-12



Norfolk State University Football

ALL-TIME ROSTER

Hicks, Marquis..... 1995
Hicks, Vince2006-08
High, Johnny1977-80
High, Lorenzo.....2003-06
Hill, Earl..... 1982
Hill, Kevin..... 1982
Hill, Luther.....2005
Hill, Mark..... 1996
Hilliard, Sir-Taurus 1991
Hines, Antonio 1992
Hines, Ernest.....1982-84
Hines, Preston2001
Hines, Steve 1992
Hingleton, James 1988
Hinton, Kier..... 1992
Hitch, Eric.....2008, '10-12
Hodge, Dante'2006-08
Hodges, Deangelo1996-98
Hodges, Herbert1978-80
Hodges, Matt.....2017-Present
Holbrook, Joseph2008-11
Holden, Ernest 2015
Holley, Jerome1978-79
Hollins, Garland..... 1999
Hollins, Gabe2013-15
Holloway, Tony.....1977-79
Holmes, Lawrence1990-93
Hooker, Marlon1992-95
Hopkins, Leonard1982-85
Hopkins, Willie 1992
Horton, Robert2005-06
Hosten, Victor.....2008-10
Houston, Dominique2017-Present
Houston, George 1997-2000
Howard, Duncan..... 1977, '79-80
Howard, Michael.....1988-91
Howard, Rashad2006-07
Howell, Greg..... 1997
Hudson, Scott 1982
Huffine, Stan.....1976-77
Hughes, Troi.....2012-14
Humphrey, Kinan..... 2016
Humphrey, Louis.....2013-16
Hunt, Bryan..... 1992
Hunter, Hilton 1993
Hurdle, Charles1975-76
Hurdle, Curtis 1996
Huskins, Michael..... 1995

-I-

Ingram, McArthur..... 1980-81

-J-

Jackson, Antonio 1997
Jackson, Arriod1978-80
Jackson, Ben1984-87

Jackson, Brian2007, '09
Jackson, Cecil 1982
Jackson, Donovan2003-06
Jackson, Marcellus..... 2006-07, '09
Jackson, Rashard.....2001-03
Jackson, Robert..... 1985
Jackson, Temple 1975
Jackson, Torrance 1995-98
Jacobs, Che'..... 1992
Jacobs, Macio..... 1987
Jamison, Charles 2003
Jean-Pierre, Timothy.....2004-06
Jeffers, Richard 1988-89
Jefferson, Mark2003-04
Jenkins, Marcus 2004
Jennings, Ray2007-10
Jerome, Ricardo.....2003, '05
Jessup, John 1985-87
Jewett, Joshua 1997-98
Jimerson, Arthur 1986-89
Johnson, Aaron 1999
Johnson, Anthony 1981-84
Johnson, Broderick2004-05
Johnson, Clarence2001-03
Johnson, Darnell..... 2012
Johnson, Darryl2002-03
Johnson, David.....2000-02
Johnson, Delvin..... 1995
Johnson, DeMarta'2011-14
Johnson, Dustin 2005-07, '09
Johnson, Erin..... 1999
Johnson, Gerard.....2015-16
Johnson, Jamar2005-08
Johnson, Jerome.....2006-09
Johnson, Justin..... 2011
Johnson, Keith2011-14
Johnson, Kenneth2009-10
Johnson, Kondwani 1997
Johnson, Lawrence 1998
Johnson, Paul..... 1982
Johnson, Richard 1995
Johnson, Robert..... 1995-96
Johnson, Sadiki 1997
Johnson, Stanley.....1993-94
Johnson, Terrell2001-05
Johnson, Van 1977
Johnson, Wayne1984-85
Jones, A. 1979
Jones, C.J. (Christian).....2017-Present
Jones, D.F. 1979
Jones, Darrel Earl 1977-79
Jones, Daryl2004-07
Jones, Earl..... 1975
Jones, Erwin.....1975-77
Jones, Floyd.....2016-Present
Jones, George 1978, '80-82
Jones, Glen..... 1980-84

Jones, Johnnyson 1999-2002
Jones, Kendall 2012
Jones, Korey.....2005-08
Jones, Kyree2017-Present
Jones, Leon 1977
Jones, Linquan..... 1989-92
Jones, Morris 1986, '89-91
Jones, Ronald 1985-89
Jones, Walter2005-06
Jones, Wayne..... 1982
Jones, Wes2015-Present
Jordan, Dominic.....2016-Present
Jordan, Terrence..... 1982
Joseph, Maurice 1978-81
Joyner, Keith 1999
Jude, Cameron..... 2012

-K-

Kamara, Abdul 2013
Kanu, Alie..... 1996
Kauffman, Alonzo 1989-92
Kay, Jesse 1990-93
Kay, Michael.....2009-12
Kelly, Maurice..... 1997
Kelly, Mike 1999-2001
Kelly, Tyrees..... 1995
Kemp, Bobby..... 1982
Kendall, Dante 2001
Kendrick, Marcus 1980-82
Kersey, Rakeem 2008
Killam, Alex2011-14
Killian, Eric 1997-98
King, Alex..... 2003
King, Deon2012-15
King, Keith 1996

Kirby, Kenneth2016-Present

Knight, Tony 1975-76
Kressen, Jason..... 2004-05, '07

Kwegyir-Attah, Michael..2017-Present

-L-

Ladson, Charles 1992-93
Lamb, Eric 1984-85
Lambert, Keenan2011-14
Lambert, Michael.....2005-08
Land, Detrick..... 1996
Lanier, Derrick..... 1995
Langston, Dominique 1989
Lassiter, Tyrus2003-05
Lawing, William 1985-87
Lawrence, Maurice 1985-88
Lawrence, Roy.....2002-03
Lawson, Henry..... 1988-92
Lawson, Jeffrey..... 1987
Lawson, Samuel2002-05
Lee, Chris2014-17
Lee, Darryl 1980



ALL-TIME ROSTER

Lee, Don 1983-86	Mayweather, Antoine..... 1997	Morris, Quinton 1997
Lee, Edwin 2016-17	Mazgajewski, Jake 2014-16	Morris, Robert 1995-98
Lee, Jeff.....2016-Present	McAfee, Vaughn 1999-2001	Morris, Timothy 1991-92
Lee, Merelyn 2002	McCall III, Shedrick 2017	Moseley, Tom 1980
Lee, Raymond 1977-80	McCargo, Roderick..... 1981	Motley, Sunnil 1995-96
Lee, Roger..... 1995-98	McCliones, James 1984	Moulton, Rushawn 2005
Lee, Ryan..... 2010, '12-14	McCowan, Nigel 2007-10	Muenzer, Troy..... 2010-11
Legge, Adrian..... 1978-79	McCoy, Leonard 1993-96	Mungin, Keith 1991-95
Leigh, Reggie 1990-93	McCoy, Ronnie..... 1975-77	Musgrove, Eric 1995-96
Lennartz, Nick 2008	McDaniel, Kenneth 1992-95	Myler, Justin..... 2011-14
Leonard, Dontrell..... 2001-04	McDowell, Chaz..... 2000, '02	Myles, Jarrett 1995
Letson, Kevin 1996-97	McDuffie, Derron 2009	
Lewis 1985	McKie, Bernie 1975	-N-
Lewis, Timmy..... 1992	McKinney, Markeycoin 2001-04	Naji, Jamal 1999-2002
Lewis, Kelvin 2010-11, '13	McKinney, Timothy 2003	Nance, Brandon..... 2004-08
Lindsey, Sean 1987-88	McMullen, Leon..... 2000	Nance, Roger 1975
Lipscomb, Taro 2017-Present	Mebane, Darnell..... 1996-98	Narcisse, Pierre 2012
Little, Don 1977-80	Merritt, Dexter 2008-11	Nardone, Josh 2017-Present
Livingston, T.C..... 2014-16	Middleton, Deshaywn 2016-Present	Neal, Lamar 2012-15
Lomax, Bo 2015-Present	Miles, Adrian..... 1987	Nee, Larry 1980
Lopez, Martin 2002	Miles, Ira 1977-78	Neely, William..... 1997
Lott, Kyle 2000	Miles, Robert 1985-87	Nellons, Rahim..... 1995
Love, Chris..... 1992	Miller, Bevon..... 2002-04	Nelson, Terrance..... 1992
Ludwig, Bo 1978-80	Miller, Gary..... 1984-87	Nesbit..... 1983
Luna, Mark..... 2000	Mills, Patrick..... 2010	Newton, Kevin 1991-93
Luster, Donnie..... 1976-79	Mills, Trey 2013-16	Nichols, Thomas..... 1987
Lynch, James 2012-13	Minor, Dean 1986, '88-90	Nightingale, Malcolm..... 1981-84
Lytle, Kenneth..... 2000-01	Minor, Steve..... 1975-76	Nixon, Andre 1993-96
	Minor, Sylvester..... 1986-88	Nixon, Paul 1993
-M-	Minor, T.J. 2007-08	Nnadi, Mitchell 2011-13
Mack, Ervin..... 2000	Mitchell 1979	Noble, Kendall 2008-11
Mack, George..... 1976-77	Mitchell, Brandon 2004-05	Norman, Rodriguez 2006
Mack, Lashaun..... 1998-2000	Mitchell, Derrick..... 1992	Norris, Deon..... 2007-09
Mack, Vandy 1999-2000	Mitchell, Ralph..... 1986-88	Nwora, Anthony..... 1997-99
Macklin, Mike 1975-76	Mitchell, Randolph..... 1990	
Majette, Robert 1986	Mitchell, Terrance 1983-86	-O-
Major, Quincy..... 1995	Mitchell, Van 1992-93	Okafor, Jonathan 2014-16
Malcolm, Brian..... 1976-78	Mitchell, Willie..... 2002-03	Oladimeji, Daniel 2013-16
Manley, Bruce..... 1980, '82-84	Montgomery, Harry 1977	Oliver, Horace..... 1990-92
Manning, Aaron 2004-07	Montgomery, John 1987	Ollie, Willie..... 1992
Manning, Kenneth 1996-97	Montgomery, Richard..... 1994	Olumba, Anthony..... 2004-07
Manning, Nate 2006	Moody, Alex..... 2010	Outlaw, Tony..... 1987, '90-92
Manns 1985	Moody, Ken..... 1975-76	Overton, Garrick..... 1998
Marouf, Cameron..... 2013-16	Moore, Antonio 1988	Owens, Anthony 2002-03
Marrow, Darrin..... 2011-14	Moore, David..... 1987-88	Owens, Preston 1975
Marsh, Dennis 2006-08	Moore, Delvon 2002-03	Owens, Willie..... 1985-87
Marshall, Marlon 1984-87	Moore, Donroy 1983-85	Owi, Goodluck..... 2002-03
Martin, Carlos..... 1984-86	Moore, Jamel..... 2002	
Martin, Jorel..... 2000	Moore, Javon..... 2001	-P-
Mason, Jonathan 1991-94	Moore, Melvin..... 1990-92, '94	Paige, Kevin 1994-95
Mason, Maurice..... 1989	Moore, Shane 2008	Palmer, Aaron..... 2010
Massey, Brian..... 1988	Moore, Tommy..... 2007-08	Palmer, Ronnie..... 1978-81
Matthews, Blake 2009-11, '13	Mordecai, Theodore 1993	Panky 1985
Mauger, Michael 2001	Morris, Bobby..... 1980	Parker, Aryban 2001
Maxie, Tony 1995	Morris, Donnie..... 1986-89	Parker, George 1978-82
Maynes, Randy 2011-12	Morris, Gary 1988-91	Parker, Leroy 2013-16
Mayo, Gerrod 1992-94	Morris, Linwood 1981-83	Parker, Thomas 1989-92



Norfolk State University Football

ALL-TIME ROSTER

Parker, Willie 1997-99
 Parks, Roger 1981-84
 Pate, Arnold 1980-81, '83
 Patmon, Robert 2004
 Patterson, Chris 1994
 Pearson, Cornell 1997-2001
 Peeks, Delvin 1997-99
 Penn, Steven 1992
 Penn, William 2014-15
 Perkins, Alton 2001-02
 Perkins, Dennis 1980-81
 Perkins, James 1980
 Perry, Howard 1989-92
 Perryman, Antonio 2014
 Peterson, Richard 1987
 Pettaway, Lawrence 1986-88, '94
 Phelps, Joe 1984
 Phelps, Dwayne 1996
 Philistine, Jacques 2001-02
 Phillips, Anthony 2002
 Phillips, Mike 2012-15
 Phipps, John 1999-2000
 Pickett, Robert 1989
 Pierce, Harold 1976-79
 Pierce, Kenny 1978-80
 Pierson, Mike 2014-15
 Piggie, Dimond 1994-96
 Pinckney, Lawrence 1988-91
 Pittman, Eric 2014-15
 Pittman, Stanley 1980-83
 Platt 1985
 Plattler, Nathan 1995
 Polk, Terry 2014
 Porter, Michael 1987-88
 Porter, Trent 2009-11
 Powell, Dwight 1975
 Powell, Eddie 1975-76
Powell, Jalen 2017-Present
 Powell, Robert 1975-76
 Powell, Roscoe 1975
 Preston, Markeece 2007-10
Price, Bobby 2016-Present
 Price, Jerry 1981
 Price, Marvin 1990-92
 Privott, Mike 2012-13
 Prosize, Ray 2016
 Pugh, Terrence 2009-12
 Purdy, Robert 1993

-Q-

Quarles, Jari 2008
 Quigley, Gerrard 2006
 Quinerly, John 1993-96
Quinerly, Nhyre' 2017-Present
 Quinones, Ramon 2003

-R-

Rainey, Elmore 1975-78
 Ramer, Andrew 2005-08
 Ramey, Benjamin 1991-92
 Ramseur, Travis 1990-93
 Ramsey, Harvey 1988, '90-92
 Randolph, Benny 1986-90
 Ray, Ricky 1975-78
 Reamon, Josh 2008-11
 Redmon, Winston 1983
 Reeves, Jason 1993, '95-97
 Reid, B.J. (Blair) 2012, '15
 Reid, Eric 1992-95
 Reid, Terrell 2016
 Revels, Raynard 2015-16
 Revels, Raynard 1980-82, '84
 Reynolds, DeVonte 2008-11
 Rhodes, Donald 1985-87
 Richardson 1983-84
 Richardson, Earl 1992
 Richardson, Jamaal 2003
 Richardson, Ledell 1990
 Ricks, Alonzo 1977-80
 Riddick, Brendon 2012-14
 Riddick, George 2011-14
 Riddick, Mel 1975-78
 Riley, James 2001
 Roach, Theo 1995-98
 Roberson, Robert 1985-89
 Roberts, Calvin 2011-12
 Roberts, Eduardo 1981
 Roberts, Jon 2000-02
 Roberts, Wayne 1975
 Robertson, Carlos 1994
 Robinson, Donald 1996
 Robinson, Jimmy 1976-79
 Robinson, Randy 1975-77

Rodwell, Craig 2016-Present

Roe, James 1992-95
 Rogers, E.J. 2011-14
 Rogers, Julius 1988-91
 Rogers, Leslie 1987
 Rollins, Michael 1986-88, '91-92
 Roscoe, Wilonte' 2012
 Rose, Rameses 2005, '07
 Ross, Robert 1990-93
 Ross, Ronald 1985-87
 Rountree, Brian 1991-94
 Rouse, James 1990
 Rowe, Ryan 1992-93
 Rudd, Billy 2008-09
 Rushing, Robert 1994-97
 Russell, Corey 1993
Russell Jr., Rashard 2017-Present
 Ryland, Kyle 2005, '08

-S-

Samia, Wilford 1987-88
 Sammons, Emery 2004-06
 Samuel, Roemel 2000, '02-03
 Sanderlin, Naron 2006-07, '10
 Sanders, Brent 2000-03
 Sanders, Shaun 1995-96
 Sangster, DeAndre 2012-13, '15
 Satchell, Andre 1999
 Satterfield, Andre 1994-96
 Satterfield, James 1990-93
Savage, Aaron 2016-Present
 Sawyer, Brandon 2005-07
 Scarpulla, Mike 1981
 Scott, Byron 1986
 Scott, Dominic 2004
 Scott, Joe 1979-82
 Scott, Yacento 1994-95
 See, Wayne 1999-2001
 Selby, Maurice 1997-99
 Sellers, Tyrone 1997-2000
 Shaddix, Dylan 2012, '14
 Shaw, Antowynne 1995-98
 Shepherd, Tyrece 2010-12
 Sheppard, Henry 1975-77
 Short, Jamie 2007-10
 Simmons, Dallas 2013
 Simmons, Jackie 1975-76
 Simon, Allen 2013-15
 Sims, Greg 1983
 Singh, Amardeep 2012
 Singleton, Brent 2012-13
 Sizemore, Kenneth 1985-89
 Skinner, Karlsten 1987-91
 Smallwood, Reggie 1978-81
 Smart, Davon 2009
 Smiley, Tony 1977
 Smith, Alphonso 1984-85
 Smith, Anthony 2014-17
 Smith, Cameron 2013-14
 Smith, Chad 1999-2001
 Smith, Charles 2004
 Smith, Christopher 1995-96
 Smith, Conley 2012-16
 Smith, Curtis 1988-89
 Smith, Damian 2014
 Smith, Damien 1999-2000
 Smith, Davy 1999-2002
 Smith, Duriel 1995-96
 Smith, Frank 1984-85
 Smith, Jeffrey 2006-08
Smith, Justin 2017-Present
 Smith, Leon 1981-84
 Smith, Phil 1982-84
 Smith, Robert 1984
 Smith Jr., Rodney 2014-16
 Smith, Trayoen 2005-06



ALL-TIME ROSTER

Smith, Turan1977, '80	Taylor, Marcus2015-Present	Walker, Dario2005-08
Smith, Vincent.....1983-85	Taylor, Nick.....2010-12, '14	Walker, Darrin.....1992-93
Smith, William.....1998, '01-02	Tekola, Gideon.....2001-02	Walker, Franklin.....1988
Sneed, Jermaine.....1993-96	Terrell, Tevis.....2003-04	Walker, Hassan.....1980
Snowden, Todd.....1980	Thinner, Terry.....1997	Walker, Willie.....2004-06
Soloman, Dwayne.....1986	Thom, Jim.....1975	Waller, Derrick.....1975
Somerville, Jarnae.....2000-02	Thomas, Brian.....1994-96	Walley, Chris.....2010-11
Somlar, Sean.....2003	Thomas, Chris.....1992	Walters, Mark.....1978
Southerland, Martin.....2003	Thomas, Glenn.....2001	Walton, James.....1993-94
Spady.....1983	Thomas, Marlos.....1997	Walton, Mel.....1979-80
Spain, Jairus.....2012-13	Thomas, Troy.....1989-91	Ward, Quintan.....1980-82, '84
Sparrow, Aaron.....1992-95	Thompson, Calvin.....1986-88	Ware.....1983
Speller, Kyron2016-Present	Thompson, Daniel.....2002	Washington, Alvin.....1979
Speller, Thomas.....2011	Thompson, Larry.....1975	Washington, Johnny.....1984-87
Spellman, Clyde.....2002	Thompson, Steven.....1987	Washington, Kevin.....1991
Spencer, George.....1994-96	Thompson, Vesen.....1980-83	Washington, Mike.....2000-01
Spivey, Antonio.....1999	Thorpe, Olin.....1994-95	Washington, Nico.....2010-13
Spratley, Doug.....1978-81	Thornton, Maurice.....2003-04	Waters, Dario.....2017-Present
Springs, Willie.....1975	Thorpe, Lamont.....2007-10	Waters, R.J. (Raymond).....2006-09
Stallings, Bernett.....1983	Tibbs, Gary.....1987-90	Watkins.....1983
Stallings, James.....1985-86, '88, '90	Tillman, Gene.....1980	Watkins, Lloyd.....1988-90
Stallings, Melvin.....1992-94	Tillman, Marvin.....1987	Watson, Tony.....1984, '86
Staples, Victor.....1981	Timmons, Omari-Ali.....2013-14	Watson, Willie.....1988-91
Staton, A.J.....2012	Todd, Adrian.....1979	Waugh, Mikel.....1987-90
Staton, Kevin.....2017-Present	Todd, Angelo.....1997-99	Weaver, Robert.....1995-97
Steen, Darrell.....1976	Trail, Lynden.....2012-14	Weaver, Warren.....2003
Stephens, Greg.....1980	Trappier, Franklin.....1999	Webb, Michael.....1992
Stephens, Mike.....1979	Travers, Seth.....2009-10	Webber, Maurice.....1990-93
Stevens, Freddie.....2003	Tripline, Tyrone.....1980-83	Webster, Earl.....1988-89
Stevens, Kurt.....1980	Trotter, Edward.....2003	Weiss, Ryan.....1994
Stevens, Mike.....1980	Tucker, Derald.....1999	Wells, Jason.....1998
Stevenson, Larry.....1988-89	Turner, Josh.....2008-11	West, Adrian.....2003
Steward, Chester.....1989	Turner, Ollie.....1977	West, Bernie.....1979-80
Stewart, Winston.....1995-96	Twine, Andre.....2005-07	Whaley, Jim.....1975
Still, Eric.....1985-89	Twine, Phillip.....2005	Wheeler, Shaki.....2000
Stinger, Thomas.....2014-17	Tyler, Cornelius.....2015-16	Whipple, Lawrence.....1985-87
Stith, Larry.....1988-89	Tyson, Mendell.....1983	Whitaker, Darcell.....2013-15
Stokes, Je'Ron.....2013		White, Antwan.....2014-17
Stokes, Malik.....2013-15	-U-	White, Charles.....1993
Stokes, Robert.....1992-94	Upton, Emanuel.....1976-78	White, Charles.....1984-87
Strayhorn, Kharim.....1992	Urama, Chima.....2009	White, Derrick.....2013
Street, Markice.....2014-15		White, Dwight.....1976
Strickler, Jake.....2010	-V-	White, Isaac.....2012-15
Stringer, Joe.....1988	Vance, Derrick.....1984-87	White, LaRon (Kendall).....1992-95
Stubbs, Bobby.....1976-77	Vann, Mike.....2002	White, Lonnie.....1995-96
Sturdifen, Mel.....1976-79	Vaughan, Rodney.....1997-98	White, Omari.....1995
Sullivan, Dionte.....2011-12	Vaughn, Shawn.....1985-88	White, Paul.....1978
Swann, Hakiem2016-Present	Verdi, Stephen.....1996	White, Tevin.....2012-13
Sweatt, Dwight.....1976-79	Vernon, Allen.....1992-93	Whitehead, Jim.....1975
Swindell, Emanuel.....2003-06	Volcin, Ricardo.....2008-11	Whitehead, Terrell.....2006-09
Sydnor, James.....1992		Whitehurst, Alton.....1991
	-W-	Whitehurst, D.....1983
-T-	Wade, Ryan.....2013-15	Whitehurst, Kelvin.....1982-85
Talley, Kevin.....2001-04	Wahee, George.....2016-17	Whitfield, Mohonda.....2001
Tapp, Brian.....1995-96	Wahee, J.T. (Jenkinson) ..2016-Present	Whitfield, Sirrico.....1993
Taylor, Anthony.....2007-10	Waldo, Tony.....1978	Whitley, James.....1992-93
Taylor, Chad.....1999	Walker, Brandon.....2013-16	Whitties, Meredith.....2007-08



Norfolk State University Football

ALL-TIME ROSTER

Whittington, Mike2001-03
 Wicker, Jeremy2007-10
 Wicks, Lesley 1985, '87-89
 Wiggins, Fonzo 1984-86
 Wilkins, Larry1977, '80
 Williams, Anthony 1988-92
Williams, Anthony2017-Present
 Williams, Brandon.....2006-07
 Williams, Calvin 1993-96
 Williams, Cameron2011-13
 Williams, Carlos 1999, '01-02
 Williams, Chris..... 1993-95, '97
 Williams, Christian..... 1995-96
 Williams, Corey1990, '92
 Williams, D'Metrius2014-15
 Williams, De'Ante2011-12
 Williams, Dean 1975-78
Williams, Ian2017-Present
 Williams, James 1993
 Williams, James 1985-86
 Williams, Johnny 1975-76
 Williams, Kalandas..... 2001
 Williams, Kerlon..... 2008
 Williams, Kevin..... 2012-14, '16
 Williams, L. 1983
 Williams, Rickey 1995
 Williams, Robert1985-86
 Williams, Sherron.....2004-07
 Williams, Steve.....1988-89
 Williams, Timothy 1984-87
 Williams, Tory 2009
 Williams, William1981-85
 Williams, Willie..... 1996
 Williamson, Theodore1997-98
 Wilson, Bryan1979-81
 Wilson, Byron1992-95
 Wilson, Darius 2014
 Wilson, Leon1982-83
 Wilson, Shawn 1996
 Winningham, Jason 1989-92
Winstead, Isaiah.....2017-Present
 Witcher, Michael2014-15
 Wood, Donnell.....1983-85
 Wood, Ricky 1993
 Woodard, Nathan 1992
 Woodley, Andre.....1992-93
 Woolfolk, Kermit 1989
 Wormley, Julius2011-12
 Wright, Kimble..... 1988
 Wright, William1981-84
 Wright, Wayne 1976
 Wyatt, Ed.....1995-97
 Wyche, Mark..... 1992
 Wyne, Charlie1975-78


-Y-

Yelverton, Robert..... 1990-92
 Yetts, Vance1984-85
 Yonkers, Sean 1993
 Young, Clarence 1985
 Young, Ervin 1978
 Young, James 1986
 Young, Ricky 1998-99

-Z-

Zamora, Anthony.....2015
 Ziegler, Manning..... 1980

* Only student-athletes who have played since 1975 are listed, based on available records. Records for lettermen prior to 1975 are unavailable.



Norfolk State University Football

SEASON-BY-SEASON RESULTS



Mickey Yancy Era 2 seasons (5-7), .417

1938 (1-4)

Opponent	Result	Score
Virginia Union Fr.	W	13-6
Hampton Institute	L	0-13
Fayetteville State	L	0-53
Elizabeth City State	L	0-52
B.T. (Norfolk)	L	0-9
Season Total		13-133

1939 (4-3)

Opponent	Result	Score
Virginia Union	L	6-22
Hampton Freshman	W	13-0
Virginia State 'B'	L	0-12
Fayetteville State	L	0-7
Elizabeth City State	W	20-0
Kittrell	W	79-0
B.T. (Norfolk)	W	14-8
Season Total		132-49

James Gill Era 2 seasons (9-3-2), .714

1940 (3-3-1)

Opponent	Result	Score
Princess Anne	W	20-6
Bordentown	L	0-7
Fayetteville State	L	20-21
Virginia State 'B'	T	0-0
St. Augustine's	W	12-0
Hampton Freshman	W	20-12
Elizabeth City State	L	6-13
Season Total		78-59

1941 (6-0-1) – EIAC Champions

Opponent	Result	Score
Miner	W	6-0
Bordentown	W	19-0
Fayetteville State	W	26-0
Hampton Freshman	W	13-0
Winston-Salem	T	13-13
St. Augustine's	W	25-7
Elizabeth City State	W	21-6
Season Total		123-26

From 1942-44, NSU canceled its football program due to World War II

Leroy Porter Era 7 seasons (30-17-4), .627

1945 (3-2-1)

Opponent	Result	Score
Hampton Freshman	W	39-0
Fayetteville State	L	2-4
Navy All-Stars	T	0-0
Fayetteville State	L	8-12
Brown Bombers	W	7-6
BTW High School	W	13-0
Season Total		69-22

1946 (4-5)

Opponent	Result	Score
Elizabeth City State	W	20-6
Swift Junior College	W	13-0
Brown Bombers	L	6-7
Cheyney State	L	0-13
Elizabeth City State	W	7-0
Fayetteville State	L	0-13
Maryland State	W	20-6
Virginia State 'B'	L	0-13
Storer College	L	6-18
Season Total		72-76

1947 (5-2)

Opponent	Result	Score
Swift Junior College	W	32-13
Portsmouth 'Y'	W	13-0
Cheyney State	W	27-7
Storer College	W	20-0
Fayetteville State	W	15-12
Maryland State	L	6-31
Elizabeth City State	L	8-12
Season Total		121-75

1948 (5-3-1)

Opponent	Result	Score
Battling Palms	L	9-12
Livingstone	W	41-0
Virginia Seminary	W	60-0
Storer College	W	50-0
Hampton 'B'	L	0-2
Fayetteville State	T	6-6
Virginia Union 'B'	W	14-0
Miner College	W	21-6
Elizabeth City State	L	7-14
Season Total		208-40

1949 (6-0) – EIAC Champions

Opponent	Result	Score
Livingstone	W	28-0
Virginia Seminary	W	6-0
Hampton 'B'	W	21-6
Fayetteville State	W	25-12
Storer College	W	14-6



Norfolk State University Football

SEASON-BY-SEASON RESULTS

Elizabeth City State	W	7-6
Season Total		101-30

1950 (5-2-1) – EIAC Champions

Opponent	Result	Score
Virginia State 'B'	L	0-13
Cheyney State	W	13-0
Fayetteville State	W	15-12
Livingstone	W	28-0
Miner	W	40-0
Clafin College	L	6-14
Virginia Seminary	W	20-0
Elizabeth City State	T	0-0
Season Total		122-39

1951 (2-3-1)

Opponent	Result	Score
Brown Bombers	L	0-12
Morristown	W	19-0
Fayetteville State	L	6-19
Livingstone	W	20-0
Elizabeth City State	L	0-19
Clafin	T	14-14
Season Total		59-64

Ed Ferrell Era 3 seasons (8-12-0), .400

1952 (5-2)

Opponent	Result	Score
Morristown	W	14-7
Miner	W	25-0
Fayetteville State	L	0-32
Livingstone	W	7-6
Miner	W	19-0
Voorhees	W	14-0
Elizabeth City State & - Fish Bowl Classic	L	2-6
Season Total		81-51

1953 (1-6)

Opponent	Result	Score
Virginia Union	L	0-45
Delaware State	L	0-18
Fayetteville State	L	2-12
Livingstone	L	14-20
Morristown	L	7-12
South Carolina Trade	W	26-0
Elizabeth City State	L	6-13
Season Total		55-120

1954 (2-4)

Opponent	Result	Score
Delaware State	L	0-7
3rd Anti-Aircraft	W	13-12
Livingstone	L	13-14
Morristown	W	18-6

South Carolina Trade	L	13-25
Elizabeth City State	L	6-19
Season Total		63-83

Joe Echols Era 6 seasons (28-19-1), .594

1955 (3-5)

Opponent	Result	Score
St. Paul's	L	0-6
3rd Anti-Aircraft	L	6-42
South Carolina Trade	W	12-9
Voorhees	L	6-19
Livingstone	W	19-6
Morristown	W	21-0
Fort Monroe	L	6-32
Elizabeth City State	L	6-21
Season Total		76-135

1956 (2-6)

Opponent	Result	Score
St. Paul's	L	0-19
South Carolina Trade	L	6-7
Voorhees	L	6-14
D.C. Teachers	W	19-6
Morristown	W	6-0
Kittrell College	L	6-12
Elizabeth City State	L	8-14
Livingstone	L	0-6
Season Total		51-78

1957 (5-1) – EIAC Champions

Opponent	Result	Score
South Carolina Trade	W	13-0
Voorhees	W	40-18
Livingstone	W	25-12
Morristown	W	25-0
Kittrell	W	14-6
Elizabeth City State	L	0-20
Season Total		117-56

1958 (5-3) – EIAC Champions

Opponent	Result	Score
Central State	L	12-18
South Carolina Trade	L	8-20
Voorhees	W	16-12
Livingstone	L	14-30
Friendship	W	20-0
Elizabeth City State	W	8-0
Morristown	W	58-6
Kittrell	W	21-11
Season Total		162-99

1959 (7-1-1)

Date	Opponent	Loc.	Result	Score
9/19	Virginia Union	A	T	12-12
	Central State	H	W	22-16

Norfolk State University Football

SEASON-BY-SEASON RESULTS



Friendship	H	W	86-0
South Carolina Trade	H	W	16-0
Voorhees	A	L	6-24
Livingstone	H	W	12-6
Kittrell	H	W	26-12
Elizabeth City State	A	W	20-6
Morristown		W	8-0
Season Total			208-76

1960 (6-3)

Date	Opponent	Loc.	Result	Score
9/17	Virginia Union	H	W	14-12
	Central State	A	L	0-47
	Elizabeth City State	H	W	42-20
	South Carolina Trade	H	L	6-20
	West Virginia State	A	W	20-8
	Voorhees	H	W	30-20
	Livingstone	A	L	0-15
	Kittrell	A	W	19-0
	Friendship	A	W	21-6
Season Total				152-148

Bill Archie Era 6 seasons (22-24), .478

1961 (4-3)

Date	Opponent	Loc.	Result	Score
9/16	Virginia Union	A	L	8-26
	Elizabeth City State &	H	W	24-7
	West Virginia State	A	W	22-7
	D.C. Teachers	H	W	16-6
	Livingstone	H	L	8-14
	Maryland State	A	L	0-32
	St. Paul's	H	W	13-12
Season Total				91-104

& - Fish Bowl Classic

1962 (5-3, 3-3 CIAA)

Date	Opponent	Loc.	Result	Score
9/15	Virginia Union *	H	L	10-26
	Elizabeth City State *	A	W	14-0
	West Virginia State &	H	W	20-0
	North Carolina A&T *	A	L	6-13
	D.C. Teachers	H	W	45-0
	Livingstone *	A	W	34-6
	Maryland State *	H	L	6-7
	St. Paul's *	A	W	12-0
Season Total				147-52

* CIAA Game

& - Fish Bowl Classic

1963 (4-4, 4-3 CIAA)

Date	Opponent	Loc.	Result	Score
9/21	Virginia Union *	A	W	12-2
	Elizabeth City State *	H	W	18-8
	Central State	A	L	7-29
	North Carolina A&T *	H	L	7-34

Hampton *	H	W	42-0
Livingstone *	H	W	62-0
Maryland State *	A	L	6-19
11/9 Virginia State *	A	L	7-13
Season Total			161-105

* CIAA Game

1964 (2-5, 2-5 CIAA)

Date	Opponent	Loc.	Result	Score
9/19	Virginia Union *	H	L	0-7
	Elizabeth City State * &	A	L	0-20
	North Carolina A&T *	A	L	13-36
	Hampton *	A	W	13-9
	Livingstone *	A	W	47-6
	Maryland State * #	H	L	7-31
11/7 Virginia State *	H	L	0-22	
Season Total				80-131

* CIAA Game

& - Fish Bowl Classic

- Lawrence Stadium; Portsmouth, Va.

1965 (4-4, 4-4 CIAA)

Date	Opponent	Loc.	Result	Score
9/18	Virginia Union *	A	W	18-13
9/25	Elizabeth City State *	A	W	19-6
10/9	North Carolina A&T *	H	L	20-27
10/16	Hampton * #	H	W	20-0
10/23	Livingstone * &	H	W	22-20
10/30	Maryland State *	A	L	0-14
11/6	Virginia State *	H	L	6-21
11/13	Morgan State *	A	L	0-33
Season Total				105-134

* CIAA Game

- Lawrence Stadium; Portsmouth, Va.

& - Fish Bowl Classic

1966 (3-5, 3-5 CIAA)

Date	Opponent	Loc.	Result	Score
9/17	Virginia Union *	H	L	17-32
9/24	Elizabeth City State *	H	W	16-6
10/8	North Carolina A&T *	A	L	6-40
10/15	Hampton *	A	W	33-27
10/22	Livingstone *	A	L	0-31
10/29	Maryland State * \$	H	W	22-20
11/5	Virginia State *	A	L	3-21
11/12	Morgan State *	H	L	0-34
Season Total				97-211

* CIAA Game

\$ - Homecoming

Willie Smith Era 1 season (4-4), .500

1967 (4-4, 3-4 CIAA)

Date	Opponent	Loc.	Result	Score
9/16	West Virginia State	H	W	6-3
9/23	Elizabeth City State *	A	L	12-14



Norfolk State University Football

SEASON-BY-SEASON RESULTS

10/7	North Carolina A&T *	H	W	17-14
10/14	Hampton *	H	W	23-20
10/21	Virginia Union *	A	L	14-34
10/28	Maryland State *	A	L	0-14
11/4	Virginia State *	H	W	31-7
11/11	Morgan State *	A	L	0-63

Season Total 103-169
 * CIAA Game

Curt Maddox Era

4 seasons (11-21-1), .348

1968 (2-5-1, 2-4-1 CIAA)

Date	Opponent	Loc.	Result	Score
9/21	Glenville State &	H	L	6-7
9/28	Elizabeth City State *	H	W	34-14
10/12	North Carolina A&T *	A	L	14-61
10/19	Hampton *	A	L	7-13
10/26	Virginia Union *	H	W	37-26
11/2	Maryland State * \$	H	T	27-27
11/9	Virginia State *	A	L	17-21
11/16	Morgan State *	H	L	7-34

Season Total 149-203
 & - Fish Bowl Classic
 * CIAA Game
 \$ - Homecoming

1969 (4-4, 4-3 CIAA)

Date	Opponent	Loc.	Result	Score
	West Virginia State &	H	L	22-28
	Elizabeth City State *	A	L	19-32
	North Carolina A&T *	H	L	14-20
10/18	Hampton *	H	W	39-6
10/25	Virginia Union *	A	W	22-21
11/1	Maryland State *	A	W	7-6
11/8	Virginia State *	H	W	39-0
11/15	Morgan State *	A	L	6-48

Season Total 159-161
 * CIAA Game
 & - Fish Bowl Classic

1970 (3-6, 2-3 CIAA)

Date	Opponent	Loc.	Result	Score
9/19	Morgan State *	H	L	7-15
9/26	Elizabeth City State	H	L	18-28
10/3	Livingstone # &	H	W	34-13
10/10	North Carolina A&T	A	L	18-21
10/17	Hampton *	A	W	52-6
10/24	Virginia Union *	H	W	22-19
10/31	Maryland State * \$	H	L	14-32
11/7	Virginia State *	A	L	0-21
11/14	Grambling State	A	L	13-55

Season Total 178-210
 * CIAA Game

- Lawrence Stadium; Portsmouth, Va.
 & - Fish Bowl Classic
 \$ - Homecoming

1971 (2-6, 2-3 CIAA)

Date	Opponent	Loc.	Result	Score
9/18	Morgan State	A	L	9-33
9/25	Elizabeth City State *	A	L	7-12
10/2	Winston-Salem State *	A	W	17-14
10/9	North Carolina A&T	H	L	3-25
10/16	Hampton *	H	W	30-15
10/23	Virginia Union *	A	L	0-21
11/6	Virginia State *	H	L	0-39
11/13	Grambling State	H	L	0-55

Season Total 66-214
 * CIAA Game

Bob Ledbetter Era

2 seasons (8-12), .400

1972 (3-7, 3-2 CIAA)

Date	Opponent	Loc.	Result	Score
9/9	Tennessee State	A	L	6-56
9/16	Fayetteville State	H	L	14-21
9/23	Elizabeth City State *	H	W	29-14
9/30	Winston-Salem State	H	L	14-32
10/7	North Carolina A&T	A	L	14-35
10/14	Hampton *	A	W	33-14
10/21	Virginia Union * \$	H	L	14-26
11/4	Virginia State *	A	L	6-21
11/11	Grambling State	A	L	6-39
11/18	St. Paul's *	A	W	56-8

Season Total 192-266
 * CIAA Game
 \$ - Homecoming

1973 (5-5, 5-3 CIAA)

Date	Opponent	Loc.	Result	Score
9/15	Fayetteville State *	A	W	34-16
9/22	Elizabeth City State *	A	L	11-14
9/29	Winston-Salem State *	A	W	21-10
10/6	North Carolina A&T	H	L	12-26
10/13	Hampton *	H	W	21-6
10/20	Virginia Union *	A	L	0-26
10/27	Shaw *	H	W	64-12
11/3	Virginia State * \$	H	L	0-16
11/10	Grambling State	H	L	6-32
11/17	St. Paul's *	H	W	48-8

Season Total 217-166
 * CIAA Game
 \$ - Homecoming

Dick Price Era

10 seasons (62-41-4), .598

3 CIAA Championships (1974, 1975, 1976)

1974 (8-3, 8-0 CIAA) - CIAA Champion

Date	Opponent	Loc.	Result	Score
9/14	St. Paul's *	A	W	47-8
9/21	Fayetteville State *	H	W	28-9

Norfolk State University Football

SEASON-BY-SEASON RESULTS



9/28	Elizabeth City State *	H	W	27-7
10/5	Winston-Salem State *	H	W	26-10
10/12	North Carolina A&T	A	L	6-8
10/19	Hampton *	A	W	27-10
10/26	Virginia Union * \$	H	W	21-10
11/2	Shaw *	A	W	22-16
11/9	Virginia State *	A	W	7-6
11/16	Grambling State	A	L	10-16
12/21	Tuskegee #	N	L	14-15

Season Total 235-115

* CIAA Game

\$ - Homecoming

- Gate City Bowl; Atlanta, Ga. (Atlanta Stadium)

1975 (8-3, 7-1 CIAA) - CIAA Champion

Date	Opponent	Loc.	Result	Score
9/13	Elon	A	W	33-31
9/20	Fayetteville State *	A	W	9-7
9/27	Elizabeth City State *	A	W	33-13
10/4	Winston-Salem State *	A	W	42-14
10/11	North Carolina A&T	H	L	13-35
10/18	Hampton * \$	H	L	7-27
10/25	Virginia Union *	A	W	23-14
11/1	Shaw *	H	W	21-0
11/8	Virginia State *	H	W	28-10
11/15	Grambling State #	N	L	0-26
11/22	St. Paul's *	H	W	40-14

Season Total 249-191

* CIAA Game

\$ - Homecoming

- Whitney M. Young Classic; New York City (Shea Stadium)

1976 (8-4, 7-1 CIAA) - CIAA Champion

Date	Opponent	Loc.	Result	Score
9/11	Elon *	H	L	0-3
9/18	Fayetteville State *	H	W	28-7
9/25	Elizabeth City State *	H	W	42-14
10/2	Winston-Salem State *	H	W	13-6
10/9	North Carolina A&T	A	L	7-13
10/16	Hampton *	A	W	24-7
10/23	Virginia Union * \$	H	W	10-6
10/30	Bethune-Cookman %	N	W	23-14
11/6	Virginia State *	A	W	17-7
11/13	Grambling State	A	L	19-41
11/20	St. Paul's *	A	W	33-17
12/11	South Carolina State #	N	L	10-26

Season Total 226-161

* CIAA Game

\$ - Homecoming

% - Whitney M. Young Classic; New York City (Yankee Stadium)

- Bicentennial Bowl; Richmond, Va. (City Stadium)

1977 (4-6-1, 4-3-1 CIAA)

Date	Opponent	Loc.	Result	Score
9/3	William & Mary	A	L	13-27
9/10	Livingstone *	A	W	14-13

9/17	Fayetteville State *	A	W	28-7
9/24	Elizabeth City State * # &	A	W	37-0
10/1	Winston-Salem State *	A	L	14-21
10/8	North Carolina A&T \$	H	L	14-21
10/15	Hampton *	H	L	0-18
10/22	Virginia Union *	A	L	15-21
11/5	Virginia State *	H	T	21-21
11/12	Grambling State	H	L	21-48
11/19	St. Paul's *	H	W	41-0

Season Total 218-197

* CIAA Game

- Lawrence Stadium; Portsmouth, Va.

& - Fish Bowl Classic

\$ - Homecoming

1978 (6-4, 5-3 CIAA)

Date	Opponent	Loc.	Result	Score
9/2	St. Paul's *	A	W	36-7
9/9	Livingstone *	H	W	36-10
9/16	Fayetteville State *	H	W	34-12
9/23	Elizabeth City State * &	H	L	9-23
9/30	Winston-Salem State *	H	L	7-24
10/7	North Carolina A&T	A	L	28-39
10/14	Hampton *	H	W	16-6
10/21	Virginia Union *	H	L	0-6
10/28	Bowie State \$	H	W	23-7
11/4	Virginia State *	A	W	3-0

Season Total 192-134

* CIAA Game

& - Fish Bowl Classic

\$ - Homecoming

1979 (8-3-1, 6-1-1 CIAA)

Date	Opponent	Loc.	Result	Score
9/1	St. Paul's *	H	W	41-0
9/8	Livingstone *	A	W	36-3
9/15	Fayetteville State *	A	W	35-0
9/22	Elizabeth City State * &	H	W	18-8
9/29	Winston-Salem State *	A	T	21-21
10/6	North Carolina A&T	H	W	27-26
10/13	Hampton *	H	W	26-13
10/20	Virginia Union *	A	L	9-41
10/27	Bethune-Cookman %	A	L	14-21
11/3	Virginia State * \$	H	W	14-12
11/10	Bowie State	H	W	26-6
12/1	South Carolina State #	N	L	7-39

Season Total 274-183

* CIAA Game

& - Fish Bowl Classic

% - Orlando, Fla.

\$ - Homecoming

- Gold Bowl; Richmond, Va. (City Stadium)

1980 (5-4-1, 3-3-1 CIAA)

Date	Opponent	Loc.	Result	Score
9/6	St. Paul's *	A	L	15-18
9/13	Livingstone *	H	W	25-0



Norfolk State University Football

SEASON-BY-SEASON RESULTS

9/20	Fayetteville State	H	W	20-0
9/27	Elizabeth City State * # &	H	L	12-21
10/4	Winston-Salem State *	H	L	13-17
10/11	Elon	A	L	26-65
10/18	Hampton *	A	W	37-14
10/25	Virginia Union * \$	H	T	26-26
11/1	Bethune-Cookman	H	W	20-7
11/8	Virginia State *	A	W	32-29

Season Total 226-197

* CIAA Game

- Lawrence Stadium; Portsmouth, Va.

& - Fish Bowl Classic

\$ - Homecoming

1981 (4-5-1, 3-4-0 CIAA)

Date	Opponent	Loc.	Result	Score
9/5	St. Paul's * %	H	W	67-2
9/19	Fayetteville State	A	W	27-6
9/26	Elizabeth City State * # &	H	W	24-0
10/3	Winston-Salem State *	A	L	6-25
10/10	Elon	H	T	20-20
10/17	Hampton *	H	L	20-23
10/24	Virginia Union *	A	L	13-43
10/31	Howard	A	L	28-49
11/7	Virginia State * \$	H	W	36-12
11/14	North Carolina Central *	A	L	21-27

Season Total 262-207

* CIAA Game

% - Norview High School

- Lawrence Stadium; Portsmouth, Va.

& - Fish Bowl Classic

\$ - Homecoming

1982 (6-4, 5-2 CIAA)

Date	Opponent	Loc.	Result	Score
	St. Paul's *	A	W	27-0
9/18	Fayetteville State ** %	H	W	26-6
9/25	Elizabeth City State * # &	H	W	7-3
10/2	Winston-Salem State * %	H	W	16-7
10/9	North Carolina Central ** %	H	W	14-9
10/16	Hampton *	A	W	25-7
10/23	Virginia Union * %	H	L	0-51
10/30	Howard %	H	L	18-24
11/6	Virginia State *	A	L	7-13
11/13	Cheyney State	A	L	19-20

Season Total 159-140

* CIAA Game

** 1 of these 2 games was a CIAA contest; which one is unknown

% - at Indian River High School

- Lawrence Stadium; Portsmouth, Va.

& - Fish Bowl Classic

\$ - Homecoming

1983 (5-5, 2-5 CIAA)

Date	Opponent	Loc.	Result	Score
	St. Paul's *	H	W	15-9

	Cheyney State	H	W	17-0
9/24	Elizabeth City State * &	H	L	0-15
10/1	Bowie State **	H	W	21-6
10/8	North Carolina Central *	A	L	6-47
10/15	Hampton * \$	H	L	12-14
10/22	Virginia Union *	A	L	21-48
10/29	Howard	A	W	19-12
11/5	Virginia State *	H	L	3-23
11/12	Livingstone **	A	W	43-20

Season Total 157-194

* CIAA Game

** 1 of these 2 games was a CIAA contest; which one is unknown

& - Fish Bowl Classic

\$ - Homecoming

Willard Bailey Era

9 seasons, (52-40-1), .565

1 CIAA Championship (1984)

1984 (10-2, 6-1 CIAA) - CIAA Champion

Date	Opponent	Loc.	Result	Score
	St. Paul's *	H	W	22-7
	Cheyney State	A	W	14-6
	Elizabeth City State * &	H	W	17-0
	Bowie State **	A	W	38-0
10/6	North Carolina Central **	H	W	29-26
10/13	Hampton *	A	W	15-7
10/20	Virginia Union *	H	W	6-0
10/27	Howard \$	H	W	42-10
11/3	Virginia State *	A	L	14-17
11/10	Livingstone **	H	W	27-18
11/17	Winston-Salem State #	H	W	20-19
11/24	Towson State %	H	L	21-31

Season Total 265-141

* CIAA Game

** 2 of these 3 games were CIAA contests; which ones are unknown

& - Fish Bowl Classic

\$ - Homecoming

- CIAA Championship game

% - NCAA Division II playoffs

1985 (6-4, 5-2 CIAA)

Date	Opponent	Loc.	Result	Score
9/7	St. Paul's *	H	W	37-0
9/14	William & Mary	A	L	15-28
9/21	Johnson C. Smith **	H	W	28-0
9/28	Elizabeth City State * &	H	W	45-3
10/5	Fayetteville State **	A	W	34-14
10/12	North Carolina Central **	A	W	32-14
10/19	Hampton * \$	H	L	35-36
10/26	Virginia Union * %	A	W	16-10
11/2	Howard	A	L	21-28
11/9	Virginia State *	H	L	17-27

Season Total 280-160

Norfolk State University Football

SEASON-BY-SEASON RESULTS



* CIAA Game

** 2 of these 3 games were CIIA contests; which ones are unknown

& - Fish Bowl Classic

\$ - Homecoming

% - Gold Bowl Classic; Richmond, Va.

1986 (4-6, 3-4 CIIA)

Date	Opponent	Loc.	Result	Score
9/6	St. Paul's * #	A	W	45-0
9/13	Fayetteville State *	H	W	38-21
9/20	Johnson C. Smith *	A	W	6-0
9/27	Elizabeth City State * &	H	L	14-20
10/4	Morgan State	A	W	23-21
10/18	Hampton *	A	L	14-19
10/25	Virginia Union *	H	L	24-56
11/1	Howard \$	H	L	13-38
11/8	Virginia State *	A	L	14-23
11/15	Bloomsburg	H	L	7-21

Season Total 198-219

* CIIA Game

- Lawrence Stadium; Portsmouth, Va.

& - Fish Bowl Classic

\$ - Homecoming

1987 (4-7, 2-5 CIIA)

Date	Opponent	Loc.	Result	Score
9/5	Bloomsburg	H	W	26-17
9/12	Cheyney	A	L	7-12
9/19	N. Carolina Central *	A	L	20-28
9/26	Elizabeth City State * &	H	W	27-7
10/3	North Carolina A&T	A	W	20-17
10/10	Winston-Salem State *	H	L	20-36
10/17	Hampton *	H	L	17-48
10/24	Virginia Union * %	A	L	6-37
10/31	Howard	A	L	6-43
11/7	Virginia State * \$	H	L	10-35
11/14	St. Paul's *	H	W	50-3

Season Total 209-283

* CIIA Game

& - Fish Bowl Classic

% - Gold Bowl Classic; Richmond, Va.

\$ - Homecoming

1988 (5-5, 2-4 CIIA)

Date	Opponent	Loc.	Result	Score
9/3	Bloomsburg	H	L	6-14
9/10	Lane College #	N	W	51-13
9/17	N. Carolina Central *	H	L	7-10
9/24	Elizabeth City State * &	H	W	20-9
10/1	North Carolina A&T	H	W	30-6
10/8	Winston-Salem State *	A	L	14-31
10/15	Hampton *	A	W	34-27
10/22	Virginia Union *	H	L	28-41
10/29	Morgan State \$	H	W	35-9
11/5	Virginia State *	A	L	28-38

Season Total 253-198

- Charlotte Memorial Stadium; Charlotte, N.C.

* CIIA Game

& - Fish Bowl Classic

\$ - Homecoming

1989 (6-3-1, 3-2-1 CIIA)

Date	Opponent	Loc.	Result	Score
9/2	Morgan State	A	L	20-31
9/9	Cheyney	H	W	22-0
9/16	Livingstone *	A	W	43-0
9/23	Elizabeth City State * &	H	W	57-0
9/30	North Carolina A&T	A	W	6-0
10/7	Bowie State *	H	L	13-33
10/14	Hampton *	H	T	20-20
10/21	Virginia Union * %	A	L	13-29
10/28	Southern Connecticut \$	H	W	39-30
11/4	Virginia State *	H	W	16-13

Season Total 249-156

* CIIA Game

& - Fish Bowl Classic

% - Gold Bowl Classic; Richmond, Va.

\$ - Homecoming

1990 (7-3, 5-1 CIIA)

Date	Opponent	Loc.	Result	Score
9/1	Fort Valley State ^	H	W	30-6
9/8	Cheyney	A	W	32-0
9/15	Livingstone *	H	W	30-14
9/22	Elizabeth City State * &	H	W	29-0
9/29	North Carolina A&T	H	L	6-20
10/6	Bowie State *	A	W	29-17
10/13	Hampton *	A	W	27-18
10/20	Virginia Union * \$	H	L	23-30
10/27	Southern Connecticut	A	L	39-48
11/3	Virginia State *	A	W	21-20

Season Total 266-173

* CIIA Game

^ - Labor Day Classic

& - Fish Bowl Classic

\$ - Homecoming

1991 (7-3, 5-1 CIIA)

Date	Opponent	Loc.	Result	Score
8/31	Virginia State * ^	H	W	18-12
9/7	Morgan State	H	W	27-9
9/14	Johnson C. Smith *	H	W	32-6
9/21	Millersville	A	L	16-34
9/28	Elizabeth City State * &	H	W	26-21
10/5	North Carolina A&T	A	L	14-50
10/12	Bowie State * \$	H	W	35-13
10/19	Hampton *	H	W	26-12
10/26	Virginia Union * %	A	L	11-39
11/2	Fayetteville State	A	W	28-14

Season Total 233-210

* CIIA Game

^ - Labor Day Classic

& - Fish Bowl Classic



Norfolk State University Football

SEASON-BY-SEASON RESULTS

§ - Homecoming
% - Gold Bowl Classic; Richmond, Va.

1992 (3-7, 2-4 CIAA)

Date	Opponent	Loc.	Result	Score
9/5	Virginia State * # ^	H	L	21-28
9/12	Johnson C. Smith *	A	L	0-7
9/19	Fayetteville State	H	L	23-32
9/26	Elizabeth City State *	A	W	46-45
10/3	North Carolina A&T	H	L	6-35
10/10	Bowie State *	A	W	24-7
10/17	Hampton *	A	L	0-60
10/24	Virginia Union *	H	L	38-41
10/31	Kentucky State §	H	W	23-6
11/14	Bethune-Cookman	A	L	26-31

Season Total 207-292

* CIAA Game

- Hosted by Virginia State but played at NSU's Foreman Field

^ - Labor Day Classic

§ - Homecoming

Archie Cooley Era

1 season (3-7-1), .318

1993 (3-7-1, 2-5-1 CIAA)

Date	Opponent	Loc.	Result	Score
9/4	Virginia State * ^	H	L	7-21
9/11	N. Carolina Central *	A	L	20-30
9/18	Fayetteville State *	A	L	19-34
9/25	Elizabeth City State *	H	W	40-12
10/2	Lane College	H	W	54-8
10/9	Winston-Salem State *	A	T	54-54
10/16	Hampton *	H	L	21-48
10/23	Virginia Union * %	A	W	21-9
10/30	Kentucky State	A	L	24-26
11/6	Johnson C. Smith * §	H	L	13-20
11/13	Bethune-Cookman	H	L	31-33

Season Total 304-295

* CIAA Game

^ - Labor Day Classic

% - Gold Bowl Classic; Richmond, Va.

§ - Homecoming

Darnell Moore Era

5 seasons (26-26), .500

1994 (7-3, 5-3 CIAA)

Date	Opponent	Loc.	Result	Score
9/3	Virginia State * # ^	H	L	6-54
9/10	N. Carolina Central *	H	W	26-24
9/17	Fayetteville State *	H	W	42-14
9/24	Elizabeth City State *	A	L	26-27
10/8	Winston-Salem State *	H	W	50-48
10/15	Hampton *	A	L	28-53
10/22	Virginia Union *	H	W	45-27
10/29	Johnson C. Smith *	A	W	34-30

11/5 Lane College § H W 28-26
11/12 Kentucky State & % H W 60-7

Season Total 345-310

* CIAA Game

- Hosted by Virginia State but played at NSU's Foreman Field

^ - Labor Day Classic

§ - Homecoming

& - Fish Bowl Classic

% - at Indian River High School

1995 (7-3, 6-2 CIAA)

Date	Opponent	Loc.	Result	Score
9/2	Virginia State * ^	H	L	22-41
9/9	Bowie State * #	H	W	27-12
9/16	Livingstone *	A	W	42-28
9/23	Elizabeth City State *	H	W	62-50
9/30	Delaware State *	A	L	14-20
10/7	Bethune-Cookman &	H	W	35-33
10/14	Hampton	H	L	18-23
10/21	Virginia Union * %	A	W	58-32
10/28	Johnson C. Smith * §	H	W	55-14
11/3	N. Carolina Central *	A	W	27-6

Season Total 360-259

* CIAA Game

^ - Labor Day Classic

- at Indian River High School

& - Fish Bowl Classic

% - Gold Bowl Classic; Richmond, Va.

§ - Homecoming

1996 (7-4, 6-2 CIAA)

Date	Opponent	Loc.	Result	Score
8/31	Virginia State * ^	H	L	15-24
9/7	Bowie State *	A	W	20-14
9/14	Livingstone *	H	W	21-20
9/21	Bethune-Cookman ** #	N	W	41-29
9/28	Delaware State ** &	H	W	27-23
10/5	Central State	H	L	14-23
10/19	Virginia Union * §	H	W	38-0
10/26	Elizabeth City State *	A	W	14-7
11/2	Howard	A	L	14-42
11/9	Winston-Salem State *	A	L	7-13
11/16	Hampton **	A	W	14-7

Season Total 225-202

* CIAA Game

** 2 of these 3 games were CIAA contests; which ones are unknown

^ - Labor Day Classic

- First Union Gateway Classic; Jacksonville, Fla.

& - Fish Bowl Classic

§ - Homecoming

1997 (3-7, 2-5 MEAC)

Date	Opponent	Loc.	Result	Score
8/30	Virginia State ^	H	L	7-36
9/6	Virginia Union	A	W	26-0
9/13	Florida A&M *	A	L	26-41

Norfolk State University Football

SEASON-BY-SEASON RESULTS



9/20	Delaware State *	A	L	21-24
9/27	Morgan State * &	H	W	48-6
10/11	South Carolina State *	A	L	25-28
10/18	Hampton *	H	L	2-9
11/1	Howard *	H	L	24-32
11/8	Liberty \$	H	L	6-17
11/15	Bethune-Cookman *	H	W	21-7

Season Total 206-200

* MEAC Game

^ - Labor Day Classic

& - Fish Bowl Classic

\$ - Homecoming

1998 (2-9, 2-6 MEAC)

Date	Opponent	Loc.	Result	Score
9/5	Virginia State ^	H	L	22-30
9/12	Florida A&M *	H	L	14-84
9/19	Delaware State *	H	W	38-26
9/26	Morgan State *	A	W	46-43
10/3	North Carolina A&T *	A	L	20-34
10/10	South Carolina State * &	H	L	26-43
10/17	Hampton *	A	L	14-59
10/24	Virginia Union \$	H	L	8-17
10/31	Howard *	A	L	20-54
11/7	Liberty	A	L	12-45
11/14	Bethune-Cookman *	A	L	38-59

Season Total 258-494

* MEAC Game

^ - Labor Day Classic

& - Fish Bowl Classic

\$ - Homecoming

Mo Forte Era

4 seasons (15-29), .341

1999 (2-9, 1-7 MEAC)

Date	Opponent	Loc.	Result	Score
9/4	Virginia State ^	H	W	19-7
9/11	Florida A&M *	A	L	7-56
9/18	Delaware State *	A	L	6-26
10/2	North Carolina A&T *	H	L	14-28
10/9	South Carolina State *	A	L	23-27
10/16	Hampton *	H	L	27-28
10/23	Virginia Union	A	L	9-21
10/30	Howard * &	H	L	23-29
11/6	Morgan State * \$	H	W	20-16
11/13	Bethune-Cookman *	H	L	6-26
11/20	Texas Southern	A	L	6-22

Season Total 160-286

* MEAC Game

^ - Labor Day Classic

& - Fish Bowl Classic

\$ - Homecoming

2000 (3-8, 2-6 MEAC)

Date	Opponent	Loc.	Result	Score
9/2	Virginia State ^	H	W	31-24

9/9	Bethune-Cookman * %	N	L	6-24
9/16	Villanova	A	L	0-42
9/30	North Carolina A&T *	A	L	0-16
10/7	South Carolina State * &	H	W-OT	24-21
10/14	Hampton *	A	L	19-47
10/21	Florida A&M *	H	L	14-42
10/28	Howard *	A	L	0-14

11/4 Morgan State * \$ H W 19-14

11/11 Delaware State * H L 28-31

11/18 Texas Southern # N L 12-17

Season Total 153-292

* MEAC Game

^ - Labor Day Classic

% - Fort Lauderdale, Fla.

& - Fish Bowl Classic

\$ - Homecoming

- Gold Coast Classic; San Diego, Calif.

2001 (5-6, 3-5 MEAC)

Date	Opponent	Loc.	Result	Score
9/1	Virginia State ^	H	W	13-0
9/22	Bethune-Cookman *	H	L	7-32
9/29	North Carolina A&T * &	H	L	0-43
10/6	Savannah State	A	W	27-18
10/13	Hampton *	H	W	28-20
10/20	Florida A&M *	A	L	9-47
10/27	Howard * \$	H	W-OT	7-0
11/3	Morgan State *	A	W	33-27
11/10	Delaware State * #	N	L	13-43
11/17	Morris Brown	A	L	14-42
11/24	South Carolina State *	A	L	10-16

Season Total 160-288

* MEAC Game

^ - Labor Day Classic

& - Fish Bowl Classic

\$ - Homecoming

- Gold Coast Classic; San Diego, Calif.

2002 (5-6, 2-6 MEAC)

Date	Opponent	Loc.	Result	Score
8/31	Virginia State ^	H	W	31-21
9/14	Savannah State	H	W	35-6
9/28	Bethune-Cookman *	A	L	7-49
10/5	North Carolina A&T *	A	L	10-36
10/12	South Carolina State * &	H	L	9-35
10/19	Hampton *	A	L	14-31
10/26	Florida A&M *	H	L	31-34
11/2	Howard *	A	L	0-21
11/9	Morgan State * \$	H	W	17-14
11/16	Delaware State *	H	W	23-20
11/23	Morris Brown	H	W	32-19

Season Total 209-286

* MEAC Game

^ - Labor Day Classic

& - Fish Bowl Classic

\$ - Homecoming



Norfolk State University Football

SEASON-BY-SEASON RESULTS

Willie Gillus Era 2 seasons (2-19-0), .095

2003 (1-11, 0-7 MEAC)

Date	Opponent	Loc.	Result	Score
8/30	Virginia State ^	H	L	15-16
9/13	Savannah State	A	W	7-3
9/20	Virginia Military Institute	A	L	9-34
9/27	Bethune-Cookman *	H	L	14-56
10/4	North Carolina A&T * &	H	L	14-34
10/11	South Carolina State *	A	L	15-34
10/18	Hampton *	H	L	0-52
10/25	Florida A&M	A	L	10-60
11/1	Howard * \$	H	L	28-42
11/8	Liberty	A	L	21-69
11/14	Delaware State *	A	L	25-36
11/22	Morgan State *	A	L	34-43

Season Total 192-479

* MEAC Game

^ - Labor Day Classic

& - Fish Bowl Classic

\$ - Homecoming

2004 (1-8, 1-6 MEAC)

Date	Opponent	Loc.	Result	Score
9/4	Virginia State ^	H	L	7-17
9/11	Savannah State	H	L-2 OT	34-41
9/25	Bethune-Cookman *	A	L	3-43
10/2	North Carolina A&T * &	H	W	27-14
10/9	South Carolina State *	H	L	14-39
10/16	Hampton *	A	L	10-58
10/30	Howard *	A	L	17-35
11/6	Morgan State * \$	H	L	28-58
11/13	Delaware State *	H	L	28-33

Season Total 168-338

* MEAC Game

^ - Labor Day Classic

& - Fish Bowl Classic

\$ - Homecoming

Pete Adrian Era 10 seasons (32-60), .348 ***

2005 (4-7, 2-6 MEAC)

Date	Opponent	Loc.	Result	Score
9/3	Virginia State ^	H	L	6-34
9/10	North Carolina A&T *	A	L	14-16
9/24	Bethune-Cookman * &	H	L-4 OT	61-63
10/1	Savannah State	A	W	58-29
10/6	South Carolina State *	H	L	21-35
10/15	Hampton *	H	L	14-55
10/22	Florida A&M *	A	L	17-31
10/29	Howard * \$	H	W	26-7
11/5	Morgan State *	A	W	24-21
11/12	Delaware State *	A	L	17-38
11/19	Liberty	H	W	34-17

Season Total 292-346

* MEAC Game

^ - Labor Day Classic

& - Fish Bowl Classic

\$ - Homecoming

2006 (4-7, 1-7 MEAC)

Date	Opponent	Loc.	Result	Score
9/2	Virginia State ^	H	W	29-14
9/9	Virginia Military Institute	H	W	32-19
9/23	Bethune-Cookman *	A	L	21-22
9/30	North Carolina A&T * &	H	W	42-20
10/7	South Carolina State *	A	L	10-47
10/14	Hampton *	A	L	13-42
10/21	Florida A&M *	H	L-OT	33-36
10/28	Howard *	A	L	10-13
11/4	Morgan State * \$	H	L	20-29
11/11	Delaware State *	H	L	10-33
11/18	Winston-Salem State	H	W	31-14

Season Total 251-289

* MEAC Game

^ - Labor Day Classic

& - Fish Bowl Classic

\$ - Homecoming

2007 (8-3, 6-2 MEAC)

Date	Opponent	Loc.	Result	Score
9/1	Virginia State ^	H	W	33-7
9/15	Rutgers	A	L	0-59
9/22	Bethune-Cookman * &	H	W	38-31
9/27	North Carolina A&T *	A	W	50-20
10/6	South Carolina State *	H	W-2OT	20-13
10/13	Hampton *	H	W	20-19
10/18	Florida A&M *	A	W	33-27
10/27	Howard * \$	H	L	10-17
11/3	Morgan State *	A	W	24-16
11/10	Delaware State *	A	L-OT	21-28
11/10	Winston-Salem State	H	W	23-20

Season Total 272-257

* MEAC Game

^ - Labor Day Classic

& - Fish Bowl Classic

\$ - Homecoming

2008 (5-7, 3-5 MEAC)

Date	Opponent	Loc.	Result	Score
8/30	Virginia State ^	H	W	47-7
9/6	Kentucky	A	L	3-38
9/13	North Carolina A&T * &	H	W	27-21
9/20	William & Mary	A	L	12-42
9/27	Bethune-Cookman *	A	L	17-33
10/11	South Carolina State *	A	L	23-24
10/18	Hampton *	A	L	17-35
10/25	Florida A&M * \$	H	L	28-31
11/1	Howard *	A	W	49-12
11/8	Morgan State *	H	W	35-9
11/15	Delaware State *	H	L	28-34

Norfolk State University Football

SEASON-BY-SEASON RESULTS



11/22 Winston-Salem State A W 17-14

Season Total 303-300

* MEAC Game

^ - Labor Day Classic

& - Fish Bowl Classic

\$ - Homecoming

2009 (0-4, 0-3 MEAC) ***

Date	Opponent	Loc.	Result	Score
9/5	Virginia State ^	H	W***	28-10
9/12	North Carolina A&T *	A	L	13-17
9/19	William & Mary	H	L	15-27
9/26	Bethune-Cookman * &	H	W***	40-14
10/10	South Carolina State *	H	L	10-37
10/17	Hampton *	H	W***	46-6
10/24	Florida A&M *	A	L	20-34
10/31	Howard * \$	H	W***	41-6
11/17	Morgan State *	A	W***	31-23
11/14	Delaware State *	A	W***	21-16
11/21	Winston-Salem State	H	W***	28-21

Season Total 293-211

* MEAC Game

^ - Labor Day Classic

& - Fish Bowl Classic

\$ - Homecoming

2010 (0-5, 0-4 MEAC) ***

Date	Opponent	Loc.	Result	Score
9/2	Rutgers	A	L	0-31
9/11	North Carolina A&T * &	H	W***	23-14
9/18	Virginia State	H	W***	51-28
9/25	Bethune-Cookman *	A	L	7-21
10/9	South Carolina State *	A	L	13-34
10/16	Hampton *	A	L	6-7
10/23	Florida A&M * \$	H	L	13-17
10/30	Howard *	A	W***	10-9
11/6	Morgan State *	H	W***	37-25
11/13	Delaware State *	H	W***	31-21
11/20	Savannah State	A	W***	42-6

Season Total 233-213

* MEAC Game

& - Fish Bowl Classic

\$ - Homecoming

2011 (0-3, 0-1 MEAC) ***

Date	Opponent	Loc.	Result	Score
9/3	Virginia State ^	H	W***	37-3
9/10	West Virginia	A	L	12-55
9/17	Howard *	A	W***	23-9
9/24	Charleston Southern	A	W***	33-3
10/1	South Carolina State * &	H	W***	17-14
10/8	Delaware State *	A	W***	38-21
10/5	Hampton *	H	W***	34-24
10/20	Bethune-Cookman *	H	L	6-14
10/29	North Carolina A&T * \$	H	W***	14-10
11/5	Savannah State *	A	W***	45-3
11/12	Morgan State *	A	W***	47-14

11/26 Old Dominion # A L 18-35

Season Total 324-205

* MEAC Game

^ - Labor Day Classic

& - Fish Bowl Classic

\$ - Homecoming

- Division I FCS Playoffs (1st Round)

*** All of NSU's wins from the 2009, '10, and '11 seasons, the 2011 MEAC championship and 2011 FCS playoff appearance were vacated by the NCAA.

2012 (4-7, 2-6 MEAC)

Date	Opponent	Loc.	Result	Score
9/1	Virginia State ^	H	W	24-0
9/8	Liberty	A	W	31-24
9/15	Howard *	H	L-OT	36-37
9/22	Ohio	A	L	10-44
9/29	South Carolina State *	A	L	0-14
10/6	Delaware State * &	H	L	17-20
10/13	Hampton *	A	L	14-28
10/20	Bethune-Cookman *	A	L	3-48
10/27	North Carolina A&T *	A	L	9-30
11/3	Savannah State * \$	H	W	33-21
11/10	Morgan State *	H	W	30-0

Season Total 207-266

* MEAC Game

^ - Labor Day Classic

& - Fish Bowl Classic

\$ - Homecoming

2013 (3-9, 3-5 MEAC)

Date	Opponent	Loc.	Result	Score
8/31	Maine ^	H	L	6-23
9/7	Rutgers	A	L	0-38
9/21	Charleston Southern	H	L	12-20
9/28	Morgan State *	A	W	27-21
10/5	Savannah State *	H	W	26-24
10/12	Delaware State *	A	L	7-14
10/19	Hampton *	H	L	17-27
10/26	Old Dominion	H	L	24-27
11/2	Florida A&M * \$	H	L	6-16
11/9	Bethune-Cookman *	A	W	27-24
11/16	N.C. Central *	A	L	13-24
11/23	South Carolina State *	H	L	3-17

Season Total 168-275

* MEAC Game

^ - Labor Day Classic

\$ - Homecoming

2014 (4-8, 4-4 MEAC)

Date	Opponent	Loc.	Result	Score
8/30	Maine	A	L	6-10
9/6	Liberty	H	L	0-17
9/13	William & Mary	A	L	14-29
9/20	Buffalo	A	L	7-36
9/27	Morgan State * &	H	W	15-14



Norfolk State University Football

SEASON-BY-SEASON RESULTS

10/4	Savannah State *	A	W	14-7	10/14	Hampton *	H	L	14-16
10/11	Delaware State * \$	H	L-OT	10-13	10/21	N.C. Central *	A	W	28-21
10/18	Hampton *	A	W	21-13	10/28	Savannah State * \$	H	L	9-27
11/1	Florida A&M *	A	W	12-10	11/4	North Carolina A&T *	H	L	7-35
11/6	Bethune-Cookman *	H	L	7-13	11/11	Howard *	A	L	24-28
11/15	N.C. Central *	H	L	14-19	11/18	Morgan State *	A	W	45-32
11/15	South Carolina State *	A	L	20-30	Season Total				209-303
Season Total				140-211	* MEAC Game				
* MEAC Game					^ - Labor Day Classic				
& - Fish Bowl Classic					\$ - Homecoming				
\$ - Homecoming									

Latrell Scott Era

3 seasons (12-21), .364

2015 (4-7, 4-4 MEAC)

Date	Opponent	Loc.	Result	Score
9/5	Rutgers	A	L	13-63
9/12	Old Dominion	A	L	10-24
9/19	Marshall	A	L	7-45
9/26	Hampton *	H	W	24-14
10/3	Howard *	A	W	15-12
10/10	North Carolina A&T *	H	L	3-27
10/24	Bethune-Cookman *	A	L	49-59
10/31	N.C. Central *	A	L	16-24
11/7	Savannah State * \$	H	W	20-17
11/14	South Carolina State *	H	L	10-17
11/21	Morgan State *	A	W	17-10
Season Total				184-312
* MEAC Game				
\$ - Homecoming				

2016 (4-7, 3-5 MEAC)

Date	Opponent	Loc.	Result	Score
9/4	Elizabeth City State ^	H	W	20-12
9/10	Richmond	A	L	0-34
9/17	William & Mary	A	L	10-35
9/24	North Carolina Central *	H	L	31-34
10/1	Howard *	H	L	28-33
10/6	North Carolina A&T *	A	L	0-35
10/22	Bethune-Cookman *	H	L	14-21
10/29	Morgan State *\$	H	W	27-14
11/5	Savannah State *	A	L	14-31
11/12	South Carolina State *	A	W	13-10
11/19	Hampton *	A	W	17-10
Season Total				174-269
* MEAC Game				
^ - Labor Day Classic				
\$ - Homecoming				

2017 (4-7, 4-4 MEAC)

Date	Opponent	Loc.	Result	Score
9/2	Virginia State ^	H	L	10-14
9/9	William & Mary	H	L	6-20
9/16	James Madison	A	L	14-75
9/23	Delaware State *	A	W	17-7
10/7	Florida A&M *	H	W	35-28

Norfolk State University Football



COACHES RECORDS

NSU'S ALL-TIME RECORD BY COACHES

Name	Years	W	L	T	Pct.
Mickey Yancey	1938-39	5	7	0	.417
James Gill	1940-41	9	3	2	.714
1942-44 canceled due to World War II					
Leroy Porter	1945-51	30	17	4	.627
Ed Ferrell	1952-54	8	12	0	.400
Joe Echols	1955-60	28	19	1	.594
Bill Archie	1961-66	22	24	0	.478
Willie Smith	1967	4	4	0	.500
Curt Maddox	1968-71	11	21	1	.348
Bob Ledbetter	1972-73	8	12	0	.400
Dick Price	1974-83	62	41	4	.598
Willard Bailey	1984-92	52	40	1	.565
Archie Cooley	1993	3	7	1	.318
Darnell Moore	1994-98	26	26	0	.500
Mo Forte	1999-2002	15	29	0	.341
Willie Gillus	2003-04	2	19	0	.095
Pete Adrian	2005-14	32*	60	0	.348
Latrell Scott	2015-present	12	21	0	.364
TOTAL		329*	362	14	.477

* 22 wins from 2009-11 vacated by NCAA

NSU'S ALL-TIME RECORD BY COACHES, BY YEAR

Year	Name	Record	Pct.	Points Scored	Points Allowed
1938	Mickey Yancey	1-4-0	.200	13	133
1939	Mickey Yancey	4-3-0	.571	132	49
1940	James Gill	3-3-1	.500	78	59
1941	James Gill	6-0-1	.929	123	26
1942-44	Canceled due to World War II				
1945	Leroy Porter	3-2-1	.583	69	24
1946	Leroy Porter	4-5-0	.444	72	76
1947	Leroy Porter	5-2-0	.714	121	75
1948	Leroy Porter	5-3-1	.611	208	40
1949	Leroy Porter	6-0-0	1.000	101	30
1950	Leroy Porter	5-2-1	.688	122	39
1951	Leroy Porter	2-3-1	.417	59	64
1952	Ed Ferrell	5-2-0	.714	81	51
1953	Ed Ferrell	1-6-0	.143	55	120
1954	Ed Ferrell	2-4-0	.400	63	83
1955	Joe Echols	3-5-0	.375	76	135
1956	Joe Echols	2-6-0	.250	51	78
1957	Joe Echols	5-1-0	.833	117	56
1958	Joe Echols	5-3-0	.625	162	99



Dick Price coached the Spartans from 1974-83



Norfolk State University Football

COACHES RECORDS

NSU'S ALL-TIME RECORD BY COACHES, BY YEAR, CONT.

Year	Name	Record	Pct.	Points Scored	Points Allowed
1959	Joe Echols	7-1-1	.833	208	76
1960	Joe Echols	6-3-0	.667	152	148
1961	Bill Archie	4-3-0	.571	91	104
1962	Bill Archie	5-3-0	.625	147	52
1963	Bill Archie	4-4-0	.500	161	105
1964	Bill Archie	2-5-0	.286	80	131
1965	Bill Archie	4-4-0	.500	105	148
1966	Bill Archie	3-5-0	.375	97	211
1967	Willie Smith	4-4-0	.500	103	169
1968	Curt Maddox	2-5-1	.313	149	203
1969	Curt Maddox	4-4-0	.500	59	161
1970	Curt Maddox	3-6-0	.333	178	210
1971	Curt Maddox	2-6-0	.250	66	214
1972	Bob Ledbetter	3-7-0	.300	192	266
1973	Bob Ledbetter	5-5-0	.500	271	166
1974	Dick Price	8-3-0	.636	235	115
1975	Dick Price	8-3-0	.727	249	191
1976	Dick Price	8-4-0	.667	226	161
1977	Dick Price	4-6-1	.409	218	197
1978	Dick Price	6-4-0	.600	192	134
1979	Dick Price	8-3-1	.708	274	183
1980	Dick Price	5-4-1	.550	206	197
1981	Dick Price	4-5-1	.450	262	207
1982	Dick Price	6-4-0	.600	159	140
1983	Dick Price	5-5-0	.500	157	194
1984	Willard Bailey	10-2-0	.833	265	141
1985	Willard Bailey	6-4-0	.600	280	160
1986	Willard Bailey	4-6-0	.400	191	198
1987	Willard Bailey	4-7-0	.363	206	283
1988	Willard Bailey	5-5-0	.500	253	198
1989	Willard Bailey	6-3-1	.650	249	156
1990	Willard Bailey	7-3-0	.700	266	173
1991	Willard Bailey	7-3-0	.700	233	210
1992	Willard Bailey	3-7-0	.300	207	292
1993	Archie Cooley	3-7-1	.318	304	295
1994	Darnell Moore	7-3-0	.700	345	310
1995	Darnell Moore	7-3-0	.700	360	259
1996	Darnell Moore	7-4-0	.636	226	203
1997	Darnell Moore	3-7-0	.300	206	200
1998	Darnell Moore	2-9-0	.182	258	494
1999	Mo Forte	2-9-0	.182	160	286
2000	Mo Forte	3-8-0	.375	153	292
2001	Mo Forte	5-6-0	.455	161	278
2002	Mo Forte	5-6-0	.455	209	286
2003	Willie Gillus	1-11-0	.083	192	479
2004	Willie Gillus	1-8-0	.111	168	338
2005	Pete Adrian	4-7-0	.364	292	346
2006	Pete Adrian	4-7-0	.364	251	289
2007	Pete Adrian	8-3-0	.723	272	257
2008	Pete Adrian	5-7-0	.417	303	300
2009	Pete Adrian	0-4-0*	.000	293	211
2010	Pete Adrian	0-5-0*	.000	233	213
2011	Pete Adrian	0-3-0*	.000	324	205
2012	Pete Adrian	4-7-0	.364	207	266
2013	Pete Adrian	3-9-0	.250	168	275
2014	Pete Adrian	4-8-0	.333	140	211
2015	Latrell Scott	4-7-0	.364	182	312
2016	Latrell Scott	4-7-0	.364	174	269
2017	Latrell Scott	4-7-0	.364	209	303
TOTAL		329-362-14*	.477		

* 2009 (7 wins), 2010 (6 wins), 2011 (9 wins) seasons vacated by NCAA

Norfolk State University Football

RECORD VS. OPPONENTS



Opponent	Gms.	Rec.	First Game	Last Game
Battling Palms	1	0-1-0	1948	1948
Bethune-Cookman	27	7-19-0*	1976	2016
Bloomsburg	3	1-2-0	1986	1988
Booker T. Wash. HS	3	1-2-0	1938	1945
Bordentown	2	1-1	1940	1941
Bowie State	10	9-1-0	1978	1996
Brown Bombers	3	1-2-0	1945	1951
Buffalo	1	0-1-0	2014	2014
Central State	5	1-4-0	1958	1996
Charleston Southern	2	0-1-0*	2011	2013
Cheyney	9	6-3-0	1946	1990
Clafin	2	1-1-0	1950	1951
Delaware State	23	4-16-0*	1953	2017
D.C. Teachers	3	3-0-0	1956	1962
Elizabeth City State	56	33-22-1	1938	2016
Elon	4	1-2-1	1975	1981
Fayetteville State	31	20-10-1	1938	1994
Florida A&M	16	3-13-0	1997	2017
Friendship (J.C.)	3	3-0-0	1958	1960
Fort Monroe	1	0-1-0	1955	1955
Fort Valley State	1	1-0-0	1990	1990
Glenville State	1	0-1-0	1968	1968
Grambling State	8	0-8-0	1970	1977
Hampton	55	26-26-1*	1938	2017
Howard	27	6-18-0*	1981	2017
James Madison	1	0-1-0	2017	2017
Johnson C. Smith	7	5-2-0	1985	1995
Kentucky	1	0-1-0	2008	2008
Kentucky State	3	2-1-0	1992	1994
Kittrell (J.C.)	6	5-1-0	1939	1960
Lane	3	3-0-0	1988	1994
Liberty	6	2-4-0	1997	2014
Livingstone	30	23-7-0	1948	1996
Maine	2	0-2-0	2013	2014
Marshall	1	0-1-0	2015	2015
Maryland State (now UMES)	12	4-7-1	1946	1970
Millersville	1	0-1-0	1991	1991
Miner Teachers	5	5-0-0	1941	1952
Morgan State	32	18-11-0*	1965	2017
Morris Brown	2	1-1-0	2001	2002
Morristown	9	8-1-0	1951	1959
Navy All-Stars	1	0-0-1	1945	1945
North Carolina A&T	41	9-30-0*	1962	2017
North Carolina Central	15	6-9-0	1981	2017
Ohio	1	0-1-0	2012	2012
Old Dominion	3	0-3-0	2011	2015
Portsmouth 'Y'	1	1-0-0	1947	1947
Princess Anne	1	1-0-0	1940	1940
Richmond	1	0-1-0	2016	2016
Rutgers	4	0-4-0	2007	2015
Savannah State	13	8-3-0*	2001	2017
Shaw	3	3-0-0	1973	1975
St. Augustine's	2	2-0-0	1940	1941
St. Paul's	20	16-4-0	1955	1987
South Carolina State	22	3-18-0*	1976	2016
South Carolina Trade	8	4-4-0	1953	1960
Southern Conn. State	2	1-1-0	1989	1990
Storer	4	3-1-0	1946	1949
Swift (J.C.)	2	2-0-0	1946	1947
Tennessee State	1	0-1-0	1972	1972
3rd Anti-Aircraft	2	1-1-0	1954	1955
Towson State (now Towson)	1	0-1-0	1984	1984
Tuskegee	1	0-1-0	1974	1974
Villanova	1	0-1-0	2000	2000
Virginia Military	2	1-1-0	2003	2006
Virginia Seminary	3	3-0-0	1948	1950
Virginia State	51	20-27-1*	1963	2017
Virginia State 'B'	5	1-3-1	1938	1950
Voorhees	7	3-4-0	1952	1960
West Virginia	1	0-1-0	2011	2011
West Virginia State	5	4-1-0	1960	1969
William & Mary	7	0-7-0	1977	2017
Winston-Salem State	21	9-8-3*	1971	2009

* Record includes victories vacated from 2009-11 seasons