

Kenny
EVANS

Corey
WILLIAMS

Rudy
PEELE

NSU RECORDS

SINGLE-GAME RECORDS

2013-14 NORFOLK STATE UNIVERSITY
MEN'S BASKETBALL MEDIA GUIDE


TEAM SINGLE-GAME RECORDS

- **Most points, NSU** 146 vs. St. Paul's (W 146-106), 1967-68;
..... 146 vs. Morristown (W 146-106), 1956-57
..... 140 vs. Maryland St. (W 140-105), 1967-68
- **Fewest points, NSU** 36 vs. Illinois State (L 68-36), 12-18-11)
..... 36 vs. Oklahoma (L 99-36), 11-10-06
..... 37 vs. Maryland State (L 81-37), 1953-54
..... 38 vs. Richmond (L 67-38), 12-29-02
- **Most points, opp.** 132 by St. Paul's (L 132-65), 1961-62
..... 132 by N.C. A&T (W 134-132), 1967-68
..... 129 by Delaware St. (L 129-103), 1967-68
- **Fewest points, opp.** 33 by Bowie State (W 82-33), 1954-55
..... 34 by Bowie State (W 34-126), 1955-56
..... 37 by Bowie State (W 37-64), 1977-78
- **Most points combined** ... 266 (NSU 134, N.C. A&T 132), 1967-68
- **FG made, NSU** 57 vs. Shaw, 2-4-87;
..... 57 vs. Upper Iowa, 1965-66
- **FG attempts, NSU** 91 vs. Winston-Salem State, 1-7-92
- **3-point FG made** 13 vs. North Carolina A&T, 2-24-07
- **3-point FG attempts** 32 vs. Coppin State, 1-30-12
- **3-point FG percentage** ... 90.9 vs. Clark, 12-26-92
- **Free throws made** 38 vs. West Virginia State, 11-30-91
- **Free throw attempts** 58 vs. West Virginia State, 11-30-91
- **FT % (min. 15 att.)** 94.4 (17-18) vs. Texas A&M-Corpus Christi,
..... 12-19-06
- **Rebounds** 68 vs. Fayetteville State, 11-22-89
- **Assists** 41 vs. Shaw, 2-4-82
- **Steals** 20 vs. Towson, 11-30-05
- **Blocks** 13 vs. Savannah State, 1-5-05


INDIVIDUAL SINGLE-GAME RECORDS

- **Points** (All games): 54 – Johnny McKinney vs. ODU, 2-23-70
..... (Division I): 43 – Tony Murphy vs. TAMU-CC, 12-19-06
- **Rebounds** 27 – Louis Thomas vs. Morris Brown, 2-13-80
- **Assists *** 21 – Billy Walker vs. Hampton, 2-3-81
- **Blocks** 8 – Steve Gilbert vs. Johnson C. Smith, 12-19-92
- **FG made** 22 – Johnny McKinney vs. Old Dominion, 2-23-70
- **FG attempted** 38 – Johnny McKinney vs. Old Dominion, 2-23-70
- **3-point FG** 7 (5 times) – Ralph Tally vs. Elizabeth City State, 2-21-87
..... Terrence Winston vs. Maine, 12-11-01
..... Tony Murphy vs. Texas A&M-Corpus Christi, 12-19-06
..... Murphy vs. North Carolina A&T, 2-24-07
..... Murphy vs. Richmond, 11-10-07
- **3-point FG att.** 15 – Chris McEachin vs. Coppin State, 1-30-12
..... Tony Murphy vs. North Carolina A&T, 2-24-07
- **FT made** 18 – Ralph Tally vs. Virginia Union, 3-7-86
- **FT attempted** 21 – Michael Deloach vs. Bethune-Cookman, 2-9-08

* Since 1978-79



Billy Walker



Steve Gilbert



Tony Murphy

OVERTIME GAMES

2013-14 NORFOLK STATE UNIVERSITY
MEN'S BASKETBALL MEDIA GUIDE

OVERTIME GAMES (34-36)

Date	Opponent	Loc.	W/L	Score
1958-59	Elizabeth City State	L		80-82
1962-63	Virginia State	N	L	83-86
1966-67	Winston-Salem State	A	L	113-117
1967-68	North Carolina A&T	N	W (3OT)	134-132
2/9/71	Howard	A	W	85-84
2/11/72	Old Dominion	N	L	101-105
2/10/73	Winston-Salem State	A	W	88-86
2/24/73	Fayetteville State	N	L	89-94
2/21/74	Shaw	A	L	99-101
2/11/75	Virginia Union	A	W	88-82
2/28/76	Winston-Salem State	N	W (2OT)	91-89
1/12/77	Howard	A	W	92-89
1/22/77	Virginia State	H	W	105-103
2/2/77	St. Augustine's	A	L	97-102
12/8/78	Howard	H	L (2OT)	84-85
1/21/80	Kentucky State	A	L	73-80
1/31/81	Elizabeth City State	H	L	84-86
1/16/82	Virginia State	A	W	94-92
2/10/82	Shaw	A	L (2OT)	75-80
2/21/82	Elizabeth City State	H	W	66-62
3/2/82	Liberty Baptist	H	L	66-68
11/30/83	Coppin State	A	W	61-58
1/17/84	Hampton	H	W	70-60
Jan. 1984	Virginia Union	A	L	80-81
12/14/84	Winston-Salem State	A	W	94-92
Jan. 1986	Virginia State	A	W	68-66
2/22/86	Elizabeth City State	H	L	95-100
1/13/87	Hampton	A	W	90-86
1/12/88	Hampton	H	W	76-73
2/17/88	St. Paul's	A	W	75-74
2/4/89	Virginia State	A	W	81-79
2/18/89	Elizabeth City State	A	L	89-90
11/24/89	Georgia Southwestern	N	L	86-87
12/5/89	North Carolina Central	H	W (2OT)	58-57
1/21/93	Virginia Union	H	L	62-64

Date	Opponent	Loc.	W/L	Score
2/20/93	Elizabeth City State	A	W	110-105
12/3/93	Morris Brown	N	W	93-86
1/29/94	Virginia State	A	W	101-96
12/10/94	Virginia State	A	L	87-89
1/31/95	Hampton	A	W (2OT)	92-88
2/5/96	Virginia Union	H	W	77-74
3/2/96	Virginia Union	N	W	72-70
12/28/97	Wyoming	A	L	65-72
1/23/99	Morgan State	H	W	86-84
1/25/99	Coppin State	A	L	82-95
12/21/99	Cornell	N	L	89-92
2/19/00	Delaware State	A	L	76-78
3/3/01	Hampton	A	W	94-82
12/11/01	Maine	H	W	84-81
1/7/02	Maryland Eastern Shore	H	L	88-95
1/12/02	North Carolina A&T	A	W	74-73
1/19/02	Howard	H	W	87-84
2/11/02	Maryland Eastern Shore	A	W	70-68
3/2/02	Hampton	H	L	89-92
11/23/02	Western Illinois	H	L	74-75
2/8/03	Howard	H	L	78-88
1/26/04	Delaware State	A	W	82-80
12/28/04	Georgetown	A	L	70-78
3/4/05	Hampton	A	L	60-66
2/24/07	North Carolina A&T	H	L (2OT)	99-104
2/9/08	Bethune-Cookman	A	W	78-77
12/5/09	North Carolina A&T	H	L	84-93
1/31/10	Morgan State	H	L	94-100
2/27/10	Morgan State	A	L (2OT)	87-88
12/4/10	North Carolina A&T	A	L	81-89
1/8/11	Bethune-Cookman	H	L	83-85
1/31/11	Coppin State	A	W (2OT)	110-108
1/14/12	Morgan State	A	W (2OT)	90-80
2/15/12	Delaware State	H	L	63-73
3/13/13	Bethune-Cookman	N	L	68-70



1970-71 CIAA Champion Norfolk State Basketball

SINGLE-SEASON RECORDS

2013-14 NORFOLK STATE UNIVERSITY
MEN'S BASKETBALL MEDIA GUIDE

TEAM SINGLE-SEASON RECORDS

Games

(D-II)	33	1993-94, '94-95
	32	1965-66, '91-92
	31	Numerous Times
(D-I)	36	2011-12
	33	2012-13
	32	2010-11

Most Wins

(D-II)	29	1983-84
	28	1986-87
	27	1989-90, '93-94, '94-95
(D-I)	26	2011-12
	21	2012-13
	16	2007-08

Highest Winning Pct.

(D-II)	93.5 (29-2)	1983-84
	92.6 (25-2)	1967-68
	90.3 (28-3)	1986-87
(D-I)	72.2 (26-10)	2011-12
	63.6 (21-12)	2012-13
	55.6 (15-12)	1998-99

Largest Average Winning Margin

(D-II)	20.3	1960-61
	15.9	1965-66
	15.8	1964-65
(D-I)	1.8	2011-12
	1.6	1998-99
	0.8	2012-13

Winning Streak

(D-II)	22	1986-87 (12/15 to 2/27)
	19	1989-90 (11/25 to 2/6)
	18	1970-71 (1/13 to 3/12)
(D-I)	15	2012-13 (1/5 to 3/7)
	8	2 times
		2011-12 (12/20 to 1/21,
		2/20 to 3/16)
	5	7 times,
		last: 2010-11 (1/17 to 1/31)

Fewest Wins

(D-II)	9	1961-62
	11	1953-54
	13	1954-55, '59-60
(D-I)	6	1997-98
	10	2001-02
	11	2006-07, '09-10

Lowest Winning Pct.

(D-II)	45.0 (9-11)	1961-62
	47.8 (11-12)	1953-54
	51.9 (14-13)	1981-82
(D-I)	22.2 (6-21)	1997-98
	34.5 (10-19)	2001-02
	36.7 (11-19)	2006-07, '09-10

Most Losses

(D-II)	13	1981-82, '90-91
	12	1953-54
	11	1961-62
(D-I)	21	1997-98
	20	2010-11
	19	2001-02, '06-07, '09-10

Fewest Losses

(D-II)	2	1967-68, '83-84
	3	1964-65, '86-87
	4	6 times, last: 1995-96
(D-I)	10	2011-12
	12	1998-99, '12-13
	14	2004-05

Most Points

(D-II)	3,321	1965-66
	3,013	1970-71
	2,931	1972-73
(D-I)	2,482	2011-12
	2,330	1998-99
	2,238	2010-11

Highest Scoring Avg.

(D-II)	107.5	1969-70
	106.1	1968-69
	106.0	1967-68
(D-I)	86.3	1998-99
	76.0	1999-2000
	73.3	2000-01

Fewest Points

(D-II)	1,466	1953-54
	1,523	1961-62
	1,622	1954-55
(D-I)	1,677	2004-05
	1,783	1997-98
	1,794	2003-04

Lowest Scoring Avg.

(D-II)	63.7	1953-54
	71.8	1981-82
	72.1	1996-97
(D-I)	61.9	2003-04
	61.9	2005-06
	62.1	2004-05

100-Point Games

(D-II)	22	1969-70
	20	1965-66, '68-69
	18	1967-68
(D-I)	3	1998-99
	1	1999-2000, '10-11

Consecutive 100-Point Games

(D-II)	17	1969-70
	14	1968-69
	6	1965-66, '66-67, '70-71
(D-I)	N/A	

Opponents 100-Point Games

(D-II)	16	1969-70
	9	1968-69
	8	1967-68
(D-I)	3	1997-98, '99-00, '06-07
	2	1998-99, '00-01
	1	2009-10, '10-11, '12-13

Most Points Allowed

(D-II)	2,843	1965-66
	2,656	1970-71
	2,645	1969-70
(D-I)	2,416	2011-12
	2,390	2010-11
	2,288	1998-99

Opp. Highest Scoring Avg.

(D-II)	101.7	1969-70
	94.0	1968-69
	90.1	1971-72
(D-I)	84.7	1998-99
	80.7	1999-2000
	78.3	2000-01

Fewest Points Allowed

(D-II)	1,376	1954-55
	1,509	1953-54
	1,607	1961-22
(D-I)	1,665	2004-05
	1,884	2002-03
	1,901	2003-04

Opp. Lowest Scoring Avg.

(D-II)	62.5	1954-55
	64.4	1989-90
	65.2	1988-89
(D-I)	61.7	2004-05
	65.0	2002-03
	65.1	2005-06

Field Goals

(D-II)	1,326	1965-66
	1,254	1972-73
	1,230	1970-71
(D-I)	874	1998-99
	870	2011-12
	817	2007-08

FG Attempts

(D-II)	2,749	1970-71
	2,720	1972-73
	2,682	1965-66
(D-I)	1,977	2011-12
	1,860	1999-2000
	1,855	2007-08

FG Pct.

(D-II)	57.0 (1,044-1,831)	1967-68
	51.9 (908-1,751)	1964-65
	51.1 (794-1,553)	1966-67
(D-I)	48.1 (874-1,817)	1998-99
	46.0 (778-1,692)	2009-10
	45.6 (721-1,580)	2006-07

Free Throws

(D-II)	669	1965-66
	632	1993-94
	624	1994-95
(D-I)	544	2011-12
	498	2010-11
	478	2012-13

FT Attempts

(D-II)	976	1965-66
	929	1985-86
	925	1993-94
(D-I)	830	2011-12
	740	2012-13
	735	2010-11

FT Pct.

(D-II)	72.3 (511-707)	1969-69
	72.0 (520-722)	1967-68
	71.9 (381-530)	1966-67
(D-I)	72.0 (467-649)	2003-04
	67.8 (498-735)	2010-11
	67.5 (441-653)	1998-99

3-Pt. Field Goals

(D-II)	161	1988-89
	147	1993-94
	137	1989-90
(D-I)	198	2011-12
	176	2010-11
	172	2012-13

3-Pt. Field Goals Attempts

(D-II)	447	1993-94
	386	1994-95
	372	1988-89
(D-I)	635	2011-12
	574	2010-11
	529	2012-13

3-Pt. FG Pct.

(D-II)	44.8 (137-306)	1989-90
	44.3 (161-372)	1988-89
	40.7 (92-226)	1987-88
(D-I)	35.7 (141-395)	1998-99
	34.7 (143-412)	2006-07
	34.5 (140-406)	2004-05

Rebounds

(D-II)	1,726	1970-71
	1,667	1972-73
	1,660	1969-70
(D-I)	1,305	2011-12
	1,192	2012-13
	1,183	2005-06

Assists

(D-II)	722	1980-81
	638	1979-80
	620	1983-84
(D-I)	431	2011-12
	412	2010-11
	392	2012-13

Steals

(D-II)	394	1978-79
	328	1984-85
	325	1979-80
(D-I)	269	2008-09
	268	2007-08
	253	1998-99

Blocked Shots

(D-II)	147	1986-86
	145	1985-86
	139	1993-94
(D-I)	183	2010-11
	169	2011-12
	151	2012-13

SINGLE-SEASON RECORDS

INDIVIDUAL SINGLE-SEASON RECORDS

Points: 842 – Ralph Tally (31 games), 1986-87
Scoring Avg: 32.3 – Bobby Dandridge (25 games), 1968-69
Field Goals Made: 333 – Johnny McKinney (26 games), 1969-70
Field Goal Att: 610 – Essex Thompson (32 games), 1965-66
Field Goal Pct: .676 (119-176) – Richard Kirkland (24 games), 1967-68
3-Pointers Made: 98 – Ralph Tally (31 games), 1986-87
3-Points Att.: 237 – Tony Murphy (31 games), 2007-08
3-Point Pct.: .500 (60-120) – James Walker (30 games), 1988-89
Free Throws Made: 220 – Richard Pitts (32 games), 1965-66
Free Throws Att: 330 – Richard Pitts (32 games), 1965-66
Free Throw Pct.: .856 (101-118) – David Donerlson (31 games), 1991-92
Rebounds: 485 – Rudy Peele (30 games), 1970-71
Rebounding Avg: 19.2 – James Brandon (23 games), 1958-59
Assists: 273 – Billy Walker (29 games), 1980-81
Assist Avg: 9.41 – Billy Walker (29 games), 1980-81
Steals: 103 – Ralph Tally (30 games), 1984-85
Blocked Shots: 110 – Kyle O'Quinn (32 games), 2010-11

TOP 15 SINGLE-SEASON RECORDS (ALL-TIME)

Points

1. Ralph Tally.....	842	1986-87
2. Johnny McKinney.....	838	1969-70
3. Richard Pitts.....	824	1965-66
4. Robert Dandridge.....	808	1968-69
5. Kenny Evans.....	754	1978-79
6. Corey Williams.....	735	1993-94
7. Essex Thompson.....	730	1965-66
8. David Pope.....	725	1983-84
9. Ralph Tally.....	721	1985-86
10. Rudy Peele.....	695	1970-71
11. Gene Cunningham.....	673	1975-76
Gene Cunningham.....	673	1973-74
13. Michael Deloach.....	666	2008-09
14. Michael Deloach.....	652	2009-10
15. James Brandon.....	650	1960-61

Scoring Avg.

1. Bobby Dandridge.....	32.3	1968-69
2. Johnny McKinney.....	32.2	1969-70
3. Ralph Tally.....	27.2	1986-87
4. Robert Dandridge.....	26.2	1967-68
5. James Brandon.....	26.0	1960-61
6. Richard Pitts.....	25.8	1965-66
7. Rudy Peele.....	25.7	1971-72
8. Richard Pitts.....	25.3	1964-65
9. Charles Bonaparte.....	25.1	1968-69
10. Kenny Evans.....	24.3	1978-79
11. Ralph Tally.....	24.0	1985-86
12. Damian Woolfolk.....	23.5	1998-99
13. David Pope.....	23.4	1983-84
14. Ray Epps.....	23.3	1976-77
15. Gene Cunningham.....	23.2	1975-76

FG Made

1. Johnny McKinney.....	333	1969-70
2. Bobby Dandridge.....	332	1968-69
3. Kenny Evans.....	315	1978-79
4. Essex Thompson.....	307	1965-66
5. Richard Pitts.....	302	1965-66
6. Rudy Peele.....	296	1970-71
7. Ralph Tally.....	284	1986-87
8. David Pope.....	282	1983-84
9. James Brandon.....	278	1960-61
10. Kenny Evans.....	271	1979-80
Gene Cunningham.....	271	1973-74

12. David Pope.....	268	1980-81
13. Charles Bonaparte.....	265	1968-69
14. Gene Cunningham.....	263	1975-76
15. Ray Epps.....	262	1976-77

FG Attempted

1. Essex Thompson.....	610	1965-66
2. Bobby Dandridge.....	608	1968-69
3. Kenny Evans.....	600	1978-79
4. Ralph Tally.....	597	1986-87
5. Rudy Peele.....	593	1970-71
6. Johnny McKinney.....	568	1969-70
7. James Grant.....	567	1965-66
8. Kenny Evans.....	553	1979-80
9. Ray Epps.....	552	1976-77
10. Charles Bonaparte.....	551	1968-69
11. Gene Cunningham.....	537	1975-76
12. Michael Deloach.....	536	2008-09
13. Richard Pitts.....	533	1965-66
14. Corey Williams.....	509	1993-94
15. Gene Cunningham.....	508	1974-75

FG % (Min. 75 made)

1. Richard Kirkland.....	676 (119-176)	1967-68
2. Calvin Brown.....	652 (152-233)	2006-07
3. Bob Isabelle.....	648 (173-267)	1977-78
4. Robert Dandridge.....	647 (205-317)	1967-68
5. Calvin Brown.....	631 (99-157)	2004-05
6. Steve Gilbert.....	615 (120-195)	1992-93
7. Derrick Bryant.....	613 (187-305)	1994-95
8. Calvin Brown.....	605 (107-177)	2005-06
9. Richard Pitts.....	603 (211-350)	1964-65
10. Bob Isabelle.....	603 (141-234)	1976-77
11. James Grant.....	601 (190-316)	1964-65
12. Bob Isabelle.....	600 (108-180)	1979-80
13. Bob Isabelle.....	594 (136-229)	1978-79
14. Johnny McKinney.....	590 (147-249)	1967-68
15. Greg Williams.....	587 (122-208)	1978-79

3-Pt. FG Made (Since 1986-87)

1. Ralph Tally.....	98	1986-87
2. Tony Murphy.....	79	2006-07
3. Chris McEachin.....	76	2011-12
4. Tony Murphy.....	73	2007-08
5. Carnell Penn.....	70	1994-95
Carnell Penn.....	70	1993-94
7. Pendarvis Williams.....	65	2012-13
David Donerlson.....	65	1992-93

9. Corey Lyons.....	63	2008-09
10. Richard McLean.....	62	1989-90
11. Tony Murphy.....	61	2005-06
12. James Walker.....	60	1988-89
13. Terrence Winston.....	59	2001-02
14. Carnell Penn.....	57	1995-96
15. Pendarvis Williams.....	54	2011-12
Terrence Winston.....	54	2000-01

3-Pt. FG Attempted (Since 1986-87)

1. Tony Murphy.....	237	2007-08
2. Ralph Tally.....	233	1986-87
3. Chris McEachin.....	221	2011-12
4. Tony Murphy.....	207	2006-07
5. Carnell Penn.....	198	1993-94
6. Tony Murphy.....	187	2005-06
7. Corey Lyons.....	183	2008-09
8. Carnell Penn.....	177	1995-96
9. Terrence Winston.....	164	2001-02
10. Carnell Penn.....	162	1994-95
11. Pendarvis Williams.....	160	2012-13
12. Terrence Winston.....	158	1999-2000
13. Terrence Winston.....	153	2000-01
14. David Donerlson.....	144	1992-93
15. Pendarvis Williams.....	140	2011-12
Richard McLean.....	140	1989-90

3-Pt. FG % (Since 1986-87, Min. 30 made)

1. James Walker.....	500 (60-120)	1988-89
2. Darren Sanderlin.....	495 (53-107)	1989-90
3. Derrick Smith.....	460 (40-87)	2000-01
4. James Walker.....	456 (36-79)	1987-88
5. David Donerlson.....	451 (65-144)	1992-93
6. Richard McLean.....	443 (62-140)	1989-90
7. Marcus Whitfield.....	434 (36-83)	1992-93
8. Damian Woolfolk.....	432 (35-81)	1997-98
Carnell Penn.....	432 (70-162)	1994-95
10. Tony Murphy.....	426 (49-115)	2004-05
11. Pendarvis Williams.....	406 (65-160)	2012-13
12. David Donerlson.....	398 (49-123)	1991-92
13. Kevin Perry.....	397 (46-116)	1997-98
14. Ryan Grier.....	396 (36-91)	2003-04
15. Ralph Tally.....	395 (92-233)	1986-87

FT Made

1. Richard Pitts.....	220	1965-66
2. Corey Williams.....	211	1993-94
3. Ralph Tally.....	183	1985-86
4. Ralph Tally.....	182	1986-87
5. Johnny McKinney.....	172	1969-70
6. Corey Williams.....	168	1994-95
7. David Pope.....	161	1983-84
Richard Pitts.....	161	1964-65
9. Kyle O'Quinn.....	156	2011-12
10. Derrick Bryant.....	154	1995-96
11. Ralph Tally.....	148	1984-85
12. Gene Cunningham.....	147	1975-76
13. Robert Dandridge.....	144	1968-69
14. Michael Deloach.....	143	2008-09
15. Morrell James.....	142	1970-71

FT Attempted

1. Richard Pitts.....	330	1965-66
2. Corey Williams.....	286	1993-94
3. Richard Pitts.....	246	1964-65
4. Ralph Tally.....	241	1986-87
5. Ralph Tally.....	237	1985-86
6. Corey Williams.....	235	1994-95
7. Johnny McKinney.....	231	1969-70
8. Kyle O'Quinn.....	224	2011-12

SINGLE-SEASON RECORDS

9. David Pope.....	216	1983-84
Morrell James.....	216	1970-71
11. Michael Deloach.....	208	2009-10
12. Jerome Coles.....	201	1990-91
Rudy Peele.....	201	1971-72
14. Michael Deloach.....	200	2008-09
15. Gene Cunningham.....	196	1975-76

FT % (Min. 50 made)

1. David Donelson.....	.856 (101-118)	1991-92
2. Kirk Scott.....	.836 (51-61)	1974-75
3. Ryan Grier.....	.833 (95-114)	2003-04
4. Derrick Smith.....	.829 (63-76)	2000-01
5. Tony Murphy.....	.829 (121-146)	2007-08
6. Essex Thompson.....	.823 (116-141)	1965-66
7. Ronald Wilson.....	.821 (55-67)	1969-70
8. David Donelson.....	.819 (95-116)	1992-93
9. Tommy Long.....	.816 (120-147)	1968-69
10. Charles Bonaparte.....	.815 (97-119)	1968-69
11. Pendarvis Williams .814 (92-113).....		2012-13
12. Anthony Reid.....	.813 (52-64)	1989-90
James Grant.....	.813 (52-64)	1964-65
14. Bobby Davis.....	.811 (86-106)	1982-83
15. Bobby Davis.....	.810 (81-100)	1981-82

Rebounding

1. Rudy Peele.....	485	1970-71
2. Rudy Peele.....	471	1969-70
3. Johnny McKinney.....	467	1969-70
4. Richard Pitts.....	458	1965-66
5. Leroy Jones.....	455	1970-71
6. James Brandon.....	453	1960-61
7. James Brandon.....	442	1958-59
8. Gene Cunningham.....	418	1973-74
9. David Pope.....	374	1983-84
10. Kyle O'Quinn.....	372	2011-12
11. Robert Dandridge.....	370	1968-69
12. Kyle O'Quinn.....	355	2010-11
13. Leroy Jones.....	349	1971-72
14. Rudy Peele.....	343	1971-72
15. Charles Newborn.....	339	1993-94

*Rebounding Avg.

1. James Brandon.....	19.2	1958-59
2. James Brandon.....	18.1	1960-61
3. Rudy Peele.....	18.1	1969-70
4. Johnny McKinney.....	18.0	1969-70
5. Rudy Peele.....	16.2	1970-71
6. Leroy Jones.....	15.2	1970-71
7. Robert Dandridge.....	14.8	1968-69
8. Leroy Jones.....	14.5	1971-72
9. Richard Pitts.....	14.3	1965-66
10. Rudy Peele.....	14.3	1971-72
11. Richard Pitts.....	14.1	1964-65
12. Eugene Cunningham.....	13.9	1973-74
13. Richard Pitts.....	13.6	1962-63
14. William Hunter.....	12.3	1962-63
15. Lewis Graham.....	12.1	1961-62

* Individuals must have competed in at least 50 percent of their team's games

Assists (Since 1978-79)

1. Billy Walker.....	273	1980-81
2. Darren Sanderlin.....	224	1989-90
3. Terry Tibbs.....	193	1979-80
4. Darren Sanderlin.....	185	1988-89
5. Terry Tibbs.....	166	1980-81
6. Aleek Pauline.....	165	2010-11
7. Barry Mitchell.....	158	1986-87
8. Maurice Whitfield.....	157	1994-95
9. Maurice Whitfield.....	154	1996-97

10. Jamel Fuentes.....	147	2012-13
11. Barry Mitchell.....	146	1985-86
12. Antonio Stith.....	145	1987-88
13. Maurice Whitfield.....	137	1995-96
14. Sean Bell.....	132	1993-94
Ralph Tally.....	132	1983-84

Assist Avg. (Since 1978-79)

1. Billy Walker.....	9.41	1980-81
2. Terry Tibbs.....	8.04	1979-80
3. Darren Sanderlin.....	7.71	1988-89
4. Darren Sanderlin.....	7.23	1989-90
5. Terry Tibbs.....	5.72	1980-81
6. Maurice Whitfield.....	5.70	1996-97
7. Billy Walker.....	5.55	1982-83
8. Aleek Pauline.....	5.32	2010-11
9. Barry Mitchell.....	5.10	1986-87
10. Maurice Whitfield.....	5.07	1995-96
11. Jamel Fuentes.....	4.90	2012-13
12. Barry Mitchell.....	4.87	1985-86
13. Antonio Stith.....	4.83	1987-88
14. Billy Walker.....	4.77	1984-85
15. Maurice Whitfield.....	4.76	1994-95

Steals (Since 1978-79)

1. Ralph Tally.....	103	1984-85
2. Lewis Simon.....	99	1978-79
3. Kenny Evans.....	98	1978-79
4. Kenny Evans.....	92	1979-80
5. Chakowby Hicks.....	91	2004-05
6. Chakowby Hicks.....	86	2003-94
7. Barry Mitchell.....	80	1986-87
8. Michael Deloach.....	79	2009-10
9. Henry Green.....	78	1979-80
10. Ralph Tally.....	77	1985-86
11. Aleek Pauline.....	74	2008-09
12. Marcus Whitfield.....	70	1991-92
13. Darren Sanderlin.....	68	1989-90
Ralph Tally.....	68	1983-84
15. Chakowby Hicks.....	66	2002-03
Ralph Tally.....	66	1986-87

Blocks (Since 1978-79)

1. Kyle O'Quinn.....	110	2010-11
2. Kyle O'Quinn.....	97	2011-12
3. Brandon Goode.....	66	2012-13
4. Steve Gilbert.....	63	1992-93
5. Larry McCloud.....	58	1991-92
6. Matt Henson.....	54	1986-87
7. Blitz Wooten.....	53	1994-95
8. Kyle O'Quinn.....	51	2009-10
9. Calvin Brown.....	50	2006-07
Charles Newborn.....	50	1993-94
11. Larry Vickers.....	47	2007-08
12. Karandick Ogunride.....	41	2004-05
13. Fred Benjamin.....	40	1991-92
14. Ralph Tally.....	37	1986-87
Kenny Haynes.....	37	1982-83

TOP 15 SINGLE-SEASON RECORDS (D-I)

Points

1. Michael Deloach.....	666	2008-09
2. Michael Deloach.....	652	2009-10
3. Damian Woolfolk.....	635	1998-99
4. Damian Woolfolk.....	585	1999-2000
5. Kyle O'Quinn.....	572	2011-12
6. Tony Murphy.....	556	2007-08
7. Kyle O'Quinn.....	526	2010-11
8. Tony Murphy.....	494	2006-07

9. Damian Woolfolk.....	491	1997-98
10. Tony Murphy.....	483	2005-06
11. Corey Lyons.....	477	2008-09
12. Chris McEachin.....	460	2011-12
Chakowby Hicks.....	460	2003-04
14. Rob Hampton.....	449	2010-11
15. Pendarvis Williams.....	443	2012-13

Scoring Avg.

1. Damian Woolfolk.....	23.5	1998-99
2. Michael Deloach.....	21.7	2009-10
3. Michael Deloach.....	21.5	2008-09
4. Damian Woolfolk.....	20.9	1999-2000
5. Damian Woolfolk.....	18.2	1997-98
6. Tony Murphy.....	17.9	2007-08
7. Terrence Winston.....	16.6	2001-02
8. Tony Murphy.....	16.5	2006-07
9. Kyle O'Quinn.....	16.4	2010-11
10. Kyle O'Quinn.....	15.9	2011-12
11. Chakowby Hicks.....	15.9	2003-04
12. Tony Murphy.....	15.6	2005-06
13. Corey Lyons.....	15.4	2008-09
14. Terrence Winston.....	14.8	2000-01
15. Kevin Perry.....	14.7	1997-98

Field Goals Made

1. Michael Deloach.....	244	2008-09
2. Michael Deloach.....	238	2009-10
3. Damian Woolfolk.....	237	1998-99
4. Kyle O'Quinn.....	205	2011-12
Damian Woolfolk.....	205	1999-2000
6. Kyle O'Quinn.....	198	2010-11
7. Damian Woolfolk.....	187	1997-98
8. Tony Murphy.....	181	2007-08
9. Tony Murphy.....	170	2006-07
Tony Murphy.....	170	2005-06
11. Corey Lyons.....	163	2007-08
12. Michael Deloach.....	156	2007-08
13. Chris McEachin.....	154	2011-12
14. Rob Hampton.....	152	2010-11
Calvin Brown.....	152	2006-07

Field Goal Att.

1. Michael Deloach.....	536	2008-09
2. Damian Woolfolk.....	498	1999-2000
3. Tony Murphy.....	493	2007-08
4. Damian Woolfolk.....	487	1998-99
5. Michael Deloach.....	474	2009-10
6. Tony Murphy.....	428	2005-06
Damian Woolfolk.....	428	1997-98
8. Tony Murphy.....	418	2006-07
9. Chris McEachin.....	395	2011-12
10. Corey Lyons.....	382	2008-09
11. Corey Lyons.....	363	2007-08
12. Kyle O'Quinn.....	358	2011-12
13. Kyle O'Quinn.....	356	2010-11
14. Rob Hampton.....	350	2010-11
15. Chakowby Hicks.....	348	2003-04

Field Goal Pct. (Min. 75 made)

1. Calvin Brown.....	.652 (152-233)	2006-07
2. Calvin Brown.....	.631 (99-157)	2004-05
3. Calvin Brown.....	.605 (107-177)	2005-06
4. Brandon Goode.....	.586 (99-169)	2012-13
5. Kyle O'Quinn.....	.573 (205-358)	2011-12
6. RaShid Gaston.....	.560 (102-182)	2012-13
7. Kyle O'Quinn.....	.556 (198-356)	2010-11
8. Kyle O'Quinn.....	.549 (145-264)	2009-10
9. Ricky Woods.....	.540 (75-139)	2002-03
10. Darrell Neal.....	.521 (111-213)	1999-2000
11. Neil Roberts.....	.521 (151-290)	1998-99
12. Michael Deloach.....	.502 (238-474)	2009-10

SINGLE SEASON RECORDS

2013-14 NORFOLK STATE UNIVERSITY
MEN'S BASKETBALL MEDIA GUIDE

13. Will Brooks.....	495 (98-198)	1998-99
14. Michael Deloach.....	488 (156-320)	2007-08
15. Damian Woolfolk.....	487 (237-487)	1998-99

3-Pt. FG Made

1. Tony Murphy.....	79	2006-07
2. Chris McEachin.....	76	2011-12
3. Tony Murphy.....	73	2007-08

4. Pendarvis Williams65..... 2012-13

5. Corey Lyons.....	63	2008-09
6. Tony Murphy.....	61	2005-06
7. Terrence Winston.....	59	2001-02

8. Pendarvis Williams54..... 2011-12

Terrence Winston.....	54	2000-01
10. Derrick Smith.....	50	2001-02
11. Tony Murphy.....	49	2004-05

Terrence Winston.....49.....1999-2000

13. Damian Woolfolk.....	46	1998-99
Kevin Perry.....	46	1997-98
15. Derrick Smith.....	40	2000-01

3-Pt. FG Attempted

1. Tony Murphy.....	237	2007-08
2. Chris McEachin.....	221	2011-12
3. Tony Murphy.....	207	2006-07

4. Tony Murphy.....187.....2005-06

5. Corey Lyons.....	183	2008-09
6. Terrence Winston.....	164	2001-02
7. Pendarvis Williams.....	160	2012-13

8. Terrence Winston.....158.....1999-2000

9. Terrence Winston.....	153	2000-01
10. Pendarvis Williams.....	140	2011-12
11. Derrick Smith.....	133	2001-02

12. Damian Woolfolk.....131.....1998-99

13. Malcolm Hawkins125..... 2012-13

Corey Lyons.....	125	2007-08
15. Chakowby Hicks.....	122	2003-04

3-Pt. FG % (Min. 30 made)

1. Derrick Smith.....	460 (40-87)	2000-01
2. Damian Woolfolk.....	432 (35-81)	1997-98
3. Tony Murphy.....	426 (49-115)	2004-05

4. Pendarvis Williams ...406 (65-160)..... 2012-13

5. Kevin Perry.....	397 (46-116)	1997-98
6. Ryan Grier.....	396 (36-91)	2003-04
7. Pendarvis Williams.....	394 (37-94)	2010-11

8. Chakowby Hicks.....390 (30-77).....2002-03

9. Pendarvis Williams.....	386 (54-140)	2011-12
10. Tony Murphy.....	382 (79-207)	2006-07
11. Derrick Smith.....	376 (50-133)	2001-02

12. Terrence Winston.....360 (59-164).....2001-02

13. Keith Young.....	360 (32-89)	2005-06
14. Terrence Winston.....	353 (54-153)	2000-01
15. Damian Woolfolk.....	351 (46-131)	1998-99

Free Throws Made

1. Kyle O'Quinn.....	156	2011-12
2. Michael Deloach.....	143	2008-09
3. Michael Deloach.....	140	2009-10

4. Damian Woolfolk.....136.....1999-2000

5. Chakowby Hicks.....	134	2003-04
6. Corey Lyons.....	124	2008-09
7. Tony Murphy.....	121	2007-08

8. Kyle O'Quinn.....115.....2010-11

Damian Woolfolk.....	115	1998-99
10. Rob Hampton.....	114	2010-11
11. Malcolm Hawkins.....	103	2012-13

12. Rob Hampton.....97.....2009-10

13. Terrence Winston.....	97	2000-01
14. Tynell Dunkley.....	95	2006-07
Ryan Grier.....	95	2003-04

Free Throw Att.

1. Kyle O'Quinn.....	224	2011-12
2. Michael Deloach.....	208	2009-10
3. Michael Deloach.....	200	2008-09

4. Rob Hampton.....174.....2010-11

5. Damian Woolfolk.....	173	1999-2000
6. Chakowby Hicks.....	172	2003-04
Will Brooks.....	172	1999-2000

8. Corey Lyons.....167.....2008-09

9. Malcolm Hawkins.....154..... 2012-13

10. Kyle O'Quinn.....	151	2010-11
11. Tony Murphy.....	146	2007-08
12. Damian Woolfolk.....	145	1998-99

13. Rob Hampton.....142.....2009-10

14. Calvin Brown.....	140	2006-07
15. Tynell Dunkley.....	133	2006-07

Free Throw Pct. (Min. 50 made)

1. Ryan Grier.....	833 (94-114)	2003-04
2. Derrick Smith.....	829 (63-76)	2000-01
3. Tony Murphy.....	829 (121-146)	2007-08

4. Pendarvis Williams ...814 (92-113)..... 2012-13

5. Pendarvis Williams ...800 (84-105)..... 2011-12

6. Pendarvis Williams797 (63-79)..... 2010-11

7. Damian Woolfolk.....	794 (115-145)	1998-99
8. Damian Woolfolk.....	786 (136-173)	1999-2000
9. Tony Murphy.....	781 (75-96)	2006-07

10. Chakowby Hicks.....779 (134-172).....2003-04

11. Damian Woolfolk.....	766 (82-107)	1997-98
12. Ryan Grier.....	765 (52-68)	2002-03
13. Derrick Smith.....	763 (71-93)	2002-03

14. Kevin Perry.....762 (64-84).....1997-98

15. Kyle O'Quinn.....762 (115-151).....2010-11

Rebounds

1. Kyle O'Quinn.....	372	2011-12
2. Kyle O'Quinn.....	355	2010-11
3. Darrell Neal.....	282	1999-2000

4. Kyle O'Quinn.....261.....2009-10

5. Calvin Brown.....	229	2006-07
6. Karandick Ogunride.....	225	2005-06
7. Michael Boyd.....	220	2001-02

8. Michael Beckles.....215.....1997-98

9. Karandick Ogunride.....	205	2003-04
10. Darrell Neal.....	204	2000-01
11. Brandon Monroe.....	202	2008-09

12. Karandick Ogunride.....195.....2004-05

13. RaShid Gaston189..... 2012-13

14. Larry Vickers.....	177	2007-08
15. Brandon Goode.....	175	2012-13

Calvin Brown.....175.....2004-05

Rebound Avg.

1. Kyle O'Quinn.....	11.1	2010-11
2. Darrell Neal.....	10.4	1999-2000
3. Kyle O'Quinn.....	10.3	2011-12

4. Kyle O'Quinn.....8.7.....2009-10

5. Michael Beckles.....	8.0	1997-98
6. Calvin Brown.....	7.6	2006-07
7. Michael Boyd.....	7.6	2001-02

8. Darrell Neal.....7.3.....2000-01

9. Karandick Ogunride.....	7.3	2005-06
10. Karandick Ogunride.....	7.2	2004-05
11. Brandon Monroe.....	7.2	2008-09

12. Karandick Ogunride.....7.1.....2003-04

13. Calvin Brown.....	6.5	2004-05
14. RaShid Gaston.....	6.3	2012-13

15. Chakowby Hicks.....6.0.....2004-05

Assists

1. Aleek Pauline.....	165	2010-11
2. Jamel Fuentes.....	147	2012-13

3. Aleek Pauline.....	117	2008-09
4. Chakowby Hicks.....	106	2004-05

5. Jamel Fuentes104..... 2011-12

Terrence Winston.....	104	2000-01
7. Michael Deloach.....	100	2009-10
8. Neil Roberts.....	97	1998-99

9. Michael Deloach.....96.....2007-08

10. Aleek Pauline.....	94	2009-10
11. Terrence Winston.....	91	2001-02
12. Al'Davon Thomas.....	89	2005-06

13. Pendarvis Williams86..... 2011-12

Michael Deloach.....	86	2008-09
Chakowby Hicks.....	86	2003-04

Assist Avg.

1. Aleek Pauline.....	5.32	2010-11
-----------------------	------	---------

2. Jamel Fuentes4.90..... 2012-13

3. Chakowby Hicks.....	3.93	2004-05
4. Aleek Pauline.....	3.92	2009-10
5. Aleek Pauline.....	3.77	2008-09

6. Terrence Winston.....3.71.....2000-01

7. Terrence Winston.....	3.64	2001-02
8. Neil Roberts.....	3.59	1998-99
9. Michael Deloach.....	3.33	2009-10

10. Michael Deloach.....3.10.....2007-08

11. Kevin Perry.....	3.07	1997-98
12. Al'Davon Thomas.....	2.97	2005-06
13. Chakowby Hicks.....	2.97	2003-04

14. Jamel Fuentes2.89..... 2011-12

15. Michael Deloach2.77.....2008-09

Steals

1. Chakowby Hicks.....	91	2004-05
2. Chakowby Hicks.....	86	2003-04
3. Michael Deloach.....	79	2009-10

4. Aleek Pauline.....74.....2008-09

5. Chakowby Hicks.....	66	2002-03
6. Michael Deloach.....	63	2008-09
7. Al'Davon Thomas.....	59	2005-06

8. Kevin Perry.....56.....1997-98

9. Michael Deloach.....	55	2007-08
10. Jamel Fuentes.....	54	2012-13

Tony Murphy.....54.....2007-08

12. Aleek Pauline.....	48	2010-11
Dion Dove.....	48	1999-2000
Damian Woolfolk.....	48	1997-98

15. Neil Roberts.....46.....2000-01

Blocks

1. Kyle O'Quinn.....	110	2010-11
2. Kyle O'Quinn.....	97	2011-12
3. Brandon Goode.....	66	2012-13

4. Kyle O'Quinn.....51.....2009-10

5. Calvin Brown.....	50	2006-07
6. Larry Vickers.....	47	2007-08
7. Karandick Ogunride.....	41	2004-05

8. Darrell Neal.....36.....1999-2000

9. Karandick Ogunride.....	33	2003-04
10. Brandon Monroe.....	30	2008-09
11. Ricky Woods.....	28	2002-03

12. Kyle O'Quinn.....25.....2008-09

Edward Seward.....	25	2001-02
Darrell Neal.....	25	1998-99
15. Thomas Aladi.....	24	2002-03

Active Players in Bold

Points (since 1962-63): 2,575 – Ralph Tally (121 games), 1983-87
Scoring average: 25.9 ppg – Richard Pitts (1962-66)
Field goals made: 950 – David Pope (1980-84)
Field goals attempted: 1,891 – Ralph Tally (1983-87)
Field-goal percentage: .631 – (358-567), Calvin Brown (2004-07)
3-point field goals made: 262 – Tony Murphy (2004-08)
3-point field goals att.: 746 – Tony Murphy (2004-08)
3-point field goal pct.: .550 – Darren Sanderlin (1989-91)
Free throws made: 621 – Ralph Tally (1983-87)
Free throws attempted: 809 – Ralph Tally (1983-87)
Free throw percentage: .838 – David Donerlson (1991-93)
Rebounds (since 1962-63): 1,335 – Rudy Peele (99 games), 1968-72
Rebounding average: 15.5 (838 rebs.) – Rudy Peele (1968-72)
Assists (since 1978-79): 634 – Billy Walker (102 games), 1980-85
Assist average: 7.2 (397 assts.) – Darren Sanderlin (1989-91)
Steals (since 1978-79): 314 – Ralph Tally (121 games), 1983-87
Blocks (since 1978-79): 283 – Kyle O'Quinn (129 games), 2008-12
Games Played: 129 – Kyle O'Quinn (2008-12)

Points (1,000-Pt. Scorers)

1. Ralph Tally 1983-87..... 121 .. 2,575
2. David Pope 1980-84..... 113 .. 2,339
3. Eugene Cunningham 1972-76..... 116 ... 2,151
4. Kenny Evans 1976-80..... 110 .. 2,031
5. James Grant 1964-68..... 95 ... 1,977
6. Jerome Coles 1987-91..... 118 .. 1,936
7. Richard Pitts 1962-66..... 86 ... 1,883
8. Tony Murphy 2004-08..... 118 .. 1,815
9. Michael Deloach 2006-10..... 116 .. 1,796
10. Rudy Peele 1968-72..... 90 ... 1,790
11. Damian Woolfolk 1997-2000..... 82 ... 1,711
12. Derrick Bryant 1992-95..... 120 .. 1,717
13. Ronald Wilson 1969-73..... 109 .. 1,704
14. Bobby Dandridge 1965-69..... 74 ... 1,664
15. Barry Mitchell 1983-87..... 119 .. 1,631
16. Kyle O'Quinn 2008-12..... 129 .. 1,607
17. Carnell Penn 1992-96..... 120 .. 1,590
18. Johnny McKinney 1966-68; 69-70 .. 70..... 1,572
19. Ray Epps 1974-77..... 84 ... 1,536
20. Essex Thompson 1963-67..... 77 ... 1,404
21. Bob Isabelle 1976-80..... 107 .. 1,372
22. Corey Williams 1993-95..... 64 ... 1,368
23. Chakowby Hicks 2001-05..... 114 .. 1,350
24. Charles Bonaparte 1965-69..... 85 ... 1,323
25. Morrell James 1968-71..... 81 ... 1,295
26. Corey Lyons 2005-09..... 106 .. 1,230
27. LeRoy Jones 1970-73..... 83 ... 1,225
28. Peter Mitchell 1970-74..... 110 .. 1,217
29. Derrick Smith 2000-04..... 112 .. 1,165
30. Terrence Winston 1998-02..... 108 .. 1,362
31. Billy Walker 1980-83; 84-85 .. 102 ... 1,155
32. James Brandon 1958-59; 60-61 .. 48 ... 1,135
33. Pendarvis Williams... 2010-P 98 ... 1,117
34. Marcus Whitfield 1991-93..... 55 ... 1,030

FG Made

1. David Pope 950
2. Ralph Tally 904
3. Gene Cunningham 884
4. Kenny Evans 876
5. James Grant 852
6. Jerome Coles 762
7. Rudy Peele 746
8. Robert Dandridge 687
9. Richard Pitts 679
10. Michael Deloach 672
11. Ray Epps 661

12. Derrick Bryant 635
13. Damian Woolfolk 629
14. Barry Mitchell 623
15. Tony Murphy 617
16. Carnell Penn 611
17. Kyle O'Quinn 610
18. Ronald Wilson 609
19. Johnny McKinney 601
20. Essex Thompson 591

FG Attempted

1. Ralph Tally 1,891
2. David Pope 1,801
3. Kenny Evans 1,735
4. Eugene Cunningham 1,714
5. James Grant 1,620
6. Ronald Wilson 1,575
7. Tony Murphy 1,571
8. Rudy Peele 1,460
9. Jerome Coles 1,436
10. Damian Woolfolk 1,413
11. Michael Deloach 1,408
12. Carnell Penn 1,361
13. Ray Epps 1,352
14. Peter Mitchell 1,232
15. Barry Mitchell 1,222
16. Robert Dandridge 1,211
17. Richard Pitts 1,172
18. Essex Thompson 1,168
19. Terrence Winston 1,154
20. Leroy Jones 1,150

3-Pt FG Made

1. Tony Murphy 262
2. Carnell Penn 205
3. Terrence Winston 201
4. Pendarvis Williams 156
5. Derrick Smith 149
6. Corey Lyons 123
7. Damian Woolfolk 120
8. Chakowby Hicks 115
9. David Donerlson 114
10. Chris McEachin 108
11. James Walker 102
12. Ryan Grier 100
13. Ralph Tally 92
14. Michael Deloach 91
15. Darren Sanderlin 80

16. Kevin Perry 69
17. Richard McLean 62
18. Marcus Whitfield 59
19. Rob Hampton 58
20. Kyle O'Quinn 54

3-Pt FG Attempted

1. Tony Murphy 746
2. Terrence Winston 569
3. Carnell Penn 567
4. Derrick Smith 430
5. Pendarvis Williams 394
6. Corey Lyons 383
7. Chakowby Hicks 362
8. Damian Woolfolk 332
9. Chris McEachin 321
10. Michael Deloach 292
11. Ryan Grier 280
12. David Donerlson 267
13. Ralph Tally 233
14. James Walker 215
15. Kyle O'Quinn 207
16. Kevin Perry 193
17. Rob Hampton 183
18. Marcus Whitfield 176
19. Cordell Maxwell 164
20. Darren Sanderlin 160

FT Made

1. Ralph Tally 621
2. Richard Pitts 525
3. Derrick Bryant 436
David Pope 436
5. Barry Mitchell 384
6. Eugene Cunningham 383
7. Johnny McKinney 380
8. Corey Williams 379
9. Jerome Coles 375
10. Michael Deloach 361
11. Chakowby Hicks 341
12. Kyle O'Quinn 333
Damian Woolfolk 333
14. Tony Murphy 319
15. Morrell James 313
16. Robert Dandridge 310
17. Billy Walker 301
18. Rudy Peele 298
19. Ronald Wilson 286
20. Kenny Evans 279

FT Attempted

1. Ralph Tally 809
2. Richard Pitts 803
3. Jerome Coles 627
4. Barry Mitchell 601
5. Derrick Bryant 590
6. David Pope 587
7. Eugene Cunningham 569
8. Michael Deloach 537
9. Johnny McKinney 531
10. Corey Williams 521
11. Rudy Peele 495
12. Kyle O'Quinn 486
13. Morrell James 470
14. Chakowby Hicks 454
15. Damian Woolfolk 425
16. Leroy Jones 423
17. Maurice Whitfield 420
18. Bob Isabelle 419
19. Billy Walker 408

CAREER RECORDS

2013-14 NORFOLK STATE UNIVERSITY
MEN'S BASKETBALL MEDIA GUIDE

20. Robert Dandridge402

Rebounds (Since 1958-59)

1. Rudy Peele.....	1,335
2. Richard Pitts.....	1,235
3. Eugene Cunningham.....	1,186
4. David Pope.....	1,170
5. LeRoy Jones.....	1,131
6. Jerome Coles.....	1,125
7. Kyle O'Quinn.....	1,092
8. Derrick Bryant.....	1,034
9. Bob Isabelle.....	951
10. Barry Mitchell.....	928
11. Johnny McKinney.....	923
12. James Brandon.....	895
13. James Grant.....	851
14. Ray Epps.....	845
15. Karandick Ogunride.....	749
16. Melvin Burns.....	736
17. Henry Green.....	729
18. Bobby Dandridge.....	727
19. Morrell James.....	706
20. Darrell Neal.....	699

Assists (Since 1978-79)

1. Billy Walker.....	634
2. Barry Mitchell.....	502
3. Maurice Whitfield.....	448
4. Ralph Tally.....	440
5. Darren Sanderlin.....	397
6. Aleek Pauline.....	376
7. Terry Tibbs.....	359
8. Terrence Winston.....	339
9. Chakowby Hicks.....	322
10. Carnell Penn.....	317
11. Michael Deloach.....	302
12. Lawrence Hayes.....	277
13. Anthony Reid.....	272

14. Jamel Fuentes.....	251
15. Kenny Evans.....	242
16. Antonio Stith.....	222
17. Tony Murphy.....	212
18. Sean Bell.....	199
19. Dion Dove.....	197
20. Derrick Bryant.....	194

Steals (Since 1978-79)

1. Ralph Tally.....	314
2. Chakowby Hicks.....	276
3. Barry Mitchell.....	235
4. Michael Deloach.....	211
5. Kenny Evans.....	190
6. Billy Walker.....	177
7. David Pope.....	176
8. Aleek Pauline.....	164
9. Maurice Whitfield.....	156
10. Tony Murphy.....	136
Terrence Winston.....	
Carnell Penn.....	
13. Henry Green.....	132
14. Derrick Bryant.....	126
15. Damian Woolfolk.....	123
16. Jerome Coles.....	118
17. Marcus Whitfield.....	111
18. Dion Dove.....	109
19. Lewis Simon.....	99
20. David Donerlson.....	98

Blocked Shots (Since 1978-79)


1. Kyle O'Quinn.....	283
2. Karandick Ogunride.....	108
3. Larry Vickers.....	102
4. Ralph Tally.....	100
5. Calvin Brown.....	89
6. David Pope.....	88
7. Kenny Haynes.....	87

8. Blitz Wooten.....	85
9. Darrell Neal.....	84
10. Brandon Goode.....	80
11. Charles Newborn.....	78
Matt Henson.....	
13. Chakowby Hicks.....	68
14. Jerome Coles.....	67
Darnell Brown.....	
16. Corey Williams.....	63
Steve Gilbert.....	
18. Louis Thomas.....	62
19. Larry McCloud.....	58
20. Pendarvis Williams.....	45


Games Played

1. Kyle O'Quinn.....	129
2. Ralph Tally.....	121
3. Carnell Penn.....	120
Derrick Bryant.....	
5. Barry Mitchell.....	119
6. Tony Murphy.....	118
Jerome Coles.....	
8. Michael Deloach.....	116
Karandick Ogunride.....	
Eugene Cunningham.....	
11. Chakowby Hicks.....	114
12. David Pope.....	113
13. Derrick Smith.....	112
Lewis Simon.....	
15. Kenny Evans.....	110
Peter Mitchell.....	
17. Darrell Neal.....	109
Ronald Wilson.....	
19. Larry Vickers.....	108
Terrence Winston.....	

Active Players in **Bold**



David Pope



Jerome Coles

TEAM YEAR-BY-YEAR STATISTICS *

Year	G	FG-FGA/%	3P-3PA/%	FT-FTA/%	Reb-Avg	PF-D	Ast	TO	Stl	Blk	TP	Avg.	High Game
53-54	23	--	--	--	--	--	--	--	--	--	1466	63.7	92
54-55	22	--	--	--	--	--	--	--	--	--	1622	73.7	114
55-56	24	--	--	--	--	--	--	--	--	--	1992	83.0	126
56-57	28	--	--	--	--	--	--	--	--	--	2275	81.3	146
57-58	27	--	--	--	--	--	--	--	--	--	1958	72.5	100
58-59	23	724-1643/.441	--	352-562/.626	1126-49.0	481-18	--	--	--	--	1791	77.9	109
59-60	23	716-1721/.416	--	351-580/.605	1145-49.8	440-15	--	--	--	--	1783	77.6	101
60-61	25	932-1899/.491	--	372-587/.634	1341-53.6	436-10	--	--	--	--	2236	89.4	120
61-62	20	558-1437/.388	--	274-447/.613	931-49.0	371-14	--	--	--	--	1523	76.2	111
62-63	24	745-1549/.481	--	404-661/.611	1214-50.6	474-39	--	--	--	--	1887	78.6	97
63-64	8	226-351/.644	--	158-229/.690	392-49.0	150-	--	--	--	--	1985	86.3	110
64-65	23	908-1751/.519	--	439-664/.661	971-42.2	381-	--	--	--	--	2255	98.0	130
65-66	32	1326-2682/.494	--	669-976/.685	1521-47.5	--	--	--	--	--	3354	104.8	132
66-67	20	794-1553/.511	--	381-530/.719	748-37.4	--	--	--	--	--	1969	98.5	125
67-68	24	1044-1831/.570	--	520-722/.720	1056-44.0	--	--	--	--	--	2596	108.2	146
68-69	25	1071-2235/.479	--	511-707/.723	1446-57.8	419-13	--	--	--	--	2653	106.1	127
69-70	26	1133-2420/.468	--	530-815/.650	1660-63.8	--	--	--	--	--	2796	107.5	123
70-71	30	1230-2749/.447	--	553-924/.598	1726-57.5	594-14	--	--	--	--	3013	100.4	118
71-72	24	973-2130/.457	--	458-772/.593	1320-55.0	--	--	--	--	--	2404	100.2	123
72-73	31	1254-2720/.461	--	423-680/.622	1667-53.8	--	--	--	--	--	2931	94.5	121
73-74	30	1036-2478/.418	--	409-625/.654	1414-47.1	568-	--	--	--	--	2481	82.7	106
74-75	28	1059-2142/.494	--	369-551/.670	1380-49.3	--	--	--	--	--	2487	88.8	118
75-76	30	1111-2301/.483	--	479-712/.673	1349-45.0	--	--	--	--	--	2711	90.4	116
76-77	26	954-1951/.489	--	345-506/.682	1237-47.6	584-21	--	--	--	--	2253	86.7	108
77-78	28	920-1907/.482	--	379-600/.632	1314-46.9	626-	--	--	--	--	2219	79.3	98
78-79	31	1102-2193/.503	--	487-733/.664	1497-48.3	672-29	464	690	394	76	2691	86.8	120
79-80	29	963-2002/.481	--	438-648/.676	1415-48.8	623-29	638	665	325	70	2364	81.5	108
80-81	29	1011-2000/.506	--	433-626/.692	1340-46.2	516-20	722	609	260	112	2455	84.7	112
81-82	27	728-1544/.472	--	480-678/.708	1077-39.9	579-28	312	458	205	74	1939	71.8	94
82-83	29	913-2004/.456	--	533-773/.690	1360-46.9	640-27	421	488	246	102	2365	81.6	123
83-84	31	926-1881/.492	--	570-823/.693	1338-43.2	602-14	620	512	286	84	2422	78.1	106
84-85	30	923-1865/.495	--	569-815/.698	1261-42.0	652-16	544	486	328	83	2415	80.5	117
85-86	31	885-1895/.467	--	604-929/.650	1440-46.5	672-16	595	497	279	145	2450	79.0	103
86-87	31	951-1905/.499	--	520-792/.657	1312-42.3	665-12	566	438	278	147	2532	81.7	134
87-88	31	864-1877/.460	92-226/.407	454-739/.614	1235-39.8	623-12	489	406	201	52	2274	73.4	90
88-89	30	817-1823/.448	161-372/.433	503-732/.687	1285-42.8	646-10	562	--	--	--	2298	76.6	104
89-90	31	836-1785/.468	137-306/.448	517-762/.678	1301-42.0	555-16	504	431	246	111	2326	75.0	102
90-91	28	751-1688/.445	82-261/.314	510-757/.674	1142-40.8	618-9	348	469	202	68	2094	74.8	95
91-92	32	926-1984/.467	86-256/.336	580-835/.695	1387-43.3	671-11	414	594	276	137	2518	78.7	125
92-93	29	828-1697/.488	128-317/.404	562-809/.695	1053-36.3	596-20	351	450	251	107	2346	80.9	110
93-94	33	1014-2112/.480	147-447/.329	632-925/.683	1416-42.9	567-10	509	507	258	139	2807	85.1	107
94-95	33	996-2013/.495	135-386/.350	624-907/.688	1443-43.7	592-12	510	515	202	136	2751	83.4	106
95-96	27	810-1710/.474	86-270/.319	490-722/.679	1113-41.2	543-16	384	362	207	83	2196	81.3	116
96-97	27	737-1551/.475	68-201/.338	405-635/.638	1001-37.1	485-14	327	389	189	70	1947	72.1	101
97-98	27	661-1616/.409	102-300/.340	359-550/.653	980-36.3	565-22	267	485	246	98	1783	66.0	86
98-99	27	874-1817/.481	141-395/.357	441-653/.675	961-35.6	602-23	372	403	253	89	2330	86.3	107
99-00	28	777-1860/.418	144-480/.300	430-698/.616	1068-38.1	549-9	319	437	243	91	2128	76.0	102
00-01	29	757-1761/.430	157-482/.326	455-691/.658	1102-38.0	610-14	350	496	214	87	2126	73.3	94
01-02	29	722-1732/.417	167-524/.319	386-618/.625	1087-37.5	551-9	376	485	203	117	1999	68.9	89
02-03	29	644-1521/.423	130-426/.305	408-632/.646	1000-34.5	547-10	281	497	226	119	1826	63.0	83
03-04	29	586-1493/.392	155-490/.316	467-649/.720	962-33.2	586-20	269	470	213	73	1794	61.9	88
04-05	27	581-1405/.414	140-406/.345	375-596/.629	1007-37.3	495-7	298	464	206	108	1677	62.1	81
05-06	31	708-1687/.420	118-403/.293	384-625/.614	1183-38.2	641-15	294	537	229	86	1918	61.9	82
06-07	30	721-1580/.456	143-412/.347	385-607/.634	1023-34.1	571-18	322	536	176	104	1970	65.7	99
07-08	31	817-1855/.440	156-519/.301	368-553/.665	1109-35.8	662-25	341	480	268	107	2158	69.6	97
08-09	31	764-1768/.432	160-481/.333	431-663/.650	1068-34.5	628-14	318	485	269	111	2119	68.4	96
09-10	30	778-1692/.460	128-436/.294	435-684/.636	1119-37.3	681-20	342	542	251	96	2119	70.6	94
10-11	32	782-1791/.437	176-574/.307	498-735/.678	1143-35.7	692-22	412	515	204	183	2238	69.9	110
11-12	36	870-1977/.440	198-635/.312	544-830/.655	1305-36.2	702-13	431	539	240	169	2482	68.9	90
12-13	33	769-1850/.416	172-529/.325	478-740/.646	1192-36.1	617-16	392	481	242	151	2188	66.3	85

* Based on available data

TEAM YEAR-BY-YEAR LEADERS *

Year	Points	Field Goals	3-Point FGs	Free Throws	Rebounds	Assists	Blocks	Steals
74-75	481 Vivian Greene							
58-59	485 James Brandon	207 James Brandon	--	113 James Brandon	442 James Brandon	--	--	--
59-60	316 Pierce Callahan	142 Pierce Callahan	--	66 Cloyd Dodson	226 Leon Bonds	--	--	--
60-61	650 James Brandon	278 James Brandon	--	94 James Brandon	453 James Brandon	--	--	--
61-62	256 David Brown	111 David Brown	--	57 Cloyd Dodson	181 Lewis Graham	--	--	--
62-63	343 Joe Davidson	150 Joe Davidson	--	96 Richard Pitts	326 Richard Pitts	--	--	--
63-64	154 Richard Pitts	53 Richard Pitts	--	48 Richard Pitts	126 Richard Pitts	--	--	--
64-65	583 Richard Pitts	211 Richard Pitts	--	161 Richard Pitts	325 Richard Pitts	--	--	--
65-66	824 Richard Pitts	307 Essex Thompson	--	220 Richard Pitts	458 Richard Pitts	--	--	--
66-67	415 James Grant	178 James Grant	--	79 Johnny McKinney	205 Johnny McKinney	--	--	--
67-68	515 James Grant	224 James Grant	--	129 Johnny McKinney	251 Johnny McKinney	--	--	--
68-69	808 Robert Dandridge	332 Robert Dandridge	--	144 Robert Dandridge	370 Robert Dandridge	--	--	--
69-70	838 Johnny McKinney	333 Johnny McKinney	--	172 Johnny McKinney	471 Rudy Peele	--	--	--
70-71	695 Rudy Peele	296 Rudy Peele	--	142 Morrell James	485 Rudy Peele	--	--	--
71-72	617 Rudy Peele	249 Rudy Peele	--	119 Rudy Peele	349 Leroy Jones	--	--	--
72-73	566 Ronald Wilson	246 Ronald Wilson	--	74 Ronald Wilson	327 Leroy Jones	--	--	--
73-74	673 Gene Cunningham	271 Gene Cunningham	--	131 Gene Cunningham	418 Gene Cunningham	--	--	--
74-75	587 Gene Cunningham	260 Gene Cunningham	--	67 Gene Cunningham	289 Gene Cunningham	--	--	--
75-76	637 Gene Cunningham	263 Gene Cunningham	--	147 Gene Cunningham	335 Gene Cunningham	--	--	--
76-77	605 Ray Epps	262 Ray Epps	--	81 Ray Epps	290 Ray Epps	--	--	--
77-78	488 Kenny Evans	219 Kenny Evans	--	70 Bob Isabelle	259 Bob Isabelle	--	--	--
78-79	754 Kenny Evans	315 Kenny Evans	--	124 Kenny Evans	282 Bob Isabelle	129 Lewis Simon	16 Walter Stancell	99 Lewis Simon
79-80	627 Kenny Evans	271 Kenny Evans	--	85 Kenny Evans	325 Henry Green	193 Terry Tibbs	13 Isabelle/Thomas	92 Kenny Evans
80-81	611 David Pope	268 David Pope	--	88 Billy Walker	292 Louis Thomas	273 Billy Walker	36 Louis Thomas	63 Billy Walker
81-82	397 David Pope	165 David Pope	--	81 Billy Walker	202 David Pope	126 Billy Walker	24 Kenny Haynes	48 Billy Walker
82-83	606 David Pope	235 David Pope	--	133 David Pope	329 David Pope	111 Billy Walker	37 Kenny Haynes	49 David Pope
83-84	725 David Pope	282 David Pope	--	161 David Pope	374 David Pope	132 Ralph Tally	30 David Pope	68 Ralph Tally
84-85	628 Ralph Tally	240 Ralph Tally	--	148 Ralph Tally	215 Barry Mitchell	124 Billy Walker	27 Ralph Tally	103 Ralph Tally
85-86	721 Ralph Tally	242 Ralph Tally	--	183 Ralph Tally	255 Barry Mitchell	146 Barry Mitchell	26 Ralph Tally	77 Ralph Tally
86-87	842 Ralph Tally	284 Ralph Tally	--	182 Ralph Tally	263 Barry Mitchell	158 Barry Mitchell	54 Matt Henson	80 Barry Mitchell
87-88	523 Lee Johnson	209 Lee Johnson	36 James Walker	105 Lee Johnson	296 Lee Johnson	145 Antonio Stith	22 Lee Johnson	35 Carlos Thomas
88-89	427 Jerome Coles	163 Jerome Coles	60 James Walker	101 Jerome Coles	284 Jerome Coles	185 Darren Sanderlin	--	--
89-90	550 Jerome Coles	227 Jerome Coles	62 Richard McLean	100 Darren Sanderlin	323 Jerome Coles	212 Darren Sanderlin	34 Eric Williams	68 Darren Sanderlin
90-91	623 Jerome Coles	227 Jerome Coles	37 Jerome Coles	132 Jerome Coles	331 Jerome Coles	86 Dondry Gay	25 Jerome Coles	39 Jerome Coles
91-92	527 Marcus Whitfield	192 Marcus Whitfield	49 David Donerlson	120 Marcus Whitfield	225 Larry McCloud	97 David Donerlson	58 Larry McCloud	70 Marcus Whitfield
92-93	503 Marcus Whitfield	183 Marcus Whitfield	65 David Donerlson	105 Sean Bell	206 Steve Gilbert	79 Marcus Whitfield	63 Steve Gilbert	49 David Donerlson
93-94	735 Corey Williams	254 Corey Williams	70 Carnell Penn	211 Corey Williams	339 Charles Newborn	132 Sean Bell	50 Charles Newborn	52 Sean Bell
94-95	633 Corey Williams	223 Corey Williams	70 Carnell Penn	168 Corey Williams	296 Derrick Bryant	157 Maurice Whitfield	53 Blitz Wooten	43 Corey Williams
95-96	509 Carnell Penn	191 Carnell Penn	57 Carnell Penn	154 Derrick Bryant	269 Derrick Bryant	137 Maurice Whitfield	32 Blitz Wooten	60 Maurice Whitfield
96-97	490 Rodney Carmichael	199 Rodney Carmichael	26 Dion Woods	101 Maurice Whitfield	252 Rodney Carmichael	154 Maurice Whitfield	22 Sean Blackwell	62 Maurice Whitfield
97-98	491 Damian Woolfolk	187 Damian Woolfolk	46 Kevin Perry	82 Damian Woolfolk	215 Michael Beckles	83 Kevin Perry	23 Beckles/Neal	56 Kevin Perry
98-99	635 Damian Woolfolk	237 Damian Woolfolk	46 Damian Woolfolk	115 Damian Woolfolk	160 Neil Roberts	97 Neil Roberts	25 Darrell Neal	41 Neil Roberts
99-00	585 Damian Woolfolk	205 Damian Woolfolk	49 Terrence Winston	136 Damian Woolfolk	282 Darrell Neal	74 Dion Dove	36 Darrell Neal	48 Dion Dove
00-01	415 Terrence Winston	132 Terrence Winston	54 Terrence Winston	97 Terrence Winston	204 Darrell Neal	104 Terrence Winston	--	46 Cornelius Roberts
01-02	416 Terrence Winston	151 Terrence Winston	59 Terrence Winston	75 Darryl Towe	220 Michael Boyd	91 Terrence Winston	25 Edward Seward	37 Winston/Towe
02-03	328 Chakowby Hicks	113 Chakowby Hicks	32 Derrick Smith	75 Darryl Towe	128 Thomas Aladi	75 Chakowby Hicks	28 Ricky Woods	66 Chakowby Hicks
03-04	460 Chakowby Hicks	144 Chakowby Hicks	38 Chakowby Hicks	134 Chakowby Hicks	205 Karandick Ogunride	86 Chakowby Hicks	33 Karandick Ogunride	86 Chakowby Hicks
04-05	388 Chakowby Hicks	129 Chakowby Hicks	49 Tony Murphy	93 Chakowby Hicks	195 Karandick Ogunride	106 Chakowby Hicks	41 Karandick Ogunride	91 Chakowby Hicks
05-06	483 Tony Murphy	170 Tony Murphy	61 Tony Murphy	82 Tony Murphy	225 Karandick Ogunride	89 Al'Davon Thomas	23 Calvin Brown	59 Al'Davon Thomas
06-07	494 Tony Murphy	170 Tony Murphy	79 Tony Murphy	95 Tynell Dunkley	229 Calvin Brown	68 Rashid Cann	50 Calvin Brown	29 Tony Murphy
07-08	556 Tony Murphy	181 Tony Murphy	73 Tony Murphy	121 Tony Murphy	177 Larry Vickers	96 Michael Deloach	47 Larry Vickers	55 Michael Deloach
08-09	666 Michael Deloach	63 Corey Lyons	244 Michael Deloach	143 Michael Deloach	202 Brandon Monroe	117 Aleek Pauline	30 Brandon Monroe	74 Aleek Pauline
09-10	652 Michael Deloach	238 Michael Deloach	36 Michael Deloach	140 Michael Deloach	261 Kyle O'Quinn	100 Michael Deloach	51 Kyle O'Quinn	79 Michael Deloach
10-11	526 Kyle O'Quinn	198 Kyle O'Quinn	37 Pendarvis Williams	115 Kyle O'Quinn	355 Kyle O'Quinn	165 Aleek Pauline	110 Kyle O'Quinn	48 Aleek Pauline
11-12	572 Kyle O'Quinn	205 Kyle O'Quinn	76 Chris McEachin	156 Kyle O'Quinn	372 Kyle O'Quinn	104 Jamel Fuentes	97 Kyle O'Quinn	45 Chris McEachin
12-13	443 Pendarvis Williams	143 Pendarvis Williams	65 Pendarvis Williams	103 Malcolm Hawkins	189 RaShid Gaston	147 Jamel Fuentes	66 Brandon Goode	54 Jamel Fuentes

* Based on available data

YEAR-BY-YEAR RECORDS

2013-14 NORFOLK STATE UNIVERSITY
MEN'S BASKETBALL MEDIA GUIDE

Year	Overall Record	Conf. Record (Finish)	Conference Tourney/Postseason	Coach
1953-54	11-12	6-6	Final (Runner-Up)	John Turpin
1954-55	13-9	11-4	Final (Runner-Up)	John Turpin
1955-56	17-7	10-0	Final (Runner-Up)	John Turpin
1956-57	21-7	10-1	Final (Champion)	John Turpin
1957-58	18-9	10-0	Final (Champion)	John Turpin
1958-59	17-9	10-2	Final (Champion)	John Turpin
1959-60	13-10	9-3	Final (Champion)	John Turpin
1960-61	19-7	12-0	Final (Champion)	John Turpin
1961-62	9-11	--	--	John Turpin
1962-63	19-7	15-5 (6th)	Quarterfinals	Ernie Fears
1963-64	18-5	14-4 (2nd)	Semifinals	Ernie Fears
1964-65	22-3	16-2 (2nd)	Final (Champion)/NCAA Regional Semifinal	Ernie Fears
1965-66	26-6	16-2 (1st)	Final (Runner-Up)/NAIA National Semifinal	Ernie Fears
1966-67	16-4	14-2 (2nd)	Quarterfinals	Ernie Fears
1967-68	24-2	17-1 (1st)	Final (Champion)/NCAA Regional Final	Ernie Fears
1968-69	21-4	16-2 (2nd)	Final (Runner-Up)/NCAA Regional Semifinal	Ernie Fears
1969-70	19-7	16-5 (2nd, North)	Quarterfinals	Bob Smith
1970-71	26-4	20-1 (1st, North)	Final (Champion)/NCAA Regional Final	Bob Smith
1971-72	20-4	15-2 (1st, North)	Final (Champion)	Bob Smith
1972-73	21-10	15-2 (1st, North)	Final (Runner-Up)/NAIA District 29 Final	Bob Smith
1973-74	21-9	13-4 (1st, North)	Final (Champion)/NCAA Elite Eight	Charles Christian
1974-75	23-5	13-3 (1st, North)	Final (Champion)/NAIA National Second Round	Charles Christian
1975-76	23-7	12-4 (1st, North)	Final (Champion)/NAIA National First Round	Charles Christian
1976-77	18-8	11-5 (T-2nd, North)	Semifinals	Charles Christian
1977-78	19-9	12-4 (T-1st, North)	Final (Champion)	Charles Christian
1978-79	23-8	12-4 (2nd, North)	Final (Runner-Up)/NAIA National Second Round	Lucias Mitchell
1979-80	19-10	10-6 (4th, North)	Semifinals/NAIA District 19 Final	Lucias Mitchell
1980-81	19-10	12-7 (3rd, North)	Quarterfinals/NAIA National First Round	Lucias Mitchell
1981-82	14-13	11-8 (4th, North)	Quarterfinals/NAIA District 19 Semifinal	Charles Christian
1982-83	20-9	14-5 (T-1st, North)	Final (Runner-Up)	Charles Christian
1983-84	29-2	18-1 (1st, North)	Final (Champion)/NCAA Regional Final	Charles Christian
1984-85	23-7	15-4 (2nd, North)	Final (Runner-Up)/NCAA Regional Semifinal	Charles Christian
1985-86	26-5	16-3 (2nd, North)	Final (Champion)/NCAA Elite Eight	Charles Christian
1986-87	28-3	19-0 (1st, North)	Final (Runner-Up)/NCAA Elite Eight	Charles Christian
1987-88	23-8	15-4 (2nd, North)	Final (Runner-Up)/NCAA Regional Semifinal	Charles Christian
1988-89	24-6	16-3 (T-1st, North)	Semifinals/NCAA Regional Semifinal	Charles Christian
1989-90	27-4	17-2 (2nd, North)	Final (Champion)/NCAA Regional Semifinal	Charles Christian
1990-91	15-13	9-10 (5th, North)	Quarterfinals	Isaac Moorhead
1991-92	22-10	14-5 (2nd, North)	Semifinals/NCAA Regional Semifinal	Mike Bernard
1992-93	19-10	11-8 (3rd, North)	Semifinals	Mike Bernard
1993-94	27-6	15-4 (2nd, North)	Final (Runner-Up)/NCAA Elite Eight	Mike Bernard
1994-95	27-6	16-3 (T-1st, North)	Final (Runner-Up)/NCAA Final Four	Mike Bernard
1995-96	23-4	14-3 (2nd, North)	Final (Champion)	Mike Bernard
1996-97	17-10	11-6 (3rd, North)	Quarterfinals	Mike Bernard
1997-98	6-21	--	Ineligible for postseason	Mike Bernard
1998-99	15-12	11-7 (4th)	Ineligible for postseason	Mel Coleman
1999-2000	12-16	11-7 (5th)	Quarterfinals	Wil Jones
2000-01	12-17	11-7 (T-3rd)	Semifinals	Wil Jones
2001-02	10-19	9-9 (T-6th)	First Round	Wil Jones
2002-03	14-15	10-8 (6th)	Quarterfinals	Dwight Freeman
2003-04	12-17	10-8 (T-5th)	Quarterfinals	Dwight Freeman
2004-05	13-14	11-7 (T-4th)	Quarterfinals	Dwight Freeman
2005-06	13-18	10-8 (T-5th)	Semifinals	Dwight Freeman
2006-07	11-19	10-8 (T-3rd)	Quarterfinals	Dwight Freeman
2007-08	16-15	11-5 (T-2nd)	Semifinals	Anthony Evans
2008-09	13-18	9-7 (T-3rd)	Final (Runner-Up)	Anthony Evans
2009-10	11-19	9-7 (4th)	Quarterfinals	Anthony Evans
2010-11	12-20	8-8 (6th)	Semifinals	Anthony Evans
2011-12	26-10	13-3 (2nd)	Final (Champion)/NCAA Third Round	Anthony Evans
2012-13	21-12	16-0 (1st)	Quarterfinals/NIT First Round	Anthony Evans

NSU competed in Division II in the EIAC from 1953-61 and the CIAA from 1962-97, and in Division I in the MEAC from 1997-Present

NSU'S ALL-AMERICANS (since 1968-69)

Year	Player	Team
1968-69	Bobby Dandridge	AP (honorable mention)
1975-76	Eugene Cunningham	NAIA (honorable mention)
1978-79	Kenny Evans	NABC
1983-84	David Pope	NABC
1985-86	Ralph Tally	Extra Point Club; McLendon Trophy Winner
1986-87	Ralph Tally	NABC (Div. II Player of the Year); Extra Point Club; McLendon Trophy Winner
1989-90	Jerome Coles	Extra Point Club
1990-91	Jerome Coles	NABC (Third Team); Extra Point Club
1993-95	Corey Williams	Basketball Gazette; Extra Point Club; NABC (1st Team, '95); McLendon Trophy Winner
2010-11	Kyle O'Quinn	Mid-Major Defensive All-America (collegeinsider.com) Boxtorow.com (HBCU)
2011-12	Kyle O'Quinn	AP (honorable mention) Boxtorow.com (HBCU)
2012-13	Pendarvis Williams	Boxtorow.com (HBCU)

SPARTANS IN THE PROS


Players are listed by the year in which they last competed at NSU:

1968	Richard "Pee Wee" Kirkland, Chicago Bulls
1969	Bobby Dandridge, Washington Bullets, Milwaukee Bucks
1976	Eugene Cunningham, Europe
1977	Raymond Epps, Golden State Warriors
1984	David Pope, Seattle SuperSonics
1987	Ralph Tally, Chicago Bulls
1987	Barry Mitchell, Europe
1990	Darren Sanderlin, Indianapolis (Continental Basketball Association)
1991	Jerome Coles, Omaha (CBA)
1993	Steve Gilbert, Europe
1994	Sean Bell, Europe
1995	Corey Williams, Europe
	Charles Newborn, Europe, Mexico
	Matthew Thompson, Europe
	Derrick Bryant, Europe
1996	Maurice Whitfield, Harlem Globetrotters, Europe
	Deng Leek, Washington Warriors (EBA)
1999	Mihajlo Delic, Europe, Morocco, Iceland, Maryland Nighthawks (American Basketball Association)
2000	Damian Woolfolk, Tampa Bay ThunderDawgs (ABA)
2001	Neil Roberts, Argentina
2002	Ed Seward, South America, Germany
2006	Calvin Brown, Mexico, China, Peru, Sweden, Washington Madness (EBA)
2008	Tony Murphy, Dominican Republic, Lebanon, Portugal, New Jersey Lightning (EBA)
2009	Kevin Worsley, Germany, Hampton Roads Cardinals (EBA)
2010	Michael Deloach, Czech Republic, Poland, Morocco (currently in Italy) Joseph Dorsett-Jeffreys, Connecticut TopBallerz (ABA), Rochester Razorsharks (PBL), Westchester Dutchmen (EBA)
2011	Rob Hampton, Chile, New York Wizards (EBA)
	Tim Zephyr, Chile, Sweden, North Jersey Pros (ACPBL), New York Wizards (EBA)
	Aleek Pauline, Iceland (currently in Germany)
2012	Kyle O'Quinn, Orlando Magic Chris McEachin, Kazakhstan (currently in Iraq)

Active Players in **Bold**

1,000 Point Scorers

Name	Years	Gms.	Total
1. Ralph Tally	1983-87	121	2,575
2. David Pope	1980-84	113	2,339
3. Eugene Cunningham	1972-76	116	2,151
4. Kenny Evans	1976-80	110	2,031
5. James Grant	1964-68	95	1,977
6. Jerome Coles	1987-91	118	1,936
7. Richard Pitts	1962-66	86	1,883
8. Tony Murphy	2004-08	118	1,815
9. Michael Deloach	2006-10	116	1,796
10. Rudy Peele	1968-72	90	1,790
11. Damian Woolfolk	1997-2000	82	1,711
12. Derrick Bryant	1992-95	120	1,717
13. Ronald Wilson	1969-73	109	1,704
14. Bobby Dandridge	1965-69	74	1,664
15. Barry Mitchell	1983-87	119	1,631
16. Kyle O'Quinn	2008-12	129	1,607
17. Carnell Penn	1992-96	120	1,590
18. Johnny McKinney	1966-68; 69-70	70	1,572
19. Ray Epps	1974-77	84	1,536
20. Essex Thompson	1963-67	77	1,404
21. Bob Isabelle	1976-80	107	1,372
22. Corey Williams	1993-95	64	1,368
23. Chakowby Hicks	2001-05	114	1,350
24. Charles Bonaparte	1965-69	85	1,323
25. Morrell James	1968-71	81	1,295
26. Corey Lyons	2005-09	106	1,230
27. LeRoy Jones	1970-73	83	1,225
28. Peter Mitchell	1970-74	110	1,217
29. Derrick Smith	2000-04	112	1,165
30. Terrence Winston	1998-02	108	1,362
31. Billy Walker	1980-83; 84-85	102	1,155
32. James Brandon	1958-59; 60-61	48	1,135
33. Pendarvis Williams	2010-P	98	1,117
34. Marcus Whitfield	1991-93	55	1,030



Ralph Tally

Norfolk State has a rich history in the National Basketball Association, with seven players alone selected in the NBA draft in the four-year period from 1968-71. NSU had 13 players altogether picked between 1968 and 1988 during the program's NCAA Division II heydays.

The most famous of those players is, of course, Bob Dandridge, who was selected by the Milwaukee Bucks in the 1969 draft after leading NSU to the CIAA title in 1968 and a runner-up finish in '69. Dandridge's career in the NBA spanned from 1969 to 1982 and included eight playoff appearances with Milwaukee and Washington as well as four NBA all-star appearances.


Dandridge finished his career with more than 15,500 points, 5,700 rebounds and 2,800 assists and averaged 18.5 points, 6.8 rebounds and 3.4 assists per game during his illustrious career.

Three other former Norfolk State players also saw time in the NBA: Ray Epps, David Pope and Kyle O'Quinn (right). Epps played in 13 games during the 1978-79 season with Golden State, while Pope spent parts of two seasons with Kansas City and Seattle from 1984-86 and saw time in 33 games. O'Quinn spent his rookie season in 2012-13 with the Orlando Magic, averaging 4.1 points and 3.7 rebounds in 57 games.

Lee Johnson was the last of those 13 players during NSU's D-II days to hear his name called in the NBA Draft after he was selected by Detroit in 1988. Nearly 25 years later, NSU had pick No. 14 when two-time MEAC Defensive Player of the Year Kyle O'Quinn saw his name come up on the screen during the 2012 Draft.

O'Quinn, who was taken in the second round by the Orlando Magic, became the first MEAC player selected since Florida A&M's Jerome James in 1998. With the 49th overall pick in the Draft, O'Quinn became the third-highest Spartan to be drafted behind Charles Bonaparte (No. 35) and Dandridge (No. 45) in '69 and the only one selected before the third round.

Below are the career stats for the four former Spartans who have played in the NBA.



NSU'S ALL-TIME DRAFT PICKS

Year	Player	Team	Round	Pick	Overall
2012	Kyle O'Quinn	Orlando Magic	2	19	49
1988	Lee Johnson	Detroit Pistons	3	22	72
1987	Ralph Tally	Los Angeles Lakers	4	23	92
1984	David Pope	Utah Jazz	3	15	62
1980	Kenny Evans	Boston Celtics	6	23	138
1977	Ray Epps	Golden State Warriors	5	16	104
1976	Gene Cunningham	Golden State Warriors	6	18	104
1971	Rudolph Peele	Baltimore Bullets	14	4	211
	James Morrell	Baltimore Bullets	15	4	220
1970	Jon McKinney	Boston Celtics	4	4	55
1969	Charles Bonaparte	San Diego Rockets	3	6	35
	Bob Dandridge	Milwaukee Bucks	4	2	45
	Rick Kirkland	Chicago Bulls	13	4	172
1968	Rick Rirkendal	Chicago Bulls	20	1	212

BOB DANDRIDGE

Years	GP-GS	Min	FGM-A	3PM-A	FTM-A	OFF	DEF	REB	AST	STL	BLK	TO	PF	PTS
1969-82	839-0	29,502	6,445-13,317	2-12	2,638-3,382	908	2,337	5,715	2,846	661	303	630	2,940	15,530

RAY EPPS

Years	GP-GS	Min	FGM-A	3PM-A	FTM-A	OFF	DEF	REB	AST	STL	BLK	TO	PF	PTS
1978-79	13-0	72	10-23	0-0	6-8	0	5	5	2	1	0	2	7	26

DAVID POPE

Years	GP-GS	Min	FGM-A	3PM-A	FTM-A	OFF	DEF	REB	AST	STL	BLK	TO	PF	PTS
1984-86	33-0	203	26-73	1-2	9-17	15	14	29	9	5	4	9	41	62

KYLE O'QUINN

Years	GP-GS	Min	FGM-A	3PM-A	FTM-A	OFF	DEF	REB	AST	STL	BLK	TO	PF	PTS
2012-P	57-5	638	101-197	0-1	30-45	65	144	209	52	11	26	37	107	232

In 1997, Norfolk State University made the momentous move from NCAA Division II classification to Division I, which meant a change in conferences. NSU became the 11th member in the MEAC, a conference of historically black colleges and universities along the East Coast. NSU became eligible for MEAC basketball titles starting in the 1999-2000 school year.

The Spartans have wasted no time in becoming a competitive force in the league. NSU has yet to have a losing conference record in its 15 years in the league, with a combined MEAC record of 159-99 (.616) in that time.

Here is a look at how the Spartans have fared since joining the conference:

NSU in the MEAC Tournament

(Year-by-Year Results)

1997-98	did not play
1998-99	did not play
1999-00	Quarterfinals: #4 Bethune-Cookman 80, #5 NSU 75
2000-01	Quarterfinals: #4 NSU 78, #5 Coppin State 66 Semifinals: #1 Hampton 94, #4 NSU 67
2001-02	First Round: #10 Coppin State 61, #7 NSU 46
2002-03	First Round: #6 NSU 76, #11 North Carolina A&T 55 Quarterfinals: #3 Hampton 64, #6 NSU 62
2003-04	First Round: #6 NSU 58, #11 North Carolina A&T 43 Quarterfinals: #3 Delaware State 67, #6 NSU 55
2004-05	Quarterfinals: #4 South Carolina State 76, #5 NSU 59
2005-06	First Round: #7 NSU 73, #10 Md. Eastern Shore 71 Quarterfinals: #7 NSU 79, #2 Coppin State 67 Semifinals: #6 Hampton 73, #7 NSU 56
2006-07	First Round: #6 NSU 81, #11 Md. Shore 70 Quarterfinals: #3 North Carolina A&T 81, #6 NSU 66
2007-08	Quarterfinals: #3 NSU, # 6 Florida A&M 61 Semifinals: #7 Coppin State 67, #3 Norfolk State 65
2008-09	Quarterfinals: #3 NSU 63, #6 Bethune-Cookman 58 Semifinals: #3 NSU 74, #2 South Carolina State 71 Final: #1 Morgan State 83, #3 NSU 69
2009-10	Quarterfinals: #5 Hampton 73, #4 NSU 70
2010-11	First Round: #6 NSU 68, #11 Howard 53 Quarterfinals: #6 NSU 55, #3 Coppin State 53 Semifinals: #2 Hampton 85, #6 NSU 61
2011-12	Quarterfinals: #2 NSU 71, #10 Howard 61 Semifinals: #2 NSU 58, #11 Florida A&M 46 Final: #2 NSU 73, #4 Bethune-Cookman 70
2012-13	Quarterfinals: #8 Bethune-Cookman 70, #1 NSU 68 (OT)

MEAC Regular-Season Records

1997-98	0-0 (6-21 overall, not eligible for tournament)
1998-99	11-7 (not eligible)
1999-00	11-7 (5th)
2000-01	11-7 (T-3rd, 4th seed in tournament)
2001-02	9-9 (T-6th, 7th seed in tournament)
2002-03	10-8 (6th)
2003-04	10-8 (T-5th; 6th seed in tournament)
2004-05	11-7 (T-4th; 5th seed in tournament)
2005-06	10-8 (T-5th; 7th seed in tournament)
2006-07	10-8 (T-3rd, 6th seed in tournament)
2007-08	11-5 (T-2nd, 3rd seed in tournament)
2008-09	9-7 (T-3rd, 3rd seed in tournament)
2009-10	9-7 (4th)
2010-11	8-8 (6th)
2011-12	13-3 (2nd)
2012-13	16-0 (1st)

NSU All-MEAC Honorees

1998-99	Damian Woolfolk, G*
1999-00	Damian Woolfolk, G*; Darrell Neal, F*
2000-01	Derrick Smith, G-\$
2001-02	Chakowby Hicks, G-\$
2003-04	Chakowby Hicks, G*
2004-05	Chakowby Hicks, G*; Tony Murphy, G-\$
2005-06	Tony Murphy, G**
2006-07	Tony Murphy, G**
2007-08	Tony Murphy, G*
2008-09	Michael Deloach, G*; Corey Lyons, G/F**
2009-10	Michael Deloach, G*; Kyle O'Quinn, F**
2010-11	Kyle O'Quinn, C*; Pendarvis Williams, G-\$
2011-12	Kyle O'Quinn, C*; Chris McEachin, G**
2012-13	Pendarvis Williams, G*; Rob Johnson, F***; RaShid Gaston, F-\$

*- First-team **-Second-team ***-Third-team \$- All-Rookie team

MEAC Player of the Year

1998-99	Damian Woolfolk
1999-00	Damian Woolfolk
2004-05	Chakowby Hicks
2011-12	Kyle O'Quinn
2012-13	Pendarvis Williams

MEAC Defensive Player of the Year

2010-11	Kyle O'Quinn
2011-12	Kyle O'Quinn

MEAC Coach of the Year

2012-13	Anthony Evans
----------------------	---------------

MEAC All-Tournament Team

2006	Calvin Brown
2008	Tony Murphy
2009	Michael Deloach, Corey Lyons
2011	Kyle O'Quinn
2012	Kyle O'Quinn, Rob Johnson

MEAC Tournament MVP

2012	Kyle O'Quinn
-------------------	--------------

MEAC Tournament Most Outstanding Coach

2012	Anthony Evans
-------------------	---------------

NSU had a storied run in the Central Inter-collegiate Athletic Conference prior to moving to Division I, winning numerous team championships and individual accolades.

CIAA REGULAR SEASON

Player of the Year

1972 – Rudy Peele
1976 – Eugene Cunningham
1977 – Raymond Epps
1983 – David Pope
1984 – David Pope
1985 – Ralph Tally
1986 – Ralph Tally
1987 – Ralph Tally
1995 – Corey Williams

Coach of the Year

1965 – Ernie Fears
1983 – Charles Christian
1984 – Charles Christian
1987 – Charles Christian
1989 – Charles Christian

All-CIAA Team

1965 – Johnny Morris, Richard Pitts
1966 – James Grant, Richard Pitts
1967 – James Grant
1968 – Robert Dandridge, Richard Kirkland
1969 – Charles Bonaparte, Robert Dandridge
1970 – John McKinney
1971 – Leroy Jones, Rudy Peele
1972 – Rudy Peele, Ronald Wilson
1973 – Leroy Jones, Ronald Wilson
1974 – Eugene Cunningham, Peter Mitchell
1975 – Melvin Burns, Eugene Cunningham
1976 – Eugene Cunningham, Raymond Epps
1977 – Raymond Epps, Jerrell Wilkerson
1978 – Kenny Evans, Bob Isabelle
1979 – Kenny Evans

1980 – Kenny Evans
1981 – David Pope, Terry Tibbs
1982 – David Pope
1983 – David Pope
1984 – David Pope, Ralph Tally
1985 – Barry Mitchell, Ralph Tally
1986 – Barry Mitchell, Ralph Tally
1987 – Barry Mitchell, Ralph Tally
1988 – Lee Johnson
1989 – Jerome Coles
1990 – Jerome Coles, Richard McLean, Darren Sanderlin
1991 – Jerome Coles
1992 – Marcus Whitfield
1993 – David Donerlson
1994 – Carnell Penn
1995 – Derrick Bryant, Corey Williams
1996 – Derrick Bryant, Carnell Penn, Blitz Wooten
1997 – Rodney Carmichael, Maurice Whitfield

CIAA TOURNAMENT

Year by Year Finishes

1963 – N/A
1964 – Third
1965 – CHAMPIONS
1966 – Runner-up
1967 – N/A
1968 – CHAMPIONS
1969 – Runner-up
1970 – N/A
1971 – CHAMPIONS
1972 – CHAMPIONS
1973 – Runner-up
1974 – CHAMPIONS
1975 – CHAMPIONS
1976 – CHAMPIONS
1977 – Fourth
1978 – CHAMPIONS
1979 – Runner-up
1980 – Third (tie)
1981 – N/A
1982 – N/A
1983 – Runner-Up
1984 – CHAMPIONS

1985 – Runner-up
1986 – CHAMPIONS
1987 – Runner-up
1988 – Runner-up
1989 – Third (tie)
1990 – CHAMPIONS
1991 – N/A
1992 – Third (tie)
1993 – Third (tie)
1994 – Runner-up
1995 – Runner-up
1996 – CHAMPIONS
1997 – N/A

MVP

1965 – James Grant
1968 – Richard Kirkland
1969 – Bobby Dandridge
1971 – Morrell James
1972 – Michael Sneed
1975 – Eugene Cunningham
1976 – Eugene Cunningham
1978 – Robert Isabelle
1984 – Ralph Tally
1985 – Ralph Tally
1986 – Ralph Tally
1990 – Darren Sanderlin
1996 – Carnell Penn

Outstanding Coach

1965 – Ernie Fears
1968 – Ernie Fears
1971 – Robert Smith
1974 – Charles Christian
1975 – Charles Christian
1976 – Charles Christian
1978 – Charles Christian
1984 – Charles Christian
1986 – Charles Christian
1990 – Charles Christian
1996 – Mike Bernard

All-Tournament Team

1964 – Richard Pitts
1965 – Richard Pitts, James Grant
1966 – Richard Pitts, Essex Thompson

1968 – Charles Bonaparte, Robert Dandridge, James Grant, Richard Kirkland
1969 – Charles Bonaparte, Robert Dandridge
1970 – Not Available
1971 – Morrell James, Leroy Jones, Rudy Peele, Gerald Smith
1972 – Leroy Jones, Randy Lassiter, Rudy Peele
1973 – Leroy Jones, Roosevelt Mitchell, Ron Wilson
1974 – Eugene Cunningham, James Parks, Peter Mitchell
1975 – Eugene Cunningham, Melvin Burns, Ray Epps
1976 – Eugene Cunningham, Melvin Burns, Ray Epps
1977 – Ray Epps
1978 – Kenny Evans, Bob Isabelle
1979 – Kenny Evans, Lewis Simon, Bob Isabelle
1980 – Kenny Evans, Terry Tibbs
1981 – None
1982 – None
1983 – Not Available
1984 – Not Available
1985 – Ralph Tally, Barry Mitchell, Billy Walker
1986 – Not Available
1987 – Ralph Tally, Barry Mitchell
1988 – Not Available
1989 – Not Available
1990 – Richard McLean, Darren Sanderlin, Jerome Coles
1991 – None
1992 – Fred Benjamin
1993 – Marcus Whitfield, Steve Gilbert
1994 – Sean Bell, Derrick Bryant, Corey Williams
1995 – Cornell Penn, Corey Williams, Blitz Wooten, Derrick Bryant
1996 – Carnell Penn, Derrick Bryant, Rodney Carmichael
1997 – Not Available

NSU DIVISION II POST-SEASON HISTORY

The Spartans played in 15 NCAA Division II Tournaments between 1965 and 1995, compiling a 19-18 record. NSU advanced to the Division II quarterfinals on five occasions, in 1974, 1986, 1987, 1994 and 1995. NSU's furthest run in the tournament came in 1995, when the Spartans advanced all the way to the NCAA Division II Final Four.

DIVISION II TOURNAMENT HISTORY

1965 (1-1) Regional First Round: Bellarmine 91, Norfolk State 74
Regional Consolation: Norfolk State 91, Bethune Cookman 74

1968 (1-1) Regional First Round: Norfolk State 108, Denison 86
Regional Championship: Ashland 61, Norfolk State 51

1969 (1-1) Regional First Round: Mt. St. Mary's 95, Norfolk State 80
Regional Consolation: Norfolk State 113, Old Dominion 102

1971 (1-1) Regional First Round: Norfolk State 97, Roanoke 77
Regional Championship: Old Dominion 102, Norfolk State 97

1974 (3-1) Regional First Round: Norfolk State 74, Randolph-Macon 72
Regional Second Round: Norfolk State 84, Roanoke 75
Regional Championship: Norfolk State 89, Old Dominion 76
National Quarterfinals: Assumption 89, Norfolk State 79

1984 (1-1) Regional First Round: Norfolk State 70, Winston Salem State 61
Regional Championship: Virginia Union 58, Norfolk State 56

1985 (1-1) Regional First Round: Cal St. Hayward 64, Norfolk State 61
Regional Consolation: Norfolk 90, Montana State-Billings 78

1986 (2-1) Regional First Round: Norfolk State 70, Virginia Union 60
Regional Championship: Norfolk State 78, Mt. St. Mary's 75
National Quarterfinals: Sacred Heart 84, Norfolk State 74

1987 (2-1) Regional First Round: Norfolk State 68, District of Columbia 64
Regional Championship: Norfolk State 70, Mt. St. Mary's 66
National Quarterfinals: Kentucky Wesleyan 80, NSU 74

1988 (0-2) Regional First Round: Tampa 71, Norfolk State 68
Regional Consolation: North Alabama 87, Norfolk State 76

1989 (0-2) Regional First Round: N.C. Central 67, Norfolk State 64
Regional Consolation: Alabama A&M 93, Norfolk State 80

1990 (1-1) Regional First Round: Florida Tech 73, Norfolk State 63
Regional Consolation: NSU 102, Virginia Union 93

1992 (0-2) Regional First Round: Johnson C. Smith 82, Norfolk State 76
Regional Consolation: Albany State 73, Norfolk State 70

1994 (2-1) Regional First Round: Norfolk State 61, Longwood 59
Regional Championship: Norfolk State 71, Virginia Union 69

1995 (3-1) National Quarterfinals: Washburn 69, Norfolk State 58
Regional Semifinals: Norfolk State 89, Johnson C. Smith 61
Regional Championship: Norfolk State 84, Virginia Union 66
National Quarterfinals: Norfolk State 85, Alabama A&M 67
National Semifinals: Southern Indiana 89, Norfolk State 81

Individual CIAA Tournament Records

Single-Game Records

Most Points – 50, by Bobby Dandridge vs. Virginia Union (1969)

Single Tournament Records

Most Points – 114, by Bobby Dandridge (1969)
Most FGs Made – 46, by Bobby Dandridge (1969)
Most FTs Att. – 46, by Richard Pitts (1964)

Career Tournament Records

Most FTs Made – 87, by Richard Pitts (1963-66)
Most FTs Att. – 129, by Richard Pitts (1963-66)
Most Steals – 30, by Ralph Tally (1984-87)

NSU IN THE NCAA DIVISION II RECORD BOOK

The following Spartans and Spartan teams hold NCAA Division II records:

Individual Single-Game Records

Free-throw percentage (tied): Ralph Tally, 100% (18-18), 1986 vs. Va. Union

Team Single-Game Records

3-point percentage (min. 10 made): 90.9% (10-11), 1992 vs. Clark Atlanta

Team Season Records

Most Consecutive 100-Point Games: 17, 1970
Consecutive Non-losing seasons: 35, 1963-97
Consecutive Winning seasons: 35, 1963-97
Rebounds: 1,667, 1973 (31 games)

Division II Annual Team Leaders

Scoring Offense	Field Goal Pct. Defense	Won-Lost Percentage
1969 – 106.1 ppg	1984 – 42.5 (812-1,910)	1984 – .935 (29-2)
1970 – 107.5 ppg	1986 – 40.6 (782-1,925)	1987 – .903 (28-3)

ALL-TIME LETTERWINNERS

2013-14 NORFOLK STATE UNIVERSITY
MEN'S BASKETBALL MEDIA GUIDE

-A-

Abney, Clyde	1997-2001
Adkins, Lamar	2007-08
Aladi, Thomas	2001-03
Alexander, Andre	1991-92
Allen, Clarence	1986-87
Allen, Edgar	1968-69, 1970-71
Allen, George	1959-60
Allen, Steven	1968-69
Allen, Tim	1979-83
Allen, Tracy	1979-81
Anderson, Hamilton	1961-64
Atkins, Darren	1980-82

-B-

Bailey, George	1998-99
Bailey, Michael	1990-92
Baker, Allison	1969-73
Baker, Ashley	1956-57
Baker, Smith	1969-70
Ball, Terrance	1989-90
Banks, Jeremy	2007-08
Bates, Michael	2003-04
Baylor, Stefan	1983-86
Beard, Albert	1965-66
Beckell, Charles	1956-57
Beckles, Michael	1996-98
Bell, Curtis	1965-66
Bell, Sean	1992-94
Benjamin, Fred	1991-92
Bennett, Fred	1982-83
Bethea, Junior	1971-72
Blackwell, Sean	1995-98
Blount, Darius	1995-97
Boggs, Anthony	1989-91
Bonaparte, Charles	1965-69
Bonds, Leon	1959-60
Boyd, Michael	2000-02
Boyette, James	1962-63
Bracey, Willie	1969-71
Bradley, James	1961-65
Brandon, James	1956-59, 1960-61
Braye, Levy	1959-60
Brock, Carl	1984-85
Brooks, Brandon	2003-04
Brooks, Cecil	1959-60
Brooks, Will	1997-2000
Brown, Calvin	2004-07
Brown, Darnell	1982-86
Brown, David	1961-64
Brown, Kenny	1997-98
Brown, Kenny	1987-88
Brown, Kris	2009-13
Brown, Reginald	1981-82
Brown, Roscoe	1961-62, 1963-64
Bryant, Art	1977-78
Bryant, Derrick	1992-96
Buck, Calvin	1996-98
Bunn, Curtis	2001-05
Burney, Clarence	1963-67
Burns, Melvin	1973-76
Byars, Juan	1992-94
Byrd, Hiram	2001-03
Byrd, Joemi	2001-03
Byrd, Nicholas	2000-04

-C-

Caldwell, Willie	1973-74
Callahan, Pierce	1959-60
Canada, Warren	1963-67
Cann, Rashid	2004-08
Carmichael, Rodney	1994-97
Carrington, Glenn	1973-75
Cash, Robert	1976-77
Cephas, Ernest	1959-60
Chappel, Doug	1984-85, 1986-87
Chapman, B.	1971-72

Cherry, Primus	1985-86
Clements, Norman	1968-69
Coleman, Isaiah	2005-06, 2008-09
Coles, Jerome	1987-91
Collings, Reginald	1973-74
Colvin, Terrence	1990-92
Cooper, Carlton	1994-96
Cooper, Charles	1973-74
Copeland, Ray	1988-90
Creecy, Pat	1982-83
Crutcher, James	1992-93
Culpepper, Donald	1967-70
Cunningham, Eugene	1972-76

-D-

Dandridge, Robert	1965-69
Darby, James	1982-84
Darden, Edgar	1956-57
Davidson, Bryan	2002-03
Davidson, Joe	1962-63
Davis, Adrell	1954-55
Davis, Bobby	1979-83
Davis, Edwin	2003-04
Dawson, Kala	1998-2000
Delic, Mihajlo	1997-99
Deloach, Michael	2006-10
DePriest, LeRoy	1976-77
Dieng, Bass	2004-05
Diggs, Robert	1997-98
Dillard, Leon	1959-60
Dillard, Ron	1977-79
Dixon, Jimmie	1983-84, 1985-86
Dodson, Cloyd	1959-63
Doherty, Oludele	2006-09
Donerlson, David	1991-93
Dorsett-Jeffreys, Joseph	2007-10
Dove, Dion	1998-2001
Dozier, Julian	1994-95
Drummer, Dante	2006-07
Dunbar, W.	1957-58
Dunford, Wade	1993-94
Dunham, Chuck	1989-90
Dunkley, Tynell	2003-07

-E-

Edmonds, Larry	1981-82
Edwards, Charles	1969-70
Edwards, Jake	1991-92
Ellis, Hugh	1956-57
Epps, Raymond	1974-77
Estimè, Zieyik	2012-P
Evans, Kenny	1976-80

-F-

Faulcon, Brian	2005-06
Fautleroy, Guy	1987-89
Ferguson, Damon	1992-93
Fitzgerald, Henry	1968-72
Fitzgerald, toy	1969-72
Forrest, Sterling	1966-68
Friend, Mel	1972-73, 1974-77
Fuentes, Jamel	2011-P

-G-

Garrett, DuWan	1978-80
Garrett, Jerome	1986-88
Garrett, Reggie	1981-82
Garrison, Kyle	2003-05
Gary, Jakeel	2005-07
Gaston, RaShid	2012-P
Gatling, Alexander	1980-81, 1982-85
Gay, Dondray	1989-91
Gibson, Thomas	1990-92
Gilbert, Steve	1992-93
Glover, Larry	1990-91
Goode, Brandon	2010-P
Goodman, Terrique	1993-94

Gordon, Casey	2005-06
Graham, Louis	1961-64, 1965-66
Graham, Winston	2011-12
Grant, James	1964-68
Green, Henry	1977-80
Green, Ron	1991-92
Grier, Ryan	2001-05

-H-

Hagans, Paul	1986-87
Hall, Raphael	2006-09
Hall, Robert	1990-91, 1992-93
Hampton, Rob	2009-11
Hancock, Lawrence	1956-58
Hancock, Vincent	1956-57
Harman, Brian	2007-08
Harmon, Al	1981-82
Hawkins, Malcolm	2012-P
Hayes, Crosby	1983-84
Hayes, Lawrence	1982-86
Haynes, Kenny	1980-82
Haywood, Chesley	1973-77
Henigan, Elliott	1977-78
Henson, Matt	1985-87
Herbert, Jim	1953-55
Hewitt, Arthur	1982-83
Hicks, Chakowby	2001-05
Hickson, Tyrone	1989-91
Hobson, Anthony	1987-88
Hoggard, Andre	1999-2000
Holley, Tim	1980-81, 1983-84
Holloway, Tony	1977-78
Holmes, Bryon	1989-93
Hooks, James	1993-95
Hooks, Jim	1959-60
Horton, David	1981-82
Howell, Maurice	1995-97, 1999-2000
Hunter, Earl	1961-63
Hunter, James	1977-78

-I-

Isabelle, Bob	1976-80
---------------------	---------

-J-

Jackson, Andre	1981-82
Jackson, Gerald	1959-60
Jackson, Johnnie	1968-72
Jackson, Lionel	1986-87
Jackson, Milton	1962-63
Jackson, Rodney	1984-85
Jackson, William	2002-03
James, Delano	1983-84
James, Morrell	1968-71
Jamison, Richard	1968-69
Jaynes, Adolphus	1978-80
Johnson, DominiQue	2008-09
Johnson, James	1961-62
Johnson, Lee	1986-88
Johnson, Malik	2010-11
Johnson, Michael	1980-81
Johnson, Rob	2011-13
Johnson, Shirley	1956-57
Johnson, Theodore	1988-89
Jones, Darrel	1976-77
Jones, Daryl	1984-86
Jones, Greg	1996-98
Jones, Harold	1973-76
Jones, Kevin	1990-92
Jones, LeRoy	1970-73
Jones, Morris	1989-92
Jorves, Norfleet	1962-63
Jules, Eustace	1987-89

-K-

Kirkland, Richard	1967-68
Kushe, Clyde	1969-70

ALL-TIME LETTERWINNERS

2013-14 NORFOLK STATE UNIVERSITY
MEN'S BASKETBALL MEDIA GUIDE

-L-

Lacey, Wesley	1957-58, 1959-60
Lassister, Randy	1969-73
Lawson, Tim	1988-90
Lee, E.	1970-72
Lee, George	1956-57
Leek, Deng	1994-96
Lewis, Ted	1954-55
Lewter, Major	1971-74
Liggins, Cory	1997-98
Lila-St. Rose, Kievyn	2011-P
Long, Greg	1976-77
Long, Thomas	1965-69
Loyde, Hercules	1990-92
Lynch, James	1998-99
Lyons, Corey	2005-09

-M-

Malone, Revaldo	1998-99
Manley, Bruce	1982-83
Manley, Mike	1981-82
Mason, Eugene	1959-60
Massogo, Armand	2004-06
Maxwell, Cordell	1999-2001
Maye, Riley	2010-P
McCaughey, Rodney	2010-12
McCloud, Larry	1991-92
McCoy, Irving	1971-73
McCoy, Ronnie	1976-77
McEachin, Chris	2010-12
McGee, Jerry	1965-66
McKinney, Johnny	1966-68, 1969-70
McLean, Richard	1989-90
McSpadden, Thomas	1992-93
Mewey, Art	1978-79
Miller, Timothy	1974-75
Mills, Jamal	2000-02
Mills, Stephen	1972-75
Mines, Tab	1974-77
Mitchell, Barry	1983-87
Mitchell, Peter (Roosevelt)	1970-74
Monroe, Brandon	2007-09
Moore, Lewis	1962-63
Morris, Christian	2009-10
Morris, Johnny	1961-65
Muller, Barry	1983-85
Mungo, Melvin	1962-64, 1965-66
Murphy, Tony	2004-08

-N-

Neal, Darrell	1997-2001
Newborn, Charles	1992-95
Newby, Art	1977-78
Nickens, Ronald	1965-66
Nixon, Isaac	2009-10
Norman, Curtis	1969-70

-O-

Ogunride, Karandick	2002-06
Okoli, Chidi	2007-08
O'Quinn, Kyle	2008-12
Outlaw, Robert	1955-58, 1960-61
Overton, D.	1970-71

-P-

Parker, Jim	1972-73
Parker, Rodney	1972-76
Parker, Willie	1998-99
Parks, James	1971-74
Paul, Darrell	1991-92
Pauline, Aleek	2008-11
Payton, Jordan	2009-10
Peele, Rudy	1968-72
Penn, Carnell	1992-96
Perkins, James	1975-76
Perry, Antoine	2006-10
Perry, Kevin	1997-99

Perry, Noel	1996-97
Peterson, Morris	1978-81, 1982-83
Phelps, Marese	2012-P
Pitts, Richard	1962-66
Plummer, Brandon	2006-07
Pope, David	1981-84
Poplar, Jamal	1992-93
Powell, Calvin	1990-92
Pugh, Quasim	2011-13

-Q-

Quick, Gregory	2000-02
----------------	---------

-R-

Radcliffe, Datillio	2003-04
Randolph, Antonio	1986-87, 1988-89
Rasberry, V.	1957-58
Reid, Anthony	1986-90
Revell, Robert	1982-86
Revels, Reggie	2009-12
Reynolds, Walter	1986-87
Richardson, Jeff	1998-99
Ricks, Charles	1985-86
Roberts, Cornelius (Neil)	1998-99, 2000-01
Robertson, J.	1957-58
Robinson, Randall	1959-63
Robinson, Robert	1995-97
Rogers, A.J.	2011-13
Rogers, James	1956-57
Rogers, W.	1957-58
Roundtree, Bill	1974-75
Roy, George	1968-69
Russell, William	1976-77

-S-

Samuels, Vincent	1976-77
Sanderlin, Darren	1988-90
Satterfield, James	1956-57
Satterfield, Steve	1977-78
Scott, Alfonzo	1965-66, 1967-69
Scott, Joe (Roosevelt)	1981-82
Scott, Kirk	1972-76
Seward, Edward	2000-02
Shingler, Jeffrey	1977-78
Simon, Lewis	1975-79
Smallwood, Reggie	1977-78
Smith, Derrick	2000-2004
Smith, Gerald	1968-69, 1970-71, 1972-73
Smith, Loyd	1969-71
Smith, Mike	1982-85
Sneed, Michael	1971-72
Snipes, Marcus	1985-86
Stallworth, Frank	1978-82
Stancell, Walter	1975-77, 1978-80
Stinson, Marvin	1994-95
Stith, Antonio	1986-88
Streat, James	1963-64
Sunkett, Gary	1968-69
Sykes, Randolph	1962-64, 1965-66

-T-

Tally, Ralph	1983-87
Tamars, Marcos	2009-12
Taylor, Brandon	1983-84
Thomas, Al'Davon	2005-07
Thomas, Carlos	1986-88
Thomas, Fred	1981-83
Thomas, Louis	1978-82
Thompson, Essex	1963-67
Thompson, Matthew	1993-96
Tibbs, Terry	1979-80, 1981-82
Tillis, Ronnie	1972-74
Towe, Darryl	2001-03

-V-

Vann, R.	1971-71
Vann, Rochele	1974-75

Vickers, Larry	2004-08
Vinogradovas, Paulius	2012-P

-W-

Walker, Billy	1980-83, 1984-85
Walker, James	1985-89
Wallace, James	1985-86
Warner, Sherman	1994-96
Watts, Henry	1965-66
Weatherington, Austin	2004-05
Weathers, Jordan	2010-P
Weekes, Osei	1999-2000
Westcott, J.	1956-58
Wheless, Brandon	2009-12
White, Eugene	1968-69
White, Randall	1977-78
Whitehurst, Randy	1956-58
Whitfield, Marcus	1991-93
Whitfield, Maurice	1994-97
Whitfield, Mohanda	1999-2001, 2002-03
Whitson, R.	1957-58
Whittle, Keedar	2000-01
Wilkerson, Jarrell	1975-79
Williams, A.	1970-71
Williams, Corey	1993-95
Williams, Curtis	1996-97
Williams, Eric	1986-87, 1988-90
Williams, Greg	1975-79
Williams, James	2008-10
Williams, McCarroll	1976-80

Williams, Pendarvis 2010-P

Williams, Russell	1985-86, 1987-89
Wilson, Lee	1997-98, 1999-2000
Wilson, Ron	1969-73
Winston, Terrence	1998-2002
Wood, Kenny	1982-83
Wood, Mark	1956-58
Woodard, Byron	1991-93
Woods, Dion	1996-97
Woods, Ricky	2002-03
Woolfolk, Damian	1997-2000
Wooten, Blitz	1994-96
Worsley, Kevin	2006-09
Wright, Clinton	1987-91
Wylie, Harold	1986-88

-Y-

Yates, Matt	1988-90
Yates, Sebastian	1999-2000
Young, Clifton	2001-02
Young, Keith	2004-06
Young, Tajai	1996-97

-Z-

Zephyr, Tim	2008-11
-------------	---------

Active Players in **Bold**

SEASON-BY-SEASON RESULTS

2013-14 NORFOLK STATE UNIVERSITY
MEN'S BASKETBALL MEDIA GUIDE

JOHN TURPIN ERA (138-81, ,630, 9 years)

1953-54 11-12 (6-6 EIAC)

Date	Opponent	Loc.	Result	Score
	West Virginia State	H	L	57-92
	* Elizabeth City State	A	L	47-61
	* Elizabeth City State	H	L	56-70
	* Storer College	H	W	84-65
	* Livingstone	H	W	81-71
	* Miner Teachers	H	W	58-55
	West Virginia State	A	L	70-91
	* Virginia Seminary	A	W	67-44
	* Miner Teachers	A	L	58-60
	* Storer College	A	L	58-63
	Maryland State	A	L	37-81
	Maryland State	H	L	58-86
	* Livingstone	A	W	67-65
	Winston-Salem State	A	L	45-64
	* Fayetteville State	A	L	69-74
	* Fayetteville State	H	L	65-75
	Suffolk Warriors	A	W	66-56
	Suffolk Comets	H	W	78-68
	Suffolk Warriors	H	W	92-32
	* Virginia Seminary	H	W	67-58
	# Morristown College	N	W	67-60
	# Miner Teachers	N	W	68-57
	# Virginia Seminary	N	L	51-61

* EIAC Game
EIAC Tournament

1954-55 13-9 (11-4 EIAC)

Date	Opponent	Loc.	Result	Score
	West Virginia State	L	L	81-94
	Fort Story	L	L	78-90
	* Storer College	W	W	66-61
	* Elizabeth City State	L	L	52-84
	* Miner Teachers	W	W	77-56
	* Virginia Seminary	L	L	49-58
	West Virginia State	L	L	65-85
	* Elizabeth City State	L	L	65-79
	* Virginia Seminary	W	W	70-60
	* Storer College	W	W	64-60
	Fort Story	L	L	70-71
	* Miner Teachers	L	L	65-66
	* Bowie State	W	W	73-45
	* Livingstone	W	W	114-90
	* Bowie State	W	W	82-33
	* South Carolina Area Trade	W	W	78-49
	* Voorhees	W	W	52-40
	* Livingstone	W	W	105-101
	* South Carolina Area Trade	W	W	91-62
	# South Carolina Area Trade	N	W	88-44
	# Virginia Seminary	N	W	56-54
	# Elizabeth City State	N	L	81-88

* EIAC Game
EIAC Tournament

1955-56 17-7 (10-0 EIAC)

Date	Opponent	Loc.	Result	Score
	St. Paul's	L	L	65-69
	St. Paul's	L	L	59-60
	Oceana	L	L	71-86
	Fort Story	W	W	91-71
	* Bowie State	W	W	126-34
	* Bowie State	W	W	69-49
	Oceana	W	W	80-65
	Fort Story	W	W	104-81
	* Elizabeth City State	W	W	99-97
	Little Creek	L	L	67-80
	* Elizabeth City State	W	W	91-87
	Lynchburg Y	W	W	91-90
	West Virginia State	L	L	81-103
	* Voorhees	W	W	76-71
	West Virginia State	W	W	84-74
	* Livingstone	W	W	89-63
	* Friendship College	W	W	65-56
	Clafin	L	L	55-57
	* South Carolina Area Trade	W	W	94-57
	* Voorhees	W	W	87-73
	* Livingstone	W	W	100-79
	# South Carolina Area Trade	N	W	92-50

# Elizabeth City State	N	L	81-83
St. Paul's	W	W	75-48
* EIAC Game			
# EIAC Tournament			

1956-57 21-7 (10-1 EIAC)

Date	Opponent	Loc.	Result	Score
	Naval Flyers	W	W	75-66
	Naval Base	W	W	60-54
	Naval Flyers	W	W	98-94
	Kittrell College	W	W	96-65
	Naval Base	W	W	70-66
	Amphibious Base	L	L	73-77
	West Virginia State	L	L	70-71
	Bluefield State	L	L	86-100
	Kittrell College	W	W	74-56
	* Livingstone	W	W	81-64
	St. Paul's	W	W	78-68
	Bluefield State	W	W	86-73
	Amphibious Base	H	L	69-90
	St. Paul's	L	L	56-57
	* Livingstone	W	W	89-72
	West Virginia State	L	L	73-74
	* Friendship College	H	W	93-78
	* South Carolina Area Trade	W	W	84-80
	* Elizabeth City State	W	W	75-65
	* Elizabeth City State	L	L	73-77
	* Voorhees	W	W	96-65
	Clafin	W	W	75-70
	* South Carolina Area Trade	W	W	73-67
	* Voorhees	W	W	63-51
	* Friendship College	W	W	**63-67
	* Morristown College	W	W	146-106
	# Friendship College	N	W	106-78
	# Voorhees	N	W	94-84

** Game was awarded to NSU for failure of Friendship College to meet league requirements of using certified officials

* EIAC Game
EIAC Tournament

1957-58 18-9 (10-0 EIAC)

Date	Opponent	Loc.	Result	Score
	Naval Flyers	L	L	57-62
	Naval Flyers	W	W	72-54
	Amphibious Base	W	W	60-57
	Naval Base Tars	L	L	57-62
	Naval Base Tars	L	L	60-69
	Elizabeth City State	L	L	69-81
	* Morristown College	W	W	61-48
	Virginia State	L	L	63-71
	* Morristown College	W	W	78-48
	Deslant	L	L	58-68
	West Virginia State	W	W	78-73
	* Voorhees	W	W	83-73
	Elizabeth City State	L	L	77-79
	USS Boston	W	W	77-60
	* Livingstone	W	W	95-69
	* Kittrell College	W	W	82-67
	Amphibious Base	W	W	78-70
	West Virginia State	L	L	71-80
	Deslant	W	W	74-63
	* Kittrell College	W	W	73-71
	* Livingstone	W	W	77-70
	* South Carolina Area Trade	W	W	100-57
	* Voorhees	W	W	71-57
	* South Carolina Area Trade	W	W	70-69
	Clafin	L	L	70-71
	# Livingstone	N	W	69-60
	# Voorhees	N	W	78-66

* EIAC Game
EIAC Tournament

1958-59 17-9 (10-2 EIAC)

Date	Opponent	Loc.	Result	Score
	Little Creek	W	W	86-64
	Deslant	W	W	60-57
	Hampton	L	L	66-87
	Virginia Union	L	L	73-89
	West Virginia State	L	L	58-68
	* Morristown College	W	W	70-57
	Bluefield State	L	L	80-87
	* Livingstone	L	L	64-78
	Little Creek	W	W	79-72

* Friendship College	W	W	107-61
* South Carolina Area Trade	W	W	76-68
* Morristown College	W	W	92-62
* Kittrell College	W	W	103-68
* Friendship College	W	W	63-38
* Livingstone	L	L	71-81
* Voorhees	W	W	102-70
* South Carolina Area Trade	W	W	73-63
Savannah State	L	L	67-70
Clafin	W	W	58-40
* Voorhees	W	W	109-65
Elizabeth City State	L	L	62-77
* Kittrell College	W	W	96-60
Elizabeth City State	L	L	80-82
# Friendship College	N	W	87-45
# South Carolina Area Trade	N	W	73-57
# Livingstone	N	W	86-57

* EIAC Game
EIAC Tournament - Denmark, S.C.

1959-60 13-10 (9-3 EIAC)

Date	Opponent	Loc.	Result	Score
	Elizabeth City State	W	W	85-78
	* Livingstone	W	W	101-89
	West Virginia State	L	L	73-74
	* Voorhees	W	W	66-61
	* South Carolina Area Trade	W	W	69-57
	Savannah State	L	L	77-102
	\$ Hampton	H	L	58-99
	\$ Morgan State	H	L	68-70
	* Livingstone	W	W	84-75
	* Kittrell College	L	L	59-86
	* Kittrell College	L	L	74-75
	* Friendship College	W	W	60-49
	* Friendship College	W	W	97-80
	* Morristown College	W	W	91-81
	* Morristown College	L	L	80-84
	Bluefield State	L	L	78-84
	Elizabeth City State	L	L	54-77
	West Virginia State	L	L	71-74
	* Voorhees	W	W	91-69
	* South Carolina Area Trade	W	W	95-62
	# Friendship College	N	W	87-58
	# Livingstone	N	W	78-62
	# South Carolina Area Trade	N	W	88-83

\$ Norfolk State Holiday Tournament
* EIAC Game

EIAC Tournament

1960-61 19-7 (12-0 EIAC)

Date	Opponent	Loc.	Result	Score
	* Livingstone	W	W	109-65
	Elizabeth City State	W	W	71-58
	West Virginia State	W	W	72-63
	Fort Valley State	L	L	62-81
	Savannah State	L	L	68-85
	Fayetteville State	W	W	72-68
	* Friendship College	W	W	92-44
	\$ Virginia Union	H	L	69-72
	\$ Hampton	H	L	74-78
	St. Paul's	W	W	89-85
	* Voorhees	W	W	113-50
	* South Carolina Area Trade	W	W	92-56
	* Voorhees	W	W	120-60
	* Morristown College	W	W	95-55
	Elizabeth City State	L	L	111-112
	* Kittrell College	W	W	92-74
	* Morristown College	W	W	95-67
	West Virginia State	L	L	75-87
	Bluefield State	L	L	81-99
	* Livingstone	W	W	74-72
	* Kittrell College	W	W	103-74
	* South Carolina Area Trade	W	W	109-48
	St. Paul's	W	W	100-65
	* Friendship College	W	W	2-0 (forfeit)
	# Voorhees	N	W	104-48
	# Livingstone	N	W	89-73

\$ Norfolk State Holiday Tournament
* EIAC Game

EIAC Tournament

SEASON-BY-SEASON RESULTS

2013-14 NORFOLK STATE UNIVERSITY
MEN'S BASKETBALL MEDIA GUIDE

1961-62 9-11

Date	Opponent	Loc.	Result	Score
	Hampton	L	L	73-75
	Elizabeth City State	W	W	82-71
	Maryland State	L	L	60-66
	Livingstone	W	W	98-76
	\$ Hampton	H	W	88-70
	\$ Virginia Union	H	W	111-74
	\$ Virginia State	H	L	63-81
	Shaw	W	W	72-67
	Naval Air Station	W	W	73-66
	Maryland State	L	L	71-85
	St. Paul's	W	W	95-74
	Elizabeth City State	L	L	82-121
	Hampton	L	L	61-87
	Livingstone	L	L	65-78
	Virginia Union	W	W	86-69
	Fayetteville State	L	L	73-87
	St. Paul's	L	L	65-132
	Virginia Union	L	L	58-79
	Fayetteville State	W	W	86-85
	Shaw	L	L	61-64

\$ Norfolk State Holiday Tournament

ERNIE FEARS ERA (147-31, 826, 7 years)

1962-63 19-7 (15-5 CIAA)

Date	Opponent	Loc.	Result	Score
	* Livingstone	W	W	92-82
	* Maryland State	L	L	64-89
	* Delaware State	W	W	80-69
	\$ Hampton	L	L	80-82
	\$ Virginia Union	W	W	66-55
	* Elizabeth City State	W	W	79-77
	* Delaware State	W	W	78-51
	West Virginia State	W	W	85-71
	* Maryland State	W	W	97-83
	& Virginia Union	H	W	78-76
	& Hampton	H	W	63-61
	* Shaw	W	W	93-64
	* St. Paul's	W	W	88-72
	* Hampton	W	W	42-39
	* St. Paul's	W	W	91-58
	* Elizabeth City State	W	W	96-75
	* Hampton	W	W	72-58
	* Virginia Union	L	L	59-69
	* Virginia Union	W	W	60-54
	* Livingstone	W	W	79-58
	* North Carolina A&T	L	L	71-78
	* Fayetteville State	W	W	70-53
	* North Carolina A&T	L	L	66-81
	* Shaw	L	L	89-95
	* Fayetteville State	W	W	86-71
	* Virginia State	N	L-OT	83-86

\$ CIAA Tip-Off Tournament
& Norfolk State Holiday Tournament

* CIAA Game
CIAA Tournament - Winston-Salem, N.C. (War Memorial Coliseum)

1963-64 18-5 (14-4 CIAA)

Date	Opponent	Loc.	Result	Score
	* Maryland State	L	L	75-79
	* Delaware State	W	W	92-82
	* Hampton	W	W	88-53
	* Elizabeth City State	W	W	110-84
	* Virginia State	W	W	98-71
	* Maryland State	L	L	68-78
	\$ Morgan State	H	W	106-85
	\$ Hampton	H	W	76-65
	* North Carolina A&T	W	W	85-78
	* North Carolina A&T	L	L	50-51
	* Hampton	W	W	67-63
	* St. Paul's	W	W	109-86
	* Elizabeth City State	W	W	108-103
	* Delaware State	W	W	104-80
	* St. Paul's	W	W	94-63
	* Virginia Union	W	W	76-55
	* Virginia Union	W	W	49-41
	* Livingstone	W	W	101-61
	* Livingstone	W	W	65-57

* Virginia State	L	L	91-92
# Maryland State	N	W	95-85
# Johnson C. Smith	N	L	83-96
# North Carolina Central	N	W	95-86

\$ Norfolk State Holiday Tournament

* CIAA Game

CIAA Tournament - Greensboro, N.C. (Greensboro Coliseum)

1964-65 22-3 (16-2 CIAA)

Date	Opponent	Loc.	Result	Score
	* Maryland State	H	W	130-97
	* Delaware State	H	W	101-93
	* Hampton	H	W	106-78
	* Virginia State	H	W	111-72
	* Maryland State	A	L	54-55
	\$ Virginia Union	H	W	109-81
	\$ Hampton	H	W	85-72
	* Hampton	A	W	94-81
	* Winston-Salem State	H	W	95-87
	* Elizabeth City State	A	W	81-78
	* St. Paul's	H	W	102-69
	* Elizabeth City State	H	W	105-89
	* Virginia Union	H	W	110-96
	* Delaware State	A	W	118-87
	* Virginia Union	A	W	85-82
	* Livingstone	H	W	99-46
	* Virginia State	A	W	113-85
	* Livingstone	A	W	97-56
	* Winston-Salem State	A	L	80-110
	* St. Paul's	A	W	121-110
	# Maryland State	N	W	80-79
	# Winston-Salem State	N	W	84-82
	# North Carolina A&T	N	W	100-87
	\$ Bellarmine	N	L	74-91
	\$ Bethune-Cookman	N	W	91-74

\$ Norfolk State Holiday Tournament

* CIAA Game

CIAA Tournament - Greensboro, N.C. (Greensboro Coliseum)

\$ NCAA Division II South Central Regional - Louisville, Ky.

1965-66 26-6 (16-2 CIAA)

Date	Opponent	Loc.	Result	Score
	\$ Bethune-Cookman	N	W	111-105
	\$ Southern	N	W	104-74
	\$ Winston-Salem State	N	W	89-79
	* Hampton	H	W	123-86
	* Virginia State	H	W	88-68
	* Maryland State	H	W	117-69
	& Old Dominion	N	L	82-86
	% Morgan State	H	W	115-75
	% Clark Atlanta	H	W	86-84
	* Maryland State	A	W	63-53
	* Virginia State	A	W	90-73
	* Winston-Salem State	H	W	111-102
	* Hampton	A	W	94-88
	* Elizabeth City State	H	L	94-96
	* St. Paul's	H	W	110-93
	* Elizabeth City State	A	W	116-113
	* Virginia Union	A	W	107-91
	* Delaware State	H	W	119-96
	* Livingstone	H	W	112-70
	* Delaware State	A	L	95-105
	* Livingstone	A	W	117-97
	* Winston-Salem State	A	W	115-91
	* St. Paul's	A	W	108-92
	* Virginia Union	H	W	111-96
	# Maryland State	N	W	125-100
	# Delaware State	N	W	116-90
	* Winston-Salem State	N	L	80-87
	^ Upper Iowa	N	W	132-97
	^ Athens State	N	W	103-81
	^ Central State	N	W	88-76
	@ Georgia Southern	N	L	88-89
	@ Grambling State	N	L	110-111

\$ Georgia Invitational Tournament - Atlanta, Ga.

& Amphibious Base Tournament

% Holiday Festival Tournament

* CIAA Game

CIAA Tournament - Greensboro, N.C. (Greensboro Coliseum)

^ NAIA National Tournament - Kansas City, Mo.

@ NAIA National Tournament Semifinals - Kansas City, Mo.

1966-67 16-4 (14-2 CIAA)

Date	Opponent	Loc.	Result	Score
	Cheyney	A	L	72-90
	* Hampton	A	W	101-91
	* Virginia State	H	W	112-78
	* Maryland State	H	W	106-91
	Morgan State	H	W	107-79
	Virginia Union	H	W	112-77
	* Maryland State	A	W	102-101
	* Winston-Salem State	H	L	98-107
	* Hampton	H	W	104-68
	* Elizabeth City State	A	W	107-78
	* Virginia Union	A	W	109-85
	* Delaware State	H	W	125-88
	* Virginia Union	H	W	76-72
	* Virginia State	A	W	61-54
	* Delaware State	A	W	91-88
	* Winston-Salem State	A	L-OT	113-117
	* St. Paul's	A	W	95-87
	* St. Paul's	H	W	103-78
	* Elizabeth City State	H	W	108-92
	# Johnson C. Smith	N	L	66-70

* CIAA Game

CIAA Tournament - Greensboro, N.C. (Greensboro Coliseum)

1967-68 24-2 (17-1 CIAA)

Date	Opponent	Loc.	Result	Score
	* Hampton	A	W	121-82
	* Hampton	H	W	130-105
	* Virginia State	H	W	101-66
	* Maryland State	H	W	140-105
	* Howard	A	W	90-79
	\$! Serviant	H	W	137-87
	\$ Virginia Union	H	W	107-95
	Tennessee State	A	W	115-104
	* Winston-Salem State	H	W	85-78
	Tennessee State	H	W	136-117
	* Elizabeth City State	H	W	120-106
	* Maryland State	A	W	93-86
	* Virginia Union	A	W	76-73
	* Delaware State	H	W	111-86
	* Howard	H	W	87-77
	* Virginia Union	H	W	103-93
	* Virginia State	A	W	82-77
	* Delaware State	A	L	103-129
	* Winston-Salem State	A	W	124-99
	* St. Paul's	A	W	146-108
	* St. Paul's	H	W	123-74
	* Elizabeth City State	A	W	101-99
	# Howard	N	W	80-74
	# Elizabeth City State	N	W	88-87
	# North Carolina A&T	N	W-3OT	134-132
	^ Denison	N	W	108-86
	^ Ashland	N	L	51-61

\$ Norfolk State Tournament

! Game does not count as an official NCAA win

* CIAA Game

CIAA Tournament - Greensboro, N.C. (Greensboro Coliseum)

^ NCAA Division II South Regional

1968-69 21-4 (16-2 CIAA)

Date	Opponent	Loc.	Result	Score
12/6	* Maryland State	A	W	116-111
12/7	* Johnson C. Smith	H	W	105-86
12/9	* Virginia State	H	W	115-100
12/12	* Maryland State	H	L	99-100
12/20	* Fayetteville State	H	W	103-77
12/28	\$ Cheyney	H	W	101-93
1/6	* Delaware State	A	W	84-81
1/11	* Delaware State	H	W	122-97
1/14	* Hampton	A	W	112-92
1/18	* Elizabeth City State	A	L	113-117
1/23	* Fayetteville State	A	W	120-112
1/24	* Virginia Union	A	W	100-82
1/30	* Virginia Union	H	W	112-86
2/1	* Virginia State	A	W	127-102
2/6	* Hampton	H	W	105-71
2/12	! Grambling State	N	W	101-98
2/14	* Johnson C. Smith	A	W	111-99
2/15	* St. Paul's	A	W	102-98
2/17	* St. Paul's	H	W	121-106
2/22	* Elizabeth City State	H	W	109-103
2/27	# Virginia Union	N	W	101-64

SEASON-BY-SEASON RESULTS

2/28	# Winston-Salem State	N	W	89-88
3/1	# Elizabeth City State	N	L	86-89
3/7	^ Mount St. Mary's	H	L	80-95
3/8	^ Old Dominion	H	W	113-102

§ Norfolk State Holiday Tournament - Norfolk, Va.
(Norfolk State College Gymnasium)

! Madison Square Garden - New York, N.Y.

* CIAA Game

CIAA Tournament - Greensboro, N.C. (Greensboro Coliseum)

^ NCAA Division II South Atlantic Regional - Norfolk, Va.
(Norfolk State College Gymnasium)

BOB SMITH ERA (86-25, .775, 4 years)

1969-70
19-7 (16-5 CIAA)

Date	Opponent	Loc.	Result	Score
12/3	Western New England	A	L	111-112
12/6	* Winston-Salem State	A	L	89-105
12/8	* North Carolina Central	A	W	108-84
12/13	* Virginia Union	H	W	114-105
12/15	* Maryland State	H	L	105-126
12/30	§ Virginia Union	H	W	95-91
12/31	§ St. Paul's	H	W	122-93
1/3	* Morgan State	H	W	102-87
1/6	* Howard	H	W	111-103
1/9	* Virginia Union	A	W	107-98
1/10	* Delaware State	A	W	117-111
1/13	* Hampton	A	W	104-101
1/17	* Elizabeth City State	H	W	106-95
1/19	* Maryland State	A	L	101-128
1/24	* Delaware State	H	W	111-88
1/26	* Winston-Salem State	H	W	105-100
2/2	* Hampton	H	W	118-100
2/6	* Virginia State	A	W	113-83
2/9	* Howard	A	W	104-102
2/13	* Morgan State	A	W	106-99
2/14	* St. Paul's	A	W	115-102
2/16	* St. Paul's	H	W	119-109
2/19	* Virginia Union	H	L	100-103
2/21	* Elizabeth City State	N	L	96-111
2/23	Old Dominion	A	W	123-112
2/26	# Winston-Salem State	N	L	94-97

§ Christmas Holiday Tournament - Norfolk, Va.
(Norfolk State College Gymnasium)

! Hampton Roads Coliseum

* CIAA Game

CIAA Tournament - Greensboro, N.C. (Greensboro Coliseum)

1970-71
26-4 (20-1 CIAA)

Date	Opponent	Loc.	Result	Score
12/5	* ! Winston-Salem State	N	L	88-89
12/7	* North Carolina Central	H	W	112-89
12/11	* Virginia State	H	W	111-89
12/14	* Maryland State	A	W	112-93
12/17	! Old Dominion	N	L	90-97
12/30	§ Virginia Union	H	W	104-97
12/31	§ Lincoln (Pa.)	H	W	95-86
1/2	* Morgan State	H	W	110-77
1/5	* Howard	H	W	85-68
1/8	* Virginia Union	A	W	102-79
1/11	Old Dominion	A	L	97-102
1/13	* Hampton	H	W	111-106
1/21	* Maryland State	H	W	90-82
1/23	* ! Elizabeth City State	N	W	103-94
1/26	* Delaware State	H	W	115-100
1/28	* Virginia Union	H	W	117-101
1/30	* Delaware State	A	W	105-79
2/2	* Hampton	A	W	106-98
2/5	* Virginia State	A	W	111-93
2/9	* Howard	A	W-OT	85-84
2/11	* Morgan State	A	W	88-80
2/13	* St. Paul's	A	W	104-85
2/16	* St. Paul's	H	W	118-80
2/18	* Winston-Salem State	A	W	105-100
2/20	* Elizabeth City State	H	W	98-93
2/25	# North Carolina Central	N	W	83-82
2/26	# North Carolina A&T	N	W	100-86
2/27	# Shaw	N	W	74-68
3/12	^ Roanoke College	N	W	97-77
3/13	^ Old Dominion	A	L	97-102

§ Christmas Holiday Tournament - Norfolk, Va.
(Norfolk State College Gymnasium)

! Hampton Roads Coliseum
* CIAA Game
CIAA Tournament - Greensboro, N.C. (Greensboro Coliseum)
^ NCAA Division II South Atlantic Regional - Norfolk, Va.
(ODU Physical Education Center)

1971-72
20-4 (15-2 CIAA)

Date	Opponent	Loc.	Result	Score
12/1	* Livingstone	A	W	120-89
12/4	North Carolina A&T	A	L	89-93
12/6	* Johnson C. Smith	H	W	123-112
12/9	! Old Dominion	N	W	122-119
12/11	* Virginia State	A	W	107-87
12/15	* Fayetteville State	A	W	89-78
12/17	* Winston-Salem State	A	L	96-110
1/3	* St. Augustine's	H	W	115-98
1/5	* Shaw	A	L	84-86
1/8	* Virginia Union	H	W	119-106
1/10	Virginia Commonwealth	A	W	109-97
1/12	* Hampton	H	W	72-67
1/14	* Virginia Union	A	W	105-92
1/21	* Elizabeth City State	H	W	91-88
1/29	* Elizabeth City State	A	W	119-98
2/3	* Virginia State	H	W	91-76
2/7	* Hampton	A	W	83-79
2/11	! Old Dominion	N	L-OT	101-105
2/12	* St. Paul's	A	W	101-78
2/14	* Winston-Salem State	H	W	97-83
2/16	* St. Paul's	H	W	104-74
2/24	# Johnson C. Smith	N	W	75-71
2/25	# Shaw	N	W	108-97
2/26	# Fayetteville State	N	W	84-79

! Scope Arena

* CIAA Game

CIAA Tournament - Greensboro, N.C. (Greensboro Coliseum)

1972-73
21-10 (15-2 CIAA)

Date	Opponent	Loc.	Result	Score
12/2	North Carolina A&T	H	L	85-92
12/5	* Livingstone	H	W	115-88
12/7	* St. Paul's	H	W	111-77
12/13	* Fayetteville State	H	W	116-93
12/18	! Old Dominion	N	W	88-74
12/23	& Virginia State	N	L	72-83
12/27	§ Tougaloo College	N	W	96-70
12/28	§ Central State	N	W	112-91
12/29	§ Alcorn A&M	N	L	84-88
12/30	§ Lemoyne-Owen College	N	L	87-89
1/3	* Shaw	H	W	95-75
1/6	* Virginia Union	H	W	105-91
1/11	* Johnson C. Smith	A	W	107-89
1/13	* St. Paul's	A	W	111-101
1/15	Virginia Commonwealth	H	L	91-92
1/17	* Virginia Union	A	W	107-105
1/20	* Virginia State	H	W	88-81
1/24	* Winston Salem State	H	L	69-78
1/27	* Elizabeth City State	A	L	96-103
1/31	* Hampton	A	W	93-66
2/3	* St. Augustine's	A	W	116-89
2/5	* Hampton	H	W	94-67
2/7	! Old Dominion	N	L	96-97
2/10	* Winston-Salem State	A	W-OT	88-86
2/14	* Virginia State	A	W	71-70
2/17	* Elizabeth City State	H	W	121-85
2/22	# St. Augustine's	N	W	97-67
2/23	# Johnson C. Smith	N	W	82-81
2/24	# Fayetteville State	N	L-OT	89-94
3/6	^ Campbell	H	W	65-62
3/7	^ Pembroke State	H	L	84-90

& New Haven, Conn.

! Scope Arena

§ Chicago Holiday Tournament - Chicago, Ill.

* CIAA Game

CIAA Tournament - Greensboro, N.C. (Greensboro Coliseum)

^ NAIA District 29 Tournament - Norfolk, Va.

CHARLES CHRISTIAN ERA (104-38, .732, 5 years)

1973-74
21-9 (13-4 CIAA)

Date	Opponent	Loc.	Result	Score
12/3	* Livingstone	A	L	67-75

12/8	* St. Paul's	A	W	91-68
12/12	* Hampton	H	W	77-71
12/15	Morgan State	A	L	80-88
12/21	§ Bloomsburg	A	W	84-69
12/22	§ Roanoke College	A	L	83-86
1/7	* Virginia Union	H	W	69-68
1/12	* Winston-Salem State	A	W	84-78
1/14	* Johnson C. Smith	H	W	86-79
1/16	* Virginia Union	A	L	81-87
1/19	* Virginia State	A	L	69-74
1/22	Delaware State	H	L	76-83
1/26	* Elizabeth City State	H	W	89-72
1/31	Morgan State	H	W	74-61
2/2	* Virginia State	H	W	106-92
2/4	* St. Augustine's	H	W	91-76
2/6	* Hampton	A	W	96-87
2/9	* Winston-Salem State	H	W	61-60
2/12	Delaware State	A	L	68-70
2/16	* Elizabeth City State	A	W	88-85
2/18	* St. Paul's	H	W	94-83
2/21	* Shaw	A	L-OT	99-101
2/23	* Fayetteville State	A	W	96-85
2/28	# Shaw	N	W	86-61
3/1	# Virginia Union	N	W	86-77
3/2	# Johnson C. Smith	N	W	74-65
3/5	^ Randolph-Macon	N	W	74-72
3/8	^ Roanoke College	N	W	84-75
3/9	^ Old Dominion	A	W	89-76
3/13	+ Assumption College	N	L	79-89

§ Roanoke Christmas Tournament - Salem, Va.

* CIAA Game

CIAA Tournament - Greensboro, N.C. (Greensboro Coliseum)

^ NCAA Division II South Atlantic Regional - Norfolk, Va.

+ NCAA Division II National Tournament - Evansville, Ind.

1974-75
23-5 (13-3 CIAA)

Date	Opponent	Loc.	Result	Score
12/2	* Livingstone	H	W	111-65
12/5	Missouri-Rolla (S&T)	A	W	87-74
12/6	Southwest Missouri State	A	L	67-93
12/9	* Hampton	A	W	114-87
12/12	* Fayetteville State	H	W	107-87
12/14	Howard	A	W	72-71
12/16	Morgan State	A	W	86-64
1/4	Howard	H	W	90-66
1/6	* Shaw	H	W	82-73
1/11	* Winston-Salem State	A	L	80-82
1/13	* Johnson C. Smith	A	W	101-79
1/18	* Virginia State	H	W	84-79
1/22	* Hampton	H	W	106-75
1/25	* Virginia State	A	W	97-79
1/28	* Virginia Union	H	L	58-59
2/1	* Elizabeth City State	A	W	94-84
2/5	* St. Augustine's	A	W	118-81
2/8	* St. Paul's	A	L	79-83
2/11	* Virginia Union	A	W-OT	88-82
2/15	* Elizabeth City State	H	W	92-84
2/18	* St. Paul's	H	W	103-87
2/27	# Fayetteville State	N	W	76-67
2/28	# Johnson C. Smith	N	W	93-80
3/1	* Winston-Salem State	N	W	80-78
3/3	^ Pembroke State	H	W	63-43
3/5	^ Campbell	H	W	89-83
3/10	@ William Jewell College	N	W	83-64
3/12	@ Midwestern State	N	L	87-90

* CIAA Game

CIAA Tournament - Greensboro, N.C. (Greensboro Coliseum)

^ NAIA District 29 Tournament - Norfolk, Va.

(Norfolk State College Gymnasium)

@ NAIA National Tournament - Kansas City, Mo.

1975-76
23-7 (12-4 CIAA)

Date	Opponent	Loc.	Result	Score
12/1	* Livingstone	A	W	116-71
12/3	Hunter College	H	W	100-50
12/6	Cheyney	A	L	95-98
12/9	* Hampton	H	W	85-54
12/13	Howard	A	W	85-76
12/15	Rutgers-Camden	A	W	71-64
1/2	§ St. Augustine's	N	W	92-76
1/3	§ North Carolina Central	N	W	104-94
1/6	Morgan State	H	L	76-77
1/9	* Winston-Salem State	H	L	87-88
1/12	* Johnson C. Smith	H	W	86-85
1/14	Howard	H	W	83-67

SEASON-BY-SEASON RESULTS

1/17	* Virginia State	A	L	73-82
1/20	* Hampton	A	W	64-59
1/27	* Virginia Union	H	W	93-74
1/31	* Elizabeth City State	A	W	109-83
2/4	* St. Augustine's	H	W	99-82
2/7	* St. Paul's	A	L	82-84
2/9	* Fayetteville State	A	W	113-95
2/11	* Shaw	A	L	78-85
2/14	* Elizabeth City State	H	W	102-82
2/16	* Virginia State	H	W	91-86
2/18	* St. Paul's	H	W	96-81
2/20	* Virginia Union	A	W	70-59
2/26	# Johnson C. Smith	N	W	101-82
2/27	# St. Augustine's	N	W	68-64
2/28	# Winston-Salem State	N	W-2OT	91-89
3/1	^ Virginia State	H	W	108-93
3/3	^ Campbell	H	W	114-90
3/8	@ Doane College	N	L	79-80

\$ Winston-Salem State Classic - Winston-Salem, N.C.

* CIIA Game

CIIA Tournament - Hampton, Va. (Hampton Coliseum)

^ NIAA District 29 Tournament - Norfolk, Va.

(Norfolk State College Gymnasium)

@ NIAA National Tournament - Kansas City, Mo.

1976-77 18-8 (11-5 CIIA)

Date	Opponent	Loc.	Result	Score
11/29	* Livingstone	H	W	94-51
12/3	\$ North Carolina Central	H	W	92-65
12/4	\$ North Carolina A&T	H	W	77-45
12/7	* Hampton	A	W	90-76
12/10	& Dillard	N	W	101-99
12/11	& Xavier (La.)	N	W	77-64
12/13	Rutgers-Camden	H	W	104-93
1/4	Howard	H	L	73-78
1/8	* Winston-Salem State	A	W	85-84
1/10	* Johnson C. Smith	A	W	86-84
1/12	Howard	A	W-OT	92-89
1/15	* Virginia State	A	L	57-59
1/18	* Hampton	H	L	73-81
1/22	* Virginia State	H	W-OT	105-103
1/25	* Virginia Union	H	W	87-86
1/29	* Elizabeth City State	A	W	80-72
2/2	* St. Augustine's	A	L-OT	97-102
2/5	* St. Paul's	H	W	86-81
2/7	* Fayetteville State	H	W	92-69
2/9	* Shaw	H	W	94-75
2/11	* Virginia Union	A	L	70-86
2/16	* St. Paul's	A	W	108-99
2/19	* Elizabeth City State	H	L	74-80
2/24	# Johnson C. Smith	N	W	82-68
2/25	# St. Augustine's	N	L	85-90
2/26	# Virginia Union	N	L	92-106

\$ Norfolk State Doubleheader - Norfolk, Va. (Norfolk Scope)

& Virginia State Doubleheader - Richmond, Va.

* CIIA Game

CIIA Tournament - Hampton, Va. (Hampton Coliseum)

1977-78 19-9 (12-4 CIIA)

Date	Opponent	Loc.	Result	Score
11/25	Xavier (La.)	A	L	80-89
11/26	Dillard	A	W	91-77
11/28	Southern	A	L	92-98
11/30	* Livingstone	A	W	83-79
12/2	North Carolina Central	H	W	98-70
12/6	Bowie State	H	W	64-37
12/10	Howard	A	L	69-79
12/12	Rutgers-Camden	A	L	64-72
12/29	\$ Virginia Commonwealth	A	L	67-77
12/30	\$ Virginia Union	N	W	83-81
1/7	* Winston-Salem State	H	L	74-80
1/9	* Johnson C. Smith	H	W	98-86
1/14	* Virginia State	H	W	91-83
1/17	* Hampton	H	L	75-82
1/21	* Virginia State	A	W	71-67
1/29	* Elizabeth City State	A	L	73-76
1/30	* Hampton	A	W	87-78
2/1	* St. Augustine's	H	W	96-85
2/4	* St. Paul's	A	W	65-58
2/7	* Fayetteville State	A	W	87-85
2/8	* Shaw	A	W	67-63
2/12	* Virginia Union	A	W	82-74
2/15	* St. Paul's	H	W	92-74
2/18	* Elizabeth City State	H	L	74-78
2/20	* Virginia Union	H	W	85-76

2/23	# Livingstone	N	W	81-61
2/24	# Winston-Salem State	N	W	60-57
2/25	# Hampton	N	W	71-67

\$ VCU Tournament - Richmond, Va.
* CIIA Game
CIIA Tournament - Hampton, Va. (Hampton Coliseum)

LUCIAS MITCHELL ERA (61-28, .685, 3 years)

1978-79 23-8 (12-4 CIIA)

Date	Opponent	Loc.	Result	Score
11/24	North Carolina Central	H	W	69-60
11/25	Xavier (La.)	H	W	76-75
11/30	* Livingstone	H	W	81-58
12/5	Bowie State	A	W	75-62
12/8	Howard	H	L-2OT	84-85
12/11	Rutgers-Camden	H	W	94-73
12/29	\$ St. Paul's	H	W	109-89
12/30	\$ Elizabeth City State	H	W	87-77
1/6	* Winston-Salem State	A	W	82-81
1/8	* Johnson C. Smith	A	W	73-69
1/10	! Old Dominion	N	L	81-94
1/13	* Virginia State	H	L	88-93
1/16	* Hampton	H	W	83-77
1/20	* Virginia State	A	W	88-80
1/23	* Virginia Union	H	W	88-78
1/27	* Elizabeth City State	H	W	107-90
1/29	* Hampton	A	L	88-92
1/31	* St. Augustine's	A	L	77-98
2/3	* St. Paul's	A	W	104-82
2/5	* Fayetteville State	H	L	73-74
2/11	* Virginia Union	A	W	88-76
2/14	* St. Paul's	H	W	86-68
2/15	* Shaw	H	W	120-62
2/17	* Elizabeth City State	A	W	110-99
2/22	# St. Augustine's	N	W	78-75
2/23	# Winston-Salem State	N	W	85-65
2/24	# Virginia Union	N	L	82-89
3/5	^ Virginia State	H	W	103-89
3/7	^ Hampton	A	W	91-81
@ St. John Fisher		N	W	64-57
@ Marymount College		N	L	77-87

\$ Tidewater Area Business and Contractors Association (TABCA) Holiday Tournament - Norfolk, Va. (Scope Arena)

! Scope Arena

* CIIA Game

CIIA Tournament - Norfolk, Va. (Scope Arena)

^ NIAA District 19 Tournament - Norfolk, Va. (Scope Arena);

Hampton, Va. (Hampton Arena)

@ NIAA National Tournament - Kansas City, Mo. (Kemper Arena)

1979-80 19-10 (10-6 CIIA)

Date	Opponent	Loc.	Result	Score
12/1	Kentucky State	H	W	69-68
12/3	Bowie State	H	W	97-65
12/10	Rutgers-Camden	A	W	108-80
12/15	* Winston-Salem State	H	L	79-99
12/28	\$ Virginia State	H	W	100-76
12/29	\$ Elizabeth City State	H	W	88-77
1/5	Morris Brown	H	W	102-86
1/7	* Johnson C. Smith	H	W	99-73
1/12	* Virginia State	A	W	81-69
1/14	* Hampton	H	W	78-67
1/16	! Old Dominion	N	L	57-60
1/18	* Virginia State	H	W	82-61
1/21	Kentucky State	A	L-OT	73-80
1/24	* Virginia Union	H	L	82-95
1/26	* Elizabeth City State	A	W	80-77
1/28	* Hampton	A	L	79-97
1/31	* St. Augustine's	H	W	106-77
2/2	* St. Paul's	A	L	87-106
2/4	* Fayetteville State	A	L	64-74
2/6	* Shaw	A	W	47-46
2/9	* Virginia Union	A	L	65-80
2/11	* St. Paul's	H	W	89-81
2/13	Morris Brown	A	W	86-76
2/16	* Elizabeth City State	H	W	83-63
2/18	* Livingstone	A	W	85-73
2/21	# Winston-Salem State	N	W	76-75
2/22	# Virginia Union	N	L	69-72
3/4	^ Radford	H	W	72-63
3/5	^ Hampton	A	L	81-88

\$ TABCA Holiday Tournament - Norfolk, Va. (Scope Arena)

! Scope Arena

* CIIA Game

CIIA Tournament - Norfolk, Va. (Scope Arena)

^ NIAA District 19 Tournament - Norfolk, Va. (Big N Arena);
Hampton, Va. (Holland Hall)

1980-81 19-10 (12-7 CIIA)

Date	Opponent	Loc.	Result	Score
12/2	Morgan State	H	W	64-62
12/4	* Bowie State	H	W	85-48
12/6	! Old Dominion	N	L	63-80
12/8	Rutgers-Camden	H	W	75-66
12/11	* North Carolina Central	A	W	81-77
12/13	* Winston-Salem State	A	W	85-83
12/26	\$ St. Paul's	H	W	91-73
12/27	\$ Hampton	H	W	69-64
1/5	* Livingstone	H	W	105-79
1/7	Morgan State	A	W	78-70
1/9	* St. Augustine's	A	W	80-69
1/15	* Johnson C. Smith	A	L	90-93
1/17	* Virginia State	H	W	98-85
1/19	* Hampton	A	L	54-66
1/24	* Virginia State	A	W	99-72
1/26	* Bowie State	A	W	86-71
1/29	* Virginia Union	H	L	70-80
1/31	* Elizabeth City State	H	L-OT	84-86
2/3	* Hampton	H	W	93-92
2/7	* St. Paul's	A	L	112-125
2/9	* Fayetteville State	H	W	112-98
2/11	* Shaw	H	W	78-67
2/14	* Virginia Union	A	L	72-75
2/17	* St. Paul's	H	L	88-92
2/21	* Elizabeth City State	A	W	89-88
2/26	# St. Augustine's	N	L	77-80
3/3	^ Radford	H	W	95-71
3/4	^ Maryland Eastern Shore	H	W	107-88
3/9	@ Alabama-Huntsville	N	L	75-105

\$ TABCA Holiday Tournament - Norfolk, Va. (Scope Arena)

! Scope Arena

* CIIA Game

CIIA Tournament - Norfolk, Va. (Scope Arena)

^ NIAA District 19 Tournament - Norfolk, Va. (Big N Arena)

@ NIAA National Tournament - Kansas City, Mo. (Kemper Arena)

CHARLES CHRISTIAN ERA (215-57, .630, 9 years)

1981-82 14-13 (11-8 CIIA)

Date	Opponent	Loc.	Result	Score
12/1	Morgan State	H	W	89-68
12/3	! Old Dominion	N	L	61-76
12/7	Rutgers-Camden	A	L	77-81
12/10	* North Carolina Central	H	W	86-56
12/29	\$ Morgan State	H	W	91-70
12/30	\$ Elizabeth City State	H	L	61-62
1/9	* St. Augustine's	H	W	62-60
1/11	* Livingstone	A	W	86-73
1/13	* Johnson C. Smith	H	L	73-80
1/16	* Virginia State	A	W-OT	94-92
1/19	* Hampton	H	L	52-65
1/23	* Virginia State	H	L	61-62
1/25	* Bowie State	H	W	85-50
1/28	* Virginia Union	A	L	71-75
1/30	* Elizabeth City State	A	L	66-78
2/2	* Hampton	A	W	80-56
2/4	* Winston-Salem State	H	W	81-79
2/6	* St. Paul's	H	L	71-72
2/8	* Fayetteville State	A	W	59-56
2/10	* Shaw	A	L-2OT	75-80
2/11	* Bowie State	A	W	62-53
2/13	* Virginia Union	H	W	75-62
2/16	* St. Paul's	A	W	76-64
2/20	* Elizabeth City State	H	L	51-59
2/21	& Elizabeth City State	H	W-OT	66-62
2/25	# Johnson C. Smith	N	L	62-81
3/2	^ Liberty Baptist	H	L-OT	66-68

\$ TABCA Holiday Tournament - Norfolk, Va. (Scope Arena)

! Scope Arena

* CIIA Game

& CIIA Playoff Game - Norfolk, Va. (Scope Arena)

CIIA Tournament - Norfolk, Va. (Scope Arena)

^ NIAA District 19 Tournament - Norfolk, Va. (Big N Arena)

SEASON-BY-SEASON RESULTS

2013-14 NORFOLK STATE UNIVERSITY
MEN'S BASKETBALL MEDIA GUIDE

1982-83 20-9 (14-5 CIAA)

Date	Opponent	Loc.	Result	Score
11/27	* Livingstone	H	W	86-80
11/29	Coppin State	H	W	77-56
12/1	William & Mary	A	L	56-72
12/3	* Bowie State	A	W	55-46
12/8	* North Carolina Central	A	W	99-91
12/10	\$ Catawba	N	L	80-82
12/11	\$ * Winston-Salem State	A	W	70-65
12/28	& Fayetteville State	H	W	85-78
12/29	& Elizabeth City State	H	L	64-65
1/3	Morgan State	H	W	85-73
1/8	* St. Augustine's	A	L	81-98
1/10	* Johnson C. Smith	A	W	79-77
1/15	* Virginia State	A	W	97-94
1/18	* Hampton	A	W	99-87
1/22	* St. Paul's	H	W	79-73
1/24	* Bowie State	H	W	90-63
1/27	* Virginia Union	H	W	83-75
1/29	* Elizabeth City State	H	W	80-67
2/1	* Hampton	H	L	64-70
2/5	* Virginia State	H	L	79-84
2/7	* Fayetteville State	H	W	123-89
2/9	* Shaw	H	L	79-85
2/12	* Virginia Union	A	L	68-78
2/16	* St. Paul's	A	W	83-65
2/19	* Elizabeth City State	A	W	104-81
2/23	# Livingstone	N	W	92-62
2/24	# Elizabeth City State	N	W	85-72
2/25	# St. Augustine's	N	W	75-74
2/26	# Hampton	N	L	68-73

\$ Bighouse Gaines Classic - Winston-Salem, N.C.
& TABCA Holiday Tournament - Norfolk, Va. (Echols Hall)

* CIAA Game

CIAA Tournament - Norfolk, Va. (Scope Arena)

1983-84 29-2 (18-1 CIAA)

Date	Opponent	Loc.	Result	Score
11/25	\$ Tuskegee	N	W	89-76
11/26	\$ Clark Atlanta	A	W	70-62
11/30	Coppin State	A	W-OT	61-58
12/6	* Winston-Salem State	H	W	77-70
12/8	* North Carolina Central	H	W	96-67
12/29	& West Virginia State	H	W	95-71
12/30	& Clark Atlanta	H	W	66-57
1/4	Morgan State	A	W	72-61
	* St. Augustine's	H	W	88-74
1/9	* Johnson C. Smith	H	W	78-52
	* Livingstone	A	W	87-72
1/14	* Virginia State	H	W	74-64
1/17	* Hampton	H	W-OT	70-60
	* St. Paul's	A	W	64-63
1/23	* Bowie State	H	W	82-55
	* Virginia Union	A	L-OT	80-81
1/28	* Elizabeth City State	A	W	89-67
	* Hampton	A	W	67-64
2/2	Coppin State	H	W	106-91
2/4	* Virginia State	A	W	94-74
2/7	* Fayetteville State	A	W	81-75
2/8	* Shaw	A	W	74-53
	* Virginia Union	H	W	81-75
2/13	* Bowie State	A	W	83-58
2/15	* St. Paul's	H	W	85-69
2/18	* Elizabeth City State	H	W	79-63
2/23	# Hampton	N	W	76-52
2/24	# Winston-Salem State	N	W	64-60
2/25	# St. Augustine's	N	W	68-64
3/9	^ Winston-Salem State	H	W	70-61
3/10	^ Virginia Union	H	L	56-58

\$ Clark Atlanta College Classic - Atlanta, Ga.
& Spartans/Coors/Pepsi Christmas Classic - Norfolk, Va. (Echols Hall)

* CIAA Game

CIAA Tournament - Norfolk, Va. (Scope Arena)

^ NCAA Division II South Atlantic Regional - Norfolk, Va. (Echols Hall)

1984-85 23-7 (15-4 CIAA)

Date	Opponent	Loc.	Result	Score
11/20	* Livingstone	H	W	89-72
11/23	\$ West Virginia Tech	N	W	94-90
11/24	\$ Clark Atlanta	A	L	64-65
11/28	* Shaw	H	W	87-73
12/5	* Johnson C. Smith	A	L	73-76
12/6	* North Carolina Central	A	W	89-44

12/14	* Winston-Salem State	A	W-OT	94-92
12/28	& Clark Atlanta	H	W	77-68
12/29	& Delaware State	H	W	81-65
1/5	Delaware State	A	W	65-62
1/12	! Coppin State (forfeit)	H		2-0
1/15	* Hampton	A	W	69-67
1/19	* Virginia State	A	W	66-42
1/26	* St. Paul's	H	W	81-69
1/28	* Bowie State	A	W	96-68
1/31	* Virginia Union	H	L	74-77
2/2	* Elizabeth City State	H	W	97-77
2/5	* St. Augustine's	A	W	86-83
2/7	* Fayetteville State	H	W	91-83
2/9	* Virginia State	H	W	63-61
2/12	* Hampton	H	L	66-80
2/16	* Virginia Union	A	L	62-73
2/18	* Bowie State	H	W	117-53
2/20	* St. Paul's	A	W	86-72
2/23	* Elizabeth City State	A	W	81-67
2/27	# North Carolina Central	N	W	97-64
2/28	# Johnson C. Smith	N	W	73-56
3/1	# Winston-Salem State	N	W	81-61
3/2	* Virginia Union	N	L	65-67
3/8	^ Cal State-Hayward	N	L	61-64
3/9	^ Eastern Montana	A	W	90-78

\$ Ricky Williams Classic - Atlanta, Ga.

& Spartans/TABCA Holiday Classic - Norfolk, Va. (Echols Hall)

! Game does not count as an official NCAA win

* CIAA Game

CIAA Tournament - Norfolk, Va. (Scope Arena)

^ NCAA Division II West Regional - Billings, Mont.

1985-86 26-5 (16-3 CIAA)

Date	Opponent	Loc.	Result	Score
11/29	\$ Morris Brown	N	W	74-59
11/30	\$ Clark Atlanta	A	W	73-60
12/4	* North Carolina Central	H	W	80-46
12/14	* Winston-Salem State	H	W	99-73
12/16	* Johnson C. Smith	H	W	93-71
1/3	& Morris Brown	H	W	84-63
1/4	& Clark Atlanta	H	W	78-65
1/7	* Livingstone	A	W	71-53
1/11	District of Columbia	H	L	60-75
1/14	* Hampton	H	W	81-73
1/16	* St. Augustine's	H	W	82-70
	* Virginia State	A	W-OT	68-66
	District of Columbia	A	W	69-59
1/25	* St. Paul's	H	W	92-66
	* Virginia Union	A	L	82-89
2/1	* Elizabeth City State	A	W	97-76
	* Shaw	A	W	49-47
2/5	* Fayetteville State	A	W	82-65
2/8	* Virginia State	H	W	63-61
2/11	* Hampton	A	W	59-50
2/12	* Bowie State	A	W	94-58
	* Virginia Union	H	L	70-75
2/17	* Bowie State	H	W	103-66
2/19	* St. Paul's	A	W	90-78
2/22	* Elizabeth City State	H	L-OT	95-100
2/27	# Virginia State	N	W	89-76
2/28	# Elizabeth City State	N	W	76-63
3/1	# Virginia Union	N	W	75-71
3/7	^ Virginia Union	N	W	70-60
3/8	^ Mount St. Mary's	A	W	78-75
3/15	@ Sacred Heart	H	L	74-84

\$ Ricky Williams Classic - Atlanta, Ga.

& Spartans/TABCA Holiday Classic - Norfolk, Va. (Echols Hall)

* CIAA Game

CIAA Tournament - Richmond, Va. (Richmond Coliseum)

^ NCAA Division II South Atlantic Regional - Emmitsburg, Md.

@ NCAA Division II Elite Eight - Norfolk, Va. (Echols Hall)

1986-87 28-3 (19-0 CIAA)

Date	Opponent	Loc.	Result	Score
11/22	Stockton College	A	W	74-66
11/26	* Livingstone	H	W	101-73
12/3	* North Carolina Central	A	W	70-52
12/12	* Winston-Salem State	A	W	72-67
12/13	North Carolina A&T	A	L	55-76
12/15	* Johnson C. Smith	A	W	73-55
12/19	* Morehouse	N	W	97-85
12/20	\$ Alabama A&M	N	W	83-66
1/2	& Central State	H	W	105-75
1/3	& Clark Atlanta	H	W	62-40
1/8	* St. Augustine's	A	W	89-70

1/13	* Hampton	A	W-OT	90-86
1/17	* Virginia State	H	W	82-63
1/21	* Fayetteville State	H	W	83-64
1/24	* St. Paul's	A	W	69-60
1/29	* Virginia Union	H	W	78-69
1/31	* Elizabeth City State	H	W	92-47
2/4	* Shaw	H	W	134-90
2/7	* Virginia State	A	W	66-57
2/10	* Hampton	H	W	77-59
2/12	* Bowie State	H	W	98-66
2/14	* Virginia Union	A	W	87-75
2/16	* Bowie State	A	W	72-60
2/18	* St. Paul's	H	W	87-59
2/21	* Elizabeth City State	A	W	78-72
2/26	# St. Augustine's	N	W	91-77
2/27	# Johnson C. Smith	N	W	81-76
2/28	* Virginia Union	N	L	73-79
3/6	^ District of Columbia	H	W	68-64
3/7	^ Mount St. Mary's	H	W	70-66
3/14	@ Kentucky Wesleyan	H	L	74-80

\$ Central State Holiday Classic - Wilberforce, Ohio

& Norfolk State Holiday Classic - Norfolk, Va. (Echols Hall)

* CIAA Game

CIAA Tournament - Richmond, Va. (Richmond Coliseum)

^ NCAA Division II South Atlantic Regional - Norfolk, Va. (Echols Hall)

@ NCAA Division II Elite Eight - Norfolk, Va. (Echols Hall)

1987-88 23-8 (15-4 CIAA)

Date	Opponent	Loc.	Result	Score
11/24	* St. Augustine's	H	W	84-77
11/28	* Livingstone	A	W	89-75
12/1	* North Carolina Central	H	L	56-57
12/4	\$ District of Columbia	N	L	84-85
12/5	* Shaw	N	W	75-54
12/11	* Winston-Salem State	H	W	75-71
12/14	* Johnson C. Smith	H	W	80-66
12/18	& Arkansas-Pine Bluff	N	W	71-61
12/19	& Lincoln (Mo.)	N	W	78-64
1/4	% Shaw	H	W	81-51
1/5	% Central State	H	W	83-67
1/12	* Hampton	H	W-OT	76-73
1/16	* Virginia State	A	W	69-65
1/20	* Fayetteville State	A	W	90-65
1/23	* St. Paul's	H	W	79-58
1/25	* Bowie State	A	W	59-57
1/28	* Virginia Union	A	L	62-71
1/30	* Elizabeth City State	A	L	69-72
2/3	* Shaw	A	W	78-68
2/6	* Virginia State	H	W	69-62
2/9	* Hampton	A	L	65-87
2/13	* Virginia Union	H	W	77-64
2/15	* Bowie State	H	W	60-52
2/17	* St. Paul's	A	W-OT	75-74
2/20	* Elizabeth City State	H	W	76-67
2/24	# Livingstone	N	W	80-73
2/25	# Johnson C. Smith	N	W	65-62
2/26	# North Carolina Central	N	W	53-50
2/27	* Virginia State	N	L	72-75
3/11	^ Tampa	N	L	68-71
3/12	^ North Alabama	N	L	76-87

\$ ECSU Tip-Off Tournament - Elizabeth City, N.C.

& Central State Holiday Classic - Wilberforce, Ohio

% Norfolk State Holiday Classic - Norfolk, Va. (Echols Hall)

* CIAA Game

CIAA Tournament - Norfolk, Va. (Scope Arena)

^ NCAA Division II South Regional - Lakeland, Fla.

1988-89 24-6 (16-3 CIAA)

Date	Opponent	Loc.	Result	Score
11/25	\$ Barber-Scotia College	N	W	84-62
11/26	\$ Clark Atlanta	A	W	80-60
11/30	* Livingstone	H	W	69-64
12/3	* Bowie State	A	W	77-54
12/6	* North Carolina Central	A	L	50-60
12/10	* Winston-Salem State	A	W	72-69
12/29	& Lincoln (Pa.)	H	W	100-60
12/30	& Cheyney	H	W	81-68
1/7	* Fayetteville State	H	W	96-62
1/10	* Hampton	A	W	72-56
1/14	* Virginia State	H	W	81-69
1/17	* St. Augustine's	A	W	104-78
1/18	* Johnson C. Smith	A	W	84-76
1/21	* St. Paul's	A	W	79-71
1/23	District of Columbia	A	W	72-51
1/26	* Virginia Union	H	W	61-56

SEASON-BY-SEASON RESULTS

2013-14 NORFOLK STATE UNIVERSITY MEN'S BASKETBALL MEDIA GUIDE

1/28	* Elizabeth City State	H	W	85-78
1/30	District of Columbia	H	W	87-68
2/1	* Shaw	H	W	91-71
2/4	* Virginia State	A	W-OT	81-79
2/7	* Hampton	H	W	65-43
2/10	* Virginia Union	A	L	43-65
2/13	* Bowie State	H	W	70-56
2/15	* St. Paul's	H	W	71-59
2/18	* Elizabeth City State	A	L-OT	89-90
2/22	# Livingstone	N	W	86-47
2/23	# St. Augustine's	N	W	76-56
2/24	# North Carolina Central	N	L	49-62
3/17	^ North Carolina Central	N	L	64-67
3/18	^ Alabama A&M	N	L	80-93

§ Ricky Williams Classic - Atlanta, Ga.

& Norfolk State Holiday Classic - Norfolk, Va. (Echols Hall)

* CIAA Game

CIAA Tournament - Norfolk, Va. (Scope Arena)

^ NCAA Division II South Atlantic Regional - Norfolk, Va. (Echols Hall)

1989-90 27-4 (17-2 CIAA)

Date	Opponent	Loc.	Result	Score
11/22	* Fayetteville State	A	W	85-58
11/24	§ Georgia Southwestern State	N	L-OT	86-87
11/25	§ Clark Atlanta	A	W	79-58
11/29	* Livingstone	A	W	71-57
12/2	* Johnson C. Smith	H	W	67-51
12/5	* North Carolina Central	H	W-2OT	58-57
12/29	& Fort Valley State	H	W	79-60
12/30	& Cheyney	H	W	55-54
1/3	% Longwood	N	W	67-57
1/4	% Winston-Salem State	N	W	77-71
1/9	* Hampton	A	W	72-53
1/13	* Virginia State	A	W	86-69
1/17	* St. Augustine's	H	W	82-71
1/20	* St. Paul's	H	W	69-67
1/22	* Winston-Salem State	H	W	76-56
1/25	* Virginia Union	A	W	87-86
1/27	* Elizabeth City State	A	W	81-67
1/29	* Bowie State	H	W	86-58
1/31	* Shaw	A	W	83-76
2/3	* Virginia State	H	W	92-73
2/6	* Hampton	H	W	77-71
2/10	* Virginia Union	H	L	52-60
2/12	* Bowie State	A	W	72-49
2/14	* St. Paul's	A	W	71-54
2/17	* Elizabeth City State	H	L	53-55
2/21	# Livingstone	N	W	89-69
2/22	# Elizabeth City State	N	W	82-66
2/23	# North Carolina Central	N	W	59-56
2/24	# Hampton	N	W	68-64
3/16	^ Florida Tech	H	L	63-73
3/17	^ Virginia Union	H	W	102-93

§ Ricky Williams Classic - Atlanta, Ga.

& Norfolk State Holiday Tournament - Norfolk, Va. (Echols Hall)

% Virginia State Tournament - Richmond, Va.

* CIAA Game

CIAA Tournament - Norfolk, Va. (Scope Arena)

^ NCAA Division II South Atlantic Regional - Norfolk, Va. (Echols Hall)

ISAAC MOORHEAD ERA (15-13, .536, 1 year)

1990-91 15-13 (9-10 CIAA)

Date	Opponent	Loc.	Result	Score
11/17	* Livingstone	H	W	78-61
11/20	* Fayetteville State	H	L	72-98
11/23	§ West Virginia State	H	W	84-72
11/24	§ Cheyney	H	W	83-71
11/27	* St. Augustine's	A	W	83-77
11/30	& Gannon	N	W	75-69
12/1	& East Stroudsburg	A	L	77-83
12/5	* North Carolina Central	A	W	69-48
12/6	* Winston-Salem State	A	L	67-81
12/17	Cheyney	A	W	91-83
1/4	% Eckerd College	N	W	76-64
1/5	% Le Moyne College	N	L	80-100
1/8	* Hampton	A	L	69-77
1/12	* Virginia State	H	W	58-55
1/19	* St. Paul's	A	L	76-82
1/21	* Johnson C. Smith	A	L	77-82
1/24	* Virginia Union	H	L	67-71
1/26	* Elizabeth City State	H	W	85-84

1/28	* Bowie State	A	W	75-73
1/30	* Shaw	H	W	77-62
2/2	* Virginia State	A	W	76-70
2/5	* Hampton	H	L	47-68
2/9	* Virginia Union	A	L	72-85
2/11	* Bowie State	H	W	71-54
2/13	* St. Paul's	H	L	80-83
2/16	* Elizabeth City State	A	L	72-90
2/20	# North Carolina Central	N	W	95-84
2/21	* Virginia Union	N	L	62-88

§ Norfolk State Holiday Tournament - Norfolk, Va. (Echols Hall)

& Rotary Pocono Classic - East Stroudsburg, Pa.

% Naismith Classic - Springfield, Mass.

* CIAA Game

CIAA Tournament - Richmond, Va. (Richmond Coliseum)

MIKE BERNARD ERA (141-67, .746, 7 years)

1991-92 22-10 (14-5 CIAA)

Date	Opponent	Loc.	Result	Score
11/23	* Fayetteville State	A	L	68-75
11/29	§ Livingstone	H	W	57-47
11/30	§ West Virginia State	H	W	115-80
12/3	* North Carolina Central	H	W	72-65
12/6	& Adelphi	N	W	65-53
12/7	& California (Pa.)	A	L	52-67
12/14	Cheyney	H	W	67-62
12/17	* Johnson C. Smith	A	L	67-83
1/2	% Morehouse	N	L	98-103
1/3	% Paul Quinn College	N	W	100-93
1/4	% Morris Brown	N	W	96-82
1/7	* Winston-Salem State	H	W	95-74
1/11	* Virginia State	A	L	85-92
1/14	Allen University	H	W	125-57
1/18	* St. Paul's	H	W	76-59
1/23	* Virginia Union	A	L	74-81
1/25	* Elizabeth City State	A	W	98-84
1/27	* Bowie State	H	W	92-66
1/29	* Shaw	A	W	81-70
2/1	* Virginia State	H	W	76-71
2/4	* Hampton	H	W	83-72
2/8	* Virginia Union	H	L	65-68
2/10	* Bowie State	A	W	83-63
2/12	* St. Paul's	A	W	90-63
2/15	* Hampton	A	W	57-52
2/18	* St. Augustine's	H	W	74-63
2/22	* Elizabeth City State	H	W	66-54
2/26	* Winston-Salem State	N	W	63-51
2/27	* Elizabeth City State	N	W	80-71
2/28	* Johnson C. Smith	N	L	52-57
3/13	^ Johnson C. Smith	N	L	76-82
3/14	^ Albany State	N	L	70-73

§ Norfolk State Holiday Classic - Norfolk, Va. (Echols Hall)

& California Invitational - California, Pa.

% HBCU Classic - Petersburg, Va.

* CIAA Game

CIAA Tournament - Richmond, Va. (Richmond Coliseum)

^ NCAA Division II Regional - Fayetteville, N.C.

1992-93 19-10 (11-8 CIAA)

Date	Opponent	Loc.	Result	Score
11/27	§ Livingstone	H	L	67-75
11/28	§ District of Columbia	H	W	91-60
12/2	* North Carolina Central	A	L	67-75
12/5	* Virginia State	A	W	67-65
12/15	Barber-Scotia College	H	W	69-57
12/19	* Johnson C. Smith	A	L	71-82
12/26	Clark Atlanta	H	W	96-62
1/2	* Fayetteville State	H	W	81-65
1/5	* Winston-Salem State	A	W	90-73
1/7	& St. Augustine's	N	W	95-75
1/8	& Virginia State	A	W	93-76
1/9	& Hampton	N	W	75-65
1/12	California (Pa.)	H	L	80-87
1/16	* St. Paul's	A	W	88-76
1/21	* Virginia Union	H	L-OT	62-64
1/23	* Elizabeth City State	H	L	76-80
1/25	* Bowie State	A	W	78-71
1/27	* Shaw	H	W	94-64
1/30	* Virginia State	H	L	85-87
2/2	* Hampton	A	L	53-62
2/7	* Virginia Union	A	L	72-78

2/8	* Bowie State	H	W	89-74
2/10	* St. Paul's	H	W	97-78
2/13	* Hampton	H	W	93-71
2/16	* St. Augustine's	A	W	80-63
2/20	* Elizabeth City State	A	W-OT	110-105
2/24	# Livingstone	N	W	85-66
2/25	* St. Paul's	N	W	79-63
2/26	# Virginia Union	N	L	63-71

§ Norfolk State Holiday Classic - Norfolk, Va. (Echols Hall)

& HBCU Classic - Petersburg, Va.

* CIAA Game

CIAA Tournament - Richmond, Va. (Richmond Coliseum)

1993-94 27-6 (15-4 CIAA)

Date	Opponent	Loc.	Result	Score
11/20	Knoxville College	H	W	100-74
11/27	Lane College	H	W	90-73
12/1	* North Carolina Central	H	L	73-75
12/3	§ Morris Brown	N	W-OT	93-86
12/4	§ Clark Atlanta	A	W	80-67
12/11	Augusta College	H	W	84-71
12/18	* Virginia State	H	W	96-59
12/29	& New Haven	N	W	82-68
12/30	& Saint Michael's College	A	W	84-52
1/3	* Livingstone	A	W	100-61
1/5	* Winston-Salem State	H	W	98-71
1/8	* Johnson C. Smith	H	W	94-69
1/15	* St. Paul's	H	W	97-59
1/17	* Fayetteville State	A	W	93-78
1/20	* Virginia Union	A	W	75-71
1/22	* Elizabeth City State	A	L	75-81
1/24	* Bowie State	H	W	102-75
1/26	* Shaw	A	W	96-84
1/29	* Virginia State	A	W-OT	101-96
2/1	* Hampton	H	L	68-81
2/5	* Virginia Union	H	L	73-86
2/7	* Bowie State	A	W	89-63
2/9	* St. Paul's	A	W	97-92
2/12	* Hampton	A	W	72-64
2/16	* St. Augustine's	H	W	102-81
2/19	* Elizabeth City State	H	W	107-87
2/23	# Livingstone	N	W	77-55
2/24	* Johnson C. Smith	N	W	72-60
2/25	# Hampton	N	W	69-59
2/26	* Virginia Union	N	L	79-93
3/11	^ Longwood	N	W	61-59
3/12	^ Virginia Union	N	W	71-69
3/23	@ Washburn	N	L	58-69

§ Ricky Williams Classic - Atlanta, Ga.

& Doc Jacobs Classic - Colchester, Vt.

* CIAA Game

CIAA Tournament, Winston-Salem, N.C. (LJV Coliseum)

^ NCAA Division II South Atlantic Regional - Fayetteville, N.C.

@ NCAA Division II Elite Eight - Springfield, Mass.

1994-95 27-6 (16-3 CIAA)

Date	Opponent	Loc.	Result	Score
11/19	§ Merrimack College	N	W	97-70
11/20	§ UMass Lowell	A	L	65-72
11/30	* North Carolina Central	A	W	77-69
12/3	! Wilberforce	N	W	81-51
12/10	* Virginia State	A	L-OT	87-89
12/20	Morehouse	H	W	84-66
12/28	& District of Columbia	N	W	89-59
12/29	& Augusta College	A	W	70-68
1/2	* Livingstone	H	W	93-73
1/5	* Winston-Salem State	A	W	106-72
1/7	* Johnson C. Smith	A	W	84-79
1/11	* Fayetteville State	H	W	95-79
1/14	* St. Paul's	A	W	84-76
1/19	* Virginia Union	H	W	67-60
1/21	* Elizabeth City State	H	W	82-63
1/23	* Bowie State	A	W	89-58
1/25	* Shaw	H	W	84-68
1/28	* Virginia State	H	W	101-71
1/31	* Hampton	A	W-2OT	92-88
2/4	* Virginia Union	A	L	70-73
2/6	* Bowie State	H	W	89-63
2/8	* St. Paul's	H	W	86-71
2/11	* Hampton	H	L	70-73
2/15	* St. Augustine's	A	W	82-63
2/18	* Elizabeth City State	A	W	86-74
2/22	# Livingstone	N	W	84-71
2/23	* Shaw	N	W	83-62
2/24	# Virginia State	N	W	79-56

SEASON-BY-SEASON RESULTS

2013-14 NORFOLK STATE UNIVERSITY MEN'S BASKETBALL MEDIA GUIDE

2/25	# Virginia Union	N	L	56-61
3/10	^ Johnson C. Smith	N	W	89-61
3/11	^ Virginia Union	N	W	84-66
3/22	@ Alabama A&M	N	W	85-67
3/23	+ Southern Indiana	N	L	81-89

\$ Pepsi New England Tip-Off Weekend - Lowell, Mass.
& Augusta College Holiday Classic - Augusta, Ga.
! Indianapolis, Ind.
* CIAA Game
CIAA Tournament - Winston-Salem, N.C. (LJV Coliseum)
^ NCAA Division II South Atlantic Regional - Fayetteville, N.C.
@ NCAA Division II Elite Eight - Louisville, Ky.
+ NCAA Division II Final Four - Louisville, Ky.

1995-96 23-4 (14-3 CIAA)

Date	Opponent	Loc.	Result	Score
11/25	Augusta College	H	W	85-60
11/30	West Virginia Wesleyan	A	W	69-60
12/6	Knoxville College	A	W	84-75
12/29	\$ Auburn	N	L	56-92
12/30	\$ West Florida	N	W	71-52
1/2	* Livingstone	A	W	80-71
1/4	* Winston-Salem State	H	W	75-62
1/6	* Johnson C. Smith	H	W	74-60
1/10	* Fayetteville State	A	W	82-59
1/13	* St. Paul's	H	W	80-65
1/18	* Virginia Union	A	L	60-76
1/20	* Elizabeth City State	A	W	88-83
1/22	* Bowie State	H	W	116-57
1/25	* Shaw	A	W	65-52
1/27	* Virginia State	A	W	87-63
1/29	Knoxville College	H	W	115-65
2/3	* Bowie State	A	L	69-81
2/5	* Virginia Union	H	W-OT	77-74
2/7	* St. Paul's	A	W	97-77
2/10	* Virginia State	H	W	101-83
2/14	* St. Augustine's	H	L	80-87
2/15	Columbia Union	A	W	76-55
2/17	* Elizabeth City State	H	W	88-74
2/24	* North Carolina Central	H	W	84-66
2/29	# Virginia State	N	W	85-69
3/1	# North Carolina Central	N	W	80-67
3/2	* Virginia Union	N	W-OT	72-70

\$ Tallahassee Roundball Classic - Tallahassee, Fla.

* CIAA Game

CIAA Tournament - Winston-Salem, N.C. (LJV Coliseum)

1996-97 17-10 (11-6 CIAA)

Date	Opponent	Loc.	Result	Score
11/24	Columbia Union	H	W	85-66
11/29	\$ Southeast Missouri State	A	L	63-68
11/30	\$ North Texas	N	L	58-66
12/14	Central State	H	W	79-56
12/27	& Millersville	N	W	73-54
12/28	& New Hampshire	N	L	64-81
12/29	& Bridgeport	N	W	78-53
1/4	West Virginia Wesleyan	H	W	80-55
1/8	* Fayetteville State	H	W	69-56
1/11	* St. Paul's	H	L	63-66
1/13	* Livingstone	H	W	72-56
1/16	* Virginia Union	H	W	69-68
1/18	* Elizabeth City State	H	L	64-73
1/20	* St. Paul's	A	W	57-44
1/23	* Shaw	H	W	76-69
1/25	* Virginia State	H	W	83-70
1/27	* Winston-Salem State	A	W	71-68
1/30	* Bowie State	A	W	64-56
2/1	* Virginia State	A	L	54-77
2/3	* Bowie State	H	W	79-65
2/8	* Virginia State	A	W	77-67
2/13	* St. Augustine's	A	L	70-72
2/15	* Elizabeth City State	A	L	73-76
2/18	* Johnson C. Smith	A	W	86-49
2/22	* North Carolina Central	A	L	74-76
2/26	# Shaw	N	W	101-79
2/27	# St. Augustine's	N	L	65-67

\$ Union Planter's Classic - Cape Girardeau, Mo.

& Capital Key Classic - Albany, N.Y.

* CIAA Game

CIAA Tournament - Winston-Salem, N.C. (LJV Coliseum)

1997-98 (6-21, Independent, Division I transitional year)

Date	Opponent	Loc.	Result	Score
11/18	Saint Francis (Pa.)	H	L	45-70
11/21	Pepperdine	A	L	57-99
11/22	Cal St. Fullerton	A	L	57-83
11/25	Long Beach State	A	W	72-53
11/27	Colorado	A	L	56-67
12/4	Liberty	A	W	70-68
12/6	Hampton	A	L	64-71
12/13	Wagner	A	L	50-62
12/15	McNeese State	H	L	74-82
12/17	Virginia Commonwealth	A	L	59-70
12/27	\$ Austin Peay	N	W	67-65
12/28	\$ Wyoming	A	L-OT	65-72
1/3	Hawai'i	A	L	67-86
1/10	Virginia Union	H	W	69-62
1/12	James Madison	A	L	69-91
1/14	Radford	A	L	81-100
1/19	Howard	A	L	66-69
1/21	South Carolina State	H	L	59-71
1/24	Virginia State	H	L	67-75
1/26	Saint Francis (Pa.)	A	L	58-59
1/28	Wagner	H	W	75-74
2/2	Delaware State	H	W	86-64
2/10	Georgia State	A	L	86-105
2/14	North Carolina State	A	L	63-81
2/18	Hampton	H	L	70-71
2/23	Alabama-Birmingham	A	L	74-103
2/26	South Carolina State	A	L	57-74

\$ Wyoming Holiday Tournament - Casper, Wy.

MEL COLEMAN ERA (15-12, .556, 1 year)

1998-99 15-12 (11-7 MEAC - ineligible for MEAC Tournament)

Date	Opponent	Loc.	Result	Score
11/18	McNeese State	A	W	86-82
11/25	Georgia State	H	W	91-76
11/28	Valparaiso	H	L	69-104
12/2	Valparaiso	A	L	59-79
12/6	* Maryland Eastern Shore	H	W	72-63
12/12	* Hampton	A	L	93-98
12/14	* Delaware State	H	W	96-87
12/19	Virginia Commonwealth	A	L	94-104
12/29	\$ Utah State	A	L	71-84
12/30	\$ Troy State	N	W	106-93
1/2	* Howard	A	W	86-69
1/4	Liberty	H	W	97-76
1/6	Radford	H	L	80-85
1/9	* South Carolina State	H	W	79-72
1/11	* North Carolina A&T	H	W	107-84
1/16	* Florida A&M	A	L	93-98
1/18	* Bethune-Cookman	A	W	69-68
1/23	* Morgan State	H	W-OT	86-84
1/25	* Coppin State	A	L-OT	82-95
1/30	* Maryland Eastern Shore	A	L	89-99
2/1	* Delaware State	A	W	104-90
2/6	* Howard	H	W	99-84
2/13	* South Carolina State	A	L	72-73
2/15	* North Carolina A&T	A	L	84-95
2/20	* Florida A&M	H	W	84-73
2/22	* Bethune-Cookman	H	L	88-95
2/27	* Hampton	H	W	92-78

\$ Gossner Foods Classic - Logan, Utah

* MEAC Game

WIL JONES ERA (34-52, .395, 3 years)

1999-2000 12-16 (11-7 MEAC)

Date	Opponent	Loc.	Result	Score
11/19	Illinois-Chicago	A	L	69-89
11/23	Florida State	A	L	70-81
11/27	New Orleans	A	L	60-80
12/1	Pittsburgh	A	L	78-102
12/6	UNC Greensboro	A	L	74-80
12/8	* Hampton	A	W	70-69
12/21	\$ Cornell	N	L-OT	89-92
12/22	\$ Wagner	N	L	67-86

12/29	! Old Dominion	A	W	67-64
1/3	* South Carolina State	H	L	79-84
1/5	* North Carolina A&T	H	L	79-83
1/8	* Maryland Eastern Shore	A	W	68-65
1/11	South Alabama	A	L	75-93
1/15	* Delaware State	H	W	62-60
1/17	* Howard	H	W	97-85
1/22	* Morgan State	A	W	78-70
1/24	* Coppin State	H	W	84-75
1/29	* Florida A&M	A	W	87-80
1/31	* Bethune-Cookman	A	L	81-111
2/5	* North Carolina A&T	A	W	78-74
2/7	* South Carolina State	A	W	63-60
2/12	* Maryland Eastern Shore	H	W	102-86
2/19	* Delaware State	A	L-OT	76-78
2/21	* Howard	A	W	91-88
2/26	* Hampton	H	L	62-83
3/2	* Florida A&M	H	L	74-88
3/4	* Bethune-Cookman	H	L	73-77
3/9	* Bethune-Cookman	N	L	75-80

\$ Trend Homes Classic - Fresno, Calif. (Fresno State North Gym)

! Scope Arena

* MEAC Game

MEAC Tournament - Richmond, Va. (Richmond Coliseum)

2000-01 12-17 (11-7 MEAC)

Date	Opponent	Loc.	Result	Score
11/21	New Orleans	A	L	56-83
11/25	LSU	A	L	62-90
11/29	* Hampton	H	W	87-86
12/4	Seton Hall	A	L	87-97
12/6	* Howard	H	W	76-69
12/9	UNC Greensboro	H	L	70-82
12/17	Maine	A	L	62-71
12/23	Maryland	A	L	79-123
12/28	San Diego State	A	L	69-79
12/30	Fresno State	A	L	80-107
1/6	* Coppin State	A	W	67-56
1/8	* Morgan State	A	W	83-77
1/15	* Delaware State	H	L	59-63
1/20	* South Carolina State	A	L	63-71
1/22	* North Carolina A&T	A	L	72-75
1/25	! Old Dominion	H	L	62-69
1/27	* Florida A&M	H	W	78-64
1/29	* Bethune-Cookman	A	L	64-76
2/3	* Howard	A	W	90-86
2/5	* Maryland Eastern Shore	A	L	65-69
2/10	* Coppin State	H	W	80-71
2/12	* Morgan State	H	W	84-73
2/15	* Maryland Eastern Shore	H	W	81-76
2/19	* Delaware State	A	L	69-73
2/24	* North Carolina A&T	H	L	71-76
2/26	* South Carolina State	H	W	71-66
3/3	* Hampton	A	W-OT	94-82
3/8	# Coppin State	N	W	78-66
3/9	# Hampton	N	L	67-94

! Scope Arena

* MEAC Game

MEAC Tournament - Richmond, Va. (Richmond Coliseum)

2001-02 10-19 (9-9 MEAC)

Date	Opponent	Loc.	Result	Score
11/16	\$ Hawai'i	A	L	52-76
11/18	\$ Sam Houston State	N	L	71-90
11/21	San Diego State	A	L	71-78
11/24	Tulane	A	L	67-89
11/26	New Orleans	A	L	54-61
12/1	* Coppin State	A	W	63-59
12/3	* Morgan State	A	W	79-66
12/8	* Hampton	A	L	57-85
12/11	Maine	H	W-OT	84-81
12/15	Georgetown	A	L	68-87
12/20	UNC Greensboro	A	L	69-84
12/31	Cleveland State	A	L	69-79
1/3	Maryland	A	L	69-92
1/7	* Maryland Eastern Shore	H	L-OT	88-95
1/12	* North Carolina A&T	A	W-OT	74-73
1/14	* South Carolina State	A	L	51-75
1/19	* Howard	H	W-OT	87-84
1/21	* Delaware State	H	L	62-82
1/26	* Florida A&M	A	L	61-73
1/28	* Bethune-Cookman	H	W	67-58
2/2	* Coppin State	H	W	69-51
2/4	* Morgan State	H	W	74-69
2/11	* Maryland Eastern Shore	A	W-OT	70-68

SEASON-BY-SEASON RESULTS

2013-14 NORFOLK STATE UNIVERSITY MEN'S BASKETBALL MEDIA GUIDE

2/16	* North Carolina A&T	H	L	68-71
2/18	* South Carolina State	H	L	82-86
2/23	* Howard	A	L	63-73
2/25	* Delaware State	A	W	73-66
3/2	* Hampton	H	L-OT	89-92
3/4	# Coppin State	N	L	46-61

§ Nike Tip-Off Tournament - Honolulu, Hawaii

* MEAC Game

MEAC Tournament - Richmond, Va. (Arthur Ashe Center)

DWIGHT FREEMAN ERA (63-83, .432, 5 years)

2002-03
14-15 (10-8 MEAC)

Date	Opponent	Loc.	Result	Score
11/23	Western Illinois	H	L-OT	74-75
11/26	UMKC	H	W	61-60
12/3	Pittsburgh	A	L	51-96
12/7	Hampton	A	L	62-72
12/14	Towson	A	L	50-53
12/16	Georgetown	A	L	48-84
12/21	UNC Greensboro	H	W	75-70
12/28	§ Virginia Military Institute	N	W	70-69
12/29	§ Richmond	A	L	38-67
1/6	* Maryland Eastern Shore	A	W	78-51
1/8	* Howard	A	W	73-68
1/11	* Coppin State	H	W	57-47
1/13	* Morgan State	H	W	66-63
1/18	* Bethune Cookman	H	W	59-49
1/20	* Florida A&M	H	L	65-70
1/25	* South Carolina State	A	L	64-76
1/27	* North Carolina A&T	A	W	83-60
2/3	* Delaware State	A	L	56-71
2/8	* Howard	H	L-OT	78-88
2/10	* Maryland Eastern Shore	H	W	80-63
2/15	* Coppin State	A	L	52-64
2/18	* Morgan State	A	L	60-63
2/22	* Bethune Cookman	A	W	61-48
2/24	* Florida A&M	A	L	62-72
3/1	* South Carolina State	H	W	63-61
3/3	* North Carolina A&T	H	L	54-61
3/8	* Hampton	H	W	48-44
3/10	# North Carolina A&T	N	W	76-55
3/13	# Hampton	N	L	62-64

§ Spider Invitational - Richmond, Va.

* MEAC Game

MEAC Tournament - Richmond, Va. (Arthur Ashe Center; Richmond Coliseum)

2003-2004
12-17 (10-8 MEAC)

Date	Opponent	Loc.	Result	Score
11/23	Virginia Union	H	L	74-87
11/25	Wyoming	A	L	42-84
11/29	UMKC	A	L	56-80
12/3	Georgetown	A	L	53-76
12/6	Towson	H	W	54-50
12/9	* Hampton	A	L	63-73
12/13	Cleveland State	H	L	52-64
12/17	Western Illinois	A	L	53-73
12/29	§ Bucknell	N	L	52-68
12/30	§ Long Island	N	L	68-72
1/3	* North Carolina A&T	H	W	61-58
1/5	* South Carolina State	H	W	67-56
1/10	* Bethune Cookman	A	L	70-79
1/12	* Florida A&M	A	L	72-76
1/17	* Maryland Eastern Shore	H	W	67-54
1/24	* Howard	A	L	53-54
1/26	* Delaware State	A	W-OT	82-80
1/31	* Morgan State	H	W	68-65
2/2	* Coppin State	A	L	69-72
2/7	* North Carolina A&T	A	L	57-59
2/9	* South Carolina State	A	W	88-74
2/14	* Bethune-Cookman	H	L	50-51
2/16	* Florida A&M	H	W	63-62
2/21	* Maryland Eastern Shore	A	W	63-57
2/28	* Delaware State	H	L	44-49
3/1	* Howard	H	W	63-48
3/6	* Hampton	H	W	77-70
3/8	# North Carolina A&T	N	W	58-43
3/11	# Delaware State	N	L	55-67

§ Saturn of North Charleston Shootout - Charleston, S.C. (Kresse Arena)

* MEAC Game

MEAC Tournament - Richmond, Va. (Arthur Ashe Center);

Richmond Coliseum)

2004-2005
13-14 (11-7 MEAC)

Date	Opponent	Loc.	Result	Score
11/19	Towson	A	L	58-69
11/27	Cleveland State	A	L	47-79
11/30	Savannah State	H	W	76-49
12/4	* Florida A&M	H	L	68-79
12/6	* Bethune-Cookman	H	W	68-53
12/12	* Hampton	H	W	79-64
12/14	Clemson	A	L	56-83
12/18	Rutgers	A	L	58-63
12/28	Georgetown	A	L-OT	70-78
1/2	Miami	A	L	58-76
1/5	Savannah State	A	W	81-50
1/8	* South Carolina State	A	W	55-52
1/10	* North Carolina A&T	A	W	69-62
1/19	* Maryland Eastern Shore	H	W	74-56
1/22	* Howard	A	W	64-54
1/24	* Delaware State	A	L	47-50
1/29	* Morgan State	A	L	51-55
1/31	* Coppin State	H	L	39-54
2/5	* Florida A&M	A	W	61-54
2/7	* Bethune-Cookman	A	W	69-49
2/12	* South Carolina State	H	L	59-70
2/14	* North Carolina A&T	H	W	56-51
2/19	* Maryland Eastern Shore	A	W	68-52
2/26	* Delaware State	H	L	68-72
2/28	* Howard	H	W	59-49
3/4	* Hampton	A	L-OT	60-66
3/10	# South Carolina State	N	L	59-76

* MEAC Game

MEAC Tournament - Richmond, Va. (Richmond Coliseum)

2005-2006
13-18 (10-8 MEAC)

Date	Opponent	Loc.	Result	Score
11/18	§ Wisconsin	N	L	51-80
11/20	§ Eastern Kentucky	N	L	60-67
11/21	§ Fordham	N	L	53-72
11/26	George Washington	A	L	69-80
11/30	Towson	H	W	78-49
12/3	* Hampton	A	W	57-43
12/12	Ohio State	A	L	59-92
12/16	Central Florida	A	L	47-63
12/19	Fresno State	A	L	70-89
12/21	Creighton	A	L	47-63
12/27	Nevada	A	L	46-56
1/4	* Florida A&M	A	L	64-76
1/7	* Howard	H	W	82-79
1/9	* Maryland Eastern Shore	H	W	74-62
1/14	* Coppin State	A	L	65-75
1/16	* Morgan State	A	W	81-53
1/23	* Delaware State	H	L	54-57
1/28	* North Carolina A&T	H	W	55-43
1/30	* South Carolina State	H	L	44-56
2/4	* Howard	A	W	65-64
2/6	* Maryland Eastern Shore	A	W	67-59
2/11	* Coppin State	H	L	54-58
2/13	* Morgan State	H	L	59-63
2/16	* Hampton	H	W	52-51
2/20	* Delaware State	A	L	50-59
2/25	* North Carolina A&T	A	W	75-60
2/27	* South Carolina State	A	L	52-72
3/1	* Bethune-Cookman	H	W	80-66
3/7	# Maryland Eastern Shore	N	W	73-71
3/8	# Coppin State	N	W	79-67
3/10	* Hampton	N	L	56-73

§ Paradise Jam - St. Thomas, U.S.V.I. (Univ. of the V.I. Sports and Fitness Center)

* MEAC Game

MEAC Tournament - Raleigh, N.C. (RBC Center)

2006-2007
11-19 (10-8 MEAC)

Date	Opponent	Loc.	Result	Score
11/10	Oklahoma	A	L	36-99
11/15	Longwood	H	L	54-65
11/19	Iowa State	A	L	49-57
11/28	* Hampton	H	W	74-72
12/2	Florida Atlantic	A	L	64-77
12/13	Air Force	A	L	47-70
12/17	§ South Florida	N	L	56-87
12/18	§ UNLV	A	L	56-103
12/19	§ Texas A&M-Corpus Christi	N	L	82-98

12/28	New Mexico State	A	L	84-107
1/3	* Maryland Eastern Shore	A	W	74-62
1/6	* Florida A&M	A	L	71-81
1/8	* Bethune-Cookman	A	W	68-65
1/13	* Coppin State	H	W	62-61
1/15	* Morgan State	H	W	68-54
1/18	Winston-Salem State	H	L	71-81
1/22	* Delaware State	A	L	56-66
1/27	* North Carolina A&T	A	L	60-80
1/29	* South Carolina State	A	W	62-56
2/3	* Florida A&M	H	W	81-68
2/5	* Bethune-Cookman	H	W	66-52
2/10	* Coppin State	A	L	70-77
2/12	* Morgan State	A	L	61-71
2/19	* Delaware State	H	L	61-72
2/21	* Hampton	A	L	52-66
2/24	* North Carolina A&T	H	L-2OT	99-104
2/26	* South Carolina State	H	W	70-65
2/28	* Howard	H	W	69-68
3/7	# Maryland Eastern Shore	N	W	81-70
3/8	# North Carolina A&T	N	L	66-81

§ UNLV Duel in the Desert - Las Vegas, Nev.

* MEAC Game

MEAC Tournament - Raleigh, N.C. (RBC Center)

ANTHONY EVANS ERA (99-94, .513, 6 years)

2007-08
16-15 (11-5 MEAC)

Date	Opponent	Loc.	Result	Score
11/10	Richmond	A	W	72-69
11/13	Longwood	A	L	67-80
11/16	Central Florida	A	L	64-78
11/20	Nebraska	A	L	48-83
11/26	Prairie View A&M	A	L	71-76
12/1	* North Carolina A&T	H	W	82-76
12/10	Fairleigh Dickinson	A	L	64-80
12/13	Air Force	A	L	53-65
12/18	Campbell	A	L	64-69
12/22	Evansville	A	L	71-80
12/29	Jacksonville State	A	W	76-72
1/7	North Carolina Central	H	W	87-83
1/12	* Coppin State	H	W	65-60
1/14	* Morgan State	H	W	71-69
1/19	* Delaware State	A	L	54-69
1/21	* Maryland Eastern Shore	A	W	84-65
1/26	* South Carolina State	H	W	97-71
1/28	Winston-Salem State	H	W	82-67
2/2	* Hampton	H	L	58-62
2/4	* Howard	H	W	59-44
2/9	* Bethune-Cookman	A	W-OT	78-77
2/11	* Florida A&M	A	W	77-66
2/16	* Delaware State	H	W	65-63
2/18	* Maryland Eastern Shore	H	W	68-61
2/23	* South Carolina State	A	L	86-97
2/25	Winston-Salem State	A	L	65-68
3/1	* Hampton	A	L	72-87
3/3	* Howard	A	W	54-52
3/6	* North Carolina A&T	A	L	70-72
3/13	* Florida A&M	N	W	69-61
3/14	# Coppin State	N	L	65-67

* MEAC Game

MEAC Tournament - Raleigh, N.C. (RBC Center)

2008-09
(13-18, 9-7 MEAC)

Date	Opponent	Loc.	Result	Score
11/16	Longwood	A	W	81-74
11/19	William & Mary	A	L	58-74
11/25	Michigan	A	L	49-83
11/30	Air Force	A	L	52-75
12/2	Jacksonville State	H	L	61-80
12/6	* North Carolina A&T	A	L	66-93
12/17	Wright State	A	L	43-66
12/20	§ Missouri State	A	L	66-75
12/21	§ Middle Tennessee State	N	L	56-77
12/22	§ UC Irvine	N	L	51-64
12/28	& Utah Valley	N	L	68-75
12/29	& Lethbridge	N	W	76-54
1/10	* Coppin State	A	W	87-77
1/12	* Morgan State	A	L	70-74
1/17	* Delaware State	H	W	72-61
1/19	* Maryland Eastern Shore	H	W	79-70
1/24	* South Carolina State	A	W	68-62
1/26	Winston-Salem State	A	W	69-51

SEASON-BY-SEASON RESULTS

2013-14 NORFOLK STATE UNIVERSITY MEN'S BASKETBALL MEDIA GUIDE

1/31	* Hampton	A	W	68-62
2/2	* Howard	A	L	62-68
2/7	* Bethune-Cookman	H	L	57-64
2/9	* Florida A&M	H	W	96-69
2/14	* Delaware State	A	L	74-86
2/16	* Maryland Eastern Shore	A	L	81-83
2/21	* South Carolina State	H	L	66-76
2/23	Winston-Salem State	H	L	64-68
2/28	* Hampton	H	W	90-68
3/2	* Howard	H	W	85-71
3/5	* North Carolina A&T	H	W	74-61
3/12	# Bethune-Cookman	N	W	63-58
3/13	# South Carolina State	N	W	74-71
3/14	# Morgan State	N	L	69-83

§ Basketball Travelers Tip-Off Tournament - Springfield, Mo.

& Bobcat 6th Man Club Classic - Bozeman, Mont.

! Game does not count as an official NCAA win

* MEAC Game

MEAC Tournament - Winston-Salem, N.C. (LJV Memorial Coliseum)

2009-10 (11-19, 9-7 MEAC)

Date	Opponent	Loc.	Result	Score
11/13	Baylor	A	L	58-86
11/16	Maine	H	W	72-71
11/21	Iona	A	L	68-80
11/27	§ Illinois State	A	L	66-79
11/28	§ St. Bonaventure	N	L	71-98
11/29	§ Southeast Missouri State	N	L	54-75
12/2	James Madison	A	L	64-72
12/5	* North Carolina A&T	H	L-OT	84-93
12/15	Jacksonville State	A	L	78-95
12/28	& Texas-El Paso	A	L	56-93
12/29	& Niagara	N	L	69-80
1/4	Kent State	A	L	66-84
1/9	* Bethune-Cookman	A	L	61-77
1/11	* Florida A&M	A	W	78-65
1/16	* Hampton	H	W	66-50
1/18	* Howard	H	L	77-82
1/23	Winston-Salem State	A	L	70-82
1/25	* South Carolina State	A	L	82-97
1/31	* Morgan State	H	L-OT	94-100
2/1	* Coppin State	H	W	80-71
2/6	* Maryland Eastern Shore	H	W	64-62
2/8	* Delaware State	H	L	52-54
2/13	* Hampton	A	W	70-66
2/15	* Howard	A	W	72-52
2/20	Winston-Salem State	H	W	74-50
2/22	* South Carolina State	H	W	82-62
2/27	* Morgan State	A	L-2OT	87-88
3/1	* Coppin State	A	W	67-57
3/4	* North Carolina A&T	A	W	67-66
3/11	# Hampton	N	L	70-73

§ Basketball Travelers Classic - Normal, Ill.

& Sun Bowl Invitational - El Paso, Texas

* MEAC Game

MEAC Tournament - Winston-Salem, N.C. (LJV Memorial Coliseum)

2010-11 (12-20, 8-8 MEAC)

Date	Opponent	Loc.	Result	Score
11/12	Long Island	A	L	64-87
11/16	Jacksonville State	H	W	70-53
11/20	§ Saint Joseph's	A	L	65-70
11/23	§ Rutgers	A	L	59-83
11/26	§ Fairfield	N	L	56-91

11/30	Iona	H	L	64-73
12/4	* North Carolina A&T	A	L-OT	81-89
12/12	Maine	A	L	54-74
12/20	Virginia	A	L	49-50
12/23	Evansville	A	L	69-87
12/30	Ohio	A	L	56-92
1/2	Duquesne	A	L	73-95
1/8	* Bethune-Cookman	H	L-OT	83-85
1/10	* Florida A&M	H	W	86-65
1/15	* Hampton	A	L	56-63
1/17	* Howard	A	W	63-53
1/22	North Carolina Central	H	W	74-71
1/24	* South Carolina State	H	W	84-61
1/29	* Morgan State	A	W	76-74
1/31	* Coppin State	A	W-2OT	110-108
2/5	* Maryland Eastern Shore	A	L	84-88
2/7	* Delaware State	A	L	83-91
2/12	* Hampton	H	L	72-86
2/14	*Howard	H	W	76-68
2/19	North Carolina Central	A	L	72-82
2/21	* South Carolina State	A	L	62-64
2/26	* Morgan State	H	W	69-63
2/28	* Coppin State	H	L	69-76
3/3	* North Carolina A&T	H	W	75-57
3/9	# Howard	N	W	68-53
3/10	* Coppin State	N	W	55-53
3/11	# Hampton	N	L	61-85

§ Philly Hoop Group Classic - Philadelphia, Pa. (The Palestra)

* MEAC Game

MEAC Tournament - Winston-Salem, N.C. (LJV Memorial Coliseum)

2011-12 (26-10, 13-3 MEAC)

Date	Opponent	Loc.	Result	Score
11/14	§ Marquette	A	L	68-99
11/16	Randolph College	H	W	63-43
11/18	§ Drexel	N	W	61-56
11/20	§ TCU	N	W	66-53
11/21	§ Marquette	N	L	57-59
11/27	Eastern Kentucky	H	W	70-63
11/30	Elizabeth City State	H	L	57-69
12/3	* Savannah State	H	W	60-58
12/5	* South Carolina State	H	W	82-67
12/11	Virginia Tech	A	L	60-73
12/14	Long Island	H	W	73-62
12/18	Illinois State	A	L	36-68
12/20	Toledo	A	W	72-70
12/23	St. Francis (N.Y.)	A	W	84-74
1/1	Navy	A	W	71-65
1/7	* Maryland Eastern Shore	H	W	78-72
1/9	* Howard	H	W	68-48
1/14	* Morgan State	A	W-2OT	90-80
1/16	* Coppin State	A	W	74-66
1/21	* Hampton	A	W	80-75
1/24	Morehead State	H	L	69-75
1/28	* Morgan State	H	W	76-59
1/30	* Coppin State	H	L	82-87
2/4	* Delaware State	A	L	50-67
2/6	* Maryland Eastern Shore	A	W	72-60
2/11	* Hampton	H	W	70-62
2/15	* Delaware State	H	L-OT	63-73
2/20	Longwood	H	W	66-52
2/25	* Bethune-Cookman	A	W	75-72
2/27	* Florida A&M	A	W	79-70
3/1	* North Carolina A&T	A	W	72-65
3/7	# Howard	N	W	71-61
3/9	# Florida A&M	N	W	58-46

3/10	# Bethune-Cookman	N	W	73-70
3/16	^ Missouri	N	W	86-84
3/18	^ Florida	N	L	50-84

§ Paradise Jam - St. Thomas, U.S.V.I. (Univ. of the V.I. Sports and Fitness Center)

* MEAC Game

MEAC Tournament - Winston-Salem, N.C. (LJV Memorial Coliseum)

^ NCAA Division I West Regional - Omaha, Neb. (CenturyLink Center)

2012-13 (21-12, 16-0 MEAC)

Date	Opponent	Loc.	Result	Score
11/9	§ Rhode Island	A	W	67-55
11/12	§ Seton Hall	A	L	65-78
11/15	Longwood	A	W	78-66
11/17	§ Loyola (Md.)	N	L	49-65
11/18	§ UMKC	N	L	57-63
11/24	Eastern Kentucky	A	L	44-68
11/26	Morehead State	A	L	67-73
11/29	St. Francis (N.Y.)	H	W	85-79
12/1	* Savannah State	A	W	55-45
12/3	* South Carolina State	A	W	78-72
12/9	UMBC	H	W	83-66
12/11	Illinois	A	L	54-64
12/15	North Carolina State	A	L	62-84
12/23	Iona	A	L	72-100
12/29	East Carolina	A	L	63-74
1/2	Ball State	A	L	61-62
1/5	Navy	H	W	74-68
1/12	* Maryland Eastern Shore	A	W	63-58
1/14	* Howard	A	W	54-49
1/19	* Coppin State	H	W	75-68
1/21	* Morgan State	H	W	73-71
1/26	* Hampton	H	W	74-67
2/2	* Coppin State	A	W	80-70
2/4	* Morgan State	A	W	64-59
2/9	* Delaware State	H	W	74-56
2/11	* Maryland Eastern Shore	H	W	85-63
2/18	* Hampton	A	W	62-59
2/23	* Delaware State	A	W	60-56
3/2	* Bethune-Cookman	H	W	62-61
3/4	* Florida A&M	H	W	69-58
3/7	* North Carolina A&T	H	W	55-48
3/13	# Bethune-Cookman	N	L-OT	68-70
3/19	^ Virginia	A	L	56-67

§ Hall of Fame Tip-Off Tournament - Uncasville, Conn. (Mohegan Sun Arena)

* MEAC Game

MEAC Tournament - Norfolk, Va. (Scope Arena)

^ National Invitation Tournament (NIT)

NSU'S ALL-TIME COACHES

Seasons	Coach	Years	Won	Lost	Pct.
1953-62	John Turpin	9	138	81	.630
1962-69	Ernie Fears	7	146	31	.825
1969-73	Bob Smith	4	86	25	.775
1973-78	Charles Christian	5	104	38	.732
1978-81	Lucias Mitchell	3	61	28	.685
1981-90	Charles Christian	9	214	57	.790
1990-91	Isaac Moorhead	1	15	13	.536
1991-98	Mike Bernard	7	141	67	.678
1998-99	Mel Coleman	1	15	12	.556
1999-2002	Wil Jones	3	34	52	.395
2002-07	Dwight Freeman	5	63	83	.432
2007-13	Anthony Evans	6	99	94	.513
Totals		60	1,116	581	.658

ALL-TIME OPPONENTS

2013-14 NORFOLK STATE UNIVERSITY
MEN'S BASKETBALL MEDIA GUIDE

-A-

Adelphi.....	1-0
Air Force.....	0-3
Alabama A&M.....	2-1
Alabama-Huntsville.....	0-1
Albany State.....	0-1
Alcorn State.....	0-1
Allen University.....	1-0
Amphibious Base.....	2-2
Arkansas-Pine Bluff.....	1-0
Ashland.....	0-1
Assumption College.....	0-1
Athens State.....	1-0
Auburn.....	0-1
Augusta State.....	3-0
Austin Peay.....	1-0

-B-

Ball State.....	0-1
Barber-Scotia College.....	2-0
Baylor.....	0-1
Bellarmino.....	0-1
Bethune-Cookman.....	16-11
Bloomsburg.....	1-0
Bluefield State.....	1-4
Bowie State.....	40-1
Bridgeport.....	1-0
Bucknell.....	0-1

-C-

California (Pa.).....	0-2
Cal State East Bay.....	0-1
Cal State Fullerton.....	0-1
Campbell.....	3-1
Catawba.....	0-1
Central Florida.....	0-2
Central State.....	5-0
Cheyney.....	6-2
Clafin.....	2-2
Clark Atlanta.....	11-1
Clemson.....	0-1
Cleveland State.....	0-3
Colorado.....	0-1
Coppin State.....	21-11
Cornell.....	0-1
Creighton.....	0-1

-D-

Delaware State.....	29-23
Denison.....	1-0
Deslant.....	2-1
Dillard.....	2-0
District of Columbia.....	6-2
Doane College.....	0-1
Drexel.....	1-0
Duquesne.....	0-1

-E-

East Carolina.....	0-1
East Stroudsburg.....	0-1
Eastern Kentucky.....	1-2
Eastern Montana.....	1-0
Eckerd College.....	1-0
Elizabeth City State.....	65-37
Evansville.....	0-2

-F-

Fairfield.....	0-1
Fairleigh Dickinson.....	0-1
Fayetteville State.....	31-8
Florida.....	0-1
Florida A&M.....	14-9
Florida Atlantic.....	0-1
Florida State.....	0-1
Florida Tech.....	0-1
Fordham.....	0-1
Fort Story.....	2-2
Fort Valley State.....	1-1
Fresno State.....	0-2
Friendship College.....	12-0

-G-

Gannon.....	1-0
George Washington.....	0-1
Georgetown.....	0-4
Georgia Southern.....	0-1
Georgia Southwestern State.....	0-1
Georgia State.....	1-1
Grambling State.....	1-1

-H-

Hampton.....	81-41
Hawai'i.....	0-2
Howard.....	36-9
Hunter College.....	1-0

-I-

Illinois.....	0-1
Illinois State.....	0-2
Iona.....	0-3
Iowa State.....	0-1

-J-

Jacksonville State.....	2-2
James Madison.....	0-2
Johnson C. Smith.....	33-11

-K-

Kent State.....	0-1
Kentucky State.....	1-1
Kentucky Wesleyan.....	0-1
Kittrell College.....	8-2
Knoxville College.....	3-0

-L-

Lane College.....	1-0
Le Moyne College.....	0-1
Lemoyne-Owen College.....	0-1
Liberty.....	2-1
Lincoln (Mo.).....	1-0
Lincoln (Pa.).....	2-0
Little Creek.....	2-1
Livingstone.....	59-5
Long Island State.....	1-0
Long Island.....	1-2
Longwood.....	5-2
Loyola (Md.).....	0-1
LSU.....	0-1
Lynchburg Y.....	1-0

-M-

Maine.....	2-2
Marquette.....	0-2
Maryland.....	0-2
Maryland Eastern Shore.....	39-16
Marymount College.....	0-1
McNeese State.....	1-1
Merrimack College.....	1-0
Miami.....	0-1
Michigan.....	0-1
Middle Tennessee State.....	0-1
Midwestern State.....	0-1
Millersville.....	1-0
Miner Teachers.....	3-2
Missouri.....	1-0
Missouri S&T.....	1-0
Missouri State.....	0-2
Morehead State.....	0-2
Morehouse.....	2-1
Morgan State.....	32-11
Morris Brown.....	6-0
Morristown College.....	9-1
Mount St. Mary's.....	2-1

-N-

Naval Air Station.....	1-0
Naval Base.....	2-0
Naval Base Tars.....	0-2
Naval Flyers.....	3-1
Navy.....	2-0
Nebraska.....	0-1
Nevada.....	0-1
New Hampshire.....	0-1
New Haven.....	1-0
New Mexico State.....	0-1
New Orleans.....	0-3
Niagara.....	0-1
North Alabama.....	0-1
North Carolina A&T.....	22-20
North Carolina Central.....	27-8

ALL-TIME OPPONENTS

2013-14 NORFOLK STATE UNIVERSITY
MEN'S BASKETBALL MEDIA GUIDE

North Carolina State0-2
North Texas0-1

-O-

Oceana 1-1
Ohio.....0-1
Ohio State0-1
Oklahoma.....0-1
Old Dominion 6-11

-P-

Paul Quinn College 1-0
Pembroke State 1-1
Pepperdine0-1
Pittsburgh0-2
Prairie View A&M.....0-1

-R-

Radford.....2-2
Randolph College..... 1-0
Randolph-Macon..... 1-0
Rhode Island 1-0
Richmond..... 1-1
Roanoke College.....2-1
Rutgers0-2
Rutgers-Camden.....5-2

-S-

Sacred Heart.....0-1
Saint Francis (Pa.).....0-2
Saint Joseph's.....0-1
Saint Michael's College..... 1-0
Sam Houston State0-1
San Diego State.....0-2
Savannah State..... 4-3
Seton Hall0-2
Shaw..... 30-7
South Alabama.....0-1
South Carolina Area Trade..... 17-0
South Carolina State..... 16-16
South Florida.....0-1
Southeast Missouri State0-2
Southern..... 1-1
Southern Indiana.....0-1
St. Augustine's 30-8
St. Bonaventure.....0-1
St. Francis (N.Y.)2-0
St. John Fisher..... 1-0
St. Paul's70-13
Stockton College 1-0
Storer College 3-1
Suffolk Comets 1-0
Suffolk Warriors2-0

-T-

Tampa.....0-1

TCU0-1
Tennessee State2-0
Texas A&M-Corpus Christi0-1
Texas-El Paso0-1
Toledo..... 1-0
Tougaloo College 1-0
Towson2-2
Troy State..... 1-0
Tulane0-1
Tuskegee..... 1-0

-U-

UAB.....0-1
UC Irvine0-1
UIC0-1
UMass Lowell0-1
UMBC 1-0
UMKC 1-2
UNC Greensboro..... 1-3
UNLV.....0-1
Upper Iowa 1-0
USS Boston..... 1-0
Utah State.....0-1
Utah Valley0-1

-V-

Valparaiso.....0-2
Virginia0-2
Virginia Commonwealth..... 1-4
Virginia Military Institute 1-0
Virginia Seminary4-2
Virginia State64-17
Virginia Tech0-1
Virginia Union.....61-42
Voorhees..... 16-0

-W-

Wagner 1-2
Washburn0-1
Washington Adventist2-0
West Florida..... 1-0
West Virginia State 7-12
West Virginia Tech 1-0
West Virginia Wesleyan.....2-0
Western Illinois0-2
Western New England0-1
Wilberforce 1-0
William & Mary0-2
William Jewell College 1-0
Winston-Salem State45-19
Wisconsin0-1
Wright State.....0-1
Wyoming0-2

-X-

Xavier (La.).....2-1

ALL-TIME OPPONENTS

Adelphi (1-0)

1991-92 N W 65-53

Air Force (0-3)

2006-07 A L 47-70
2007-08 A L 53-65
2008-09 A L 52-75

Alabama A&M (2-1)

1986-87 N W 83-66
1988-89 N L 80-93
1994-95 N W 85-67

Alabama-Birmingham

See UAB

Alabama-Huntsville (0-1)

1980-81 N L 75-105

Albany State (0-1)

1991-92 N L 70-73

Alcorn State (A&M) (0-1)

1972-73 N L 84-88

Allen University (1-0)

1991-92 H W 125-57

Amphibious Base (2-2)

1956-57 L 73-77
1956-57 H L 69-90
1957-58 W 60-57
1957-58 W 78-70

Arkansas-Pine Bluff (1-0)

1987-88 N W 71-61

Ashland (0-1)

1967-68 N L 51-61

Assumption College (0-1)

1973-74 N L 79-89

Athens State (1-0)

1965-66 N W 103-81

Auburn (0-1)

1995-96 N L 56-92

Augusta State (College) (3-0)

1993-94 H W 84-71
1994-95 A W 70-68
1995-96 H W 85-60

Austin Peay (1-0)

1997-98 N W 67-65

Ball State (0-1)

2012-13 A L 61-62

Barber-Scotia College (2-0)

1988-89 N W 84-62
1992-93 H W 69-57

Baylor (0-1)

2009-10 A L 58-86

Bellarmine (0-1)

1964-65 N L 74-91

Bethune-Cookman (16-11)

1964-65 N W 91-74
1965-66 N W 111-105
1998-99 A W 69-68
1998-99 H L 88-95
1999-00 A L 81-111
1999-00 H L 73-77
1999-00 N L 75-80
2000-01 A L 64-76
2001-02 H W 67-58

2002-03 H W 59-49
2002-03 A W 61-48
2003-04 A L 70-79
2003-04 H L 50-51
2004-05 H W 68-53
2004-05 A W 69-49
2005-06 H W 80-66
2006-07 A W 68-65
2006-07 H W 66-52
2007-08 A W-OT 78-77
2008-09 H L 57-64
2008-09 N W 63-58
2009-10 A L 61-77
2010-11 H L-OT 83-85
2011-12 A W 75-72
2011-12 N W 73-70
2012-13 H W 62-61
2012-13 N L-OT 68-70

Bloomsburg (1-0)

1973-74 A W 84-69

Bluefield State (1-4)

1956-57 L 86-100
1956-57 W 86-73
1958-59 L 80-87
1959-60 L 78-84
1960-61 L 81-99

Bowie State (40-1)

1954-55 W 73-45
1954-55 W 82-33
1955-56 W 126-34
1955-56 W 69-49
1977-78 H W 64-37
1978-79 A W 75-62
1979-80 H W 97-65
1980-81 H W 85-48
1980-81 A W 86-71
1981-82 H W 85-50
1981-82 A W 62-53
1982-83 A W 55-46
1982-83 H W 90-63
1983-84 H W 82-55
1983-84 A W 83-58
1984-85 A W 96-68
1984-85 H W 117-53
1985-86 A W 94-58
1985-86 H W 103-66
1986-87 H W 98-66
1986-87 A W 72-60
1987-88 A W 59-57
1987-88 H W 60-52
1988-89 A W 77-54
1988-89 H W 70-56
1989-90 H W 86-58
1989-90 A W 72-49
1990-91 A W 75-73
1990-91 H W 71-54
1991-92 H W 92-66
1991-92 A W 83-63
1992-93 A W 78-71
1992-93 H W 89-74
1993-94 H W 102-75
1993-94 A W 89-63
1994-95 A W 89-58
1994-95 H W 89-63
1995-96 H W 116-57
1995-96 A L 69-81
1996-97 A W 64-56
1996-97 H W 79-65

Bridgeport (1-0)

1996-97 N W 78-53

Bucknell (0-1)

2003-04 N L 52-68

California (Pa.) (0-2)

1991-92 A L 52-67

1992-93 H L 80-87

Cal State East Bay (Hayward) (0-1)

1984-85 N L 61-64

Cal State Fullerton (0-1)

1997-98 A L 57-83

Campbell (3-1)

1972-73 H W 65-62
1974-75 H W 89-83
1975-76 H W 114-90
2007-08 A L 64-69

Catawba (0-1)

1982-83 N L 80-82

Central Florida (0-2)

2005-06 A L 47-63
2007-08 A L 64-78

Central State (5-0)

1965-66 N W 88-76
1972-73 N W 112-91
1986-87 H W 105-75
1987-88 H W 83-67
1996-97 H W 79-56

Cheyney (6-2)

1966-67 A L 72-90
1968-69 H W 101-93
1975-76 A L 95-981
1988-89 H W 81-68
1989-90 H W 55-54
1990-91 H W 83-71
1990-91 A W 91-83
1991-92 H W 67-62

Claflin (2-2)

1955-56 L 55-57
1956-57 A W 75-70
1957-58 L 70-71
1958-59 W 58-40

Clark Atlanta (11-1)

1965-66 H W 86-84
1983-84 A W 70-62
1983-84 H W 66-57
1984-85 A L 64-65
1984-85 H W 77-68
1985-86 A W 73-60
1985-86 H W 78-65
1986-87 H W 62-40
1988-89 A W 80-60
1989-90 A W 79-58
1992-93 H W 96-62
1993-94 A W 80-67

Clemson (0-1)

2004-05 A L 56-83

Cleveland State (0-3)

2001-02 A L 69-79
2003-04 H L 52-64
2004-05 A L 47-79

Colorado (0-1)

1997-98 A L 56-67

Columbia Union

See Washington Adventist

Coppin State (21-11)

1982-83 H W 77-56
1983-84 A W-OT 61-58
1983-84 H W 106-91
1998-99 A L-OT 82-95
1999-00 H W 84-75
2000-01 A W 67-56
2000-01 H W 80-71

2000-01 N W 78-66
2001-02 A W 63-59
2001-02 H W 69-51
2001-02 N L 46-61
2002-03 H W 57-47
2002-03 A L 52-64
2003-04 A L 69-72
2004-05 H L 39-54
2005-06 A L 65-75
2005-06 H L 54-58
2005-06 N W 79-67
2006-07 H W 62-61
2006-07 A L 70-77
2007-08 H W 65-60
2007-08 N L 65-67
2008-09 A W 87-77
2009-10 H W 80-71
2009-10 A W 67-57
2010-11 A W-2OT 110-108
2010-11 H L 69-76
2010-11 N W 55-53
2011-12 A W 74-66
2011-12 H L 82-87
2012-13 H W 75-68
2012-13 A W 80-70

Cornell (0-1)

1999-00 N L-OT 89-92

Creighton (0-1)

2005-06 A L 47-63

Delaware State (29-23)

1962-63 W 80-69
1962-63 W 78-51
1963-64 W 92-82
1963-64 W 104-80
1964-65 H W 101-93
1964-65 A W 118-87
1965-66 H W 119-96
1965-66 A L 95-105
1965-66 N W 116-90
1966-67 H W 125-88
1966-67 A W 91-88
1967-68 H W 111-86
1967-68 A L 103-129
1968-69 A W 84-81
1968-69 H W 122-97
1969-70 A W 117-111
1969-70 H W 111-88
1970-71 H W 115-100
1970-71 A W 105-79
1973-74 H L 76-83
1973-74 A L 68-70
1984-85 H W 81-65
1984-85 A W 65-62
1997-98 H W 86-64
1998-99 H W 96-87
1998-99 A W 104-90
1999-00 H W 62-60
1999-00 A L-OT 76-78
2000-01 H L 59-63
2000-01 A L 69-73
2001-02 H L 62-82
2001-02 A W 73-66
2002-03 A L 56-71
2003-04 A W-OT 82-80
2003-04 H L 44-49
2003-04 N L 55-67
2004-05 A L 47-50
2004-05 H L 68-72
2005-06 H L 54-57
2005-06 A L 50-59
2006-07 A L 56-66
2006-07 H L 61-72
2007-08 A L 54-69
2007-08 H W 65-63
2008-09 H W 72-61
2008-09 A L 74-86
2009-10 H L 52-54

ALL-TIME OPPONENTS

2010-11	A	L	83-91
2011-12	A	L	50-67
2011-12	H	L-OT	63-73
2012-13	H	W	74-56
2012-13	A	W	60-56

Denison (1-0)

1967-68	N	W	108-86
---------	---	---	--------

Deslant (2-1)

1957-58	L	58-68
1957-58	W	74-63
1958-59	W	60-57

Dillard (2-0)

1976-77	N	W	101-99
1977-78	A	W	91-77

District of Columbia (6-2)

1985-86	H	L	60-75
1985-86	A	W	69-59
1986-87	H	W	68-64
1987-88	N	L	84-85
1988-89	A	W	72-51
1988-89	H	W	87-68
1992-93	H	W	91-60
1994-95	N	W	89-59

Doane College (0-1)

1975-76	N	L	79-80
---------	---	---	-------

Drexel (1-0)

2011-12	N	W	61-56
---------	---	---	-------

Duquesne (0-1)

2010-11	A	L	73-95
---------	---	---	-------

East Carolina (0-1)

2012-13	A	L	63-74
---------	---	---	-------

East Stroudsburg (0-1)

1990-91	A	L	77-83
---------	---	---	-------

Eastern Kentucky (1-2)

2005-06	N	L	60-67
2011-12	H	W	70-63
2012-13	A	L	44-68

Eastern Montana (1-0)

1984-85	A	W	90-78
---------	---	---	-------

Eckerd College (1-0)

1990-91	N	W	76-64
---------	---	---	-------

Elizabeth City State (65-37)

1953-54	A	L	47-61
1953-54	H	L	56-70
1954-55	L	52-84	
1954-55	L	65-79	
1954-55	N	L	81-88
1955-56	W	99-97	
1955-56	W	91-87	
1955-56	N	L	81-83
1956-57	W	75-65	
1956-57	L	73-77	
1957-58	L	69-81	
1957-58	L	77-79	
1958-59	L	62-77	
1958-59	L-OT	80-82	
1959-60	W	85-78	
1959-60	L	54-77	
1960-61	L	71-58	
1960-61	L	111-112	
1961-62	W	82-71	
1961-62	L	82-121	
1962-63	W	79-77	
1962-63	W	96-75	
1963-64	W	110-84	
1963-64	W	108-103	
1964-65	A	W	81-78

1964-65	H	W	105-89
1965-66	H	L	94-96
1965-66	A	W	116-113
1966-67	A	W	107-78
1966-67	H	W	108-92
1967-68	H	W	120-106
1967-68	A	W	101-99
1967-68	N	W	88-87
1968-69	A	L	113-117
1968-69	H	W	109-103
1968-69	N	L	86-89
1969-70	H	W	106-95
1969-70	N	L	96-111
1970-71	N	W	103-94
1970-71	H	W	98-93
1971-72	H	W	91-88
1971-72	A	W	119-98
1972-73	A	L	96-103
1972-73	H	W	121-85
1973-74	H	W	89-72
1973-74	A	W	88-85
1974-75	A	W	94-84
1974-75	H	W	92-84
1975-76	A	W	109-83
1975-76	H	W	102-82
1976-77	A	W	80-72
1976-77	H	L	74-80
1977-78	A	L	73-76
1977-78	H	L	74-78
1978-79	H	W	87-77
1978-79	H	W	107-90
1978-79	A	W	110-99
1979-80	H	W	88-77
1979-80	A	W	80-77
1979-80	H	W	83-63
1980-81	H	L-OT	84-86
1980-81	A	W	89-88
1981-82	H	L	61-62
1981-82	A	L	66-78
1981-82	H	L	51-59
1981-82	H	W-OT	66-62
1982-83	H	L	64-65
1982-83	H	W	80-67
1982-83	A	W	104-81
1982-83	N	W	85-72
1983-84	A	W	89-67
1983-84	H	W	79-63
1984-85	H	W	97-77
1984-85	A	W	81-67
1985-86	A	W	97-76
1985-86	H	L-OT	95-100
1985-86	N	W	76-63
1986-87	H	W	92-47
1986-87	A	W	78-72
1987-88	A	L	69-72
1987-88	H	W	76-67
1988-89	H	W	85-78
1988-89	A	L-OT	89-90
1989-90	A	W	81-67
1989-90	H	L	53-55
1989-90	N	W	82-66
1990-91	H	W	85-84
1990-91	A	L	72-90
1991-92	A	W	98-84
1991-92	H	W	66-54
1991-92	N	W	80-71
1992-93	H	L	76-80
1992-93	A	W-OT	110-105
1993-94	A	L	75-81
1993-94	H	W	107-87
1994-95	H	W	82-63
1994-95	A	W	86-74
1995-96	A	W	88-83
1995-96	H	W	88-74
1996-97	H	L	64-73
1996-97	A	L	73-76
2011-12	H	L	57-69

Evansville (0-2)

2007-08	A	L	71-80
---------	---	---	-------

2010-11	A	L	69-87
---------	---	---	-------

Fairfield (0-1)

2010-11	N	L	56-91
---------	---	---	-------

Fairleigh Dickinson (0-1)

2007-08	A	L	64-80
---------	---	---	-------

Fayetteville State (31-8)

1953-54	A	L	69-74
1953-54	H	L	65-75
1960-61	L	72-68	
1961-62	L	73-87	
1961-62	W	86-85	
1962-63	W	70-53	
1962-63	W	86-71	
1968-69	H	W	103-77
1968-69	A	W	120-112
1971-72	A	W	89-78
1971-72	N	W	84-79
1972-73	H	W	116-93
1972-73	N	L-OT	89-94
1973-74	A	W	96-85
1974-75	H	W	107-87
1974-75	N	W	76-67
1975-76	A	W	113-95
1976-77	H	W	92-69
1977-78	A	W	87-85
1978-79	H	L	73-74
1979-80	A	L	64-74
1980-81	H	W	112-98
1981-82	A	W	59-56
1982-83	H	W	85-78
1982-83	H	W	123-89
1983-84	A	W	81-75
1984-85	H	W	91-83
1985-86	A	W	82-65
1986-87	H	W	83-64
1987-88	A	W	90-65
1988-89	H	W	96-62
1989-90	A	W	85-58
1990-91	H	L	72-98
1991-92	A	L	68-75
1992-93	H	W	81-65
1993-94	A	W	93-78
1994-95	H	W	95-79
1995-96	A	W	82-59
1996-97	H	W	69-56

Florida (0-1)

2011-12	N	L	50-84
---------	---	---	-------

Florida A&M (14-9)

1998-99	A	L	93-98
1998-99	H	W	84-73
1999-00	A	W	87-80
1999-00	H	L	74-88
2000-01	H	W	78-64
2001-02	A	L	61-73
2002-03	H	L	65-70
2002-03	A	L	62-72
2003-04	A	L	72-76
2003-04	H	W	63-62
2004-05	H	L	68-79
2004-05	A	W	61-54
2005-06	A	L	64-76
2006-07	A	L	71-81
2006-07	H	W	81-68
2007-08	A	W	77-66
2007-08	N	W	69-61
2008-09	H	W	96-69
2009-10	A	W	78-65
2010-11	H	W	86-65
2011-12	A	W	79-70
2011-12	N	W	58-46
2012-13	H	W	69-58

Florida Atlantic (0-1)

2006-07	A	L	64-77
---------	---	---	-------

Florida State (0-1)

1999-00	A	L	70-81
---------	---	---	-------

Florida Tech (0-1)

1989-90	H	L	63-73
---------	---	---	-------

Fordham (0-1)

2005-06	N	L	53-72
---------	---	---	-------

Fort Story (2-2)

1954-55	L	78-90
1954-55	L	70-71
1955-56	W	91-71
1955-56	W	104-81

Fort Valley State (1-1)

1960-61	L	62-81	
1989-90	H	W	79-60

Fresno State (0-2)

2000-01	A	L	80-107
2005-06	A	L	70-89

Friendship College (12-0)

1955-56	W	65-56	
1956-57	H	W	93-78
1956-57	W	*63-67	
1956-57	N	W	106-78
1958-59	W	107-61	
1958-59	W	63-38	
1958-59	N	W	87-45
1959-60	W	60-49	
1959-60	W	97-80	
1959-60	N	W	87-58
1960-61	W	92-44	
1960-61	W	2-0 (forfeit)	

*Game was awarded to NSU for failure of Friendship College to meet league requirements of using certified officials

Gannon (1-0)

1990-91	N	W	75-69
---------	---	---	-------

George Washington (0-1)

2005-06	A	L	69-80
---------	---	---	-------

Georgetown (0-4)

2001-02	A	L	68-87
2002-03	A	L	48-84
2003-04	A	L	53-76
2004-05	A	L-OT	70-78

Georgia Southern (0-1)

1965-66	N	L	88-89
---------	---	---	-------

Georgia Southwestern State (0-1)

1989-90	N	L-OT	86-87
---------	---	------	-------

Georgia State (1-1)

1997-98	A	L	86-105
1998-99	H	W	91-76

Grambling State (1-1)

1965-66	N	L	110-111
1968-69	N	W	101-98

Hampton (81-41)

1958-59	L	66-87	
1959-60	H	L	58-99
1960-61	H	L	74-78
1961-62	L	73-75	
1961-62	H	W	88-70
1961-62	L	61-87	
1962-63	L	80-82	
1962-63	H	W	63-61
1962-63	W	42-39	
1962-63	W	72-58	
1963-64	W	88-53	
1963-64	H	W	76-65
1963-64	W	67-63	

ALL-TIME OPPONENTS

1964-65	H	W	106-78
1964-65	H	W	85-72
1964-65	A	W	94-81
1965-66	H	W	123-86
1965-66	A	W	94-88
1966-67	A	W	101-91
1966-67	H	W	104-68
1967-68	A	W	121-82
1967-68	H	W	130-105
1968-69	A	W	112-92
1968-69	H	W	105-71
1969-70	A	W	104-101
1969-70	H	W	118-100
1970-71	H	W	111-106
1970-71	A	W	106-98
1971-72	H	W	72-67
1971-72	A	W	83-79
1972-73	A	W	93-66
1972-73	H	W	94-67
1973-74	H	W	77-71
1973-74	A	W	96-87
1974-75	A	W	114-87
1974-75	H	W	106-75
1975-76	H	W	85-54
1975-76	A	W	64-59
1976-77	A	W	90-76
1976-77	H	L	73-81
1977-78	H	L	75-82
1977-78	A	W	87-78
1977-78	N	W	71-67
1978-79	H	W	83-77
1978-79	A	L	88-92
1978-79	A	W	91-81
1979-80	H	W	78-67
1979-80	A	L	79-97
1979-80	A	L	81-88
1980-81	H	W	69-64
1980-81	A	L	54-66
1980-81	H	W	93-92
1981-82	H	L	52-65
1981-82	A	W	80-56
1982-83	A	W	99-87
1982-83	H	L	64-70
1982-83	N	L	68-73
1983-84	H	W-OT	70-60
1983-84	A	W	67-64
1983-84	N	W	76-52
1984-85	A	W	69-67
1984-85	H	L	66-80
1985-86	H	W	81-73
1985-86	A	W	59-50
1986-87	A	W-OT	90-86
1986-87	H	W	77-59
1987-88	H	W-OT	76-73
1987-88	A	L	65-87
1988-89	A	W	72-56
1988-89	H	W	65-43
1989-90	A	W	72-53
1989-90	H	W	77-71
1989-90	N	W	68-64
1990-91	A	L	69-77
1990-91	H	L	47-68
1991-92	H	W	83-72
1991-92	A	W	57-52
1992-93	N	W	75-65
1992-93	A	L	53-62
1992-93	H	W	93-71
1993-94	H	L	68-81
1993-94	A	W	72-64
1993-94	N	W	69-59
1994-95	A	W-2OT	92-88
1994-95	H	L	70-73
1997-98	A	L	64-71
1997-98	H	L	70-71
1998-99	A	L	93-98
1998-99	H	W	92-78
1999-00	A	W	70-69
1999-00	H	L	62-83
2000-01	H	W	87-86
2000-01	A	W-OT	94-82

2000-01	N	L	67-94
2001-02	A	L	57-85
2001-02	H	L-OT	89-92
2002-03	A	L	62-72
2002-03	H	W	48-44
2002-03	N	L	62-64
2003-04	A	L	63-73
2003-04	H	W	77-70
2004-05	H	W	79-64
2004-05	A	L-OT	60-66
2005-06	A	W	57-43
2005-06	H	W	52-51
2005-06	N	L	56-73
2006-07	H	W	74-72
2006-07	A	L	52-66
2007-08	H	L	58-62
2007-08	A	L	72-87
2008-09	A	W	68-62
2008-09	H	W	90-68
2009-10	H	W	66-50
2009-10	A	W	70-66
2009-10	N	L	70-73
2010-11	A	L	56-63
2010-11	H	L	72-86
2010-11	N	L	61-85
2011-12	A	W	80-75
2011-12	H	W	70-62
2012-13	H	W	74-67
2012-13	A	W	62-59

Hawai'i (0-2)
1997-98 A L 67-86
2001-02 A L 52-76

Howard (36-9)
1967-68 A W 90-79
1967-68 H W 87-77
1967-68 N W 80-74
1969-70 H W 111-103
1969-70 A W 104-102
1970-71 H W 85-68
1970-71 A W-OT 85-84
1974-75 A W 72-71
1974-75 H W 90-66
1975-76 A W 85-76
1975-76 H W 83-67
1976-77 H L 73-78
1976-77 A W-OT 92-89
1977-78 A L 69-79
1978-79 H L-2OT 84-85
1997-98 A L 66-69
1998-99 A W 86-69
1998-99 H W 99-84
1999-00 H W 97-85
1999-00 A W 91-88
2000-01 H W 76-69
2000-01 A W 90-86
2001-02 H W-OT 87-84
2001-02 A L 63-73
2002-03 A W 73-68
2002-03 H L-OT 78-88
2003-04 A L 53-54
2003-04 H W 63-48
2004-05 A W 64-54
2004-05 H W 59-49
2005-06 H W 82-79
2005-06 A W 65-64
2006-07 H W 69-68
2007-08 H W 59-44
2007-08 A W 54-52
2008-09 A L 62-68
2008-09 H W 85-71
2009-10 H L 77-82
2009-10 A W 72-52
2010-11 A W 63-53
2010-11 H W 76-68
2010-11 N W 68-53
2011-12 H W 68-48
2011-12 N W 71-61
2012-13 A W 54-49

Hunter College (1-0)
1975-76 H W 100-50

Illinois (0-1)
2012-13 A L 54-64

Illinois-Chicago
See UIC

Illinois State (0-2)
2009-10 A L 66-79
2011-12 A L 36-68

Iona (0-3)
2009-10 A L 68-80
2010-11 H L 64-73
2012-13 A L 72-100

Iowa State (0-1)
2006-07 A L 49-57

Jacksonville State (2-2)
2007-08 A W 76-72
2008-09 H L 61-80
2009-10 A L 78-95
2010-11 H W 70-53

James Madison (0-2)
1997-98 A L 69-91
2009-10 A L 64-72

Johnson C. Smith (33-11)
1963-64 N L 83-96
1966-67 N L 66-70
1968-69 H W 105-86
1968-69 A W 111-99
1971-72 H W 123-112
1971-72 N W 75-71
1972-73 A W 107-89
1972-73 N W 82-81
1973-74 H W 86-79
1973-74 N W 74-65
1974-75 A W 101-79
1974-75 N W 93-80
1975-76 H W 86-85
1975-76 N W 101-82
1976-77 A W 86-84
1976-77 N W 82-68
1977-78 H W 98-86
1978-79 A W 73-69
1979-80 H W 99-73
1980-81 A L 90-93
1981-82 H L 73-80
1981-82 N L 62-81
1982-83 A W 79-77
1983-84 H W 78-52
1984-85 A L 73-76
1984-85 N W 73-56
1985-86 H W 93-71
1986-87 A W 73-55
1986-87 N W 81-76
1987-88 H W 80-66
1987-88 N W 65-62
1988-89 A W 84-76
1989-90 H W 67-51
1990-91 A L 77-82
1991-92 A L 67-83
1991-92 N L 52-57
1991-92 N L 76-82
1992-93 A L 71-82
1993-94 H W 94-69
1993-94 N W 72-60
1994-95 A W 84-79
1994-95 N W 89-61
1995-96 H W 74-60
1996-97 A W 86-49

Kent State (0-1)
2009-10 A L 66-84

Kentucky State (1-1)
1979-80 H W 69-68
1979-80 A L-OT 73-80

Kentucky Wesleyan (0-1)
1986-87 H L 74-80

Kittrell College (8-2)
1956-57 W 96-65
1956-57 W 74-56
1957-58 W 82-67
1957-58 W 73-71
1958-59 W 103-68
1958-59 W 96-60
1959-60 L 59-86
1959-60 L 74-75
1960-61 W 92-74
1960-61 W 103-74

Knoxville College (3-0)
1993-94 H W 100-74
1995-96 A W 84-75
1995-96 H W 115-65

Lane College (1-0)
1993-94 H W 90-73

LeMoyn College (0-1)
1990-91 N L 80-100

Lemoyne-Owen College (0-1)
1972-73 N L 87-89

Liberty (Baptist) (2-1)
1981-82 H L-OT 66-68
1997-98 A W 70-68
1998-99 H W 97-76

Lincoln (Mo.) (1-0)
1987-88 N W 78-64

Lincoln (Pa.) (2-0)
1970-71 H W 95-86
1988-89 H W 100-60

Little Creek (2-1)
1955-56 L 67-80
1958-59 W 86-64
1958-59 W 79-72

Livingstone (59-5)
1953-54 H W 81-71
1953-54 A W 67-65
1954-55 W 114-90
1954-55 W 105-101
1955-56 W 89-63
1955-56 W 100-79
1956-57 W 81-64
1956-57 W 89-72
1957-58 W 95-69
1957-58 W 77-70
1957-58 N W 69-60
1958-59 L 64-78
1958-59 L 71-81
1958-59 N W 86-57
1959-60 W 101-89
1959-60 W 84-75
1959-60 N W 78-62
1960-61 W 109-65
1960-61 W 74-72
1960-61 N W 89-73
1961-62 W 98-76
1961-62 L 65-78
1962-63 W 92-82
1962-63 W 79-58
1963-64 W 101-61
1963-64 W 65-57
1964-65 H W 99-46
1964-65 A W 97-56
1965-66 H W 112-70

ALL-TIME OPPONENTS

1965-66	A	W	117-97
1971-72	A	W	120-89
1972-73	H	W	115-88
1973-74	A	L	67-75
1974-75	H	W	111-65
1975-76	A	W	116-71
1976-77	H	W	94-51
1977-78	A	W	83-79
1977-78	N	W	81-61
1978-79	H	W	81-58
1979-80	A	W	85-73
1980-81	H	W	105-79
1981-82	A	W	86-73
1982-83	H	W	86-80
1982-83	N	W	92-62
1983-84	A	W	87-72
1984-85	H	W	89-72
1985-86	A	W	71-53
1986-87	H	W	101-73
1987-88	A	W	89-75
1987-88	N	W	80-73
1988-89	H	W	69-64
1988-89	N	W	86-47
1989-90	A	W	71-57
1989-90	N	W	89-69
1990-91	H	W	78-61
1991-92	H	W	57-47
1992-93	H	L	67-75
1992-93	N	W	85-66
1993-94	A	W	100-61
1993-94	N	W	77-55
1994-95	H	W	93-73
1994-95	N	W	84-71
1995-96	A	W	80-71
1996-97	H	W	72-56

Long Beach State (1-0)

1997-98	A	W	72-53
---------	---	---	-------

Long Island (1-2)

2003-04	N	L	68-72
2010-11	A	L	64-87
2011-12	H	W	73-62

Longwood (5-2)

1989-90	N	W	67-57
1993-94	N	W	61-59
2006-07	H	L	54-65
2007-08	A	L	67-80
2008-09	A	W	81-74
2011-12	H	W	66-52
2012-13	A	W	78-66

Loyola (Md.) (0-1)

2012-13	N	L	49-65
---------	---	---	-------

LSU (0-1)

2000-01	A	L	62-90
---------	---	---	-------

Lynchburg Y (1-0)

1955-56		W	91-90
---------	--	---	-------

Maine (2-2)

2000-01	A	L	62-71
2001-02	H	W-OT	84-81
2009-10	H	W	72-71
2010-11	A	L	54-74

Marquette (0-2)

2011-12	A	L	68-99
2011-12	N	L	57-59

Maryland (0-2)

2000-01	A	L	79-123
2001-02	A	L	69-92

Maryland Eastern Shore (Maryland State) (39-16)

1953-54	A	L	37-81
1953-54	H	L	58-86

1961-62	L	60-66	
1961-62	L	71-85	
1962-63	L	64-89	
1962-63	W	97-83	
1963-64	L	75-79	
1963-64	L	68-78	
1963-64	N	W	95-85
1964-65	H	W	130-97
1964-65	A	L	54-55
1964-65	N	W	80-79
1965-66	H	W	117-69
1965-66	A	W	63-53
1965-66	N	W	125-100
1966-67	H	W	106-91
1966-67	A	W	102-101
1967-68	H	W	140-105
1967-68	A	W	93-86
1968-69	A	W	116-111
1968-69	H	L	99-100
1969-70	H	L	105-126
1969-70	A	L	101-128
1970-71	A	W	112-93
1970-71	H	W	90-82
1980-81	H	W	107-88
1989-99	H	W	72-63
1989-99	A	L	89-99
1999-00	A	W	68-65
1999-00	H	W	102-86
2000-01	A	L	65-69
2000-01	H	W	81-76
2001-02	H	L-OT	88-95
2001-02	A	W-OT	70-68
2002-03	A	W	78-51
2002-03	H	W	80-63
2003-04	H	W	67-54
2003-04	A	W	63-57
2004-05	H	W	74-56
2004-05	A	W	68-52
2005-06	H	W	74-62
2005-06	A	W	67-59
2005-06	N	W	73-71
2006-07	A	W	74-62
2006-07	N	W	81-70
2007-08	A	W	84-65
2007-08	H	W	68-61
2008-09	H	W	79-70
2008-09	A	L	81-83
2009-10	H	W	64-62
2010-11	A	L	84-88
2011-12	H	W	78-72
2011-12	A	W	72-60
2012-13	A	W	63-58
2012-13	H	W	85-63

Marymount College (0-1)

1978-79	N	L	77-87
---------	---	---	-------

McNeese State (1-1)

1997-98	H	L	74-82
1998-99	A	W	86-82

Merrimack College (1-0)

1994-95	N	W	97-70
---------	---	---	-------

Miami (0-1)

2004-05	A	L	58-76
---------	---	---	-------

Michigan (0-1)

2008-09	A	L	49-83
---------	---	---	-------

Middle Tennessee State (0-1)

2008-09	N	L	56-77
---------	---	---	-------

Midwestern State (0-1)

1974-75	N	L	87-90
---------	---	---	-------

Millersville (1-0)

1996-97	N	W	73-54
---------	---	---	-------

Miner Teachers (3-2)

1953-54	H	W	58-55
1953-54	A	L	58-60
1953-54	N	W	68-57
1954-55	W	77-56	
1954-55	L	65-66	

Missouri (1-0)

2011-12	N	W	86-84
---------	---	---	-------

Missouri S&T (Rolla) (1-0)

1974-75	A	W	87-74
---------	---	---	-------

Missouri State (Southwest Missouri State) (0-2)

1974-75	A	L	67-93
2008-09	A	L	66-75

Morehead State (0-2)

2011-12	H	L	69-75
2012-13	A	L	67-73

Morehouse (2-1)

1986-87	N	W	97-85
1991-92	N	L	98-103
1994-95	H	W	84-66

Morgan State (32-11)

1959-60	H	L	68-70
1963-64	H	W	106-85
1965-66	H	W	115-75
1966-67	H	W	107-79
1969-70	H	W	102-87
1969-70	A	W	106-99
1970-71	H	W	110-77
1970-71	A	W	88-80
1973-74	A	L	80-88
1973-74	H	W	74-61
1974-75	A	W	86-64
1975-76	H	L	76-77
1980-81	H	W	64-62
1980-81	A	W	78-70
1981-82	H	W	89-68
1981-82	H	W	91-70
1982-83	H	W	85-73
1983-84	A	W	72-61
1989-99	H	W-OT	86-84
1999-00	A	W	78-70
2000-01	A	W	83-77
2000-01	H	W	84-73
2001-02	A	W	79-66
2001-02	H	W	74-69
2002-03	H	W	66-63
2002-03	A	L	60-63
2003-04	H	W	68-65
2004-05	A	L	51-55
2005-06	A	W	81-53
2005-06	H	L	59-63
2006-07	H	W	68-54
2006-07	A	L	61-71
2007-08	H	W	71-69
2008-09	A	L	70-74
2008-09	N	L	69-83
2009-10	H	L-OT	94-100
2009-10	A	L-2OT	87-88
2010-11	A	W	76-74
2010-11	H	W	69-63
2011-12	A	W-2OT	90-80
2011-12	H	W	76-59
2012-13	H	W	73-71
2012-13	A	W	64-59

Morris Brown (6-0)

1979-80	H	W	102-86
1979-80	A	W	86-76
1985-86	N	W	74-59
1985-86	H	W	84-63
1991-92	N	W	96-82
1993-94	N	W-OT	93-86

Morristown College (9-1)

1953-54	N	W	67-60
1956-57	W	146-106	
1957-58	W	61-48	
1957-58	W	78-48	
1958-59	W	70-57	
1958-59	W	92-62	
1959-60	W	91-81	
1959-60	L	80-84	
1960-61	W	95-55	
1960-61	W	95-67	

Mount St. Mary's (2-1)

1968-69	H	L	80-95
1985-86	A	W	78-75
1986-87	H	W	70-66

Naval Air Station (1-0)

1961-62	W	73-66
---------	---	-------

Naval Base (2-0)

1956-57	W	60-54
1956-57	W	70-66

Naval Base Tars (0-2)

1957-58	L	57-62
1957-58	L	60-69

Naval Flyers (3-1)

1956-57	W	75-66
1956-57	W	98-94
1957-58	L	57-62
1957-58	W	72-54

Navy (2-0)

2011-12	A	W	71-65
2012-13	H	W	74-68

Nebraska (0-1)

2007-08	A	L	48-83
---------	---	---	-------

Nevada (0-1)

2005-06	A	L	46-56
---------	---	---	-------

New Hampshire (0-1)

1996-97	N	L	64-81
---------	---	---	-------

New Haven (1-0)

1993-94	N	W	82-68
---------	---	---	-------

New Mexico State (0-1)

2006-07	A	L	84-107
---------	---	---	--------

New Orleans (0-3)

1999-00	A	L	60-80
2000-01	A	L	56-83
2001-02	A	L	54-61

Niagara (0-1)

2009-10	N	L	69-80
---------	---	---	-------

North Alabama (0-1)

1987-88	N	L	76-87
---------	---	---	-------

North Carolina A&T (22-20)

1962-63	L	71-78	
1962-63	L	66-81	
1963-64	W	85-78	
1963-64	L	50-51	
1964-65	N	W	100-87
1967-68	N	W-3OT	134-132
1970-71	N	W	100-86
1971-72	A	L	89-93
1972-73	H	L	85-92
1976-77</			

ALL-TIME OPPONENTS

2000-01	A	L	72-75
2000-01	H	L	71-76
2001-02	A	W-OT	74-73
2001-02	H	L	68-71
2002-03	A	W	83-60
2002-03	H	L	54-61
2002-03	N	W	76-55
2003-04	H	W	61-58
2003-04	A	L	57-59
2003-04	N	W	58-43
2004-05	A	W	69-62
2004-05	H	W	56-51
2005-06	H	W	55-43
2005-06	A	W	75-60
2006-07	A	L	60-80
2006-07	H	L-2OT	99-104
2006-07	N	L	66-81
2007-08	H	W	82-76
2007-08	A	L	70-72
2008-09	A	L	66-93
2008-09	H	W	74-61
2009-10	H	L-OT	84-93
2009-10	A	W	67-66
2010-11	A	L-OT	81-89
2010-11	H	W	75-57
2011-12	A	W	72-65
2012-13	H	W	55-48

North Carolina Central (27-8)

1963-64	N	W	95-86
1969-70	A	W	108-84
1970-71	H	W	112-89
1970-71	N	W	83-82
1975-76	N	W	104-94
1976-77	H	W	92-65
1977-78	H	W	98-70
1978-79	H	W	69-60
1980-81	A	W	81-77
1981-82	H	W	86-56
1982-83	A	W	99-91
1983-84	H	W	96-67
1984-85	A	W	89-44
1984-85	N	W	97-64
1985-86	H	W	80-46
1986-87	A	W	70-52
1987-88	H	L	56-57
1987-88	N	W	53-50
1988-89	A	L	50-60
1988-89	N	L	49-62
1988-89	N	L	64-67
1989-90	H	W-2OT	58-57
1989-90	N	W	59-56
1990-91	A	W	69-48
1990-91	N	W	95-84
1991-92	H	W	72-65
1992-93	A	L	67-75
1993-94	H	L	73-75
1994-95	A	W	77-69
1995-96	H	W	84-66
1995-96	N	W	80-67
1996-97	A	L	74-76
2007-08	H	W	87-83
2010-11	H	W	74-71
2010-11	A	L	72-82

North Carolina State (0-2)

1997-98	A	L	63-81
2012-13	A	L	62-84

North Texas (0-1)

1996-97	N	L	58-66
---------	---	---	-------

Oceana (1-1)

1955-56	L	71-86
1955-56	W	80-65

Ohio (0-1)

2010-11	A	L	56-92
---------	---	---	-------

Ohio State (0-1)

2005-06	A	L	59-92
---------	---	---	-------

Oklahoma (0-1)

2006-07	A	L	36-99
---------	---	---	-------

Old Dominion (6-11)

1965-66	N	L	82-86
1968-69	H	W	113-102
1969-70	A	W	123-112
1970-71	N	L	90-97
1970-71	A	L	97-102
1970-71	A	L	97-102
1971-72	N	W	122-119
1971-72	N	L-OT	101-105
1972-73	N	W	88-74
1972-73	N	L	96-97
1973-74	A	W	89-76
1978-79	N	L	81-94
1979-80	N	L	57-60
1980-81	N	L	63-80
1981-82	N	L	61-76
1999-00	A	W	67-64
2000-01	H	L	62-69

Paul Quinn College (1-0)

1991-92	N	W	100-93
---------	---	---	--------

Pembroke State (1-1)

1972-73	H	L	84-90
1974-75	H	W	63-43

Pepperdine (0-1)

1997-98	A	L	57-99
---------	---	---	-------

Pittsburgh (0-2)

1999-00	A	L	78-102
2002-03	A	L	51-96

Prairie View A&M (0-1)

2007-08	A	L	71-76
---------	---	---	-------

Radford (2-2)

1979-80	H	W	72-63
1980-81	H	W	95-71
1997-98	A	L	81-100
1998-99	H	L	80-85

Randolph College (1-0)

2011-12	H	W	63-43
---------	---	---	-------

Randolph-Macon (1-0)

1973-74	N	W	74-72
---------	---	---	-------

Rhode Island (1-0)

2012-13	A	W	67-55
---------	---	---	-------

Richmond (1-1)

2002-03	A	L	38-67
2007-08	A	W	72-69

Roanoke College (2-1)

1970-71	N	W	97-77
1973-74	A	L	83-86
1973-74	N	W	84-75

Rutgers (0-2)

2004-05	A	L	58-63
2010-11	A	L	59-83

Rutgers-Camden (5-2)

1975-76	A	W	71-64
1976-77	H	W	104-93
1977-78	A	L	64-72
1978-79	H	W	94-73
1979-80	A	W	108-80
1980-81	H	W	75-66
1981-82	A	L	77-81

Sacred Heart (0-1)

1985-86	H	L	74-84
---------	---	---	-------

Saint Francis (Pa.) (0-2)

1997-98	H	L	45-70
1997-98	A	L	58-59

Saint Joseph's (0-1)

2010-11	A	L	65-70
---------	---	---	-------

Saint Michael's College (1-0)

1993-94	A	W	84-52
---------	---	---	-------

Sam Houston State (0-1)

2001-02	N	L	71-90
---------	---	---	-------

San Diego State (0-2)

2000-01	A	L	69-79
2001-02	A	L	71-78

Savannah State (4-3)

1958-59	L	67-70	
1959-60	L	77-102	
1960-61	L	68-85	
2004-05	H	W	76-49
2004-05	A	W	81-50
2011-12	H	W	60-58
2012-13	A	W	55-45

Seton Hall (0-2)

2000-01	A	L	87-97
2012-13	A	L	65-78

Shaw (30-7)

1961-62	W	72-67	
1961-62	L	61-64	
1962-63	W	93-64	
1962-63	L	89-95	
1970-71	N	W	74-68
1971-72	A	L	84-86
1971-72	N	W	108-97
1972-73	H	W	95-75
1973-74	A	L-OT	99-101
1973-74	N	W	86-61
1974-75	H	W	82-73
1975-76	A	L	78-85
1976-77	H	W	94-75
1977-78	A	W	67-63
1978-79	H	W	120-62
1979-80	A	W	47-46
1980-81	H	W	78-67
1981-82	A	L-2OT	75-80
1982-83	H	L	79-85
1983-84	A	W	74-53
1984-85	H	W	87-73
1985-86	A	W	49-47
1986-87	H	W	134-90
1987-88	N	W	75-54
1987-88	H	W	81-51
1987-88	A	W	78-68
1988-89	H	W	91-71
1989-90	A	W	83-76
1990-91	H	W	77-62
1991-92	A	W	81-70
1992-93	H	W	94-64
1993-94	A	W	96-84
1994-95	H	W	84-68
1994-95	N	W	83-62
1995-96	A	W	65-52
1996-97	H	W	76-69
1996-97	N	W	101-79

South Alabama (0-1)

1999-00	A	L	75-93
---------	---	---	-------

South Carolina Area Trade (17-0)

1954-55	W	78-49	
1954-55	W	91-62	
1954-55	N	W	88-44
1955-56	W	94-57	

1955-56	N	W	92-50
1956-57	W	84-80	
1956-57	W	73-67	
1957-58	W	100-57	
1957-58	W	70-69	
1958-59	W	76-68	
1958-59	W	73-63	
1958-59	N	W	73-57
1959-60	W	69-57	
1959-60	W	95-62	
1959-60	N	W	88-83
1960-61	W	92-56	
1960-61	W	109-48	

South Carolina State (16-16)

1997-98	H	L	59-71
1997-98	A	L	57-74
1998-99	H	W	79-72
1998-99	A	L	72-73
1999-00	H	L	79-84
1999-00	A	W	63-60
2000-01	A	L	63-71
2000-01	H	W	71-66
2001-02	A	L	51-75
2001-02	H	L	82-86
2002-03	A	L	64-76
2002-03	H	W	63-61
2003-04	H	W	67-56
2003-04	A	W	88-74
2004-05	A	W	55-52
2004-05	H	L	59-70
2004-05	N	L	59-76
2005-06	H	L	44-56
2005-06	A	L	52-72
2006-07	A	W	62-56
2006-07	H	W	70-65
2007-08	H	W	97-71
2007-08	A	L	86-97
2008-09	A	W	68-62
2008-09	H	L	66-76
2008-09	N	W	74-71
2009-10	A	L	82-97
2009-10	H	W	82-62
2010-11	H	W	84-61
2010-11	A	L	62-64
2011-12	H	W	82-67
2012-13	A	W	78-72

South Florida (0-1)

2006-07	N	L	56-87
---------	---	---	-------

Southeast Missouri State (0-2)

1996-97	A	L	63-68
2009-10	N	L	54-75

Southern (1-1)

1965-66	N	W	104-74
1977-78	A	L	92-98

Southern Indiana (0-1)

1994-95	N	L	81-89
---------	---	---	-------

Southwest Missouri State

See Missouri State

St. Augustine's (30-8)

1971-72	H	W	115-98
1972-73	A	W	116-89
1972-73	N	W	97-67
1973-74	H	W	91-76
1974-75	A	W	118-81
1975-76	N	W	92-76
1975-76	H	W	99-82
1975-76	N	W	68-64
1976-77	A	L-OT	97-102

ALL-TIME OPPONENTS

1980-81	A	W	80-69
1980-81	N	L	77-80
1981-82	H	W	62-60
1982-83	A	L	81-98
1982-83	N	W	75-74
1983-84	H	W	88-74
1983-84	N	W	68-64
1984-85	A	W	86-83
1985-86	H	W	82-70
1986-87	A	W	89-70
1986-87	N	W	91-77
1987-88	H	W	84-77
1988-89	A	W	104-78
1988-89	N	W	76-56
1989-90	H	W	82-71
1990-91	A	W	83-77
1991-92	H	W	74-63
1992-93	N	W	95-75
1992-93	A	W	80-63
1993-94	H	W	102-81
1994-95	A	W	82-63
1995-96	H	L	80-87
1996-97	A	L	70-72
1996-97	N	L	65-67

St. Bonaventure (0-1)

2009-10	N	L	71-98
---------	---	---	-------

St. Francis (N.Y.) (2-0)

2011-12	A	W	84-74
2012-13	H	W	85-79

St. John Fisher (1-0)

1978-79	N	W	64-57
---------	---	---	-------

St. Paul's (70-13)

1955-56	L	65-69	
1955-56	L	59-60	
1955-56	W	75-48	
1956-57	W	78-68	
1956-57	L	56-57	
1960-61	W	89-85	
1960-61	W	100-65	
1961-62	W	95-74	
1961-62	L	65-132	
1962-63	W	88-72	
1962-63	W	91-58	
1963-64	W	109-86	
1963-64	W	94-63	
1964-65	H	W	102-69
1964-65	A	W	121-110
1965-66	H	W	110-93
1965-66	A	W	108-92
1966-67	A	W	95-87
1966-67	H	W	103-78
1967-68	A	W	146-108
1967-68	H	W	123-74
1968-69	A	W	102-98
1968-69	H	W	121-106
1969-70	H	W	122-93
1969-70	A	W	115-102
1969-70	H	W	119-109
1970-71	A	W	104-85
1970-71	H	W	118-80
1971-72	A	W	101-78
1971-72	H	W	104-74
1972-73	H	W	111-77
1972-73	A	W	111-101
1973-74	A	W	91-68
1973-74	H	W	94-83
1974-75	A	L	79-83
1974-75	H	W	103-87
1975-76	A	L	82-84
1975-76	H	W	96-81
1976-77	H	W	86-81
1976-77	A	W	108-99
1977-78	A	W	65-58
1977-78	H	W	92-74
1978-79	H	W	109-89
1978-79	A	W	104-82

1978-79	H	W	86-68
1979-80	A	L	87-106
1979-90	H	W	89-81
1980-81	H	W	91-73
1980-81	A	L	112-125
1980-81	H	L	88-92
1981-82	H	L	71-72
1981-82	A	W	76-64
1982-83	H	W	79-73
1982-83	A	W	83-65
1983-84	A	W	64-63
1983-84	H	W	85-69
1984-85	H	W	81-69
1984-85	A	W	86-72
1985-86	H	W	92-66
1985-86	A	W	90-78
1986-87	A	W	69-60
1986-87	H	W	87-59
1987-88	H	W	79-58
1987-88	A	W-OT	75-74
1988-89	A	W	79-71
1988-89	H	W	71-59
1989-90	H	W	69-67
1989-90	A	W	71-54
1990-91	A	L	76-82
1990-91	H	L	80-83
1991-92	H	W	76-59
1991-92	A	W	90-63
1992-93	A	W	88-76
1992-93	H	W	97-78
1992-93	N	W	79-63
1993-94	H	W	97-59
1993-94	A	W	97-92
1994-95	A	W	84-76
1994-95	H	W	86-71
1995-96	H	W	80-65
1995-96	A	W	97-77
1996-97	H	L	63-66
1996-97	A	W	57-44

Stockton College (1-0)

1986-87	A	W	74-66
---------	---	---	-------

Storer College (3-1)

1953-54	H	W	84-65
1953-54	A	L	58-63
1954-55	W	66-61	
1954-55	W	64-60	

Suffolk Comets (1-0)

1953-54	H	W	78-68
---------	---	---	-------

Suffolk Warriors (2-0)

1953-54	A	W	66-56
1953-54	H	W	92-32

Tampa (0-1)

1987-88	N	L	68-71
---------	---	---	-------

TCU (1-0)

2011-12	N	W	66-53
---------	---	---	-------

Tennessee State (2-0)

1967-68	A	W	115-104
1967-68	H	W	136-117

Texas A&M-Corpus Christi (0-1)

2006-07	N	L	82-98
---------	---	---	-------

Texas-El Paso (0-1)

2009-10	A	L	56-93
---------	---	---	-------

Toledo (1-0)

2011-12	A	W	72-70
---------	---	---	-------

Tougaloo College (1-0)

1972-73	N	W	96-70
---------	---	---	-------

Towson (2-2)

2002-03	A	L	50-53
---------	---	---	-------

2003-04	H	W	54-50
2004-05	A	L	58-69
2005-06	H	W	78-49

Troy State (1-0)

1998-99	N	W	106-93
---------	---	---	--------

Tulane (0-1)

2001-02	A	L	67-89
---------	---	---	-------

Tuskegee (1-0)

1983-84	N	W	89-76
---------	---	---	-------

UAB (Alabama-Birmingham) (0-1)

1997-98	A	L	74-103
---------	---	---	--------

UC Irvine (0-1)

2008-09	N	L	51-64
---------	---	---	-------

UIC (Illinois-Chicago) (0-1)

1999-00	A	L	69-89
---------	---	---	-------

UMass Lowell (0-1)

1994-95	A	L	65-72
---------	---	---	-------

UMBC (1-0)

2012-13	H	W	83-66
---------	---	---	-------

UMKC (1-2)

2002-03	H	W	61-60
2003-04	A	L	56-80
2012-13	N	L	57-63

UNC Greensboro (1-3)

1999-00	A	L	74-80
2000-01	H	L	70-82
2001-02	A	L	69-84
2002-03	H	W	75-70

UNLV (0-1)

2006-07	A	L	56-103
---------	---	---	--------

Upper Iowa (1-0)

1965-66	N	W	132-97
---------	---	---	--------

USS Boston (1-0)

1957-58	W	77-60
---------	---	-------

Utah State (0-1)

1998-99	A	L	71-84
---------	---	---	-------

Utah Valley (0-1)

2008-09	N	L	68-75
---------	---	---	-------

Valparaiso (0-2)

1998-99	H	L	69-104
1998-99	A	L	59-79

Virginia (0-2)

2010-11	A	L	49-50
2012-13	A	L	56-67

Virginia Commonwealth (1-4)

1971-72	A	W	109-97
1972-73	H	L	91-92
1977-78	A	L	67-77
1997-98	A	L	59-70
1998-99	A	L	94-104

Virginia Military Institute (1-0)

2002-03	N	W	70-69
---------	---	---	-------

Virginia Seminary (4-2)

1953-54	A	W	67-44
1953-54	H	W	67-58
1953-54	N	L	51-61
1954-55	L	49-58	
1954-55	W	70-60	
1954-55	N	W	56-54

Virginia State (64-17)

1957-58	L	63-71	
1961-62	H	L	63-81
1962-63	N	L-OT	83-86
1963-64	W	98-71	
1963-64	L	91-92	
1964-65	H	W	111-72
1964-65	A	W	113-85
1965-66	H	W	88-68
1965-66	A	W	90-73
1966-67	H	W	112-78
1966-67	A	W	61-54
1967-68	H	W	101-66
1967-68	A	W	82-77
1968-69	H	W	115-100
1968-69	A	W	127-102
1969-70	A	W	113-83
1970-71	H	W	111-89
1970-71	A	W	111-93
1971-72	A	W	107-87
1971-72	H	W	91-76
1972-73	N	L	72-83
1972-73	H	W	88-81
1972-73	A	W	71-70
1973-74	A	L	69-74
1973-74	H	W	106-92
1974-75	H	W	84-79
1974-75	A	W	97-79
1975-76	A	L	73-82
1975-76	H	W	91-86
1975-76	H	W	108-93
1976-77	A	L	57-59
1976-77	H	W-OT	105-103
1977-78	H	W	91-83
1977-78	A	W	71-67
1978-79	H	L	88-93
1978-79	A	W	88-80
1978-79	H	W	103-89
1979-80	H	W	100-76
1979-80	A	W	81-69
1979-80	H	W	82-61
1980-81	H	W	98-85
1980-81	A	W	99-72
1981-82	A	W-OT	94-92
1981-82	H	L	61-62
1982-83	A	W	97-94
1982-83	H	L	79-84
1983-84	H	W	74-64
1983-84	A	W	94-74
1984-85	A	W	66-42
1984-85	H	W	63-61
1985-86	A	W-OT	68-66
1985-86	H	W	63-61
1985-86	N	W	89-76
1986-87	H	W	82-63
1986-87	A	W	66-57
1987-88	A	W	69-65
1987-88	H	W	69-62
1987-88	N	L	72-75
1988-89	H	W	81-69
1988-89	A	W-OT	81-79
1989-90	A	W	86-69
1989-90	H	W	92-73
1990-91	H	W	58-55
1990-91	A	W	76-70
1991-92	A	L	85-92
1991-92	H	W	76-71
1992-93	A	W	67-65
1992-93	A	W	93-76
1992-93	H	L	85-87
1993-94	H	W	96-59
1993-94	A	W-OT	101-96
1994-95	A	L-OT	87-89

ALL-TIME OPPONENTS

1996-97 A W 77-67
1997-98 H L 67-75

Virginia Tech (0-1)

2011-12 A L 60-73

Virginia Union (61-42)

1958-59 L 73-89
1960-61 H L 69-72
1961-62 H W 111-74
1961-62 W 86-69
1961-62 L 58-79
1962-63 W 66-55
1962-63 H W 78-76
1962-63 L 59-69
1962-63 W 60-54
1963-64 W 76-55
1963-64 W 49-41
1964-65 H W 109-81
1964-65 H W 110-96
1964-65 A W 85-82
1965-66 A W 107-91
1965-66 H W 111-96
1966-67 H W 112-77
1966-67 A W 109-85
1966-67 H W 76-72
1967-68 H W 107-95
1967-68 A W 76-73
1967-68 H W 103-93
1968-69 A W 100-82
1968-69 H W 112-86
1968-69 N W 101-64
1969-70 H W 114-105
1969-70 H W 95-91
1969-70 A W 107-98
1969-70 H L 100-103
1970-71 H W 104-97
1970-71 A W 102-79
1970-71 H W 117-101
1971-72 H W 119-106
1971-72 A W 105-92
1972-73 H W 105-91
1972-73 A W 107-105
1973-74 H W 69-68
1973-74 A L 81-87
1973-74 N W 86-77
1974-75 H L 58-59
1974-75 A W-OT 88-82
1975-76 H W 93-74
1975-76 A W 70-59
1976-77 H W 87-86
1976-77 A L 70-86
1976-77 N L 92-106
1977-78 N W 83-81
1977-78 A W 82-74
1977-78 H W 85-76
1978-79 H W 88-78
1978-79 A W 88-76
1978-79 N L 82-89
1979-80 H L 82-95
1979-80 A L 65-80
1979-80 N L 69-72
1980-81 H L 70-80
1980-81 A L 72-75
1981-82 A L 71-75
1981-82 H W 75-62
1982-83 H W 83-75
1982-83 A L 68-78
1983-84 A L-OT 80-81
1983-84 H W 81-75
1983-84 H L 56-58
1984-85 H L 74-77
1984-85 A L 62-73
1984-85 N L 65-67
1985-86 A L 82-89
1985-86 H L 70-75
1985-86 N W 75-71
1985-86 N W 70-60
1986-87 H W 78-69
1986-87 A W 87-75

1986-87 N L 73-79
1987-88 A L 62-71
1987-88 H W 77-64
1988-89 H W 61-56
1988-89 A L 43-65
1989-90 A W 87-86
1989-90 H L 52-60
1989-90 H W 102-93
1990-91 H L 67-71
1990-91 A L 72-85
1990-91 N L 62-88
1991-92 A L 74-81
1991-92 H L 65-68
1992-93 H L-OT 62-64
1992-93 A L 72-78
1992-93 N L 63-71
1993-94 A W 75-71
1993-94 H L 73-86
1993-94 N L 79-93
1993-94 N W 71-69
1994-95 H W 67-60
1994-95 A L 70-73
1994-95 N L 56-61
1994-95 N W 84-66
1995-96 A L 60-76
1995-96 H W-OT 77-74
1995-96 N W-OT 72-70
1996-97 H W 69-68
1997-98 H W 69-62
2003-04 H L 74-87

Voorhees (16-0)

1954-55 W 52-40
1955-56 W 76-71
1955-56 W 87-73
1956-57 W 96-65
1956-57 W 63-51
1956-57 N W 94-84
1957-58 W 83-73
1957-58 W 71-57
1957-58 N W 78-66
1958-59 W 102-70
1958-59 W 109-65
1959-60 W 66-61
1959-60 W 91-69
1960-61 W 113-50
1960-61 W 120-60
1960-61 N W 104-48

Wagner (1-2)

1997-98 A L 50-62
1997-98 H W 75-74
1999-00 N L 67-86

Washburn (0-1)

1993-94 N L 58-69

Washington Adventist (Columbia Union) (2-0)

1995-96 A W 76-55
1996-97 H W 85-66

West Florida (1-0)

1995-96 N W 71-52

West Virginia State (7-12)

1953-54 H L 57-92
1953-54 A L 70-91
1954-55 L 81-94
1954-55 L 65-85
1955-56 L 81-103
1955-56 W 84-74
1956-57 L 70-71
1956-57 L 73-74
1957-58 W 78-73
1957-58 L 71-80
1958-59 L 58-68
1959-60 L 73-74
1959-60 L 71-74
1960-61 W 72-63

1960-61 L 75-87
1962-63 W 85-71
1983-84 H W 95-71
1990-91 H W 84-72
1991-92 H W 115-80

West Virginia Tech (1-0)

1984-85 N W 94-90

West Virginia Wesleyan (2-0)

1995-96 A W 69-60
1996-97 H W 80-55

Western Illinois (0-2)

2002-03 H L-OT 74-75
2003-04 A L 53-73

Western New England (0-1)

1969-70 A L 111-112

Wilberforce (1-0)

1994-95 N W 81-51

William & Mary (0-2)

1982-83 A L 56-72
2008-09 A L 58-74

William Jewell College (1-0)

1974-75 N W 83-64

Winston-Salem State (45-19)

1953-54 A L 45-64
1964-65 H W 95-87
1964-65 A L 80-110
1964-65 N W 84-82
1965-66 N W 89-79
1965-66 H W 111-102
1965-66 A W 115-91
1965-66 N L 80-87
1966-67 H L 98-107
1966-67 A L-OT 113-117
1967-68 H W 85-78
1967-68 A W 124-99
1968-69 N W 89-88
1969-70 A L 89-105
1969-70 H W 105-100
1969-70 N L 94-97
1970-71 N L 88-89
1970-71 A W 105-100
1971-72 A L 96-110
1971-72 H W 97-83
1972-73 H L 69-78
1972-73 A W-OT 88-86
1973-74 A W 84-78
1973-74 H W 61-60
1974-75 A L 80-82
1974-75 N W 80-78
1975-76 H L 87-88
1975-76 N W-2OT 91-89
1976-77 A W 85-84
1977-78 H L 74-80
1977-78 N W 60-57
1978-79 A W 82-81
1978-79 N W 85-65
1979-80 H L 79-99
1979-80 N W 76-75
1980-81 A W 85-83
1981-82 H W 81-79
1982-83 A W 70-65
1983-84 H W 77-70
1983-84 N W 64-60
1983-84 H W 70-61
1984-85 A W-OT 94-92
1984-85 N W 81-61
1985-86 H W 99-73
1986-87 A W 72-67
1987-88 H W 75-71
1988-89 A W 72-69
1989-90 N W 77-71
1989-90 H W 76-56

1990-91 A L 67-81
1991-92 H W 95-74
1991-92 N W 63-51
1992-93 A W 90-73
1993-94 H W 98-71
1994-95 A W 106-72
1995-96 H W 75-62
1996-97 A W 71-68
2006-07 H L 71-81
2007-08 H W 82-67
2007-08 A L 65-68
2008-09 A W 69-51
2008-09 H L 64-68
2009-10 A L 70-82
2009-10 H W 74-50

Wisconsin (0-1)

2005-06 N L 51-80

Wright State (0-1)

2008-09 A L 43-66

Wyoming (0-2)

1997-98 A L-OT 65-72
2003-04 A L 42-84

Xavier (La.) (2-1)

1976-77 N W 77-64
1977-78 A L 80-89
1978-79 H W 76-75