



Northeastern State University

2012 RiverHawks Football

NSU vs. LINCOLN • Saturday • Nov. 3, 2012
2 p.m. (CT) • Doc Wadley Stadium • Tahlequah, Okla.

THE GAME . . . The *Northeastern State RiverHawks* (2-6, 2-6 MIAA) will put their two-game win streak on the line when they play host to the *Lincoln Blue Tigers* (1-8, 1-8 MIAA) on Senior Day . . . kickoff is set for 2 p.m. (CT) Nov. 3 at Doc Wadley Stadium (8,300) in Tahlequah, Okla. . . NSU's 16 seniors will be honored prior to the contest . . . the game can be heard live on KTLQ 1350 AM in Tahlequah with Scott Pettus and Sean Rowley providing commentary . . . a free audio broadcast can be found at goriverhawksgo.com . . . the game will also be streamed live on America One (b2tv.com, subscription based).

THE MATCHUP . . . This will be the first ever meeting between Northeastern State and Lincoln . . . NSU has won its last two games after losing its first six contests of the 2012 campaign . . . the RiverHawks have now defeated both Central Missouri (24-23) and Southwest Baptist (22-17) . . . the Blue Tigers have dropped their last two contests after snapping a six-game losing streak in a win over Nebraska Kearney (34-27) . . . in its most recent action, Lincoln was defeated at home by Central Oklahoma (56-25) . . . NSU was selected ninth in the preseason MIAA coaches poll, while LU was picked 15th.

THE SENIORS . . . NSU's 16 seniors will be honored prior to playing their final game at Doc Wadley Stadium . . . those seniors are; offensive lineman **Michael Bowie**, wide receiver **Chucky Bryant**, wide receiver **Jahmai Coleman**, deep snapper **Corey Combs**, defensive lineman **Blake Dirteater**, tight end **Ryan Dvorak**, quarterback/holder **Cale Fulps**, wide receiver **Gionni Harris**, offensive lineman **James Harrison**, tight end **Stephen Huckaby**, safety **Terrence Leach**, quarterback **Dallas McCutcheon**, defensive lineman **James McGue**, wide receiver **Jermaine Sherman**, defensive lineman **Alan Stroup**, and fullback **Nick Whitlow**.

THE HEAD COACHES . . . NSU's **KENNY EVANS** (Northeastern State, '82) is in his fifth season as the RiverHawks head coach . . . he collected his first career collegiate coaching victory on Oct. 18, 2008, with a 45-20 triumph over Southwest Baptist . . . he recorded a 3-19 record in his first two years at the school, but he has begun to turn around the program with a combined 15-16 mark over the last two+ years . . . he led NSU to a 6-5 mark in 2010 and a 7-5 record last season, giving the RiverHawks their first back-to-back winning seasons since 1998-00 . . . Evans currently owns a career 18-35 record at NSU, his first stop as a head coach.

He has coached or recruited nine All-Americans, 11 conference players of the year, more than a dozen players who have made it into the National Football League, as well as numerous all-conference selections at seven different colleges . . . before taking the job at NSU, Evans coached linebackers at Louisiana Tech for Derek Dooley in 2008 . . . he was named the National Assistant Coach of the Year in 2005 by the Football Foundation while coaching at the University of North Texas on the staff of Darrell Dickey.

The Warner, Okla., native and Northeastern State graduate began his coaching career at Miami (Okla.) High School in 1981 before joining the college ranks as a graduate assistant coach at the University of Oklahoma for Barry Switzer and the Sooners . . . afterwards, he followed long-time

• continued on page 2

GAME #9

GAME CAPSULE

- **THE GAME:** Northeastern State RiverHawks vs. Lincoln Blue Tigers, Saturday, Nov. 3, 2012, 2 p.m. (CT)
- **THE SITE:** Doc Wadley Stadium (8,300) - Tahlequah, Okla.
- **THE COACHES:** NSU's Kenny Evans (18-35, fifth year); LU's Mike Jones (2-18, second year)
- **RADIO:** KTLQ 1350 AM Tahlequah (Scott Pettus, Sean Rowley); Free audio stream on goriverhawksgo.com
- **BROADCAST:** America One (b2tv.com, subscription based)

NSU RIVERHAWKS (2-6, 2-6 MIAA)

Aug. 30	#1 Pittsburg State*	L, 41-20
Sept. 8	@ Missouri Southern State*	L, 27-21
Sept. 15	@ #9 Washburn*	L, 24-20
Sept. 22	(RV) Emporia State*	L, 30-20
Sept. 29	@ #11 Northwest Missouri State*	L, 66-6
Oct. 6	#5 Missouri Western State*	L, 45-31
Oct. 20	(RV) Central Missouri*	W, 24-23
Oct. 27	@ Southwest Baptist*	W, 22-17
Nov. 3	Lincoln*	2 pm
Nov. 10	@ Central Oklahoma*	1 pm

* MIAA Game

LU BLUE TIGERS (1-8, 1-8 MIAA)

Sept. 1	Lindenwood*	L, 49-28
Sept. 8	@ Truman State*	L, 42-12
Sept. 15	Missouri Southern State*	L, 21-14
Sept. 22	@ Pittsburg State*	L, 59-17
Sept. 29	@ Emporia State*	L, 37-26
Oct. 6	Washburn*	L, 51-18
Oct. 13	Nebraska Kearney*	W, 34-27
Oct. 20	@ Fort Hays State*	L, 28-26
Oct. 27	Central Oklahoma*	L, 56-25
Nov. 3	@ Northeastern State*	2 pm
Nov. 10	@ Southwest Baptist*	1 pm

* MIAA Game



Northeastern State University

2012 RiverHawks Football

• continued from page 1

Sooner offensive coordinator Galen Hall to the University of Florida where he coached wide receivers for the Gators for one year . . . he has also made stops at Southeastern Oklahoma and Missouri Southern as coordinators.

LU's **MIKE JONES** (Missouri, '91) is in his second season with the Blue Tigers . . . he led the Blue Tigers as they rejoined the Mid-America Intercollegiate Athletic Association last season after a 21-year absence, and this season continues his efforts to make LU one of the most competitive teams in the nation's best NCAA Division II football conference . . . Jones currently has a 2-18 record . . . prior to being hired at Lincoln, Jones spent the 2010 season as the linebackers coach at Southern University, which is a Division I historically-black university in Louisiana . . . the Jaguars' defense recorded several solid numbers in 2010, including 26 sacks, eight interceptions and 92 tackles for loss . . . Jones joined the coaching staff at Southern after a tremendously successful six years at Hazelwood East High in St. Louis . . . in 2008, Jones was elevated to the position of head coach at Hazelwood East, and in his first season he led the team to a 12-2 record and the Missouri state championship. Jones finished with an 18-7 overall high school coaching record.

While Jones has had success as a head coach, he is better known as a former player . . . he spent 12 years playing professional football, though none was sweeter than the 1999 season in which he helped the St. Louis Rams win Super Bowl XXXIV over the Tennessee Titans . . . during that game, Jones, a linebacker with the Rams, made a play that has gone down as one of the greatest in Super Bowl history . . . on the final play of that game, with the Titans trailing by seven and on the Rams' 10-yard line, quarterback Steve McNair fired a pass to receiver Kevin Dyson who was running towards the goal line . . . Jones quickly adjusted and tackled Dyson with the ball on the one-yard line, preserving the victory for the Rams, who earned their first Super Bowl title.

Jones attended the University of Missouri, where he was one of the Tigers' starting running backs . . . during his four years at Mizzou he was the Tigers' second-leading rusher, and set a school record with 104 yards in a single quarter. During his junior and senior seasons, Jones was the team's leading scorer . . . he finished his illustrious collegiate career with Missouri records as having the most receptions by a running back in a season (41) and in a career (72), and he was a semi-finalist for the Doak Walker Award, given annually to the country's top running back. Jones was inducted into the Missouri Athletic Hall of Fame in 2001.

SHUTTING DOWN THE RUN . . . The NSU run defense has been sensational over the last two contests . . . the RiverHawks have given up just a combined 63 rushing yards to Central Missouri (22) and Southwest Baptist (41) on 47 carries, for a ridiculous 1.3 yards per rush and only 31.5 yards per game . . . Northeastern State defeated both the Mules and the Bearcats, and the team entered the stretch allowing 238.7 rushing yards per game and 5.1 yards per carry.

• continued on page 3

2012 MIAA Standings (as of Oct. 27, 2012)

Team	MIAA	All
#20 Emporia State	8-1	8-1
#11 Missouri Western	7-1	8-1
#4 Northwest Missouri	7-1	8-1
#25 Washburn	7-2	7-2
#18 Pittsburg State	6-2	6-2
Lindenwood	5-3	6-3
Central Missouri	5-4	5-4
Missouri Southern	4-4	5-4
Fort Hays State	3-5	4-5
Truman State	3-5	4-5
Central Oklahoma	2-6	2-6
Northeastern State	2-6	2-6
Nebraska Kearney	2-7	2-7
Lincoln	1-8	1-8
Southwest Baptist	1-8	1-8

RELEASE INFORMATION

√ Releases are emailed to the media and also available via the official athletic Web site at www.goriverhawksgo.com. Stats are attached as a separate PDF file, or may be obtained via the Web site, or by fax, if you contact the media relations office at 918-444-3930.

INTERVIEW REQUESTS

√ All interview requests for student-athletes, coaches or administrators should be made with the athletic media relations office. Contact Cedrique Flemming, director and football contact, at 918-444-3930.

INJURY INFORMATION

√ Injury information will not be released.

RIVERHAWKS ON THE WEB

√ The official athletics Web site of Northeastern State University is www.goriverhawksgo.com.

RIVERHAWKS ON RADIO

√ The flagship station for NSU football is KTLQ-AM 1350 in Tahlequah. Scott Pettus (play-by-play) and Sean Rowley (color analyst) call the action.

PRESS CONFERENCES

√ NSU will have a press conference prior to each home football game on the Broken Arrow campus during the 2012 season.



Northeastern State University

2012 RiverHawks Football

MEDIA RELATIONS CONTACTS:

NSU RIVERHAWKS

Cedrique Flemming, Football Contact
 (w) 918-444-3930
 (c) 620-450-7711
 (Email) flemming@nsuok.edu

www.goriverhawksgo.com
 Twitter.com/RiverHawkSports
 Facebook.com/RiverHawksGear

LU BLUE TIGERS

Dan Carr, Football Contact
 (w) 573-681-5343
 (Email) carrd@lincolnu.edu

NSU SINCE JOINING DIVISION II

Year	Coach	Record	%
2012	Kenny Evans	2-6	.250
2011	Kenny Evans	7-5	.583
2010	Kenny Evans	6-5	.545
2009	Kenny Evans	2-9	.182
2008	Kenny Evans	1-10	.091
2007	John Horner	3-7	.300
2006	John Horner	4-6	.400
2005	John Horner	2-8	.200
2004	John Horner	0-10	.000
2003	John Horner	3-7	.300
2002	Tom Eckert	4-7	.364
2001	Tom Eckert	5-5	.500
2000	Tom Eckert	9-2	.818
1999	Tom Eckert	10-4	.714
1998	Tom Eckert	8-2	.800

HOME OF CHAMPIONS . . .

Northeastern State has won two national championships in its storied history, both coming at the NAIA level. The RiverHawks (then the Redmen) claimed national titles in both 1958 and 1994. The team has also recorded two undefeated campaigns.

Year	Coach	Record	%
1994	Tom Eckert	11-2	.846
1958	Harold Stratton	11-0	1.000

• continued from page 2

JUMPING ON TOP . . . Northeastern State has scored first in each of its last four games and in five of its last six contests . . . the RiverHawks went ahead 3-0 on a Drew Patton field goal in three of those games (Washburn Sept. 15; Missouri Western State Oct. 6; Southwest Baptist Oct. 27) . . . NSU scored touchdowns against both Northwest Missouri State (Sept. 29) and Central Missouri (Oct. 20) . . . the lone contest in the stretch where NSU did not score first was Sept. 22 against Emporia State, when the Hornets shut out the green and white in the opening half.

SCORING EARLY . . . NSU has scored on its opening possession in five of eight games this season . . . the RiverHawks have scored opening-possession TD's in three games (Pittsburg State, Missouri Southern State, Northwest Missouri State) and field goals in two (Washburn, Southwest Baptist) . . . Northeastern State also scored on its second possession against Missouri Western State (field goal) and its third possession to start the game against Central Missouri (touchdown).

JONES LEADS MIAA IN TACKLES, IS 19TH IN THE NATION . . . Junior linebacker Langston Jones recorded a career-high-tying 16 tackles against Missouri Southern State Sept. 8 . . . seven of his tackles were of the solo variety, while the other nine were assisted . . . he now has a team-leading four games with double-digit tackles this year, and his 220 career stops are good for fourth in NSU's history since joining the NCAA . . . Jones is also leading the MIAA in tackles per game (10.5), and he ranks 19th in the NCAA in that category.

SURPASSING MILESTONES . . . There are currently five RiverHawks who are approaching or have surpassed career milestones . . . senior wideout Jermaine Sherman became just the fourth player to eclipse the 1,000-yard plateau since NSU became an NCAA program in 1998 . . . sophomore Joel Rockmore became just the fifth RiverHawk in the NCAA era to reach 1,000 career rushing yards . . . both members of the team reached their career milestones Oct. 20 against Central Missouri . . . junior cornerback Vernon Jones has nine career interceptions, tying him for the school's NCAA record for most in a career . . . sophomore quarterback Johnny Deaton is second in NSU's NCAA history in passing yards (4,085), total offense (4,382) and passing TD's (32) . . . to tie Kenny Davis for all three of those marks, he needs, respectively, 247 passing yards, 363 total offense yards, and three passing TD's . . . junior linebacker Langston Jones is fourth on NSU's D-II charts with 220 career tackles.

JONES'N FOR A PICK . . . Junior Vernon Jones has five interceptions this season, with all five coming in his last six games . . . he had two INT's Oct. 3 against Missouri Western, and he is second in the MIAA and ninth in the nation in that category . . . Jones has nine picks in two seasons as a member of the RiverHawks, tying him for the school's career NCAA record.

10 TACKLES FOR EVERYBODY . . . The NSU defense has produced seven different players who have recorded double-digit tackles in a game this season . . . leading the way for the RiverHawks is junior linebacker Langston Jones, who has four games with at least 10 tackles . . . junior safety

• continued on page 4



Northeastern State University

2012 RiverHawks Football

• continued from page 3

Victor Johnson and junior linebacker Jack Gray both have three 10-tackle games . . . others with a 10-tackle performance this season are senior safety Terrence Leach, junior safety Victor Williams, sophomore defensive back Cayle Shambaugh and sophomore cornerback Chandler Barr.

SHERMAN HAVING BREAKOUT CAMPAIGN . . . Senior wide receiver Jermaine Sherman is currently in the midst of a banner season . . . he had a career-high 133 yards against Missouri Southern State Sept. 8 . . . he also set his personal record for receptions in a game when he caught nine passes for 63 yards against Emporia State Sept. 22 . . . Sherman scored touchdowns in each of the first four games this season . . . he also had 102 yards receiving against Central Missouri Oct. 20 . . . he currently ranks eighth in the MIAA in receptions per game (4.9) and 10th in receiving yards per game (64.1).

RUNNIN' THE ROCK . . . Sophomore running back Joel Rockmore has rushed for at least 100 yards in five of his last six games, including a career-high 176 yards on just 15 attempts Sept. 15 against Washburn (11.7 average) . . . he was a big reason why the RiverHawks were able to record 251 rushing yards against the No. 9 team in the nation . . . he has also hit the century mark against Emporia State (16-105), Missouri Western (20-131), Central Missouri (25-121), and Southwest Baptist (38-169) . . . he has set his career high for carries in a game in each of his last four games, with his newest mark of 38 coming against the Bearcats . . . Rockmore has also recorded 200 all-purpose yards twice this season, against Washburn (211) and Missouri Western (203) . . . he is averaging 110.3 rushing yards per game, which is good for second in the conference and 26th in the nation . . . he is also averaging 149.9 all-purpose yards per game, good for fifth in the MIAA and 25th in the nation.

WILLIAMS HAS CAREER DAY . . . Junior defensive back Victor Williams had a career-high and team-leading 12 tackles against Northwest Missouri State Sept. 29 . . . he recorded seven solo stops and five assisted tackles against the Bearcats . . . his previous best coming into the season was six tackles in a game, a mark which he has bested twice already this year (he made eight tackles in the season opener against Pittsburg State) . . . Williams has yet to start in a game this season, but he is currently sixth on the team with 35 tackles through seven games played (missed the Washburn game).

TREACHEROUS OPENING SLATE . . . Northeastern State faced the most difficult schedule in the nation to open the 2012 season . . . NSU dropped a 41-20 affair to No. 1 Pittsburg State in the season opener, and the RiverHawks then lost 27-21 on the road against then-undefeated Missouri Southern State . . . North-

NSU in the 2012 NCAA Stats . . .

√ Below are Northeastern State's rankings in the 2012 NCAA statistics . . .

2012 NCAA TEAM LEADERS

(inside top 125)

Rushing Offense.....	77
Passing Offense.....	88
Total Offense.....	95
Rushing Defense.....	120
Pass Efficiency Defense.....	111
Total Defense.....	122
Net Punting.....	107
Kickoff Returns.....	113
Turnover Margin.....	122
Turnovers Gained.....	T-105
Pass Defense.....	98
Tackles for Loss.....	121
Sacks Allowed.....	39

2012 NCAA INDIVIDUAL LEADERS

(inside top 100)

Rushing.....	Joel Rockmore, 25
Total Offense.....	Johnny Deaton, 87
Interceptions.....	Vernon Jones, T-9
Punting.....	Dylan Beers, 62
Kickoff Returns.....	Joel Rockmore, 100
Field Goals.....	Drew Patton, 25
Scoring.....	Joel Rockmore, T-64
All-Purpose Runners.....	Joel Rockmore, 24
Tackles.....	Langston Jones, 19

2012 MIAA Preseason Polls

Team	Coaches	Media
Pittsburg State	1 (12)	1 (24)
Northwest Missouri	2 (2)	2 (11)
Missouri Western	3 (1)	3 (1)
Washburn	4	4
Central Missouri	5	5
Nebraska Kearney	6	6
Emporia State	7	7
Lindenwood	8	8
Northeastern State	9	10
Missouri Southern	10	11
Fort Hays State	11	9
Central Oklahoma	12	14
Southwest Baptist	13	13
Truman State	14	12
Lincoln	15	15

• continued on page 5



Northeastern State University

2012 RiverHawk Football

2012 MIAA Schedule/Results

WEEK #9 RESULTS

Saturday, Oct. 27

- *Missouri Western 57, @ Emporia State 28 (Oct. 25)
- Fort Hays State 41, @ SD School of Mines 27
- *Pittsburg State 20, @ Truman State 6
- ***Northeastern State 22, @ Southwest Baptist 17**
- *Northwest Missouri State 56, @ Washburn 6
- *Nebraska Kearney 24, @ Central Missouri 18
- *Central Oklahoma 56, @ Lincoln 25
- *@ Lindenwood 45, Missouri Southern State 30

WEEK #10

Saturday, Nov. 3

- *Washburn @ Missouri Western State
- *Southwest Baptist @ Central Oklahoma
- ***Lincoln @ Northeastern State**
- *Lindenwood @ Pittsburg State
- *Central Missouri @ Fort Hays State
- *Emporia State @ Northwest Missouri State
- *Truman State @ Missouri Southern State
- Nebraska Kearney @ South Dakota School of Mines

WEEK #11 SCHEDULE

Saturday, Nov. 10

- *Missouri Western State @ Northwest Missouri State
- *Lindenwood @ Truman State
- ***Northeastern State @ Central Oklahoma**
- *Lincoln @ Southwest Baptist
- *Emporia State @ Washburn
- *Pittsburg State @ Missouri Southern State
- *Fort Hays State @ Nebraska Kearney

A WINNING TRADITION . . .

In the 90 years of Northeastern State football, the team has recorded two national championships, seven double-digit winning campaigns and 13 seasons with one loss or less.

Year	Coach	Record	%
1999	Tom Eckert	10-4	.714
1994*	Tom Eckert	11-2	.846
1991	Tom Eckert	10-1	.909
1982	George Elliott	11-1	.917
1980	George Elliott	11-2	.846
1970	Tracy Norwood	8-1-1	.850
1969	Tracy Norwood	9-1	.900
1965	Tracy Norwood	7-1-1	.833
1964	Tracy Norwood	9-1	.900
1963	Tracy Norwood	11-0	1.000
1958*	Harold Stratton	11-0	1.000
1955	Tom Rousey	7-1	.875
1953	Tom Rousey	7-1-1	.833
1952	Ken Due	9-1	.900
1951	Ken Due	9-1	.900
1928	Ray Ballard	4-1-2	.714

* - NAIA National Champions

• continued from page 4

eastern State also fell 24-20 at No. 9 Washburn despite outgaining the Ichabods 423-286 in total offense, and the team fell 30-20 to undefeated Emporia State and 66-6 to No. 11 Northwest Missouri State . . . the 31 points scored against Missouri Western was the most the Griffons had allowed all year (45-31), and NSU defeated Central Missouri 24-23 . . . the RiverHawks have faced six teams that have been ranked in the top 25 in the nation at least once this year in either the AFCA Coaches' Poll or the D2Football.com poll.

TRICKERY . . . Northeastern State has converted two fake punts into first downs this year . . . the RiverHawks had the ball on their own 27-yard line on a fourth and one situation midway through the opening quarter against Emporia State Sept. 22 . . . senior quarterback Dallas McCutcheon, who serves as the up-back in punting situations, received the direct snap from senior Corey Combs, and he scampered free for a 10-yard gain to move the chains . . . NSU would punt four plays later . . . against Northwest Missouri State, Northeastern State found itself at the Bearcat 46 on fourth and three midway through the second quarter . . . Combs' snap this time went to sophomore punter Dylan Beers, and he threw to a wide-open senior fullback Nick Whitlow for a 12-yard gain and a first down . . . NSU would turn the ball over by way of an interception two plays later.

DIXON THE SCORING MACHINE . . . After recording two touchdowns as a freshman in 2011, sophomore running back Terrance Dixon has found the endzone four times through six games this season . . . his two scores against Pittsburg State Aug. 30 were on runs of 46 and 29 yards, respectively . . . he scored on an eight-yard reception and a three-yard run against Missouri Southern State Sept. 8 . . . he has missed two games this season due to injury.

WELCOMED BY THE CHAMPS . . . Northeastern State was welcomed into the MIAA by defending national champion and No. 1-ranked Pittsburg State on August 30 at Doc Wadley Stadium . . . the RiverHawks fell 41-20 to the Gorillas, who were able to amass 562 yards of offense to 386 from NSU . . . Pittsburg State scored on its first drive, but the home team answered midway through the first quarter when sophomore tailback Terrance Dixon broke open a 46-yard run for a touchdown . . . despite turning the ball over five times and allowing an NSU onside kick, the Gorillas scored 24 unanswered points en route to the victory.

2012 CAPTAINS . . . The NSU football team voted on its 2012 captains, and the three members of the team who will be serving as captains throughout the year are junior linebacker Jack Gray, junior safety Victor Johnson and sophomore running back Terrance Dixon.

DIXON HONORED . . . Sophomore running back Terrance Dixon recorded 174 all-purpose yards and scored twice in the season opener against Pittsburg State, and for his efforts he was named the Oklahoma State College Football Player of the Week Sept. 3 . . . he had 14 carries for 128 yards and two receptions for 46 yards, and he also scored TD's on runs of 46 and 29 yards, respectively.

• continued on page 6



Northeastern State University

2012 RiverHawk Football

• continued from page 5

IT'S GOOD TO BE BACK . . . Junior safety Victor Johnson played his first game as a member of the NSU RiverHawks Aug. 30 against Pittsburg State . . . he was a two-year starter at Oklahoma State but has been out of football for nearly two years after being injured in the 2010 season . . . Johnson was a lethal kickoff return man, and he also recorded 52 tackles in 25 career games (four starts) as a member of the Cowboys . . . the first-team academic All-Big 12 member led Northeastern State with 14 tackles in his first game since 2010 . . . through eight games this season, Johnson ranks second on the team with 66 tackles . . . his 8.2 tackles per game ranks ninth in the MIAA.

THE O-LINE . . . NSU's starting offensive line is one of the biggest in Division II college football, and they have started together in six of eight games this year . . . with an average height of 6-foot-4 and an average weight of 278, the RiverHawks front five lead the way for a rushing attack that currently ranks eighth in the MIAA with 152.1 yards per game . . . Northeastern State has produced a 100-yard rusher in six of eight games this year, as Terrance Dixon amassed 128 yards on the ground in the season opener against Pittsburg State, and Joel Rockmore has eclipsed the 100-yard plateau in five of his last six games (career-high 176 at Washburn, 105 against Emporia State, 131 against Missouri Western State, 121 against Central Missouri, 169 at Southwest Baptist) . . . the O-line also yielded just 10 sacks all season, which is 39th in the country . . . the starting offensive line is (from left tackle to right tackle) senior Michael Bowie (6-5, 320), sophomore Chris Webber (6-5, 250), redshirt freshman Ross Dvorak (6-2, 250), sophomore Jonathan Brown (6-2, 290), and sophomore Ethan James (6-5, 280) . . . others who have made one start for NSU are James Harrison (6-7, 280), Trevon Lawson (6-0, 315) and Hudson Baab (6-1, 289).

BLACK JERSEYS . . . NSU will don an alternate black uniform on special occasions throughout the 2012 campaign . . . the jerseys debuted in the RiverHawks' home opener Aug. 30 against Pittsburg State to celebrate the first game for Northeastern State as members of the MIAA . . . the team will also wear the black jerseys with black pants on Senior Day Nov. 3 against Lincoln.

ONSIDE . . . The RiverHawks were the only team in the MIAA to both attempt and recover an onside kick in the opening week of the season . . . NSU scored late in the third quarter on a 30-yard pass from sophomore quarterback Johnny Deaton to senior wide receiver Jermaine Sherman, making the score 31-13 in favor of the visiting Gorillas. . . on the ensuing kickoff, redshirt freshman kicker Daniel Bond squibbed the ball to the sideline . . . the Gorillas were completely caught off guard, as sophomore wide receiver Prince McJunkins was the only player anywhere near the ball . . . he easily hauled in the onside kick, but the home team was unable to take advantage as Deaton was intercepted

2012 MISCELLANEOUS STATS

Big Plays - Plays over 20 Yards

Passing

*69 - Deaton to Sherman, Missouri Southern State
64 - Deaton to Sherman, Central Missouri
52 - Deaton to Coleman, Pittsburg State
*46 - Deaton to Sherman, Washburn
43 - Deaton to Harris, Emporia State
40 - Deaton to Nelson, Missouri Western State
31 - Deaton to Harris, Missouri Western State
*30 - Deaton to Sherman, Pittsburg State
29 - Deaton to Dixon, Pittsburg State
*26 - McCutcheon to Coleman, Missouri Western State
23 - Deaton to Whitlow, Washburn
23 - Deaton to Bryant, Southwest Baptist
22 - Deaton to Harris, Missouri Western State
21 - Deaton to Sherman, Pittsburg State
20 - Deaton to Harris, Southwest Baptist

Rushing

66 - Joel Rockmore, Washburn
63 - Joel Rockmore, Washburn
48 - Joel Rockmore, Southwest Baptist
*46 - Terrance Dixon, Pittsburg State
35 - Joel Rockmore, Missouri Western State
*34 - Johnny Deaton, Central Missouri
*29 - Joel Rockmore, Missouri Western State
*29 - Terrance Dixon, Pittsburg State
28 - Joel Rockmore, Emporia State
28 - Joel Rockmore, Emporia State
27 - Joel Rockmore, Central Missouri
21 - Joel Rockmore, Central Missouri
*20 - Joel Rockmore, Missouri Western State

Returns

52 - Joel Rockmore, Emporia State (KOR)
39 - Zack Simmons, Southwest Baptist (KOR)
36 - Vernon Jones, Emporia State (INT)
28 - Vernon Jones, Washburn (PR)
27 - Vernon Jones, Pittsburg State (KOR)
26 - Vernon Jones, Washburn (KOR)
26 - Joel Rockmore, Pittsburg State (KOR)
26 - Zack Simmons, Southwest Baptist (KOR)
25 - Joel Rockmore, Missouri Western State (KOR)
25 - Joel Rockmore, Central Missouri (KOR)
23 - Prince McJunkins, NW Missouri State (KOR)
22 - Vernon Jones, NW Missouri State (KOR)
22 - Langston Jones, Southwest Baptist (INT)
21 - Prince McJunkins, Missouri Southern State (KOR)
21 - Vernon Jones, Pittsburg State (KOR)
21 - Vernon Jones, Missouri Western State (KOR)
21 - Vernon Jones, Missouri Western State (KOR)
20 - Vernon Jones, NW Missouri State (KOR)
20 - Joel Rockmore, Missouri Western State (KOR)

* touchdown scored on play

IN THE REDZONE . . .

	NSU	Opp
Times Penetrated	20	48
Total Scores	16	39
TDs Scored	12	31
FGs Made-Att	4-6	8-11
Scoring %	80.0%	81.2%
Touchdown %	60.0%	64.6%

• continued on page 7



Northeastern State University

2012 RiverHawk Football

NSU in the 2012 MIAA Stats . . .

√ Below are Northeastern State's rankings in the 2012 MIAA statistics . . .

2012 MIAA TEAM RANKS

(15 teams in the league)

Scoring Offense.....	14th (20.5)
Scoring Defense.....	13th (34.1)
Total Offense.....	10th (360.8)
Total Defense.....	12th (419.6)
Rushing Offense.....	8th (152.1)
Rushing Defense.....	13th (186.9)
Pass Offense.....	10th (208.6)
Pass Defense.....	10th (232.8)
Pass Efficiency.....	14th (96.7)
Pass Defense Efficiency.....	13th (136.3)
Kickoff Returns.....	14th (18.5)
Punt Return Average.....	15th (3.9)
Interceptions.....	T-10th (9)
Net Punting.....	11th (31.7)
Kickoff Coverage.....	11th (34.3)
Field Goals.....	9th (.636)
Sacks By.....	14th (1.12)
Sacks Against.....	4th (1.25)
First Downs.....	13th (18.0)
3rd-Down Conversions.....	10th (35.3)
Opp 3rd-Down Conversions.....	14th (43.6)
Penalties.....	13th (69.5)
Time of Possession.....	13th (28:03)
Turnover Margin.....	12th (-0.75)

2012 MIAA INDIVIDUAL LEADERS

(inside top 10)

Rushing YPG.....	Joel Rockmore, 2nd (110.3)
Passing YPG.....	Johnny Deaton, 6th (195.6)
Receptions PG.....	Jermaine Sherman, 8th (4.9)
Receiving YPG.....	Jermaine Sherman, 10th (64.1)
Total Offense.....	Johnny Deaton, 6th (204.1)
Scoring.....	Joel Rockmore, 6th (7.7)
Scoring (TDs).....	Joel Rockmore, 4th (7.7)
Scoring (Kick).....	Drew Patton, 9th (5.5)
All Purpose Yards.....	Joel Rockmore, 5th (149.9)
Punting.....	Dylan Beers, 10th (38.2)
Field Goals.....	Drew Patton, 1st (1.17)
PAT Kicking.....	Drew Patton, 10th (85.7)
Tackles.....	Langston Jones, 1st (10.5)
.....	Victor Johnson, 9th (8.2)
Passes Defended.....	Terrence Leach, 8th (1.14)
.....	Vernon Jones, 9th (1.12)
Interceptions.....	Vernon Jones, T-2nd (5)

NSU CAPTAINS

OFFENSE

Terrance Dixon

DEFENSE

Victor Johnson, Langston Jones

The NSU Key:

We are . . . **Northeastern State University**

We are . . . **NSU**

We are . . . the **RiverHawks**

• continued from page 6

three plays later . . . NSU also attempted and recovered an onside kick against Emporia State Sept. 22 . . . McJunkins also recovered that kick . . . only two other teams in the MIAA have recovered an onside kick this season (Nebraska Kearney, Pittsburg State).

MAKING A SPLASH . . . The RiverHawks are in their first season as members of the Mid-America Intercollegiate Athletics Association, and the theme for the inaugural year in its new home is "Making a Splash in the MIAA" . . . NSU was an independent last season after spending 16 years in the Lone Star Conference . . . the MIAA is one of the strongest football conferences in the country, as it boasts the defending national champions in Pittsburg State and four teams that advanced to the Division II Championship a year ago . . . this season marks the 100-year anniversary of the MIAA.

NSU NAVIGATES BRUTAL OPENING SLATE . . . Northeastern State had one of the most treacherous slates in the country to open the 2012 campaign . . . of NSU's first seven opponents, five were either ranked or receiving votes in the American Football Coaches Association Preseason Poll . . . the RiverHawks opened the season with top-ranked and defending national champion Pittsburg State (Aug. 30) . . . the schedule also includes No. 20 Washburn (Sept. 15), No. 3 Northwest Missouri State (Sept. 29), No. 18 Missouri Western State (Oct. 6), and RV Central Missouri (Oct. 20) . . . an unprecedented four members of the MIAA received bids to the 24-team NCAA Championship last season, and Northeastern State is scheduled to face all four of those teams . . . the four opponents are Pittsburg State, Washburn, Northwest Missouri State, and Missouri Western State.

NSU SELECTED NINTH IN PRESEASON COACHES POLLS . . .

The Northeastern State University football team was selected ninth in the preseason Mid-America Intercollegiate Athletic Association coaches poll, it was announced at the 2012 MIAA Football Media Day at the Downtown Marriott in Kansas City . . . the RiverHawks were also picked 10th in the preseason media poll for their inaugural season as members of the MIAA . . . defending Division II national champion Pittsburg State was selected as the preseason favorite in both polls, while Northwest Missouri and Missouri Western were the other two programs to receive first-place votes in both polls (full polls on page 4).

PRESS CONFERENCES IN 2012 . . . NSU Head Coach Kenny Evans and select players will conduct press conferences on the Thursday before each home game this season . . . all media are encouraged to attend . . . press conferences will be held in the Annex Building on the NSU campus in Broken Arrow, Okla. . . press conference dates will be Aug. 23 (prior to Pitt State game), Sept. 20 (Emporia State), Oct. 4 (Missouri Western State), Oct. 18 (Central Missouri).

• continued on page 8



Northeastern State University

2012 RiverHawk Football

NSU RECORDS SINCE BECOMING AN NCAA INSTITUTION IN 1998

CAREER TOTAL OFFENSE LEADERS

1.	Kenny Davis (2008-11)	4,745
2.	Johnny Deaton (2011-P)	4,382
3.	Dustin Workman (2003-06)	3,526
4.	Carlton Booe (1998-99)	3,068
5.	Forrest Mazey (2003-04)	2,512
6.	Joe Hogan (2004-07)	2,447
7.	Brandon Ishem (2004-05)	1,838
8.	Greg Bobbitt (1998-99)	1,399
9.	Trent Pitt (1998-99)	1,333
10.	Joel Rockmore (2011-P)	1,251

CAREER PASSING LEADERS

1.	Kenny Davis (2008-11)	4,332
2.	Johnny Deaton (2011-P)	4,085
3.	Dustin Workman (2003-06)	3,656
4.	Joe Hogan (2004-07)	2,447
5.	Forrest Mazey (2003-04)	2,261
6.	Kaelin Woods (2008-09)	1,207
7.	Trent Pitt (1998-99)	1,182
8.	Greg Bobbitt (1998-99)	741
9.	Woody Wilson (2009-10)	548

CAREER PASSING TD LEADERS

1.	Kenny Davis (2008-11)	35
2.	Johnny Deaton (2011-P)	32
3.	Dustin Workman (2003-06)	24
4.	Joe Hogan (2004-07)	17
5.	Forrest Mazey (2003-04)	15
6.	Trent Pitt (1998-99)	9
7.	Greg Bobbitt (1998-99)	8
8.	Kaelin Woods (2008-09)	7
9.	Pat Cook (2009-10)	6

CAREER PASSING COMPLETION LEADERS

1.	Kenny Davis (2008-11)	354
2.	Dustin Workman (2003-06)	297
3.	Johnny Deaton (2011-P)	293
4.	Joe Hogan (2004-07)	212
5.	Forrest Mazey (2003-04)	197
6.	Kaelin Woods (2008-09)	101
7.	Trent Pitt (1998-99)	68
8.	Woody Wilson (2009-10)	58
9.	Greg Bobbitt (1998-99)	45

CAREER RUSHING LEADERS

1.	Carlton Booe (1998-99)	3,068
2.	Brandon Ishem (2004-05)	1,838
3.	Josh Lewis (2007-10)	1,524
4.	Joel Rockmore (2011-P)	1,251
5.	Prince McKinney (2008-10)	1,004
6.	Craig Fulton (2003)	920
7.	Terrance Dixon (2011-P)	735
8.	Erick Hatchett (2006)	667
9.	Greg Bobbitt (1998-99)	658

CAREER RUSHING TD LEADERS

1.	Carlton Booe (1998-99)	34
2.	Joel Rockmore (2011-P)	14
3.	Craig Fulton (2003)	13
4.	Kenny Davis (2008-11)	7
	Brandon Ishem (2004-05)	7
6.	Forrest Mazey (2003-04)	6
	Erick Hatchett (2006)	6
8.	Jarrett Beal (2007)	5
	Jason Broom (1999)	5
	Rufus White (1998)	5
	Terrance Dixon (2011-P)	5

• continued from page 7

LEADING THE INDEPENDENTS . . . The RiverHawks took a year off from playing in a conference during the 2011 campaign, when the team competed as an independent during the transition from the Lone Star Conference to its new home in the MIAA . . . Northeastern State led all Division II independents last season in passing offense (291.4 yards per game), punt returns (16.3 per return) and sacks allowed (1.08 per game) . . . NSU was also second in total offense (440.8 ypg) and pass efficiency defense (115.5) last season.

GOING BOWLING IN 2011 . . . Northeastern State made its first appearance in a bowl game since making the transition to Division II last season . . . the RiverHawks posted a 7-4 mark in the regular season and was awarded a bid to the Mineral Water Bowl, one of only two Division II bowl games . . . Northeastern State fell 28-14 to Minnesota State University in Excelsior Springs, Mo.

NSU HELPS WELCOME UTSA TO COLLEGIATE FOOTBALL . . . Northeastern State traveled to San Antonio, Texas, on Sept. 3, 2011, for a meeting with the UTSA Roadrunners . . . the special occasion marked the first football contest in UTSA history, which was won by the Roadrunners, 31-3 . . . the game attracted 56,743 fans, which was the largest crowd to ever watch an NSU football game and the largest crowd in NCAA to ever watch a program's first collegiate football game.

2011 HOME ATTENDANCE TOP 30 IN THE NATION . . . Northeastern State averaged 5,441 fans at its home games last season . . . that mark ranked No. 29 in the nation amongst all Division II institutions . . . the RiverHawks welcomed a total of 27,206 fans to its five home games in 2011, which ranked No. 30 in the nation . . . NSU recorded a 4-1 mark at Doc Wadley Stadium last season, with its only blemish coming in the home finale against No. 2 Midwestern State (37-34).

RIVERHAWKS WIN SIX STRAIGHT . . . The RiverHawks won six-straight games during the 2011 campaign, starting with a 52-7 victory over Oklahoma Panhandle on Sept. 24 and ending with a 35-7 triumph over Central Oklahoma on Nov. 5 . . . the streak was the third-longest in program history since the team converted to Division II in 1998, and it was also the longest win streak since 2000.

.



GORIVERHAWKSGO.COM



Northeastern State University

2012 RiverHawk Football

CAREER RECEIVING LEADERS

1.	Trey McVay (2008-11)	3,016
2.	Jarrett Byers (2005-08)	2,545
3.	Josh Richey (2003-04)	1,256
4.	Jermaine Sherman (2011-P)	1,054
5.	D. Henderson (2007-08)	943
6.	Jahmai Coleman (2011-P)	906
7.	Ellis Bruner (2004-07)	696
8.	Milton Harris (2003)	652
9.	Sean Donohue (2008-11)	643
10.	A. Alexander (2005-07)	609

CAREER RECEPTION LEADERS

1.	Trey McVay (2008-11)	195
2.	Jarrett Byers (2005-08)	151
3.	Jermaine Sherman (2011-P)	75
4.	Josh Richey (2003-04)	65
5.	D. Henderson (2007-08)	64
6.	Jahmai Coleman (2011-P)	63
7.	Milton Harris (2003)	59
8.	A. Alexander (2005-07)	48
9.	Ben Randle (2008-10)	43
10.	Sean Donohue (2008-11)	42
	Brandon Ishem (2004-05)	42

CAREER RECEIVING TD LEADERS

1.	Trey McVay (2008-11)	34
2.	Jarrett Byers (2005-08)	28
3.	Josh Richey (2003-04)	10
4.	Jermaine Sherman (2011-P)	9
5.	Ben Randle (2008-10)	8
6.	D. Henderson (2007-08)	7
7.	Jahmai Coleman (2011-P)	5
8.	Bobby Campbell (1998-99)	4
	Dustin Steele (1998)	4
	Jamar Sutton (1998-99)	4
	A. Alexander (2005-07)	4

CAREER ALL-PURPOSE LEADERS

1.	Trey McVay (2008-11)	3,985
2.	Carlton Booe (1998-99)	3,354
3.	Jarrett Byers (2005-08)	3,202
4.	Brandon Ishem (2004-05)	2,434
5.	Prince McKinney (2008-10)	1,940
6.	Joel Rockmore (2011-P)	1,939
7.	Nate Robinson (2010-11)	1,637
8.	Josh Richey (2003-04)	1,269
9.	J. Lewis (2007)	1,173
10.	Craig Fulton (2003)	1,169

CAREER TD's SCORED LEADERS

1.	Carlton Booe (1998-99)	37
2.	Trey McVay (2008-11)	34
3.	Jarrett Byers (2005-08)	31
4.	Joel Rockmore (2011-P)	15
5.	Craig Fulton (2003)	14
6.	Josh Richey (2003-04)	10
7.	Jermaine Sherman (2011-P)	9
8.	Erick Hatchett (2006)	8
	Brandon Ishem (2004-05)	8
	D. Henderson (2007-08)	8
	Ben Randle (2008-10)	8

CAREER TD's RESPONSIBLE FOR LEADERS

1.	Kenny Davis (2008-11)	42
2.	Carlton Booe (1998-99)	37
3.	Johnny Deaton (2011-P)	36
4.	Trey McVay (2008-11)	34
5.	Jarrett Byers (2005-08)	31
6.	Dustin Workman (2003-06)	26
7.	Forrest Mazey (2003-04)	21
8.	Joe Hogan (2004-06)	17
9.	Joel Rockmore (2011-P)	15
10.	Craig Fulton (2003)	14

CAREER TOTAL POINTS LEADERS

1.	Carlton Booe (1998-99)	224
2.	Trey McVay (2008-11)	208
3.	Jared Homer (2006-09)	204
4.	Jarrett Byers (2005-08)	188
5.	Drew Patton (2010-P)	165
6.	Joel Rockmore (2011-P)	90
7.	Craig Fulton (2003)	84
8.	Brett Sowers (2003-06)	83
9.	Josh Richey (2003-04)	60
10.	Jermaine Sherman (2011-P)	54

CAREER TACKLE LEADERS

1.	Broderick Mondy (2004-08)	346
2.	Jon Evans (2007-10)	319
3.	Kevin Christian (2003-06)	280
4.	Langston Jones (2010-P)	220
5.	D. Dangerfield (2007-11)	204
6.	Ryan Keenom (2008-11)	186
7.	Terrance Gaston (2008-09)	183
8.	T.J. Raymond (2007-09)	166
9.	Terry Grayson (2003-04)	158
10.	Marcus Gunn (1998-99)	157

CAREER INTERCEPTION LEADERS

1.	Nate Robinson (2010-11)	9
	Vernon Jones (2011-P)	9
2.	JoJo Polk (1998-99)	8
	Curtis Mayfield (2008)	8
5.	Terry Grayson (2003-04)	7
6.	Nick Dobler (2009-10)	5
	Troy Adams (2008-10)	5
	Prentis Jenkins (1999)	5
	C. Burks (2007)	5
	Broderick Mondy (2004-08)	5

CAREER KICK RETURN YARDAGE LEADERS

1.	Nate Robinson (2010-11)	981
2.	Prince McKinney (2008-10)	756
3.	Marcus Long (1999)	651
4.	Joel Rockmore (2011-P)	521
5.	Jarrett Byers (2005-08)	467
6.	Jason Myers (2003-04)	466
7.	Keenan Webb (2005)	456
8.	Trey McVay (2008-11)	438
9.	Sharod Hoffman (2006)	395
10.	JoJo Polk (1998-99)	379

CAREER PUNT RETURN YARDAGE LEADERS

1.	Nate Robinson (2010-11)	568
2.	Trey McVay (2008-11)	517
3.	JoJo Polk (1998-99)	515
4.	D. Wadley (2005)	245
5.	Mack Chambers (1998)	139
6.	C. Mayfield (2007)	130
7.	Kevin Reed (2004-05)	110
8.	Sharod Hoffman (2006)	109
9.	Terry Grayson (2003-04)	88
10.	Itis Atkinson (1998-99)	77

CAREER YARDAGE PER PUNT LEADERS

1.	Joe Kok (2006-09)	40.32
2.	Cody Lenz (2010-11)	40.31
3.	Tyler Yearby (2003-04)	40.07
4.	Dylan Beers (2011-P)	38.26
5.	Billy Becher (1998-99)	37.95
6.	Zach Bridwell (2005)	34.10
7.	Dustin Steele (1998)	33.70

CAREER FIELD GOALS MADE LEADERS

1.	Jared Homer (2006-09)	42
2.	Drew Patton (2010-P)	28
3.	Brett Sowers (2003-06)	17
4.	Mike Shockley (1999)	11
5.	Scott Thomsen (1998)	7

RECORDS BROKEN IN 2011

Individual Category

Individual Category	Record
Passing Yards (Game)	542-Johnny Deaton vs. Harding (10/15/11)
Passing Yards (Season)	2,520-Johnny Deaton (2011)
Passes Completed (Season)	162-Johnny Deaton (2011)
Passes Attempted (Season)	311-Johnny Deaton (2011)
Passing Yards Per Game (Season)	229.0-Johnny Deaton (2011)
Touchdown Passes (Game)	6-Johnny Deaton vs. Harding (10/15/11)
Touchdown Passes (Season)	26-Johnny Deaton (2011)
Total Offense (Game)	572-Johnny Deaton vs. Harding (10/15/11)
Total Offense (Season)	2,749-Johnny Deaton (2011)
Total Offense Average (Season)	249.9-Johnny Deaton (2011)
TDs Responsible For (Season)	29-Johnny Deaton (2011)
Most Pass Receptions (Game)	16-Trey McVay vs. Harding (10/15/11)
Most Pass Receptions (Season)	81-Trey McVay (2011)
Most Pass Receptions (Career)	191-Trey McVay (2008-11)
Most Receiving Yards (Game)	425-Trey McVay vs. Harding (10/15/11)

Most Receiving Yards (Season)	1,514-Trey McVay (2011)
Most Receiving Yards (Career)	2,908-Trey McVay (2008-11)
Most TD Receptions (Game)	6-Trey McVay vs. Harding (10/15/11)
Most TD Receptions (Season)	15-Trey McVay (2011)
Most TD Receptions (Career)	32-Trey McVay (2008-11)
Most TDs Scored (Game)	6-Trey McVay vs. Harding (10/15/11)
Most Points Scored (Game)	36-Trey McVay vs. Harding (10/15/11)

Team Category

Team Category	Record
Most Passes Completed (Season)	233 (2011)
Most Passes Attempted (Season)	432 (2011)
Most Passing Yards (Game)	542 vs. Harding (10/15/11)
Most TDs Thrown (Game)	6 vs. Harding (10/15/11)
Most TDs Thrown (Season)	33 (2011)
Total Yards (Season)	5,290 (2011)
Most First Downs (Season)	258 (2011)



Northeastern State University

All-Time Records

RUSHING YARDS

(Game)
342 Carlton Booe (vs SE 10/31/98)

(Season)
1809 Eddie Akins, 1994

(Career)
3590 Reggie Barnes, 1986-89

RUSHING ATTEMPTS

(Game)
44 Calvin Farrow, (vs. Cameron 1982)

(Season)
381 Eddie Akins, 1994

(Career)
740 Reggie Barnes, 1986-89

RUSHING YARDS PER CARRY

(Season)
8.1 Frank Phelps, 1958

RUSHING YARDS PER GAME

(Season)
158.1 Robert Hudson, 1970

LONGEST SCORING RUN

99 Robert Hudson (vs Panhandle 1970)

PASSING YARDS

(Game)
542 Johnny Deaton (vs Harding 10/15/11)

(Season)
2,520 Johnny Deaton, 2011

(Career)
5799 Lynn Pattillo, 1978-81

PASSES COMPLETED

(Game)
30 Lynn Pattillo (vs. SE 11/14/81)

(Season)
162 Johnny Deaton, 2011

(Career)
383 Lynn Pattillo, 1978-81

PASSES ATTEMPTED

(Game)
52 Tom Eckert (vs. ECU 10/9/65)

(Season)
311 Johnny Deaton, 2011

(Career)
748 Lynn Pattillo, 1978-81

INTERCEPTIONS THROWN

(Game)
4 Dustin Workman (vs. Kingsville 9/3/05)
Trent Pitt (vs. UCO 11/14/98)
Joe Volentine (vs. Harding 9/14/92)

(Season)
14 Bruce Johnson, 1972
Frank Marsaln, 1982

(Career)
24 Bruce Johnson, 1971-72

TOUCHDOWN PASSES

(Game)
6 Johnny Deaton (vs. Harding 10/15/11)

(Season)
26 Johnny Deaton, 2011

(Career)
53 Roy Burk, 1968-70

LONGEST SCORING PASS

95 Jarod Mendenhall to Larry Briggs
(vs. NWOSU 11/11/89)

COMPLETION PERCENTAGE

(Season)
.615 Forrest Mazey, 2003

(Career)
.533 Roy Burk, 1968-70 (290-748)

PASSING YARDS PER GAME

(Season)
229.0 Johnny Deaton, 2011

TOTAL OFFENSE

(Game)
572 Johnny Deaton (vs. Harding 10/15/11)

(Season)
2,749 Johnny Deaton, 2011

(Career)
5,832 Lynn Pattillo, 1978-81

TDs RESPONSIBLE FOR

(Season)
29 Johnny Deaton, 2011

(Career)
65 Roy Burk, 1968-70

TOTAL OFFENSE AVERAGE

(Season)
249.9 Johnny Deaton, 2011

MOST PASS RECEPTIONS

(Game)
16 Trey McVay (vs. Harding 10/15/11)

(Season)
81 Trey McVay, 2011

(Career)
191 Trey McVay, 2008-11

MOST RECEIVING YARDS

(Game)
425 Trey McVay (vs. Harding 10/15/11)

(Season)
1,514 Trey McVay, 2011

(Career)
2,908 Trey McVay, 2008-11

MOST TD RECEPTIONS

(Game)
6 Trey McVay (vs. Harding 10/15/11)

(Season)
15 Trey McVay, 2011

(Career)
32 Trey McVay, 2008-11

LONGEST FIELD GOAL

56 Jared Homer (vs SWOSU 10/11/08)
Jared Homer (vs. Tarleton 9/6/08)

MOST FIELD GOALS

(Game)
4 Brett Sowers (vs. Tarleton 9/17/05)
Arthur Garcia (vs. Cameron 10/9/82)

(Season)
14 Jared Homer, 2008

(Career)
42 Jared Homer, 2006-09

MOST POINTS KICKING

(Game)
14 Arthur Garcia (vs. Cameron 10/9/81)

(Season)
77 Arthur Garcia, 1982

(Career)
206 Arthur Garcia, 1980-83

EXTRA POINTS MADE

(Game)
9 Larry Dotson (vs. NWOSU 10/31/70)

(Season)
48 Larry Dotson, 1970

(Career)
138 Larry Dotson, 1968-71

MOST KICKOFF RETURNS

(Game)
7 Jerome Storey (vs. Mo. Western 9/9/95)

(Season)
26 Marcus Long, 1999

(Career)
49 Wendell Barnett, 1988-91

MOST KICKOFF RETURN YARDS

(Game)
170 Jarrett Byers (vs. TAMUC 10/4/08)

(Season)
651 Marcus Long, 1999

(Career)
1027 Wendell Barnett, 1988-91

KICKOFF RETURN AVERAGE

(Season)
36.1 Derrick Jacobs, 1994

LONGEST KICKOFF RETURN

102 Jim Stevens, (vs. Emporia State 1939)

MOST PUNT RETURNS

(Game)
7 Trey McVay (vs. SW Baptist 10/18/08)

(Season)
40 JoJo Polk, 1999

(Career)
72 Wendell Barnett, 1988-91

LONGEST PUNT RETURN

100 George Elliott (vs. Ark Tech Oct. 1953)



Northeastern State University

All-Time Records

PUNT RETURN YARDAGE

(Game)
271 George Elliott (vs. UCO 11/7/52)

(Season)
442 George Elliott, 1952

(Career)
1114 George Elliott, 1952-54

PUNT RETURN AVERAGE

(Season)
36.8 George Elliott, 1952

(Career)
33.8 George Elliott, 1952-54

MOST PUNTS

(Game)
11 Joe Kok (vs. Midwestern St. 10/15/07)
Billy Becher (vs. UC-Davis 11/27/99)
Scott McGuire (vs. SWOSU 11/4/89)
Scot Crocker (vs. Cameron 10/12/85)
Mark Ross (vs. Central Ark. 9/24/77)

(Season)
80 Billy Becher, 1999

(Career)
258 Joe Kok, 2006-09

BEST PUNTING AVERAGE

(Game)
54.2 Kent Lashley (vs. Ark. Tech 9/18/64)

(Season)
44.6 Mark Ross, 1979

(Career)
41.3 Mark Ross, 1976-79

MOST PUNTING YARDS

(Game)
495 Mark Ross (vs. Central Ark. 9/24/77)

(Season)
3048 Tyler Yearby, 2004

(Career)
10,402 Joe Kok, 2006-09

LONGEST PUNT

90 Wayne Plumber (vs. Langston 10/24/59)

MOST TDs SCORED

(Game)
6 Trey McVay (vs. Harding 10/15/11)

(Season)
20 Eddie Akins, 1994

(Career)
37 Carlton Booe, 1998-99

MOST POINTS SCORED

(Game)
36 Trey McVay (vs. Harding 10/15/11)

(Season)
120 Eddie Akins, 1994

MOST PASS INTERCEPTIONS

(Game)
3 George Elliott (vs. NWOSU 1954)
Tommy Redmen (vs. ECU 10/8/60)

Wes Matthews (vs. Ark. Tech 9/14/63)
Chris Holland (vs. Langston 10/21/64)
Mainard Roberts (vs. Cent. Mo. 10/1/77)
Ron Scott (vs. Panhandle 9/8/79)
Wendell Barnett (vs. NWOSU 11/20/90)
Ronnie Johnson (vs. SE 10/24/92)

(Season)
10 Wes Matthews, 1964
Ron Scott, 1979

(Career)
22 Chris Holland, 1962-65

PASS INTERCEPTION RETURN YARDS

(Season)
153 Phillip Davis, 2003

(Career)
241 Ronnie Johnson, 1991-94

LONGEST INTERCEPTION RETURN

95 Dick Finey (vs. ECU 10/15/55)

TOTAL TACKLES

(Game)
25 Keith Miller (vs. ECU 10/21/78)

(Season)
149 Kelby Farley, 1994

(Career)
525 Keith Miller, 1975-78

UNASSISTED TACKLES

(Game)
15 Keith Miller (vs. Ark. Tech 9/16/78)
Keith Miller (vs. Evangel 10/21/78)

(Season)
101 Keith Miller, 1977

(Career)
199 Keith Miller, 1975-78

ASSISTED TACKLES

(Game)
21 Jerry Freese (vs. Harding 10/9/93)

(Season)
92 Kenny Washington, 1991

TACKLES-FOR-LOSS

(Game)
6 Dallas Curtis (vs. West. WA 11/20/99)

(Season)
28 Dallas Curtis, 1999

(Career)
49 Marcus Gunn, 1996-99

QUARTERBACK SACKS

(Game)
4 Adam Beauchamp (vs. Harding 10/10/98)
Ricky Ceasar (vs. NWOSU 11/14/92)
David Grider (vs. Ft. Hays State 10/7/89)

(Season)
10 Ben Meinert, 1974
Ricky Ceasar, 1992
Ben Meinert, 1993

(Career)
29 Ben Meinert, 1991-94

FUMBLE RECOVERIES

(Game)
3 Mike Adams (vs. Cameron 10/12/85)

(Season)
5 Derek Huggins, 1995
Keith Miller, 1975
Ervin McDonald, 1980
David Tate, 1989
Kenny Washington, 1991
Kelby Farley, 1994

(Career)
9 Keith Miller, 1975-78

PASSES BROKEN UP

(Game)
6 JoJo Polk (vs. Angelo State 9/19/98)

(Season)
17 Jameel Jones, 1996

(Career)
30 Chauncey Leverette, 1991-94
Ronnie Johnson, 1991-94

Team Records

MOST POINTS SCORED

(Game)
64 vs. Panhandle State, 11/6/99

(Season)
381 1969

MOST POINTS ALLOWED

(Game)
125 vs. Southeastern, 1916 (125-0)

LARGEST MARGIN OF VICTORY

62 vs. Central Missouri State, 1963 (62-0)

LARGEST MARGIN OF DEFEAT

125 vs. Southeastern, 1916 (125-0)

MOST RUSHING ATTEMPTS

(Game)
79 vs. Southeastern, 11/10/84

(Season)
754 1999

FEWEST RUSHING ATTEMPTS

(Game)
22 Mesa State College, 11/18/2000

MOST YARDS RUSHING

(Game)
527 vs. Southeastern, 11/10/84

(Season)
3,391 1999

OPPONENT'S MOST RUSHING YARDS

(Game)
458 Harding, 10/15/11

(Season)
2,242 1995



Northeastern State University

All-Time Records

NSU FEWEST RUSHING YARDS

(Game)
8 vs. Texas A&M-Kingsville, 9/20/08

(Season)
1,128 1973

OPPONENT'S MOST RUSHING ATTEMPTS

(Game)
79 NW Oklahoma State 10/30/82

OPPONENT'S FEWEST RUSHING ATTEMPTS

(Game)
12 Southeastern, 10/19/85

OPPONENT'S FEWEST RUSHING YARDS

(Game)
-44 Harding, 10/8/94

(Season)
555 1952

MOST NSU RUSHING TDs

(Game)
7 vs. Ouachita Baptist, 10/16/99
7 vs. Panhandle State, 11/6/99

(Season)
33 1999

MOST NSU PASSES COMPLETED

(Game)
30 vs. Evangel, 11/14/81

(Season)
233 2011

FEWEST NSU PASSES COMPLETED

(Game)
0 vs. Harding, 10/11/97

MOST NSU PASSES ATTEMPTED

(Game)
52 vs. East Central, 10/9/65

(Season)
432 2011

OPPONENT'S FEWEST COMPLETED PASSES

(Game)
0 Langston, 9/13/80

OPPONENT'S FEWEST PASS ATTEMPTS

(Game)
1 Southeastern, 11/20/80

OPPONENT'S FEWEST PASSING YARDS

(Game)
0 Langston, 9/13/80

(Season)
474 1973

MOST OPPONENT'S PASS INTERCEPTIONS

(Game)
5 Southeastern, 10/17/87

(Season)
17 1988 & 1999

MOST NSU PASSING YARDS

(Game)
542 vs. Harding, 10/15/11

(Season)
3,497 2011

FEWEST NSU PASSING YARDS

(Game)
0 vs. Harding, 10/11/97

(Season)
484 1956

MOST NSU TOUCHDOWNS THROWN

(Game)
6 vs. Harding (10/15/11)

(Season)
33 2011

MOST NSU PLAYS

(Game)
89 vs. Southwest Missouri, 9/27/80

(Season)
918 1999

MOST NSU TOTAL YARDS

(Game)
626 vs. Panhandle State, 11/21/70

(Season)
5,290 2011

FEWEST TOTAL YARDS

(Game)
36 vs. Central Arkansas, 9/24/77

(Season)
2,029 1989

OPPONENT'S FEWEST TOTAL YARDS

(Game)
29 Bacone, 10/4/01

(Season)
1,745 1973

MOST PUNTS

(Game)
11 vs. UC-Davis (11/27/99)
vs. Harding (10/10/98)
vs. Southwestern (11/4/89)
vs. Cameron (10/6/84)
vs. Cameron (10/12/85)

(Season)
80 1999

BEST AVERAGE PER PUNT IN A SEASON

41.8 2004

MOST PUNT RETURNS

(Game)
6 vs. A&M-Commerce (10/9/10)
vs. UCO (11/7/52)
vs. UA-Monticello (9/24/94)

(Season)
50 1999

MOST PUNT RETURN YARDS

(Game)
271 vs. Central Oklahoma, 11/7/52

(Season)
506 1999

MOST KICKOFF RETURNS

(Game)
10 vs. North Dakota, 9/18/10

(Season)
54 2009

MOST KICKOFF RETURN YARDS

(Game)
213 vs. A&M-Commerce, 10/4/08

(Season)
1,087 2008

MOST PASS INTERCEPTIONS

(Game)
7 vs. Angelo State, 12/6/80

(Season)
28 1994

MOST PENALTIES

(Game)
17 vs. Southeastern, 10/30/99 (130 yards)

(Season)
126 1999

MOST YARDS PENALIZED

(Game)
156 vs. Central Oklahoma, 10/23/10

(Season)
1,046 1999

MOST FIRST DOWNS

(Game)
29 vs. Southwest Missouri, 9/27/80
vs. Central Missouri, 9/13/86

(Season)
258 2011

MOST FUMBLES

(Game)
9 vs. Tarleton State, 9/11/93

(Season)
40 1993

MOST FUMBLES LOST

(Game)
5 vs. East Central (11/16/85)
vs. Tarleton (9/11/93)
vs. Southwestern (11/6/93).

(Season)
24 1993

FEWEST FUMBLES LOST IN A SEASON

6 1983



Northeastern State University

Two-Deep vs. Lincoln

NSU OFFENSE

WR	81	Jahmai Coleman (6-2, 163, Sr-1L)
	17	Prince McJunkins (6-1, 185, So-TR)
LT	61	Michael Bowie (6-5, 320, Sr-TR)
	64	Michael Smith (6-3, 260, Fr-RS)
LG	68	Chris Webber (6-5, 250, So-1L)
	79	Trevon Lawson (6-0, 315, Fr-HS)
C	67	Ross Dvorak (6-2, 250, Fr-RS)
	70	Hudson Baab (6-1, 289, Fr-HS)
RG	63	Jonathan Brown (6-2, 290, So-TR)
	77	Devin Crisp (6-3, 295, Fr-HS)
RT	76	Ethan James (6-5, 280, So-1L)
	72	James Harrison (6-7, 280, Sr-1L)
TE	85	Ryan Dvorak (6-3, 250, Sr-1L)
	89	Stephen Huckaby (6-4, 235, Sr-3L)
QB	8	Johnny Deaton (6-3, 210, So-1L)
	6	Dallas McCutcheon (6-0, 190, Sr-1L)
RB	20	Joel Rockmore (5-7, 185, So-1L)
	22	Terrance Dixon (5-10, 189, So-1L)
WR	87	Jermaine Sherman (6-3, 187, Sr-1L)
	9	Gionni Harris (5-7, 150, Jr-1L)
	84	Shane Devers (5-11, 195, Jr-SQ)
WR	86	Chucky Bryant (5-11, 180, Sr-1L)
	18	Montra Nelson (6-5, 220, So-1L)
--OR--		
FB	43	Nick Whitlow (6-0, 230, Sr-2L)
	23	Cole Johnson (6-1, 240, Jr-TR)

NSU DEFENSE

DE	65	Danny Williams (6-4, 250, Jr-SQ)
	45	James McGue (6-3, 255, Sr-SQ)
NG	62	Bobby Pointer (6-1, 287, Jr-SQ)
	66	Kenny Garrett (6-4, 290, Jr-TR)
DT	60	Blake Dirteater (6-0, 245, Sr-2L)
	92	Alan Stroup (6-2, 275, Jr-1L)
DE	33	James Renfrow (6-2, 205, So-1L)
	13	Logan Andrews (6-4, 200, So-1L)
ROVER	31	Cayle Shambaugh (6-2, 195, So-1L)
	24	Colten Nevel (6-1, 175, So-1L)
ILB	57	Jack Gray (6-1, 220, Jr-2L)
	37	Cory Park (6-3, 230, So-SQ)
HAWK	41	Langston Jones (6-0, 205, Jr-2L)
	48	Donnie Fuston (5-10, 200, So-TR)
CB	42	David Lewis (5-9, 185, Jr-1L)
	16	Marcus Cotton (5-9, 175, So-TR)
CB	10	Vernon Jones (5-11, 165, Jr-1L)
	32	Aaron Fowler (5-9, 170, Fr-HS)
FS	3	Victor Johnson (6-1, 190, Jr-TR)
	29	Victor Williams (5-9, 170, Jr-1L)
SS	28	Terrence Leach (6-1, 182, Sr-1L)
	21	Zach Eggleston (5-11, 175, Fr-HS)

NSU SPECIALISTS

KO	39	Dylan Beers (6-1, 195, So-1L)
FG/PAT	27	Drew Patton (6-1, 155, Jr-1L)
	38	Daniel Bond (5-9, 160, Fr-RS)
P	39	Dylan Beers (6-1, 195, So-1L)
	38	Daniel Bond (5-9, 160, Fr-RS)
DS	55	Corey Combs (6-0, 230, Sr-1L)
HO	2	Cale Fulps (5-9, 160, Jr-1L)
KOR	20	Joel Rockmore (5-7, 185, So-1L)
	12	Zack Simmons (5-7, 185, Fr-HS)
PR	10	Vernon Jones (5-11, 165, Jr-1L)
	81	Jahmai Coleman (6-2, 163, Sr-1L)



2012 NSU TEAM STATISTICS

<u>TEAM STATISTICS</u>	<u>NSU</u>	<u>OPP</u>
SCORING	164	273
Points Per Game	20.5	34.1
FIRST DOWNS	144	179
Rushing	57	74
Passing	73	84
Penalty	14	21
RUSHING YARDAGE	1217	1495
Yards gained rushing	1379	1645
Yards lost rushing	162	150
Rushing Attempts	266	326
Average Per Rush	4.6	4.6
Average Per Game	152.1	186.9
TDs Rushing	13	19
PASSING YARDAGE	1669	1862
Comp-Att-Int	141-292-11	166-262-9
Average Per Pass	5.7	7.1
Average Per Catch	11.8	11.2
Average Per Game	208.6	232.8
TDs Passing	7	16
TOTAL OFFENSE	2886	3357
Total Plays	558	588
Average Per Play	5.2	5.7
Average Per Game	360.8	419.6
KICK RETURNS: #-Yards	38-704	25-549
PUNT RETURNS: #-Yards	13-51	27-246
INT RETURNS: #-Yards	9-75	11-77
KICK RETURN AVERAGE	18.5	22.0
PUNT RETURN AVERAGE	3.9	9.1
INT RETURN AVERAGE	8.3	7.0
FUMBLES-LOST	14-10	8-6
PENALTIES-Yards	54-556	52-513
Average Per Game	69.5	64.1
PUNTS-Yards	47-1757	37-1460
Average Per Punt	37.4	39.5
Net punt average	31.7	37.5
KICKOFFS-Yards	34-1854	51-3061
Average Per Kick	54.5	60.0
Net kick average	42.1	40.3
TIME OF POSSESSION/Game	28:03	31:57
3RD-DOWN Conversions	42/119	51/117
3rd-Down Pct	35%	44%
4TH-DOWN Conversions	7/15	4/10
4th-Down Pct	47%	40%
SACKS BY-Yards	9-52	10-49
MISC YARDS	0	-3
TOUCHDOWNS SCORED	21	36
FIELD GOALS-ATTEMPTS	7-11	8-14
ON-SIDE KICKS	2-3	0-0
RED-ZONE SCORES	(16-20) 80%	(39-48) 81%
RED-ZONE TOUCHDOWNS	(12-20) 60%	(31-48) 65%
PAT-ATTEMPTS	(17-20) 85%	(33-36) 92%
ATTENDANCE	10625	20092
Games/Avg Per Game	4/2656	4/5023
Neutral Site Games		0/0

<u>SCORE BY QUARTERS</u>	<u>1st</u>	<u>2nd</u>	<u>3rd</u>	<u>4th</u>	<u>Total</u>
Northeastern State	35	28	41	60	164
Opponents	68	99	66	40	273

2012 NSU INDIVIDUAL STATISTICS

RUSHING	GP	Att	Gain	Loss	Net	Avg	TD	Long	Avg/G
Rockmore, Joel	7-4	138	826	54	772	5.6	9	66	110.3
Dixon, Terrance	7-4	62	264	17	247	4.0	3	46	35.3
McCutcheon, D.	5-0	17	107	11	96	5.6	0	16	19.2
Deaton, Johnny	8-8	32	136	68	68	2.1	1	34	8.5
Simmons, Zack	6-0	9	36	1	35	3.9	0	11	5.8
Perry, Ashdon	1-0	2	10	0	10	5.0	0	7	10.0
Harris, Gionni	6-0	1	0	2	-2	-2.0	0	0	-0.3
TEAM	5-0	5	0	9	-9	-1.8	0	0	-1.8
Total.....	8	266	1379	162	1217	4.6	13	66	152.1
Opponents.....	8	326	1645	150	1495	4.6	19	72	186.9

PASSING	GP	Effc	Cmp-Att-Int	Pct	Yds	TD	Long	Avg/G
Deaton, Johnny	8-8	94.3	131-276-11	47.5	1565	6	69	195.6
McCutcheon, D.	5-0	133.5	9-15-0	60.0	92	1	26	18.4
Beers, Dylan	8-0	200.8	1-1-0	100.0	12	0	12	1.5
Total.....	8	96.7	141-292-11	48.3	1669	7	69	208.6
Opponents.....	8	136.3	166-262-9	63.4	1862	16	65	232.8

RECEIVING	GP	No.	Yds	Avg	TD	Long	Avg/G
Sherman, Jermaine	8-7	39	513	13.2	4	69	64.1
Coleman, Jahmai	8-6	34	382	11.2	2	52	47.8
Harris, Gionni	6-0	14	222	15.9	0	43	37.0
Bryant, Chucky	8-4	14	159	11.4	0	23	19.9
McJunkins, Prince	7-1	9	76	8.4	0	17	10.9
Rockmore, Joel	7-4	9	69	7.7	0	14	9.9
Dixon, Terrance	7-4	6	77	12.8	1	29	11.0
Dvorak, Ryan	8-6	6	38	6.3	0	10	4.8
Whitlow, Nick	8-3	5	57	11.4	0	23	7.1
Nelson, Montra	7-5	3	61	20.3	0	40	8.7
Devers, Shane	3-0	2	15	7.5	0	10	5.0
Total.....	8	141	1669	11.8	7	69	208.6
Opponents.....	8	166	1862	11.2	16	65	232.8

[----- PATs -----]

SCORING	TD	FGs	Kick	Rush	Rcv	Pass	DXP	Saf	Points
Rockmore, Joel	9	0-0	0-0	0-0	0	0-0	0	0	54
Patton, Drew	0	7-9	12-14	0-0	0	0-0	0	0	33
Sherman, Jermaine	4	0-0	0-0	0-0	0	0-0	0	0	24
Dixon, Terrance	4	0-0	0-0	0-0	0	0-0	0	0	24
Coleman, Jahmai	2	0-0	0-0	0-0	0	0-0	0	0	12
Shambaugh, Cayle	1	0-0	0-0	0-0	0	0-0	0	0	6
Deaton, Johnny	1	0-0	0-0	0-0	0	0-1	0	0	6
Bond, Daniel	0	0-2	5-6	0-0	0	0-0	0	0	5
Total.....	21	7-11	17-20	0-0	0	0-1	0	0	164
Opponents.....	36	8-14	33-36	0-0	0	0-0	0	0	273

ALL PURPOSE	GP	Rush	Rcv	PR	KR	IR	Total	Avg/G
Rockmore, Joel	7	772	69	0	208	0	1049	149.9
Sherman, Jermaine	8	0	513	0	0	0	513	64.1
Coleman, Jahmai	8	0	382	1	33	0	416	52.0
Jones, Vernon	8	0	0	21	274	49	344	43.0
Dixon, Terrance	7	247	77	0	0	0	324	46.3
Harris, Gionni	6	-2	222	0	0	0	220	36.7
Bryant, Chucky	8	0	159	25	0	0	184	23.0
McJunkins, Prince	7	0	76	4	79	0	159	22.7
Simmons, Zack	6	35	0	0	65	0	100	16.7
McCutcheon, Dallas	5	96	0	0	0	0	96	19.2
Nelson, Montra	7	0	61	0	9	0	70	10.0
Deaton, Johnny	8	68	0	0	0	0	68	8.5
Whitlow, Nick	8	0	57	0	0	0	57	7.1
Dvorak, Ryan	8	0	38	0	15	0	53	6.6
Jones, Langston	8	0	0	0	0	22	22	2.8
Devers, Shane	3	0	15	0	0	0	15	5.0
Johnson, Victor	8	0	0	0	14	0	14	1.8
Perry, Ashdon	1	10	0	0	0	0	10	10.0
Harris, Kyler	2	0	0	0	7	0	7	3.5
Barr, Chandler	6	0	0	0	0	4	4	0.7
TEAM	5	-9	0	0	0	0	-9	-1.8
Total.....	8	1217	1669	51	704	75	3716	464.5
Opponents.....	8	1495	1862	246	549	77	4229	528.6

PUNT RETURNS	No.	Yds	Avg	TD	Long
Jones, Vernon	7	21	3.0	0	28
Bryant, Chucky	4	25	6.2	0	14
McJunkins, Prince	1	4	4.0	0	4
Coleman, Jahmai	1	1	1.0	0	1
Total.....	13	51	3.9	0	28
Opponents.....	27	246	9.1	1	51

INTERCEPTIONS	No.	Yds	Avg	TD	Long
Jones, Vernon	5	49	9.8	0	36
Barr, Chandler	1	4	4.0	0	4
Harris, Kyler	1	0	0.0	0	0
Jones, Langston	1	22	22.0	0	22
Johnson, Victor	1	0	0.0	0	0
Total.....	9	75	8.3	0	36
Opponents.....	11	77	7.0	0	33

KICK RETURNS	No.	Yds	Avg	TD	Long
Jones, Vernon	15	274	18.3	0	27
Rockmore, Joel	10	208	20.8	0	52
McJunkins, Prince	4	79	19.8	0	23
Simmons, Zack	2	65	32.5	0	39
Johnson, Victor	2	14	7.0	0	11
Coleman, Jahmai	2	33	16.5	0	18
Nelson, Montra	1	9	9.0	0	9
Dvorak, Ryan	1	15	15.0	0	15
Harris, Kyler	1	7	7.0	0	7
Total.....	38	704	18.5	0	52
Opponents.....	25	549	22.0	0	64

FUMBLE RETURNS	No.	Yds	Avg	TD	Long
Shambaugh, Cayle	0	0	0.0	1	0
Total.....	0	0	0.0	1	0
Opponents.....	0	0	0.0	0	0

PUNTING	No.	Yds	Avg	Long	TB	FC	I20	50+	Blkd
Beers, Dylan	46	1757	38.2	65	1	4	9	4	1
TEAM	1	0	0.0	0	0	0	0	0	0
Total.....	47	1757	37.4	65	1	4	9	4	1
Opponents.....	37	1460	39.5	69	1	6	12	7	0

KICKOFFS	No.	Yds	Avg	TB	OB	Retn	Net	YdLn
Beers, Dylan	27	1470	54.4	5	0			
Bond, Daniel	5	274	54.8	1	0			
Patton, Drew	2	110	55.0	1	0			
Total.....	34	1854	54.5	7	0	22.0	33.2	31
Opponents.....	51	3061	60.0	12	1	18.5	40.3	24

TOTAL OFFENSE	GP	Plays	Rush	Pass	Total	Avg/G
Deaton, Johnny	8	308	68	1565	1633	204.1
Rockmore, Joel	7	138	772	0	772	110.3
Dixon, Terrance	7	62	247	0	247	35.3
McCutcheon, Dallas	5	32	96	92	188	37.6
Simmons, Zack	6	9	35	0	35	5.8
Beers, Dylan	8	1	0	12	12	1.5
Perry, Ashdon	1	2	10	0	10	10.0
Harris, Gionni	6	1	-2	0	-2	-0.3
TEAM	5	5	-9	0	-9	-1.8
Total.....	8	558	1217	1669	2886	360.8
Opponents.....	8	588	1495	1862	3357	419.6

2012 NSU INDIVIDUAL STATISTICS

FIELD GOALS	FGM-FGA	Pct	01-19	20-29	30-39	40-49	50-99	Long	Blkd
Bond, Daniel	0-2	0.0	0-0	0-0	0-0	0-2	0-0	0	0
Patton, Drew	7-9	77.8	0-0	4-4	0-2	3-3	0-0	47	0

FG SEQUENCE	NSU	Opponents
Pittsburg State	47	(29), (37), 41
Missouri Southern	48	30
Washburn (46), 37, (27)		(26), 42
Emporia State (24), (47)		(27)
NW Missouri State	-	(25)
Missouri Western (29), 31		41, (35)
Central Missouri (20)		(31), 36
Southwest Baptist (44)		(24), 38

Numbers in (parentheses) indicate field goal was made.

RECORD:	OVERALL	HOME	AWAY	NEUTRAL
ALL GAMES	(2-6)	(1-3)	(1-3)	(0-0)
CONFERENCE	(2-6)	(1-3)	(1-3)	(0-0)
NON-CONFERENCE	(0-0)	(0-0)	(0-0)	(0-0)

Date	Opponent	Score	Overall Record	Conference Record	Time	Attend
*Aug 30, 2012	#1 PITTSBURG STATE	L, 20-41	0-1	0-1	2:54	4522
*Sep 08, 2012	at Missouri Southern	L, 21-27	0-2	0-2	2:51	5287
*Sep 15, 2012	at #9 Washburn	L, 20-24	0-3	0-3	2:55	5671
*Sep 22, 2012	EMPORIA STATE	L, 20-30	0-4	0-4	3:02	2163
*Sep 29, 2012	at #11 NW Missouri St.	L, 6-66	0-5	0-5	3:00	8261
*Oct 6, 2012	#5 MISSOURI WESTERN	L, 31-45	0-6	0-6	2:56	2168
*Oct 20, 2012	CENTRAL MISSOURI	W, 24-23	1-6	1-6	3:01	1772
*Oct 27, 2012	at Southwest Baptist	W, 22-17	2-6	2-6	2:56	873

* MIAA Games

2012 NSU DEFENSIVE STATISTICS

		[-----Tackles-----]				[-Sacks-]		[-----Pass Def-----]			[--Fumbles--]		Blkd	
DEFENSIVE LEADERS	GP	Solo	Ast	Total	TFL-Yds	No-Yds	Int-Yds	BrUp	PD	Qbh	Rcv-Yds	FF	Kick	Saf
41	Jones, Langston	8-8	37	47	84	7.0-27	1.0-7	1-22	2	3	.	1	.	.
3	Johnson, Victor	8-8	31	35	66	1.0-3	.	1-0	7	8	.	1-0	.	.
57	Gray, Jack	8-8	29	29	58	3.0-9
28	Leach, Terrence	7-6	28	19	47	2.5-8	0.5-2	.	8	8
31	Shambaugh, Cayle	8-6	19	19	38	5.5-27	1.5-10	.	2	2	.	1-0	.	.
29	Williams, Victor	7-0	19	16	35	3.0-14	1.0-10
42	Lewis, David	8-6	18	11	29	1.5-4	.	.	4	4
46	Barr, Chandler	6-3	16	11	27	0.5-2	.	1-4	1	2
4	Dinkins, Chris	4-2	6	20	26	1.0-1	.	.	3	3	1	.	1	.
45	McGue, James	8-1	13	12	25	5.5-10	1.0-2	.	1	1
62	Pointer, Bobby	8-6	9	15	24	0.5-3	0.5-3
92	Stroup, Alan	8-1	9	11	20	4.5-18	1.5-6
10	Jones, Vernon	8-7	14	6	20	2.0-8	1.0-6	5-49	4	9
37	Park, Cory	8-0	5	14	19	0.5-1	1-0	.	.
33	Renfrow, James	8-7	4	14	18	3.5-9	0.5-1	.	1	1	.	.	1	.
60	Dirteater, Blake	8-8	1	16	17	0.5-2	.	.	1	1
65	Williams, Danny	8-6	4	12	16	1.5-8	0.5-5
24	Nevel, Colten	8-0	8	5	13
16	Cotton, Marcus	8-0	8	4	12
15	Harris, Kyler	2-2	6	6	12	.	.	1-0	.	1
48	Fuston, Donnie	8-0	5	5	10	0.5-1
66	Garrett, Kenny	6-0	1	8	9	1	.
32	Fowler, Aaron	4-0	1	5	6
23	Johnson, Cole	7-0	3	2	5
74	Ladymon, Ethan	3-0	2	3	5
55	Combs, Corey	8-0	2	2	4
TM	TEAM	5-0	3	.	3	1-0	2	.
94	Taala, Yun	3-2	2	1	3
43	Whitlow, Nick	8-4	1	1	2
12	Simmons, Zack	6-0	.	2	2
13	Andrews, Logan	6-1	.	2	2
81	Coleman, Jahmai	8-6	1	.	1
22	Dixon, Terrance	6-4	1	.	1
17	McJunkins, Prince	7-1	.	1	1
86	Bryant, Chucky	8-4	1	.	1
38	Bond, Daniel	3-0	1	.	1
63	Brown, Jonathan	8-8	1	.	1
84	Devers, Shane	3-0	1	.	1
39	Beers, Dylan	8-0	1-0	.	.
85	Dvorak, Ryan	8-5	1-0	.	.
	Total.....	8-0	310	354	664	44-155	9-52	9-75	34	43	1	6-0	5	1
	Opponents.....	8-0	299	222	521	50-115	10-49	11-77	35	46	11	10-0	8	2

2012 NSU INDIVIDUAL SUPERLATIVES

Longest Run from Scrimmage - 66 yards by Joel Rockmore vs. Washburn

Longest Run from Scrimmage for TD - 46 yards by Terrance Dixon vs. Pittsburg State

Longest Pass Play - 69 yards by Johnny Deaton to Jermaine Sherman vs. Missouri Southern State

Longest Pass Play for TD - 69 yards by Johnny Deaton to Jermaine Sherman vs. Missouri Southern State

Longest Kickoff Return - 52 yards by Joel Rockmore vs. Emporia State

Longest Punt Return - 28 yards by Vernon Jones vs. Washburn

Longest Interception Return - 36 yards by Vernon Jones vs. Emporia State

Longest Punt - 65 yards by Dylan Beers vs. Emporia State

Longest Field Goal - 47 yards by Drew Patton vs. Emporia State

Most Rushing Attempts - 38 by Joel Rockmore vs. Southwest Baptist

Most Rushing Yards - 176 yards by Joel Rockmore vs. Washburn

Most TD's Rushing - 3 by Joel Rockmore vs. Missouri Western State; 3 by Joel Rockmore vs. Southwest Baptist

Most Passing Attempts - 46 by Johnny Deaton vs. Emporia State

Most Passes Completed - 23 by Johnny Deaton vs. Missouri Southern State

Most Passing Yards - 287 by Johnny Deaton vs. Missouri Southern State

Most TD Passes Thrown - 2 by Johnny Deaton vs. Missouri Southern State

Most Yards Total Offense - 306 by Johnny Deaton vs. Missouri Southern State

Most Offensive Plays - 48 by Johnny Deaton vs. Emporia State

Most Passes Caught - 9 by Jermaine Sherman vs. Emporia State

Most Yards Receiving - 133 by Jermaine Sherman vs. Missouri Southern State

Most TD's Receiving - 1 by Jermaine Sherman vs. Pittsburg State; 1 by Jermaine Sherman vs. Missouri Southern State; 1 by Terrance Dixon vs. Missouri Southern State; 1 by Jermaine Sherman vs. Washburn, 1 by Jermaine Sherman vs. Emporia State; 1 by Jahmai Coleman vs. NW Missouri State; 1 by Jahmai Coleman vs. Missouri Western State

Most Points Scored (non-kicking) - 18 by Joel Rockmore vs. Missouri Western State; 18 by Joel Rockmore vs. Southwest Baptist

Most Points Scored Kicking - 8 by Drew Patton vs. Washburn; 8 by Drew Patton vs. Emporia State

Most Kickoff Returns - 4 by Vernon Jones vs. Pittsburg State; 4 by Vernon Jones vs. Missouri Western State

Most Kickoff Return Yards - 69 yards by Vernon Jones vs. Missouri Western State

Most Punt Returns - 4 by Vernon Jones vs. Washburn

Most Punt Return Yards - 18 by Vernon Jones vs. Washburn

Most Interceptions - 2 by Vernon Jones vs. Missouri Western State

Most Interception Return Yards - 36 yards by Vernon Jones vs. Emporia State

Most Field Goals Scored - 2 by Drew Patton vs. Washburn; 2 by Drew Patton vs. Emporia State

Most Punts - 10 by Dylan Beers vs. Southwest Baptist

Best Punting Average (min. 2 punts) - 43.6 yards by Dylan Beers vs. Central Missouri (7 punts)

2012 TEAM SEASON HIGHS AND LOWS

NORTHEASTERN STATE

31 vs. Missouri Western State
 6 vs. NW Missouri State
 20 vs. Missouri Southern State; vs. Missouri Western State
 16 vs. NW Missouri State; vs. Southwest Baptist
 51 vs. Southwest Baptist
 24 vs. Pittsburg State; vs. Missouri Southern State
 251 vs. Washburn
 52 vs. Missouri Southern State
 46 vs. Emporia State
 25 vs. Southwest Baptist
 23 vs. Missouri Southern State
 9 vs. Southwest Baptist
 287 vs. Missouri Southern State
 92 vs. Southwest Baptist
 77 vs. Emporia State
 62 vs. Pittsburg State; vs. Missouri Southern State
 436 vs. Missouri Western State
 183 vs. NW Missouri State
 4 vs. Missouri Western State
 1 vs. NW Missouri State
 4 vs. Central Missouri
 0 vs. Pitt. State; vs. Mo. Southern State; vs. Emporia State

CATEGORY

Points Scored
Low
First Downs
Low
Rushing Plays
Low
Rushing Yards
Low
Passes Attempted
Low
Passes Completed
Low
Passing Yardage
Low
Total Plays
Low
Total Offense
Low
Total Touchdowns
Low
Fumbles Lost
Low

OPPONENTS

66, NW Missouri State
 17, Southwest Baptist
 32, NW Missouri State
 15, Central Missouri
 54, Missouri Southern State
 23, Southwest Baptist
 346, NW Missouri State
 22, Central Missouri
 55, Southwest Baptist
 7, Missouri Southern State
 36, Southwest Baptist
 3, Missouri Southern State
 378, Pittsburg State
 35, Missouri Southern State
 81, NW Missouri State
 61, Missouri Southern State
 654, NW Missouri State
 250, Central Missouri
 9, NW Missouri State
 2, Southwest Baptist
 2, Pittsburg State
 0, Washburn; Emporia St.; NW Missouri St.; Mo. West. St.

2012 NSU STARTING LINEUPS

Offense

Opponent	QB	TB	FB/WR	WR	WR	TE/WR	LT	LG	C	RG	RT
Pitt State	Deaton	Dixon	Whitlow	Nelson	Sherman	Dvorak	Bowie	Webber	Dvorak	Brown	James
@MSSU	Deaton	Dixon	Coleman	Nelson	Sherman	Dvorak	Bowie	Webber	Dvorak	Brown	James
@Washburn	Deaton	Dixon	Coleman	Nelson	Sherman	McJunkins	Bowie	Webber	Dvorak	Brown	James
Emporia State	Deaton	Dixon	Whitlow	Nelson	Sherman	Coleman	Bowie	Webber	Dvorak	Brown	James
@NWMSU	Deaton	Rockmore	Whitlow	Bryant	Sherman	Dvorak	Bowie	Webber	Dvorak	Brown	James
MWSU	Deaton	Rockmore	Coleman	Bryant	Sherman	Dvorak	Bowie	Webber	Dvorak	Brown	James
UCM	Deaton	Rockmore	Coleman	Bryant	Nelson	Dvorak	Harrison	Lawson	Dvorak	Brown	James
@SBU	Deaton	Rockmore	Whitlow	Bryant	Sherman	Coleman	Bowie	Webber	Baab	Brown	James
Lincoln											
@UCO											

Defense

Opponent	DE	NG	DT	DE	ROVER	ILB	HAWK	CB	CB	SS	FS
Pitt State	Andrews	Taala	Dirteater	Renfrow	Shambaugh	Gray	L. Jones	Barr	V. Jones	Harris	Johnson
@MSSU	McGue	Taala	Dirteater	Williams	Shambaugh	Gray	L. Jones	Lewis	V. Jones	Harris	Johnson
@Washburn	Stroup	Pointer	Dirteater	Renfrow	L. Jones	Gray	Dinkins	Lewis	Barr	Leach	Johnson
Emporia State	Williams	Pointer	Dirteater	Renfrow	L. Jones	Gray	Dinkins	Barr	V. Jones	Leach	Johnson
@NWMSU	Williams	Pointer	Dirteater	Renfrow	Shambaugh	Gray	L. Jones	Lewis	V. Jones	Leach	Johnson
MWSU	Williams	Pointer	Dirteater	Renfrow	Shambaugh	Gray	L. Jones	Lewis	V. Jones	Leach	Johnson
UCM	Williams	Pointer	Dirteater	Renfrow	Shambaugh	Gray	L. Jones	Lewis	V. Jones	Leach	Johnson
@SBU	Williams	Pointer	Dirteater	Renfrow	Shambaugh	Gray	L. Jones	Lewis	V. Jones	Leach	Johnson
Lincoln											
@UCO											

2012 OPPONENT INDIVIDUAL SUPERLATIVES

Longest Run from Scrimmage - 72 yards by Michael Hill, Missouri Western State

Longest Run from Scrimmage for TD - 72 yards by Michael Hill, Missouri Western State

Longest Pass Play - 65 yards by Trevor Adams to Bryce Young, NW Missouri State

Longest Pass Play for TD - 35 yards by Dan Connors to Derwyn Lauderdale, Southwest Baptist

Longest Kickoff Return - 64 yards by Tyler Shaw, NW Missouri State; 64 yards by T.J. Fannin, Missouri Western State

Longest Punt Return - 51 yards by John Brown, Pittsburg State
Longest Interception Return - 33 yards by Tyler Disney, Pittsburg State

Longest Punt - 69 yards by Matt Jordan, Central Missouri

Longest Field Goal - 37 yards by Connor Frazell, Pittsburg State

Most Rushing Attempts - 31 by Michael Hill, Missouri Western State

Most Rushing Yards - 195 yards by Michael Hill, Missouri Western State

Most TD's Rushing - 2 by Ne'Ronte Threatt, Missouri Southern State; 2 by Dozie Iwuagwa, Emporia State; 2 by Brady Bolles, NW Missouri State; 2 by Jordan Simmons, NW Missouri State

Most Passing Attempts - 54 by Dan Connors, Southwest Baptist

Most Passes Completed - 35 by Dan Connors, Southwest Baptist

Most Passing Yards - 378 by Anthony Abenoja, Pittsburg State

Most TD Passes Thrown - 4 by Travis Partridge, Missouri Western State

Most Yards Total Offense - 379 by Anthony Abenoja, Pittsburg State

Most Offensive Plays - 72 by Dan Connors, Southwest Baptist

Most Passes Caught - 16 by Derwyn Lauderdale, Southwest Baptist

Most Yards Receiving - 140 yards by John Brown, Pittsburg State

Most TD's Receiving - 2 by John Brown, Pittsburg State; 2 by Reggie Jordan, Missouri Western State; 2 by Derwyn Lauderdale, Southwest Baptist

Most Points Scored (non-kicking) - 18 by Jordan Simmons, NW Missouri State

Most Points Scored Kicking - 12 by Todd Adolf, NW Missouri State

Most Kickoff Returns - 4 by Mark Fancher, Washburn

Most Kickoff Return Yards - 89 yards by Mark Fancher, Washburn

Most Punt Returns - 8 by Chris Muhammad, Southwest Baptist

Most Punt Return Yards - 87 yards by John Brown, Pittsburg State

Most Interceptions - 1 by Bryant Sanchez, Pittsburg State; 1 by Tyler Disney, Pittsburg State; 1 by Nate Dreiling, Pittsburg State; 1 by Aaron Hill, Missouri Southern State; 1 by Devon Connors, Washburn, 1 by Adebayo Oladapo, Washburn; 1 by Kevin Gaddis, Emporia State; 1 by Collin DeBuysere, NW Missouri State; 1 by Nate DeJong, NW Missouri State; 1 by Dan Ritter, Missouri Western State; 1 by Patrick Lewis, Central Missouri

Most Interception Return Yards - 33 yards by Tyler Disney, Pittsburg State

Most Field Goals Scored - 2 by Connor Frazell, Pittsburg State

Most Punts - 9 by Jorge Batres, Southwest Baptist

Best Punting Average (min. 2 punts) - 44.6 yards by Matt Jordan, Central Missouri (8 punts)

2012 TEAM GAME-BY-GAME SUMMARIES

	NSU	PSU
First Downs	18	28
Total Net Yards	386	562
Offensive Plays	62	77
Yards Per Play	6.2	7.3
Rushes/Net Yards	24-142	41-184
Net Passing Yards	244	378
Passes Comp/Att.	15-38	26-36
Had Intercepted	3	2
Punts/Average	5-40.2	1-57.0
Penalties/Yards	6-58	9-101
Fumbles/Lost	0-0	3-2
Sacks By	1-10	1-7
3rd Down Conv/Att.	4-11	8-13
4th Down Conv/Att.	0-1	1-1
Possession Time	24:46	35:14

	NSU	MSSU
First Downs	20	19
Total Net Yards	339	360
Offensive Plays	62	61
Yards Per Play	5.5	5.9
Rushes/Net Yards	24-52	54-325
Net Passing Yards	287	35
Passes Comp/Att.	23-38	3-7
Had Intercepted	1	0
Punts/Average	3-39.7	3-39.3
Penalties/Yards	9-79	7-69
Fumbles/Lost	0-0	1-1
Sacks By	0-0	2-11
3rd Down Conv/Att.	7-13	3-9
4th Down Conv/Att.	0-2	1-1
Possession Time	25:20	34:40

	NSU	WU
First Downs	18	17
Total Net Yards	423	286
Offensive Plays	75	74
Yards Per Play	5.6	3.9
Rushes/Net Yards	36-251	42-117
Net Passing Yards	172	169
Passes Comp/Att.	17-39	16-32
Had Intercepted	2	1
Punts/Average	6-30.5	7-42.4
Penalties/Yards	7-77	5-50
Fumbles/Lost	3-1	0-0
Sacks By	1-2	1-2
3rd Down Conv/Att.	7-16	7-19
4th Down Conv/Att.	0-0	0-2
Possession Time	29:02	30:58

	NSU	ESU
First Downs	17	23
Total Net Yards	348	452
Offensive Plays	77	75
Yards Per Play	4.5	6.0
Rushes/Net Yards	31-147	48-223

Net Passing Yards	201	229
Passes Comp/Att.	20-46	19-27
Had Intercepted	1	1
Punts/Average	7-36.9	5-40.0
Penalties/Yards	7-86	5-57
Fumbles/Lost	0-0	0-0
Sacks By	1-4	0-0
3rd Down Conv/Att.	5-19	5-13
4th Down Conv/Att.	2-4	1-2
Possession Time	27:31	32:29

	NSU	NWMSU
First Downs	16	32
Total Net Yards	271	654
Offensive Plays	63	81
Yards Per Play	4.3	8.1
Rushes/Net Yards	29-88	50-346
Net Passing Yards	183	308
Passes Comp/Att.	19-34	22-31
Had Intercepted	2	0
Punts/Average	5-37.0	1-50.0
Penalties/Yards	2-10	7-75
Fumbles/Lost	2-2	0-0
Sacks By	0-0	1-4
3rd Down Conv/Att.	3-11	11-14
4th Down Conv/Att.	1-2	0-1
Possession Time	27:35	32:25

	NSU	MWSU
First Downs	20	24
Total Net Yards	436	466
Offensive Plays	67	72
Yards Per Play	6.5	6.5
Rushes/Net Yards	32-172	44-237
Net Passing Yards	264	229
Passes Comp/Att.	19-35	17-28
Had Intercepted	1	2
Punts/Average	4-32.5	3-28.0
Penalties/Yards	9-99	6-46
Fumbles/Lost	2-1	0-0
Sacks By	2	2
3rd Down Conv/Att.	7-16	7-13
4th Down Conv/Att.	1-3	0-0
Possession Time	26:20	33:40

	NSU	UCM
First Downs	19	15
Total Net Yards	400	250
Offensive Plays	76	70
Yards Per Play	5.3	3.6
Rushes/Net Yards	39-174	24-22
Net Passing Yards	226	228
Passes Comp/Att.	19-37	27-46
Had Intercepted	1	2
Punts/Average	7-43.6	8-44.6
Penalties/Yards	9-82	7-50
Fumbles/Lost	4-4	1-1

Sacks By	1-11	3-13
3rd Down Conv/Att.	6-17	4-16
4th Down Conv/Att.	2-2	0-1
Possession Time	31:16	28:44

	NSU	SBU
First Downs	16	21
Total Net Yards	283	327
Offensive Plays	76	78
Yards Per Play	3.7	4.2
Rushes/Net Yards	51-191	23-41
Net Passing Yards	92	286
Passes Comp/Att.	9-25	36-55
Had Intercepted	0	1
Punts/Average	10-37.6	9-33.0
Penalties/Yards	5-65	6-65
Fumbles/Lost	2-2	2-1
Sacks By	3	0
3rd Down Conv/Att.	3-16	6-20
4th Down Conv/Att.	1-1	1-2
Possession Time	32:36	27:24

	NSU	LU
First Downs		
Total Net Yards		
Offensive Plays		
Yards Per Play		
Rushes/Net Yards		
Net Passing Yards		
Passes Comp/Att.		
Had Intercepted		
Punts/Average		
Penalties/Yards		
Fumbles/Lost		
Sacks By		
3rd Down Conv/Att.		
4th Down Conv/Att.		
Possession Time		

	NSU	UCO
First Downs		
Total Net Yards		
Offensive Plays		
Yards Per Play		
Rushes/Net Yards		
Net Passing Yards		
Passes Comp/Att.		
Had Intercepted		
Punts/Average		
Penalties/Yards		
Fumbles/Lost		
Sacks By		
3rd Down Conv/Att.		
4th Down Conv/Att.		
Possession Time		

2012 GAME-BY-GAME OFFENSIVE STATISTICS

RUSHING	Dixon	Rockmore	Deaton	Simmons	McCutcheon	Perry
Opponent	A-Yds-Td	A-Yds-Td	A-Yds-Td	A-Yds-Td	A-Yds-Td	A-Yds-Td
Pitt State	14-128-2	7-13-0	3-1-0	DNP	DNP	DNP
@MSSU	18-33-1	DNP	6-19-0	0-0-0	DNP	DNP
@Washburn	16-61-0	15-176-1	4-18-0	0-0-0	DNP	DNP
Emporia State	8-18-0	16-105-1	2-(-4)-0	4-18-0	1-10-0	DNP
@NWMSU	DNP	17-57-0	3-(-8)-0	DNP	7-29-0	2-10-0
MWSU	DNP	20-131-3	2-(-2)-0	1-2-0	7-44-0	DNP
UCM	1-(-4)-0	25-121-1	7-33-1	3-13-0	2-13-0	DNP
@SBU	5-11-0	38-169-3	5-11-0	1-2-0	0-0-0	DNP
Lincoln						
@UCO						

PASSING	Deaton	McCutcheon	Beers
Opponent	C-A-I-Yds-Td	C-A-I-Yds-Td	C-A-I-Yds-Td
Pitt State	15-38-3-244-1	DNP	0-0-0-0-0
@MSSU	23-38-1-287-2	DNP	0-0-0-0-0
@Washburn	17-39-2-172-1	DNP	0-0-0-0-0
Emporia State	20-46-1-201-1	0-0-0-0-0	0-0-0-0-0
@NWMSU	14-25-2-139-1	4-8-0-32-0	1-1-0-12-0
MWSU	14-28-1-204-0	5-7-0-60-1	0-0-0-0-0
UCM	19-37-1-226-0	0-0-0-0-0	0-0-0-0-0
@SBU	9-25-0-92-0	0-0-0-0-0	0-0-0-0-0
Lincoln			
@UCO			

RECEIVING	Sherman	McJunkins	Coleman	Dixon	Devers	Dvorak	Rockmore
Opponent	R-Yds-Td	R-Yds-Td	R-Yds-Td	R-Yds-Td	R-Yds-Td	R-Yds-Td	R-Yds-Td
Pitt State	5-77-1	3-36-0	2-65-0	2-46-0	1-10-0	1-5-0	1-5-0
@MSSU	7-133-1	3-16-0	8-86-0	3-26-1	0-0-0	0-0-0	DNP
@Washburn	6-84-1	3-24-0	1-7-0	1-5-0	DNP	3-20-0	1-5-0
Emporia State	9-63-1	0-0-0	5-30-0	0-0-0	DNP	0-0-0	0-0-0
@NWMSU	5-45-0	0-0-0	3-26-1	DNP	1-5-0	1-10-0	2-17-0
MWSU	1-9-0	0-0-0	6-77-1	DNP	DNP	0-0-0	3-27-0
UCM	6-102-0	0-0-0	6-70-0	0-0-0	DNP	1-3-0	1-1-0
@SBU	0-0-0	DNP	3-21-0	0-0-0	DNP	0-0-0	
Lincoln							
@UCO							

RECEIVING	Harris	Bryant	Whitlow	Nelson
Opponent	R-Yds-Td	R-Yds-Td	R-Yds-Td	R-Yds-Td
Pitt State	DNP	0-0-0	0-0-0	0-0-0
@MSSU	2-26-0	0-0-0	0-0-0	0-0-0
@Washburn	DNP	1-4-0	1-23-0	0-0-0
Emporia State	2-57-0	3-43-0	0-0-0	1-8-0
@NWMSU	2-22-0	2-21-0	2-24-0	1-13-0
MWSU	3-69-0	4-36-0	1-6-0	1-40-0
UCM	2-18-0	3-32-0	0-0-0	0-0-0
@SBU	3-30-0	1-23-0	1-4-0	DNP
Lincoln				
@UCO				

2012 GAME-BY-GAME TACKLES CHART


DEFENSE	PSU S-AT	MSSU S-AT	WASH S-AT	ESU S-AT	NWMSU S-AT	MWSU S-AT	UCM S-AT	SBU S-AT	LU S-AT	UCO S-AT
<u>SECONDARY</u>										
Barr	3-2	DNP	3-2	7-3	2-1	0-1	1-2	DNP		
Cotton	0-0	0-0	0-1	0-1	4-2	2-0	2-0	0-0		
Harris	5-2	1-4	DNP	DNP	DNP	DNP	DNP	DNP		
Fowler	DNP	DNP	DNP	DNP	1-3	0-1	0-1	0-0		
Johnson, V.	10-4	3-5	6-6	3-3	4-4	3-10	0-2	2-1		
Jones, V.	2-0	2-1	0-1	4-2	2-0	1-1	2-1	1-0		
Leach	1-1	DNP	3-5	2-0	5-3	7-7	6-2	4-1		
Lewis	3-1	2-2	4-1	1-0	1-2	2-2	2-1	3-2		
Nevel	0-0	1-1	0-0	0-1	3-2	0-0	0-1	4-0		
Shambaugh	2-1	2-4	1-1	2-1	0-1	3-7	4-3	5-1		
Williams, V.	5-3	1-1	DNP	1-4	7-5	3-1	2-2	0-0		
<u>LINEBACKERS</u>										
Dinkins	3-4	0-5	1-6	2-5	DNP	DNP	DNP	DNP		
Fuston	1-0	1-1	0-0	0-1	1-2	0-0	0-1	2-0		
Gray	2-1	1-3	3-2	5-1	3-1	1-10	7-6	7-5		
Jones, L.	5-3	7-9	6-7	3-4	4-4	3-9	2-5	7-6		
Park	0-2	0-1	1-2	4-2	0-3	0-2	0-0	0-2		
<u>LINE</u>										
Andrews	0-0	0-2	0-0	DNP	DNP	0-0	0-0	0-0		
Dirteater	0-4	0-2	1-3	0-4	0-0	0-2	0-1	0-0		
Garrett	DNP	DNP	0-0	0-2	0-2	0-2	0-1	1-1		
Ladymon	DNP	DNP	DNP	1-0	1-3	0-0	DNP	DNP		
McGue	2-2	1-4	3-1	2-1	1-1	1-1	1-1	2-1		
Pointer	0-1	0-2	1-3	3-3	1-2	1-0	1-3	2-1		
Renfrow	0-1	1-3	0-2	1-1	0-2	0-3	1-0	1-2		
Stroup	1-1	0-1	1-2	3-1	1-2	0-2	0-1	3-1		
Williams, D.	0-1	1-2	0-1	1-2	0-0	0-2	0-4	2-0		
<u>OTHERS</u>										
Bond	1-0	0-0	0-0	DNP	DNP	DNP	DNP	DNP		
Brown	1-0	0-0	0-0	0-0	0-0	0-0	0-0	0-0		
Bryant	0-0	0-0	0-0	0-0	0-0	0-0	0-0	1-0		
Coleman	1-0	0-0	0-0	0-0	0-0	0-0	0-0	0-0		
Combs	1-0	0-0	0-0	0-0	0-1	0-0	0-0	1-1		
Devers	1-0	0-0	DNP	DNP	0-0	DNP	DNP	DNP		
Dixon	1-0	0-0	0-0	0-0	DNP	DNP	0-0	0-0		
Johnson, C.	DNP	0-0	0-0	1-0	0-0	0-0	0-0	2-2		
McJunkins	0-0	0-0	0-0	0-1	0-0	0-0	0-0	DNP		
Simmons, Z.	DNP	0-0	0-0	0-1	DNP	0-1	0-0	0-0		
Whitlow, N.	0-0	0-0	0-0	0-0	1-0	0-0	0-0	0-1		



Northeastern State University

2012 Game Capsules

GAME 1 • AUG. 30 • TAHLEQUAH, OKLA. • DOC WADLEY STADIUM (4,522)

	#1 PITTSBURG STATE	41	1-0, 1-0
	NORTHEASTERN STATE	20	0-1, 0-1

GAME NOTES

- The RiverHawks competed in their first-ever MIAA contest
- NSU outgained the defending national champs 255-245 in the second half
- Terrance Dixon recorded 174 all-purpose yards, with 128 on the ground on 14 attempts. He also scored on runs of 46 and 29 yards
- Jermaine Sherman hauled in five passes for 77 yards and a touchdown
- Johnny Deaton threw for 244 yards on 15-of-38 passing and one score
- Kyler Harris and Chandler Barr both recorded their first-career interceptions
- Victor Johnson recorded a game-high 12 tackles

SCORING BY QUARTERS	1	2	3	4	F
#1 Pittsburg State	7	14	10	10	41
Northeastern State	6	0	7	7	20

Scoring Summary

1	9:01	PSU	Anthony Abenoja 8 pass to John Brown (Connor Frazell kick)
	5:21	NSU	Terrance Dixon 46 run (kick failed)
2	11:56	PSU	Trezz Tillman 3 run (Frazell kick)
	0:30	PSU	Abenoja 3 pass to Bradley Letchworth (Frazell kick)
3	12:37	PSU	Jeff Seybold 4 run (Frazell kick)
	3:57	PSU	Frazell 29 FG
	3:01	NSU	Johnny Deaton 30 pass to Jermaine Sherman (Daniel Bond kick)
4	11:54	PSU	Abenoja 21 pass to Brown (Frazell kick)
	11:02	NSU	Dixon 29 run (Bond kick)
	5:55	PSU	Frazell 37 FG

Team Statistics

	PSU	NSU
FIRST DOWNS	28	18
RUSHES-YARDS (NET)	41-184	24-142
PASSING YDS (NET)	378	244
Passes Att-Comp-Int	36-26-2	38-15-3
TOTAL OFFENSE PLAYS-YARDS	77-562	62-386
Fumble Returns-Yards	0-0	0-0
Punt Returns-Yards	3-87	0-0
Kickoff Returns-Yards	2-43	7-126
Interception Returns-Yards	3-58	2-4
Punts (Number-Avg)	1-57.0	5-40.2
Fumbles-Lost	3-2	0-0
Penalties-Yards	9-101	6-58
Possession Time	35:14	24:46
Third-Down Conversions	8 of 13	4 of 11
Fourth-Down Conversions	1 of 1	0 of 1
Red-Zone Scores-Chances	6-7	0-0
Sacks By: Number-Yards	1-7	1-10

Individual Statistics

RUSHING: PSU-Spradling, Jason 9-52; Poston, Stephen 3-33; Tillman, Trezz 5-27; Seybold, Jeff 9-24; Rampy, Luke 2-21; Wilson, Briceton 6-21; Watkins, Solomon 1-5; Dixon, Mandel 1-2; Abenoja, Anthony 4-1; TEAM 1-minus 2. **NSU-**Dixon, Terrance 14-128; Rockmore, Joel 7-13; Deaton, Johnny 3-1.

PASSING: PSU-Abenoja, Anthony 26-36-2-378. **NSU-**Deaton, Johnny 15-38-3-244.

RECEIVING: PSU-Brown, John 9-140; Tillman, Trezz 3-43; Seybold, Jeff 3-22; Castaneda, A. 2-63; Rampy, Luke 2-46; Lutman, Gavin 2-29; Letchworth, B. 2-18; Spradling, Jason 2-17; Poston, Stephen 1-0. **NSU-**Sherman, Jermaine 5-77; McJunkins, Prince 3-36; Coleman, Jahmai 2-65; Dixon, Terrance 2-46; Devers, Shane 1-10; Dvorak, Ryan 1-5; Rockmore, Joel 1-5.

INTERCEPTIONS: PSU-Disney, Tyler 1-33; Sanchez, Bryant 1-17; Dreiling, Nate 1-4; Terry, Keeston 0-4. **NSU-**Barr, Chandler 1-4; Harris, Kyler 1-0.

FUMBLES: PSU-Brown, John 1-1; Spradling, Jason 1-1; Sanchez, Bryant 1-0. **NSU-**None.

SACKS (UA-A): PSU-Bausby, De'Vante 1-0. **NSU-**Williams, Victor 1-0.

TACKLES (UA-A): PSU-Terry, Keeston 4-4; Disney, Tyler 2-3; Dreiling, Nate 2-3; Cushon, Marquise 2-3; Windscheffel, J. 4-0; Peete, Jason 3-1; Grissom, Will 3-0; Toca, Gus 1-2; Uzzel, Joe 1-1; Bausby, De'Vante 1-1; Foutz, Lewis 1-1; Irvin, Taye 1-1; Washington, D. 0-2; Sanchez, Bryant 1-0; Catloth, Jake 1-0; Sanders, Graylon 1-0; Heffern, Chris 1-0; Herrion, Aries 1-0; Castaneda, A. 1-0; Adair, Avery 1-0. **NSU-**Johnson, Victor 10-4; Williams, Victor 5-3; Jones, Langston 5-3; Harris, Kyler 5-2; Dinkins, Chris 3-4; Barr, Chandler 3-2; Lewis, David 3-1; McGue, James 2-2; Dirteater, Blake 0-4; Gray, Jack 2-1; Shambaugh, Cayle 2-1; TEAM 2-0; Jones, Vernon 2-0; Leach, Terrence 1-1; Stroup, Alan 1-1; Park, Cory 0-2; Fuston, Donnie 1-0; Taala, Yun 1-0; Dixon, Terrance 1-0; Coleman, Jahmai 1-0; Bond, Daniel 1-0; Devers, Shane 1-0; Combs, Corey 1-0; Renfrow, James 0-1; Williams, Danny 0-1; Pointer, Bobby 0-1.

GAME 2 • SEPT. 8 • JOPLIN, MO. • HUGHES STADIUM (5,287)

	NORTHEASTERN STATE	21	0-2, 0-2
	MISSOURI SOUTHERN STATE	27	2-0, 2-0

GAME NOTES

- Northeastern State outscored MSSU 14-6 in the second half
- NSU outgained the Lions 227-113 in the second half
- The RiverHawks recorded one more first down than their opponents, 20-19
- Johnny Deaton was 23 of 38 through the air for 287 yards and two scores
- Jermaine Sherman had a career-high 133 yards receiving on seven catches, while also scoring on a 69-yard pass with 2:13 to play in the contest
- Jahmai Coleman had a career-high eight receptions and had 86 yards receiving
- Langston Jones had a career-high 15 tackles

SCORING BY QUARTERS	1	2	3	4	F
Northeastern State	0	7	7	7	21
Missouri Southern State	7	14	0	6	27

Scoring Summary

1	5:25	MSSU	Kellen Cox 1 run (Dallas Herndon kick)
2	14:20	NSU	Terrance Dixon 3 run (Daniel Bond kick)
	12:32	MSSU	Ne'Ronte Threatt 3 run (Herndon kick)
	4:45	MSSU	Threatt 14 run (Herndon kick)
3	8:54	NSU	Johnny Deaton 8 pass to Dixon (Bond kick)
4	3:17	MSSU	Bryant Venson 19 run (kick failed)
	2:13	NSU	Deaton 69 pass to Jermaine Sherman (Bond kick)

Team Statistics

	NSU	MSSU
FIRST DOWNS	20	19
RUSHES-YARDS (NET)	24-52	54-325
PASSING YDS (NET)	287	35
Passes Att-Comp-Int	38-23-1	7-3-0
TOTAL OFFENSE PLAYS-YARDS	62-339	61-360
Fumble Returns-Yards	0-0	0-0
Punt Returns-Yards	2-7	2-13
Kickoff Returns-Yards	4-65	3-37
Interception Returns-Yards	0-0	1-12
Punts (Number-Avg)	3-39.7	3-39.3
Fumbles-Lost	0-0	1-1
Penalties-Yards	9-79	7-69
Possession Time	25:20	34:40
Third-Down Conversions	7 of 13	3 of 9
Fourth-Down Conversions	0 of 2	1 of 1
Red-Zone Scores-Chances	2-3	4-6
Sacks By: Number-Yards	0-0	2-11

Individual Statistics

RUSHING: NSU-Dixon, Terrance 18-33; Deaton, Johnny 6-19. **MSSU-**Cox, Kellen 8-108; Venson, Bryant 6-50; Edwards, Javonte 13-48; Threatt, Ne'Ront 5-37; Hurd, Travis 3-29; Forchu, Giresse 6-27; Thayer, Anthony 8-19; Webster, Kyle 2-5; Swen, Elijah 1-2; Jones, JJ 1-2; TEAM 1-minus 2.

PASSING: NSU-Deaton, Johnny 23-38-1-287. **MSSU-**Webster, Kyle 2-4-0-25; Cox, Kellen 1-3-0-10.

RECEIVING: NSU-Coleman, Jahmai 8-86; Sherman, Jermaine 7-133; Dixon, Terrance 3-26; McJunkins, Prince 3-16; Harris, Gianni 2-26. **MSSU-**Zerkel, Landon 3-35.

INTERCEPTIONS: NSU-None. **MSSU-**Hall, Aaron 1-12.

FUMBLES: NSU-None. **MSSU-**Hurd, Travis 1-1.

SACKS (UA-A): NSU-None. **MSSU-**Combs, Gary 1-0; Williams, Brandon 1-0.

TACKLES (UA-A): NSU-Jones, Langston 7-9; Johnson, Victor 3-5; Shambaugh, Cayle 2-4; McGue, James 1-4; Harris, Kyler 1-4; Dinkins, Chris 0-5; Lewis, David 2-2; Renfrow, James 1-3; Gray, Jack 1-3; Jones, Vernon 2-1; Williams, Danny 1-2; Fuston, Donnie 1-1; Williams, Victor 1-1; Nevel, Colten 1-1; Taala, Yun 1-1; Andrews, Logan 0-2; Dirteater, Blake 0-2; Pointer, Bobby 0-2; Brown, Jonathan 1-0; Park, Cory 0-1; Stroup, Alan 0-1. **MSSU-**Hall, Aaron 5-3; Wong, Alex 5-3; Williams, Brando 2-5; Rogers, Jonathan 1-5; Horsely, Demond 2-3; Phillips, Ryon 2-2; Rodgers, Brian 2-1; Haire, Demon 2-1; Ridgway, Gatlif 1-2; Combs, Gary 1-2; Matlock, Breon 2-0; Nelson, Michael 2-0; Thomas, Daryl 1-1; Thomas, Donteri 1-0; Varol, Paco 1-0; Swen, Elijah 0-1; Pickett, Keith 0-1.



Northeastern State University

2012 Game Capsules

GAME 3 • SEPT. 15 • TOPEKA, KAN. • YAGER STADIUM (5,671)

	NORTHEASTERN STATE	20	0-3, 0-3
	#9 WASHBURN	24	3-0, 3-0

GAME NOTES

- The RiverHawks shutout the Ichabods in the second half and outscored the home team 10-0 in the final two quarters
- NSU outgained Washburn by a 423-286 margin in the game and 249-93 in the second half
- Joel Rockmore recorded a career-high 176 yards rushing on 15 carries, while also scoring once. He had 211 all-purpose yards
- Jermaine Sherman caught six passes for 84 yards and a touchdown
- Vernon Jones recorded an interception, and Langston Jones (13) and Victor Johnson (12) both had double-digit tackles

SCORING BY QUARTERS	1	2	3	4	F
Northeastern State	10	0	0	10	20
#9 Washburn	7	17	0	0	24

Scoring Summary

1	10:03	NSU	Drew Patton 46 FG
	7:37	WU	Mitch Buhler 9 pass to Tore' Hurst (Jeremy Linn kick)
	5:03	NSU	Johnny Deaton 46 pass to Jermaine Sherman (Patton kick)
2	14:54	WU	Devon Connors 26 blocked punt (Linn kick)
	5:53	WU	Linn 26 FG
	0:32	WU	Kameron Stewart 1 run (Linn kick)
4	10:43	NSU	Joel Rockmore 3 run (Patton kick)
	7:09	NSU	Patton 27 FG

Team Statistics

	NSU	WU
FIRST DOWNS	18	17
RUSHES-YARDS (NET)	36-251	42-117
PASSING YDS (NET)	172	169
Passes Att-Comp-Int	39-17-2	32-16-1
TOTAL OFFENSE PLAYS-YARDS	75-423	74-286
Fumble Returns-Yards	0-0	0-0
Punt Returns-Yards	4-18	3-44
Kickoff Returns-Yards	4-56	4-89
Interception Returns-Yards	1-2	2-0
Punts (Number-Avg)	6-30.5	7-42.4
Fumbles-Lost	3-1	0-0
Penalties-Yards	7-77	5-50
Possession Time	29:02	30:58
Third-Down Conversions	7 of 16	7 of 19
Fourth-Down Conversions	0 of 0	0 of 2
Red-Zone Scores-Chances	2-3	3-3
Sacks By: Number-Yards	1-2	1-2

Individual Statistics

RUSHING: NSU-Rockmore, Joel 15-176; Dixon, Terrance 16-61; Deaton, Johnny 4-18; TEAM 1-minus 4. WU-Groves, Hayden 19-47; Lockhart, Donnie 9-28; Stewart, Kameron 7-22; Fancher, Mark 1-19; Brown, Tyrell 2-5; Buhler, Mitch 2-0; TEAM 2-minus 4.

PASSING: NSU-Deaton, Johnny 17-39-2-172. WU-Buhler, Mitch 16-32-1-169.

RECEIVING: NSU-Sherman, Jermaine 6-84; McJunkins, Prince 3-24; Dvorak, Ryan 3-20; Whitlow, Nick 1-23; Coleman, Jahmai 1-7; Dixon, Terrance 1-5; Rockmore, Joel 1-5; Bryant, Chucky 1-4. WU-Kobberman, Matt 5-91; Hurst, Tore' 3-23; Hart, Jordan 2-29; Mertz, Ryan 2-17; Brown, Tyrell 1-12; Fancher, Mark 1-3; Stewart, Kameron 1-1; Groves, Hayden 1-minus 7.

INTERCEPTIONS: NSU-Jones, Vernon 1-2. WU-Oladapo, Adebayo 1-0; Connors, Devon 1-0.

FUMBLES: NSU-Rockmore, Joel 2-1; TEAM 1-0. WU-None.

SACKS (UA-A): NSU-Renfrow, James 0-1; Jones, Langston 0-1. WU-Walker, Corey 1-0.

TACKLES (UA-A): NSU-Jones, Langston 6-7; Johnson, Victor 6-6; Leach, Terrence 3-5; Dinkins, Chris 1-6; Lewis, David 4-1; Barr, Chandler 3-2; Gray, Jack 3-2; McGue, James 3-1; Pointer, Bobby 1-3; Dirteater, Blake 1-3; Stroup, Alan 1-2; Park, Cory 1-2; Shambaugh, Cayle 1-1; Renfrow, James 0-2; Williams, Danny 0-1; Jones, Vernon 0-1; Cotton, Marcus 0-1. WU-Macken, Ryan 5-5; Atagi, Bryce 3-7; Myers, Jaime 5-1; Connors, Devon 5-0; Williams, Willie 4-0; Shine, T.J. 4-0; Wooten, Shay 3-1; Waller, Arlan 2-2; Taylor, Jahmil 2-1; Dowdy, Alex 1-2; Kenney, Calvin 1-2; Kelly, Jayveri 1-2; Ewy, Tyler 2-0; Walker, Corey 1-1; Seibel, Jason 1-1; Cervantes, Jake 1-1; Mertz, Ryan 1-0; Dewey, Brit 0-1; Dale, Bryan 0-1.

GAME 4 • SEPT. 22 • TAHLEQUAH, OKLA. • DOC WADLEY STADIUM (2,163)

	(RV) EMPORIA STATE	30	4-0, 4-0
	NORTHEASTERN STATE	20	0-4, 0-4

GAME NOTES

- The RiverHawks recovered an inside kick for the second time in four games
- NSU won the turnover battle, 2-1
- Joel Rockmore rushed for 105 yards on 16 carries and a touchdown, and he also had 157 all-purpose yards
- Jermaine Sherman had a career-high nine catches for 63 yards, and he caught a touchdown in his fourth-straight game
- Johnny Deaton completed 20 of 46 passes for 201 yards and a TD
- The NSU defense recorded eight tackles for loss, one sack and three PBR's
- Chandler Barr led the defense with 10 tackles

SCORING BY QUARTERS	1	2	3	4	F
(RV) Emporia State	3	6	14	7	30
Northeastern State	0	0	6	14	20

Scoring Summary

1	4:09	ESU	Derek Jonas 27 FG
2	3:44	ESU	Derwin Hall 2 run (Kick failed)
3	12:59	NSU	Drew Patton 24 FG
	9:51	ESU	Dozie Iwuagwa 11 run (Jonas kick)
	9:01	NSU	Patton 47 FG
	2:23	ESU	Iwuagwa 7 run (Jonas kick)
4	9:50	NSU	Johnny Deaton 17 pass to Jermaine Sherman (Patton kick)
	5:34	NSU	Joel Rockmore 9 run (Patton kick)
	3:49	ESU	Tyler Eckenrode 11 pass to Shjuan Richardson (Jonas kick)

Team Statistics

	ESU	NSU
FIRST DOWNS	23	17
RUSHES-YARDS (NET)	48-223	31-147
PASSING YDS (NET)	229	201
Passes Att-Comp-Int	27-19-1	46-20-1
TOTAL OFFENSE PLAYS-YARDS	75-452	77-348
Fumble Returns-Yards	0-0	0-0
Punt Returns-Yards	3-11	1-1
Kickoff Returns-Yards	4-95	5-112
Interception Returns-Yards	1-0	1-36
Punts (Number-Avg)	5-40.0	7-36.9
Fumbles-Lost	1-1	1-0
Penalties-Yards	5-57	7-86
Possession Time	32:29	27:31
Third-Down Conversions	5 of 13	5 of 19
Fourth-Down Conversions	1 of 2	2 of 4
Red-Zone Scores-Chances	5-6	3-3
Sacks By: Number-Yards	0-0	1-4

Individual Statistics

RUSHING: ESU-Hall, Derwin 18-85; Iwuagwa, Dozie 18-80; Eckenrode, Tyler 9-55; Gentz, Brandon 1-7; TEAM 2-minus 4. NSU-Rockmore, Joel 16-105; Dixon, Terrance 8-18; Simmons, Zack 4-18; McCutcheon, Dallas 1-10; Deaton, Johnny 2-minus 4.

PASSING: ESU-Eckenrode, Tyler 19-27-1-229. NSU-Deaton, Johnny 20-46-1-201.

RECEIVING: ESU-Davis, Ray 6-97; Iwuagwa, Dozie 4-54; Richardson, Shjuan 3-53; Ervin, Kavasi 2-17; Gentz, Brandon 1-5; Schiltz, Adam 1-3; Willis, Austin 1-2; Hall, Derwin 1-minus 2. NSU-Sherman, Jermaine 9-63; Coleman, Jahmai 5-30; Bryant, Chucky 3-43; Harris, Gionni 2-57; Nelson, Montra 1-8.

INTERCEPTIONS: ESU-Gaddis, Kevin 1-0. NSU-Jones, Vernon 1-36.

FUMBLES: ESU-Eckenrode, Tyler 1-1. NSU-Deaton, Johnny 1-0.

SACKS (UA-A): ESU-None. NSU-Stroup, Alan 1-0.

TACKLES (UA-A): ESU-Carlson, Ben 7-2; Poston, Chris 5-3; Lohmann, Derek 4-1; Gaddis, Kevin 3-2; Richards, Jeff 3-2; Sanders, Jordan 1-3; Matthews, Aaron 3-0; Hagler, Dakota 2-1; Wilson, Justin 2-0; Taylor, Josh 2-0; Fortune, Gary 1-1; Abila, Corben 1-1; Chandler, Tim 1-1; Junious, James 1-1; Satchell, Kadeem 1-0; Reichmann, Ashton 1-0; Louia, Ryan 1-0; Melick, Ben 1-0; Eckenrode, Tyler 1-0; Jones, Kamrhan 0-1; Weaver, Tyrone 0-1; Willis, Austin 0-1; Farley, Jake 0-1. NSU-Barr, Chandler 7-3; Jones, Langston 3-4; Dinkins, Chris 2-5; Gray, Jack 5-1; Park, Cory 4-2; Jones, Vernon 4-2; Pointer, Bobby 3-3; Johnson, Victor 3-3; Williams, Victor 1-4; Stroup, Alan 3-1; Dirteater, Blake 0-4; Shambaugh, Cayle 2-1; McGue, James 2-1; Williams, Danny 1-2; Leach, Terrence 2-0; Renfrow, James 1-1; Garrett, Kenny 0-2; Johnson, Cole 1-0; Lewis, David 1-0; Ladymon, Ethan 1-0; McJunkins, Prince 0-1; Fuston, Donnie 0-1; Nevel, Colten 0-1; Simmons, Zack 0-1; Cotton, Marcus 0-1.



Northeastern State University

2012 Game Capsules

GAME 5 • SEPT. 29 • MARYVILLE, MO. • BEARCAT STADIUM (8,261)

	NORTHEASTERN STATE	6	0-5, 0-5
	#11 NORTHWEST MISSOURI STATE	66	4-1, 3-1

GAME NOTES

- Northeastern State competed in its first game on the MIAA Network
- The RiverHawks scored a touchdown on their opening drive for the second time this season (Pitt State), and also scored on its opening possession for the third time
- Joel Rockmore rushed 17 times for 57 yards
- Victor Williams recorded a career-high 12 tackles
- Jermaine Sherman led all receivers with five catches for 45 yards
- Jahmai Coleman scored his first touchdown of the season and ended his day with three catches and 26 yards

SCORING BY QUARTERS	1	2	3	4	F
Northeastern State	6	0	0	0	6
#11 Northwest Missouri State	14	24	21	7	66

Scoring Summary

1	8:35	NSU	Johnny Deaton 17 pass to Jahmai Coleman (kick blocked)
	7:32	NWMSU	Jordan Simmons 2 run (Todd Adolf kick)
	4:09	NWMSU	Simmons 25 run (Adolf kick)
2	14:53	NWMSU	Adolf 25 FG
	11:16	NWMSU	Trevor Adams 1 run (Adolf kick)
	3:49	NWMSU	Adams 15 pass to Simmons (Adolf kick)
	0:23	NWMSU	Adams 10 pass to Vincent Defeo (Adolf kick)
3	12:26	NWMSU	Adams 14 pass to Tyler Shaw (Adolf kick)
	12:09	NWMSU	James Franklin 4 run (Adolf kick)
	1:21	NWMSU	Brady Bolles 6 run (Adolf kick)
4	12:16	NWMSU	Brady Bolles 12 run (Adolf kick)

Team Statistics

	NSU	NWMSU
FIRST DOWNS	16	32
RUSHES-YARDS (NET)	29-88	50-346
PASSING YDS (NET)	183	308
Passes Att-Comp-Int	34-19-2	31-22-0
TOTAL OFFENSE PLAYS-YARDS	63-271	81-654
Fumble Returns-Yards	0-0	0-0
Punt Returns-Yards	1-(-2)	4-26
Kickoff Returns-Yards	8-126	1-64
Interception Returns-Yards	0-0	2-0
Punts (Number-Avg)	5-37.0	1-50.0
Fumbles-Lost	2-2	0-0
Penalties-Yards	2-10	7-75
Possession Time	27:35	32:25
Third-Down Conversions	3 of 11	11 of 14
Fourth-Down Conversions	1 of 2	0 of 1
Red-Zone Scores-Chances	1-1	9-10
Sacks By: Number-Yards	0-0	1-4

Individual Statistics

RUSHING: NSU-Rockmore, Joel 17-57; McCutcheon, Dallas 7-29; Perry, Ashdon 2-10; Deaton, Johnny 3-minus 8. NWMSU-Franklin, James 12-97; Creason, Billy 7-70; Bolles, Brady 8-60; Adema-Schulte, K 4-43; Simmons, Jordan 6-42; Lohnes, Denver 4-12; Adams, Trevor 3-11; Hummel, Bryant 2-6; Shaw, Tyler 1-3; Swanson, Josh 1-2; TEAM 2-0.

PASSING: NSU-Deaton, Johnny 14-25-2-139; McCutcheon, Dallas 4-8-0-32; Beers, Dylan 1-1-0-12. NWMSU-Adams, Trevor 19-27-0-272; Bolles, Brady 3-4-0-36.

RECEIVING: NSU-Sherman, Jermaine 5-45; Coleman, Jahmai 3-26; Whitlow, Nick 2-24; Harris, Gionni 2-22; Bryant, Chucky 2-21; Rockmore, Joel 2-17; Nelson, Montra 1-13; Dvorak, Ryan 1-10; Devers, Shane 1-5. NWMSU-Shaw, Tyler 5-73; Young, Bryce 4-93; Simmons, Jordan 4-32; Franklin, James 2-23; Adema-Schulte, K 2-22; Hinchey, John 1-20; Creason, Billy 1-14; Jozaites, Jason 1-14; Defeo, Vincent 1-10; Gantz, Joel 1-7.

INTERCEPTIONS: NSU-None. NWMSU-DeJong, Nate 1-0; DeBuysere, C. 1-0.

FUMBLES: NSU-Deaton, Johnny 1-1; McCutcheon, Dallas 1-1. NWMSU-None.

SACKS (UA-A): NSU-None. NWMSU-Robinson, Jayron 1-0.

TACKLES (UA-A): NSU-Williams, Victor 7-5; Leach, Terrence 5-3; Jones, Langston 4-4; Johnson, Victor 4-4; Cotton, Marcus 4-2; Nevel, Colten 3-2; Gray, Jack 3-1; Fowler, Aaron 1-3; Ladymon, Ethan 1-3; Barr, Chandler 1-1; Pointer, Bobby 1-2; Lewis, David 1-2; Stroup, Alan 1-2; Fuston, Donnie 1-2; Park, Cory 0-3; Jones, Vernon 2-0; McGue, James 1-1; Renfrow, James 0-2; Garrett, Kenny 0-2; Whitlow, Nick 1-0; Combs, Corey 0-1; Shambaugh, Cayle 0-1. NWMSU-Bostwick, P. 1-5; Dixon, Brandon 3-2; Manning, Travis 3-1; Matthewson, Cody 2-2; Reimer, Eric 1-3; Sherman, Brock 1-3; DeBuysere, C. 0-4; Gnader, DJ 3-0; Longacre, Matt 1-2; Williams, Zach 0-3; Chappellear, T. 0-3; Fox, Jared 2-0; Massey, Matt 1-1; Taylor, Alex 1-1; DeJong, Nate 1-1; Burt, Gary 1-1; Yost, Brandon 1-1; Robinson, Jayron 1-1; Arnold, Kevin 0-2; Dixon, Brian 1-0; Simmons, Montay 1-0; Whitaker, Stacy 1-0; Mitchell, T. 1-0; Metzler, Gordi 1-0; Hinchey, John 1-0; Hummel, Bryant 0-1; Meyer, Ryan 0-1; Meneely, Chet 0-1; Bailey, Ricky 0-1.

GAME 6 • OCT. 6 • TAHLEQUAH, OKLA. • DOC WADLEY STADIUM (2,168)

	#5 MISSOURI WESTERN STATE	45	6-0, 5-0
	NORTHEASTERN STATE	31	0-6, 0-6

GAME NOTES

- NSU outgained MWSU 241-217 in the second half
- Joel Rockmore tied his career high with three rushing touchdowns. He recorded a career-high 20 carries, 131 yards rushing and 203 all-purpose yards
- Jahmai Coleman had six receptions, 77 yards and a TD in the second-straight game
- Dallas McCutcheon threw his first TD pass of the season and the third of his career
- Five different members of the team recorded double-digit tackles, led by Terrence Leach's career-high 14. Cayle Shambaugh (10) also had a career-high.
- Vernon Jones had a career-high two interceptions

SCORING BY QUARTERS	1	2	3	4	F
#5 Missouri Western State	14	14	14	3	45
Northeastern State	3	14	14	0	31

Scoring Summary

1	9:05	NSU	Drew Patton 29 FG
	7:53	MWSU	Michael Hill 72 run (Taylor Anderson kick)
	5:02	MWSU	Travis Partridge 6 run (Anderson kick)
2	14:03	MWSU	Partridge 14 pass to Tarrell Downing (Anderson kick)
	11:16	NSU	Joel Rockmore 20 run (Patton kick)
	5:19	MWSU	Partridge 14 pass to Reggie Jordan (Anderson kick)
	0:31	NSU	Dallas McCutcheon 26 pass to Jahmai Coleman (Patton kick)
3	9:11	MWSU	Partridge 19 pass to Tyron Crockom (Anderson kick)
	7:55	NSU	Rockmore 5 run (Patton kick)
	5:01	MWSU	Partridge 4 pass to Jordan (Anderson kick)
	2:14	NSU	Rockmore 29 run (Patton kick)
4	14:47	MWSU	Anderson 35 FG

Team Statistics

	MWSU	NSU
FIRST DOWNS	24	20
RUSHES-YARDS (NET)	44-237	32-172
PASSING YDS (NET)	229	264
Passes Att-Comp-Int	28-17-2	35-19-1
TOTAL OFFENSE PLAYS-YARDS	72-466	67-436
Fumble Returns-Yards	0-0	0-0
Punt Returns-Yards	1-0	1-13
Kickoff Returns-Yards	5-133	6-114
Interception Returns-Yards	1-7	2-11
Punts (Number-Avg)	3-28.0	4-32.5
Fumbles-Lost	0-0	2-1
Penalties-Yards	6-46	9-99
Possession Time	33:40	26:20
Third-Down Conversions	7 of 13	7 of 16
Fourth-Down Conversions	0 of 0	1 of 3
Red-Zone Scores-Chances	6-8	3-4
Sacks By: Number-Yards	2-12	2-11

Individual Statistics

RUSHING: MWSU-Hill, Michael 31-195; Partridge, Travis 10-28; Thomas, Dominic 1-13; Spencer, Raphael 1-2; TEAM 1-minus 1. NSU-Rockmore, Joel 20-131; McCutcheon, Dallas 7-44; Simmons, Zack 1-2; TEAM 1-minus 1; Harris, Gionni 1-minus 2; Deaton, Johnny 2-minus 2.

PASSING: MWSU-Partridge, Travis 17-28-2-229. NSU-Deaton, Johnny 14-28-1-204; McCutcheon, Dallas 5-7-0-60.

RECEIVING: MWSU-Downing, Tarrell 4-36; Jordan, Reggie 4-20; Knox, Kyle 3-71; Crockom, Tyron 3-39; Libby, Derek 1-41; Wright, Brandon 1-13; Hill, Michael 1-9. NSU-Coleman, Jahmai 6-77; Bryant, Chucky 4-36; Harris, Gionni 3-69; Rockmore, Joel 3-27; Nelson, Montra 1-40; Sherman, Jermaine 1-9; Whitlow, Nick 1-6.

INTERCEPTIONS: MWSU-Ritter, Dan 1-7. Northeastern State-Jones, Vernon 2-11.

FUMBLES: MWSU-None. Northeastern State-Rockmore, Joel 2-1.

SACKS (UA-A): MWSU-Baska, Austin 1-0; Pister, Ben 1-0. NSU-Jones, Vernon 1-0; Shambaugh, Cayle 0-1; Leach, Terrence 0-1.


TACKLES (UA-A): MWSU-Williams, Nick 7-0; Pister, Ben 6-1; Nicholas, Jordan 2-5; Harrison, Marc 5-0; Thompson, Marcus 3-1; Juergens, Stephen 2-2; Jordan, Michael 3-0; Cottman, Raymond 2-1; Jackson, Ben 1-2; Ritter, Dan 1-2; Baska, Austin 2-0; Bryson, Sean Tray 1-1; Elliot, Arbanas 0-2; Downing, Tarrell 1-0; Partridge, Travis 1-0; Williams, Josh 1-0; Brown, John 1-0; Brown, Sam 1-0; Matulis, Janis 1-0; Carter, Wallace 1-0; Weston, Jeremy 1-0; Schoonover, James 0-1; Knox, Kyle 0-1; Puett, Christopher 0-1. NSU-Leach, Terrence 7-7; Johnson, Victor 3-10; Jones, Langston 3-9; Gray, Jack 1-10; Shambaugh, Cayle 3-7; Williams, Victor 3-1; Lewis, David 2-2; Renfrow, James 0-3; Cotton, Marcus 2-0; Jones, Vernon 1-1; McGue, James 1-1; Dirteater, Blake 0-2; Park, Cory 0-2; Garrett, Kenny 0-2; Stroup, Alan 0-2; Williams, Danny 0-2; Pointer, Bobby 1-0; Fowler, Aaron 0-1; Simmons, Zack 0-1; Barr, Chandler 0-1.



Northeastern State University

2012 Game Capsules

GAME 7 • OCT. 20 • TAHLEQUAH, OKLA. • DOC WADLEY STADIUM (1,722)

	(RV) CENTRAL MISSOURI	23	5-3, 5-3
	NORTHEASTERN STATE	24	1-6, 1-6

GAME NOTES

- The RiverHawks won their first game as members of the MIAA and shutout an opponent in the second half for the second time this season
- NSU outgained the Mules 400-250 and held the visitors to just 22 yards rushing on 24 carries. Northeastern State also won despite turning the ball over five times
- NSU scored a touchdown on its opening drive for the third time this season and also scored first for the fourth time in its last five games
- The RiverHawks won the time of possession battle for the first time this year
- Joel Rockmore rushed for 121 yards on a career-high 25 carries, while scoring his sixth touchdown of the year
- Jermaine Sherman had six catches for 102 yards, including a 64-yard reception
- Cayle Shambaugh recovered a fumble in the endzone in the third quarter for the first defensive touchdown of the season for NSU
- Vernon Jones and Victor Johnson both recorded interceptions

SCORING BY QUARTERS	1	2	3	4	F
(RV) Central Missouri	13	10	0	0	23
Northeastern State	7	0	7	10	24

Scoring Summary

1	6:21	NSU	Johnny Deaton 34 run (Drew Patton kick)
	4:40	UCM	Colter Smith 6 pass to Sean Gorman (kick failed)
	1:44	UCM	Smith 19 pass to Ronrei Lloyd (Aaron Jamieson kick)
2	12:18	UCM	Jamieson 31 FG
	4:41	UCM	Gorman 1 run (Jamieson kick)
3	8:11	NSU	Cayle Shambaugh 0 yd fumble return
4	13:38	NSU	Patton 20 FG
	1:54	NSU	Joel Rockmore 19 run (Patton kick)


Team Statistics

	UCM	NSU
FIRST DOWNS	15	19
RUSHES-YARDS (NET)	24-22	39-174
PASSING YDS (NET)	228	226
Passes Att-Comp-Int	46-27-2	37-19-1
TOTAL OFFENSE PLAYS-YARDS	70-250	76-400
Fumble Returns-Yards	0-0	0-0
Punt Returns-Yards	2-23	3-14
Kickoff Returns-Yards	2-28	2-40
Interception Returns-Yards	1-0	2-0
Punts (Number-Avg)	8-44.6	7-43.6
Fumbles-Lost	1-1	4-4
Penalties-Yards	7-50	9-82
Possession Time	28:44	31:16
Third-Down Conversions	4 of 16	6 of 17
Fourth-Down Conversions	0 of 1	2 of 2
Red-Zone Scores-Chances	4-5	2-2
Sacks By: Number-Yards	3-13	1-11

Individual Statistics

RUSHING: UCM-Taylor,LaVance 11-13; Washington,Corey 4-12; Smith,Colter 7-6; Gorman,Sean 1-1; TEAM 1-minus 10. NSU-Rockmore,Joel 25-121; Deaton,Johnny 7-33; McCutcheon,Dallas 2-13; Simmons,Zack 3-13; TEAM 1-minus 2; Dixon,Terrance 1-minus 4.
PASSING: UCM-Smith,Colter 27-46-2-228. NSU-Deaton,Johnny 19-37-1-226; McCutcheon,Dallas 0-0-0-0.
RECEIVING: UCM-Lloyd,Ronrei 10-126; Taylor,LaVance 5-minus 6; Cannon,David 3-49; Rosine,Cullen 2-27; Watson,Ralph 2-8; Woods,Cody 1-8; Gorman,Sean 1-6; Washington,Corey 1-5; Kirkwood,Anthony 1-5; Ginavan,Kyson 1-0. NSU-Sherman,Jermaine 6-102; Coleman,Jahmai 6-70; Bryant,Chucky 3-32; Harris,Gionni 2-18; Dvorak,Ryan 1-3; Rockmore,Joel 1-1.
INTERCEPTIONS: UCM-Lewis,Patrick 1-0. NSU-Jones,Vernon 1-0; Johnson,Victor 1-0.
FUMBLES: UCM-TEAM 1-1. NSU-Bryant,Chucky 1-1; Sherman,Jermaine 1-1; Deaton,Johnny 1-1; McCutcheon,Dallas 1-1.
SACKS (UA-A): UCM-Bax,David 1-0; Davis,Latavious 1-0; Dilworth,Reggie 1-0. NSU-Jones,Langston 0-1; Williams,Danny 0-1.
TACKLES (UA-A): UCM-Carter,Joe 3-7; Reedus,Alexis 5-1; Lewis,Patrick 3-3; Wilson,Rico 3-3; Smith,Connor 4-1; Davis,Latavious 3-2; Berry,Ryan 2-3; Spratley,Ricky 1-4; Hunter,Ramond 0-5; Quines,Zach 1-3; Hughes,Paul 1-2; Leinbaugh,Zach 2-0; Bax,David 1-1; Ginn,Brett 1-1; Venckus,Jason 0-2; McDonald,Deonte 1-0; Dilworth,Reggie 1-0; Lloyd,Ronrei 1-0; Bollinger,Chase 0-1; Holbert,Josh 0-1; Gorman,Sean 0-1; Allen,Russell 0-1. NSU-Gray,Jack 7-6; Leach,Terrance 6-2; Shambaugh,Cayle 4-3; Jones,Langston 2-5; Williams,Victor 2-2; Pointer,Bobby 1-3; Williams,Danny 0-4; Jones,Vernon 2-1; Lewis,David 2-1; Barr,Chandler 1-2; Cotton,Marcus 2-0; McGue,James 1-1; Johnson,Victor 0-2; Renfrow,James 1-0; Garrett,Kenny 0-1; Dirteater,Blake 0-1; Fowler,Aaron 0-1; Fuston,Donnie 0-1; Nevel,Colten 0-1; Stroup,Alan 0-1.

GAME 8 • OCT. 27 • BOLIVAR, MO. • PLASTER STADIUM (3,000)

	NORTHEASTERN STATE	22	2-6, 2-6
	SOUTHWEST BAPTIST	17	1-8, 1-8

GAME NOTES

- Northeastern State held an opponent to less than 50 yards rushing (41) for the second-straight week.
- NSU is now on its first two-game win streak as members of the MIAA
- The RiverHawks scored first for the fifth time in their last six games
- NSU was outgained 327-283, and both teams turned the ball over twice
- Northeastern State did not throw an interception for the first time this season. The team also did not allow a sack and handed out a season-high three sacks
- Joel Rockmore recorded a career-high 38 carries for 169 yards and a career-high-tying three rushing touchdowns. He scored the game-winner with 1:25 to play
- Langston Jones led all defenders with 13 tackles (his fourth 10-tackle contest of the season), and he also recorded his first-career interception.
- Kenny Garrett recorded the first blocked FG of the season for the RiverHawks
- Dylan Beers recorded a career-high 10 punts

SCORING BY QUARTERS	1	2	3	4	F
Northeastern State	3	7	0	12	22
Southwest Baptist	3	0	7	7	17

Scoring Summary

1	11:12	NSU	Drew Patton 44 FG
	00:23	SBU	John Colliver 24 FG
2	6:52	NSU	Joel Rockmore 7 run (Patton kick)
3	13:21	SBU	Dan Connors 14 pass to Derwyn Lauderdale (Colliver kick)
4	10:16	NSU	Rockmore 3 run (kick failed)
	9:39	SBU	Connors 35 pass to Lauderdale (Colliver kick)
	1:25	NSU	Rockmore 1 run (conversion failed)

Team Statistics

	NSU	SBU
FIRST DOWNS	16	21
RUSHES-YARDS (NET)	51-191	23-41
PASSING YDS (NET)	92	286
Passes Att-Comp-Int	25-9-0	55-36-1
TOTAL OFFENSE PLAYS-YARDS	76-283	78-327
Fumble Returns-Yards	0-0	0-0
Punt Returns-Yards	1-0	9-42
Kickoff Returns-Yards	2-65	4-60
Interception Returns-Yards	1-22	0-0
Punts (Number-Avg)	10-37.6	9-33.0
Fumbles-Lost	2-2	2-1
Penalties-Yards	5-65	6-65
Possession Time	32:36	27:24
Third-Down Conversions	3 of 16	6 of 20
Fourth-Down Conversions	1 of 1	1 of 2
Red-Zone Scores-Chances	3-4	2-3
Sacks By: Number-Yards	3-14	0-0

Individual Statistics

RUSHING: NSU-Rockmore,Joel 38-169; Deaton,Johnny 5-11; Dixon,Terrance 5-11; Simmons,Zack 1-2; TEAM 2-minus 2. SBU-Connors,Dan 18-30; Manuma,Via/Via 3-12; Harris,Tiras 1-1; McWright,Robert 1-minus 2.
PASSING: NSU-Deaton,Johnny 9-25-0-92. SBU-Connors,Dan 35-54-1-275; Colliver,John 1-1-0-11.
RECEIVING: NSU-Harris,Gionni 3-30; Coleman,Jahmai 3-21; Bryant,Chucky 1-23; Rockmore,Joel 1-14; Whitlow,Nick 1-4. SBU-Lauderdale,Derw 16-125; Mourik,Nathan 5-43; Duhaney,Justin 5-18; Sohn,Zachary 3-26; Manuma,Via/Via 2-19; McWright,Robert 2-19; Ross,Nyran 1-19; Sundstrom,Brad 1-11; Harris,Tiras 1-6.
INTERCEPTIONS: NSU-Jones,Langston 1-22. SBU-None.
FUMBLES: NSU-Coleman,Jahmai 1-1; Rockmore,Joel 1-1. SBU-Barlett,Alex 1-1; Connors,Dan 1-0.
SACKS (UA-A): NSU-Pointer,Bobby 0-1; Shambaugh,Cayle 1-0; McGue,James 1-0; Stroup,Alan 0-1. SBU-None.
TACKLES (UA-A): NSU-Jones,Langston 7-6; Gray,Jack 7-5; Shambaugh,Cayle 5-1; Leach,Terrance 4-1; Lewis,David 3-2; Nevel,Colten 4-0; Stroup,Alan 3-1; Johnson,Cole 2-2; Pointer,Bobby 2-1; Johnson,Victor 2-1; McGue,James 2-1; Renfrow,James 1-2; Williams,Danny 2-0; Fuston,Donnie 2-0; Garrett,Kenny 1-1; Combs,Corey 1-1; Park,Cory 0-2; Bryant,Chucky 1-0; TEAM 1-0; Jones,Vernon 1-0; Whitlow,Nick 0-1. SBU-Manuma,Jameson 8-2; Shedd,Shaquille 6-4; Moore,Zach 7-2; Pierre,Alain 6-1; Fofanah,Derrick 4-1; Ray,Evan 3-2; Muhammad,Chris 4-0; Hodges,Ivan 2-2; Bolling,Brandyn 2-1; Bennett,Kourtne 1-2; Belak,Nathaniel 2-0; Caver,Joshua 1-0; Sohn,Zachary 1-0; Philpot,Stanfre 1-0; Otwell,Austin 1-0; Hicks,Andre 0-1.



Northeastern State University

2012 Alphabetical Roster

No.	Player	Pos.	Ht.	Wt.	Cl-Exp	Hometown	Previous School
13	Logan Andrews	LB	6-4	200	So-1L	Gore, Okla.	Gore HS
50	Connor Appelberg	LB	6-3	228	Fr-HS	Skiatook, Okla.	Skiatook HS
35	Jeremy Applegate	LB	6-0	205	Fr-HS	Wagoner, Okla.	Wagoner HS
	Jason Auschwitz	FB	5-9	185	Fr-HS	Henderson, Nev.	Bishop Gorman HS
70	Hudson Baab	OL	6-1	289	Fr-HS	Cleveland, Okla.	Lincoln Christian School
46	Chandler Barr	DB	6-1	170	So-1L	Anadarko, Okla.	Anadarko HS
	RJ Bartley	LB	6-0	210	So-SQ	Grove, Texas	Grove HS
39	Dylan Beers	K	6-1	195	So-1L	Tulsa, Okla.	Jenks HS
38	Daniel Bond	K	5-9	160	Fr-RS	Beggs, Okla.	Beggs HS
61	Michael Bowie	OL	6-5	320	Sr-TR	Sand Springs, Okla.	Oklahoma State University
63	Jonathan Brown	OL	6-2	290	So-TR	Sylvester, Ga.	Hutchinson CC
	Marcus Bruner	LB	5-10	190	So-TR	Porter, Okla.	University of Central Oklahoma
86	Chucky Bryant	WR	5-11	180	Sr-1L	Tahlequah, Okla.	Tahlequah HS
44	Ethan Burris	TE	6-1	240	Fr-HS	Bowie, Texas	Dilley HS
40	Rob Castro	FB	5-10	205	So-SQ	Frisco, Texas	Kilgore College
81	Jahmai Coleman	WR	6-2	163	Sr-1L	New Orleans, La.	Navarro College
55	Corey Combs	DS	6-0	230	Sr-1L	Winfield, Kan.	Coffeyville CC
16	Marcus Cotton	DB	5-9	175	So-TR	Florissant, Mo.	Fort Scott CC
5	Josh Cousins	QB	6-1	195	Fr-HS	Denton, Texas	Liberty Christian School
77	Devin Crisp	OL	6-3	295	Fr-HS	Oklahoma City, Okla.	Midwest City HS
49	Kenny Culbertson	FB	6-2	215	Fr-RS	Frisco, Texas	Prince of Peace Christian
19	Chaz Dawson	LB	5-10	185	Jr-TR	Tulsa, Okla.	NEO A&M College
8	Johnny Deaton	QB	6-3	210	So-1L	Sand Springs, Okla.	Oklahoma State University
84	Shane Devers	WR	5-11	195	Jr-SQ	Tulsa, Okla.	Southern Nazarene Univ.
4	Chris Dinkins	LB	6-2	245	So-TR	Arlington, Texas	Oklahoma State University
60	Blake Dirteater	DL	6-0	245	Sr-2L	Broken Arrow, Okla.	Coweta HS
22	Terrance Dixon	RB	5-10	189	So-1L	Sand Springs, Okla.	Charles Page HS
34	Lane Dortch	FB	6-0	185	Fr-HS	Fort Gibson, Okla.	Fort Gibson HS
67	Ross Dvorak	OL	6-2	250	Fr-RS	Louisburg, Kan.	Louisburg HS
85	Ryan Dvorak	TE	6-3	250	Sr-1L	Louisburg, Kan.	Louisburg HS
53	Tyler Easter	OL	6-3	265	Fr-HS	Spavinaw, Okla.	Ketchum HS
21	Zach Eggleston	DB	5-11	175	Fr-HS	Beggs, Okla.	Beggs HS
	Branden Elliott	LB	5-10	180	Fr-HS	Tulsa, Okla.	Bishop Kelley HS
80	Brennen Evans	WR	5-7	151	Fr-HS	Broken Arrow, Okla.	Lincoln Christian School
30	Josh Fleak	DB	5-10	190	Fr-HS	Tulsa, Okla.	Sapulpa HS
32	Aaron Fowler	DB	5-9	170	Fr-HS	Muskogee, Okla.	Muskogee HS
	Luther Franklin	WR	5-10	160	Fr-HS	Copan, Okla.	Copan HS
54	Anthony Frazier	DS	6-1	270	Fr-RS	Midwest City, Okla.	Carl Albert HS
2	Cale Fulps	QB	5-9	160	Jr-1L	Broken Arrow, Okla.	Broken Arrow HS
48	Donnie Fuston	LB	5-10	200	So-TR	Enid, Okla.	NEO A&M College
	Kevin Gardner	LB	5-11	215	Fr-HS	Frisco, Texas	Lone Star HS
66	Kenny Garrett	DL	6-4	290	Jr-TR	Oklahoma City, Okla.	NEO A&M College
75	Chris Gonzalez	OL	6-2	330	Fr-HS	San Antonio, Texas	Oliver Wendell Holmes HS
	Marquintin Grant	DB	5-10	170	Fr-HS	Grand Prairie, Texas	South Grand Prairie HS
57	Jack Gray	LB	6-1	220	Jr-2L	Chandler, Okla.	Chandler HS
9	Gianni Harris	WR	5-7	150	Jr-1L	Fayetteville, Ark.	Fayetteville HS
15	Kyler Harris	DB	6-0	180	So-SQ	Muskogee, Okla.	Muskogee HS
72	James Harrison	OL	6-7	280	Sr-1L	Sharon Springs, Kan.	Garden City CC
	Chandler Heath	DS	5-10	190	Fr-HS	Muskogee, Okla.	Muskogee HS
	Cody Heaton	OL	6-3	220	Fr-HS	Muskogee, Okla.	Muskogee HS
83	Steffon Herd	WR	6-4	190	Fr-HS	Oklahoma City, Okla.	Del City HS
	Trenton Hooker	OL	6-3	290	Fr-HS	Locust Grove, Okla.	Locust Grove HS
89	Stephen Huckaby	TE	6-4	235	Sr-3L	Mesquite, Texas	Mesquite Horn HS
76	Ethan James	OL	6-5	280	So-1L	Gore, Okla.	Gore HS
23	Cole Johnson	FB	6-1	240	Jr-TR	Tulsa, Okla.	Lincoln Christian School
3	Victor Johnson	DB	6-1	190	Jr-TR	Waco, Texas	Oklahoma State University
41	Langston Jones	LB	6-0	205	Jr-2L	Whitesboro, Texas	Callisburg HS
10	Vernon Jones	CB	5-11	165	Jr-1L	Brooksville, Fla.	Robert E. Lee HS
	Perry Keeler	LB	6-2	205	Jr-TR	Jackson, Miss.	Copiah-Lincoln CC



Northeastern State University

2012 Alphabetical Roster

No.	Player	Pos.	Ht.	Wt.	Cl-Exp	Hometown	Previous School
7	Aaron Kirkpatrick	WR	5-6	175	Fr-RS	Frisco, Texas	Centennial HS
74	Ethan Ladymon	DL	6-1	275	So-1L	Cement, Okla.	Cement HS
79	Trevon Lawson	OL	6-0	315	Fr-HS	Ardmore, Okla.	Ardmore HS
28	Terrence Leach	DB	6-1	182	Sr-1L	Gladewater, Fla.	Kilgore College
42	David Lewis	DB	5-9	185	Jr-1L	Mesquite, Texas	Mesquite Horn HS
11	Thor Long	QB	6-1	205	Fr-RS	Sherman, Texas	Sherman HS
88	Kyle Matheson	TE	6-2	200	Fr-HS	Argyle, Texas	Marcus HS
73	Heath Maxey	OL	6-2	270	Fr-RS	Claremore, Okla.	Sequoyah HS
93	Rowdy McCauley	DL	6-3	260	Jr-TR	Marlow, Okla.	SE Missouri State Univ.
6	Dallas McCutcheon	QB	6-0	190	Sr-1L	Fayetteville, Ark.	SE State University
45	James McGue	DL	6-3	255	Sr-SQ	Dallas, Texas	James Madison HS
17	Prince McJunkins	WR	6-1	185	So-TR	Wagoner, Okla.	Georgia Southern University
59	Austin Mefford	LB	6-0	195	Fr-HS	Nowata, Okla.	Nowata HS
	Jeremiah Milton	DL	6-3	220	Fr-HS	Tulsa, Okla.	Nathan Hale HS
19	Kahlil Mitchell	DB	5-9	195	Sr-TR	Kansas City, Kan.	Coffeyville CC
71	Dakota Moran	OL	6-1	265	Fr-HS	Midwest City, Okla.	Midwest City HS
18	Montra Nelson	WR	6-5	220	So-1L	Grand Prairie, Texas	Oklahoma State University
24	Colten Nevel	DB	6-1	175	So-1L	Catoosa, Okla.	Catoosa HS
37	Cory Park	LB	6-3	230	So-SQ	Claremore, Okla.	Claremore Sequoyah HS
27	Drew Patton	K	6-1	155	Jr-1L	Fayetteville, Ark.	Fayetteville HS
32	Ashdon Perry	LB	6-0	200	Fr-HS	Ardmore, Okla.	Ardmore HS
62	Bobby Pointer	DL	6-1	287	Jr-SQ	Dewar, Okla.	NEO A&M College
82	Josiah Reed	DB	5-9	160	Fr-HS	Ardmore, Okla.	Ardmore HS
	Dustin Reid	OL	6-3	275	So-TR	Purcell, Okla.	University of Central Oklahoma
33	James Renfrow	DE	6-2	205	So-1L	Broken Arrow, Okla.	Broken Arrow HS
36	Marco Renteria	TE	6-2	230	Fr-HS	San Antonio, Texas	Holmes HS
14	Tank Richmond	WR	6-0	165	Fr-HS	Midwest, Okla.	Carl Albert HS
40	Jordan Robinson	WR	6-1	180	Fr-TR	Wagoner, Okla.	East Central University
20	Joel Rockmore	TB	5-7	185	So-1L	Lake Worth, Texas	Lake Worth HS
58	Brad Ross	DL	6-1	260	Fr-RS	Putnam City, Okla.	Putnam City North HS
30	Nate Ross	FB	6-1	230	Fr-RS	Putnam City, Okla.	Putnam City North HS
25	John Ryzman	TB	6-0	190	Fr-RS	Lindale, Texas	Lindale HS
31	Cayle Shambaugh	DB	6-2	195	So-1L	Jay, Okla.	University of Oklahoma
87	Jermaine Sherman	WR	6-3	187	Sr-1L	Wagoner, Okla.	NE A&M College
56	Maxwell Simmons	LB	5-11	220	Fr-HS	Tulsa, Okla.	Lincoln Christian School
12	Zack Simmons	RB	5-7	185	Fr-HS	Tulsa, Okla.	Lincoln Christian School
47	Braden Smith	LB	6-1	200	Fr-HS	Commerce, Okla.	Commerce HS
64	Michael Smith	OL	6-3	260	Fr-RS	Catoosa, Okla.	Catoosa HS
	Richard Stanley						
92	Alan Stroup	DE	6-2	275	Jr-1L	Coweta, Okla.	Coweta HS
	Tracey Walker	RB	5-9	170	Fr-HS	Grand Prairie, Texas	Mansfield Timberview HS
68	Chris Webber	OL	6-5	250	So-1L	Muldrow, Okla.	Muldrow HS
78	Malique Webster	OL	6-3	270	So-TR	Leavenworth, Kan.	Hutchinson CC
43	Nick Whitlow	FB	6-0	230	Sr-2L	Henryetta, Okla.	Henryetta HS
65	Danny Williams	DL	6-4	250	Jr-SQ	Moore, Okla.	NEO A&M College
29	Victor Williams	DB	5-9	170	Jr-1L	The Colony, Texas	The Colony HS
	Darrian Winston	DB	5-11	175	Fr-HS	Midwest City, Okla.	Carl Albert HS
26	Dylan Yazel	WR	5-10	165	Fr-HS	Greenwood, Ark.	Hackett HS

COACHING STAFF / full-time members

Kenny Evans (Northeastern State, '82)	Head Coach
Mike Knoll (Missouri Western, '75)	Asst. Head Coach/Co-Defensive Coordinator/Linebackers
Steve Patterson (Oklahoma State, '91)	Co-Defensive Coordinator/Defensive Backs
Paul Lane (Northeastern State, '94)	Offensive Coordinator/Quarterbacks
Mike Barela (North Texas, '97)	Offensive Line
Greg Richmond (Oklahoma State, '03)	Defensive Line
John Murray	Strength and Conditioning/Running Backs



Northeastern State University

2012 Numerical Roster

No.	Player	Pos.	Ht.	Wt.	Cl-Exp	Hometown	Previous School
2	Cale Fulps	QB	5-9	160	Jr-1L	Broken Arrow, Okla.	Broken Arrow HS
3	Victor Johnson	DB	6-1	190	Jr-TR	Waco, Texas	Oklahoma State University
4	Chris Dinkins	LB	6-2	245	So-TR	Arlington, Texas	Oklahoma State University
5	Josh Cousins	QB	6-1	195	Fr-HS	Denton, Texas	Liberty Christian School
6	Dallas McCutcheon	QB	6-0	190	Sr-1L	Fayetteville, Ark.	SE State University
7	Aaron Kirkpatrick	WR	5-6	175	Fr-RS	Frisco, Texas	Centennial HS
8	Johnny Deaton	QB	6-3	210	So-1L	Sand Springs, Okla.	Oklahoma State University
9	Gianni Harris	WR	5-7	150	Jr-1L	Fayetteville, Ark.	Fayetteville HS
10	Vernon Jones	CB	5-11	165	Jr-1L	Brooksville, Fla.	Robert E. Lee HS
11	Thor Long	QB	6-1	205	Fr-RS	Sherman, Texas	Sherman HS
12	Zack Simmons	RB	5-7	185	Fr-HS	Tulsa, Okla.	Lincoln Christian School
13	Logan Andrews	LB	6-4	200	So-1L	Gore, Okla.	Gore HS
14	Tank Richmond	WR	6-0	165	Fr-HS	Midwest, Okla.	Carl Albert HS
15	Kyler Harris	DB	6-0	180	So-SQ	Muskogee, Okla.	Muskogee HS
16	Marcus Cotton	DB	5-9	175	So-TR	Florissant, Mo.	Fort Scott CC
17	Prince McJunkins	WR	6-1	185	So-TR	Wagoner, Okla.	Georgia Southern University
18	Montra Nelson	WR	6-5	220	So-1L	Grand Prairie, Texas	Oklahoma State University
19	Chaz Dawson	LB	5-10	185	Jr-TR	Tulsa, Okla.	NEO A&M College
20	Joel Rockmore	TB	5-7	185	So-1L	Lake Worth, Texas	Lake Worth HS
21	Zach Eggleston	DB	5-11	175	Fr-HS	Beggs, Okla.	Beggs HS
22	Terrance Dixon	RB	5-10	189	So-1L	Sand Springs, Okla.	Charles Page HS
23	Cole Johnson	FB	6-1	240	Jr-TR	Tulsa, Okla.	Lincoln Christian School
24	Colten Nevel	DB	6-1	175	So-1L	Catoosa, Okla.	Catoosa HS
25	John Ryzman	TB	6-0	190	Fr-RS	Lindale, Texas	Lindale HS
26	Dylan Yazel	WR	5-10	165	Fr-HS	Greenwood, Ark.	Hackett HS
27	Drew Patton	K	6-1	155	Jr-1L	Fayetteville, Ark.	Fayetteville HS
28	Terrence Leach	DB	6-1	182	Sr-1L	Gladewater, Fla.	Kilgore College
29	Victor Williams	DB	5-9	170	Jr-1L	The Colony, Texas	The Colony HS
30	Nate Ross	FB	6-1	230	Fr-RS	Putnam City, Okla.	Putnam City North HS
30	Josh Fleak	DB	5-10	190	Fr-HS	Tulsa, Okla.	Sapulpa HS
31	Cayle Shambaugh	DB	6-2	195	So-1L	Jay, Okla.	University of Oklahoma
32	Aaron Fowler	DB	5-9	170	Fr-HS	Muskogee, Okla.	Muskogee HS
33	James Renfrow	DE	6-2	205	So-1L	Broken Arrow, Okla.	Broken Arrow HS
35	Jeremy Applegate	LB	6-0	205	Fr-HS	Wagoner, Okla.	Wagoner HS
35	Lane Dortch	FB	6-0	185	Fr-HS	Fort Gibson, Okla.	Fort Gibson HS
36	Marco Renteria	TE	6-2	230	Fr-HS	San Antonio, Texas	Holmes HS
37	Cory Park	LB	6-3	230	So-SQ	Claremore, Okla.	Claremore Sequoyah HS
38	Daniel Bond	K	5-9	160	Fr-RS	Beggs, Okla.	Beggs HS
39	Dylan Beers	K	6-1	195	So-1L	Tulsa, Okla.	Jenks HS
40	Rob Castro	FB	5-10	205	So-SQ	Frisco, Texas	Kilgore College
40	Jordan Robinson	WR	6-1	180	Fr-TR	Wagoner, Okla.	East Central University
41	Langston Jones	LB	6-0	205	Jr-2L	Whitesboro, Texas	Callisburg HS
42	David Lewis	DB	5-9	185	Jr-1L	Mesquite, Texas	Mesquite Horn HS
43	Nicholas Whitlow	FB	6-0	230	Sr-2L	Henryetta, Okla.	Henryetta HS
44	Ethan Burris	TE	6-1	240	Fr-HS	Bowie, Texas	Dilley HS
44	Ashdon Perry	LB	6-0	200	Fr-HS	Ardmore, Okla.	Ardmore HS
45	James McGue	DL	6-3	255	Sr-SQ	Dallas, Texas	James Madison HS
46	Chandler Barr	DB	6-1	170	So-1L	Anadarko, Okla.	Anadarko HS
47	Braden Smith	LB	6-1	200	Fr-HS	Commerce, Okla.	Commerce HS
48	Donnie Fuston	LB	5-10	200	So-TR	Enid, Okla.	NEO A&M College
49	Kenny Culbertson	FB	6-2	215	Fr-RS	Frisco, Texas	Prince of Peace Christian
50	Connor Appelberg	LB	6-3	228	Fr-HS	Skiatook, Okla.	Skiatook HS
53	Tyler Easter	OL	6-3	265	Fr-HS	Spavinaw, Okla.	Ketchum HS
54	Anthony Frazier	DS	6-1	270	Fr-RS	Midwest City, Okla.	Carl Albert HS
55	Corey Combs	DS	6-0	230	Sr-1L	Winfield, Kan.	Coffeyville CC
56	Maxwell Simmons	LB	5-11	220	Fr-HS	Tulsa, Okla.	Lincoln Christian School
57	Jack Gray	LB	6-1	220	Jr-2L	Chandler, Okla.	Chandler HS
58	Brad Ross	DL	6-1	260	Fr-RS	Putnam City, Okla.	Putnam City North HS
59	Austin Mefford	LB	6-0	195	Fr-HS	Nowata, Okla.	Nowata HS



Northeastern State University

2012 Numerical Roster

No.	Player	Pos.	Ht.	Wt.	Cl-Exp	Hometown	Previous School
60	Blake Dirteater	DL	6-0	245	Sr-2L	Broken Arrow, Okla.	Coweta HS
61	Michael Bowie	OL	6-5	320	Sr-TR	Sand Springs, Okla.	Oklahoma State University
62	Bobby Pointer	DL	6-1	287	Jr-SQ	Dewar, Okla.	NEO A&M College
63	Jonathan Brown	OL	6-2	290	So-TR	Sylvester, Ga.	Hutchinson CC
64	Michael Smith	OL	6-3	260	Fr-RS	Catoosa, Okla.	Catoosa HS
65	Danny Williams	DL	6-4	250	Jr-SQ	Moore, Okla.	NEO A&M College
66	Kenny Garrett	DL	6-4	290	Jr-TR	Oklahoma City, Okla.	NEO A&M College
67	Ross Dvorak	OL	6-2	250	Fr-RS	Louisburg, Kan.	Louisburg HS
68	Chris Webber	OL	6-5	250	So-1L	Muldrow, Okla.	Muldrow HS
70	Hudson Baab	OL	6-1	289	Fr-HS	Cleveland, Okla.	Lincoln Christian School
71	Dakota Moran	OL	6-1	265	Fr-HS	Midwest City, Okla.	Midwest City HS
72	James Harrison	OL	6-7	280	Sr-1L	Sharon Springs, Kan.	Garden City CC
73	Heath Maxey	OL	6-2	270	Fr-RS	Claremore, Okla.	Sequoyah HS
74	Ethan Ladymon	DL	6-1	275	So-1L	Cement, Okla.	Cement HS
75	Chris Gonzalez	OL	6-2	330	Fr-HS	San Antonio, Texas	Oliver Wendell Holmes HS
76	Ethan James	OL	6-5	280	So-1L	Gore, Okla.	Gore HS
77	Devin Crisp	OL	6-3	295	Fr-HS	Oklahoma City, Okla.	Midwest City HS
78	Maliq Webster	OL	6-3	270	So-TR	Leavenworth, Kan.	Hutchinson CC
79	Trevon Lawson	OL	6-0	315	Fr-HS	Ardmore, Okla.	Ardmore HS
80	Brennen Evans	WR	5-7	151	Fr-HS	Broken Arrow, Okla.	Lincoln Christian School
81	Jahmai Coleman	WR	6-2	163	Sr-1L	New Orleans, La.	Navarro College
82	Josiah Reed	DB	5-9	160	Fr-HS	Ardmore, Okla.	Ardmore HS
83	Steffon Herd	WR	6-4	190	Fr-HS	Oklahoma City, Okla.	Del City HS
84	Shane Devers	WR	5-11	195	Jr-SQ	Tulsa, Okla.	Southern Nazarene Univ.
85	Ryan Dvorak	TE	6-3	250	Sr-1L	Louisburg, Kan.	Louisburg HS
86	Chucky Bryant	WR	5-11	180	Sr-1L	Tahlequah, Okla.	Tahlequah HS
87	Jermaine Sherman	WR	6-3	187	Sr-1L	Wagoner, Okla.	NE A&M College
88	Kyle Matheson	TE	6-2	200	Fr-HS	Argyle, Texas	Marcus HS
89	Stephen Huckaby	TE	6-4	235	Sr-3L	Mesquite, Texas	Mesquite Horn HS
92	Alan Stroup	DE	6-2	275	Jr-1L	Coweta, Okla.	Coweta HS
93	Rowdy McCauley	DL	6-3	260	Jr-TR	Marlow, Okla.	SE Missouri State Univ.
	Jason Auschwitz	FB	5-9	185	Fr-HS	Henderson, Nev.	Bishop Gorman HS
	RJ Bartley	LB	6-0	210	So-SQ	Grove, Texas	Grove HS
	Marcus Bruner	LB	5-10	190	So-TR	Porter, Okla.	University of Central Oklahoma
	Branden Elliott	LB	5-10	180	Fr-HS	Tulsa, Okla.	Bishop Kelley HS
	Luther Franklin	WR	5-10	160	Fr-HS	Copan, Okla.	Copan HS
	Kevin Gardner	LB	5-11	215	Fr-HS	Frisco, Texas	Lone Star HS
	Marquintin Grant	DB	5-10	170	Fr-HS	Grand Prairie, Texas	South Grand Prairie HS
	Chandler Heath	DS	5-10	190	Fr-HS	Muskogee, Okla.	Muskogee HS
	Cody Heaton	OL	6-3	220	Fr-HS	Muskogee, Okla.	Muskogee HS
	Trenton Hooker	OL	6-3	290	Fr-HS	Locust Grove, Okla.	Locust Grove HS
	Perry Keeler	LB	6-2	205	Jr-TR	Jackson, Miss.	Copiah-Lincoln CC
	Jeremiah Milton	DL	6-3	220	Fr-HS	Tulsa, Okla.	Nathan Hale HS
	Kahlil Mitchell	DB	5-9	195	Sr-TR	Kansas City, Kan.	Coffeyville CC
	Dustin Reid	OL	6-3	275	So-TR	Purcell, Okla.	University of Central Oklahoma
	Richard Stanley						
	Tracey Walker	RB	5-9	170	Fr-HS	Grand Prairie, Texas	Mansfield Timberview HS
	Darrian Winston	DB	5-11	175	Fr-HS	Midwest City, Okla.	Carl Albert HS

COACHING STAFF / GA's and student assistants

Logan Cawyer	Graduate Assistant/Wide Receivers
Darrin Reeves.....	Graduate Assistant/Tight Ends
Beau Beathard.....	Graduate Assistant/Assistant Linebackers
Will Skeans	Graduate Assistant/Assistant Defensive Backs
Rick Hamilton	Graduate Assistant/Video Coordinator/Assistant Offensive Line
James Brinkley	Student Assistant
Chris Davis	Student Assistant

THE LAST TIME IT HAPPENED

Offense

100-Yard Rushing Game	By NSU:	Joel Rockmore vs. Southwest Baptist, Oct. 27, 2012 (169 yards)
.....	By Opponent: ..	Michael Hill (Missouri Western State), Oct. 6, 2012 (195 yards)
150-Yard Rushing Game	By NSU:	Joel Rockmore vs. Southwest Baptist, Oct. 27, 2012 (169 yards)
.....	By Opponent: ..	Michael Hill (Missouri Western State), Oct. 6, 2012 (195 yards)
200-Yard Rushing Game	By NSU:	Carlton Booe at Harding, Oct. 9, 1999 (237 yards)
.....	By Opponent: ..	Derrick Ross (Tarleton State), Sept. 17, 2005 (206 yards)
300-Yard Rushing Game-Team	By NSU:	vs. Tarleton State, Oct. 26, 2002 (364 yards)
.....	By Opponent: ..	NW Missouri State, Sept. 29, 2012 (346 yards)
Two 100-Yard Rushers	By NSU:	Travis Evans (119 yards), Joel Rockmore (103) at East Central, Sept. 17, 2011
.....	By Opponent: ..	Brandon Kelsey (122), Keidrick Jackson (108) of Midwestern State, Nov. 12, 2011
150-Yard Receiving Game	By NSU:	Trey McVay vs. Midwestern State, Nov. 12, 2011 (167 yards)
.....	By Opponent: ..	Jeken Frye (Tarleton State), Sept. 2, 2010 (215 yards)
350-Yard Passing Game	By NSU:	Johnny Deaton at Central Oklahoma, Nov. 5, 2011 (366 yards)
.....	By Opponent: ..	Anthony Abenoja (Pittsburg State), Aug. 30, 2012 (378 yards)
400+ Yards Passing	By NSU:	vs. Harding, Oct. 22, 2011 (542 yards)
.....	By Opponent: ..	East Central, Sept. 17, 2011 (504 yards)
100-Yard Rusher, 100-Yard Receiver	By NSU:	Joel Rockmore (121 rush), Jermaine Sherman (102 catch) vs. Central Missouri, Oct. 20, 2012
.....	By Opponent: ..	None in 2012
Three TDs Scored-Game	By NSU:	Joel Rockmore vs. Southwest Baptist, Oct. 27, 2012 (3 rush)
.....	By Opponent: ..	Jordan Simmons (NW Missouri State), Sept. 29, 2012 (2 rush, 1 catch)
Two-Point Conversion	By NSU:	Cale Fulps vs. Bacone, Aug. 27, 2011 (Fulps rush)
.....	By Opponent: ..	Arkansas-Monticello, Oct. 22, 2011
500+ Yards Total Offense	By NSU:	at Central Oklahoma, Nov. 5, 2011 (593 yards)
.....	By Opponent: ..	NW Missouri State, Sept. 29, 2012 (654 yards)
50+ Points	By NSU:	vs. Oklahoma Panhandle State, Sept. 24, 2011 (won 52-7)
.....	By Opponent: ..	NW Missouri State, Sept. 29, 2012 (won 66-6)

Defense

Interception Return for TD	By NSU:	Vernon Jones vs. Southwestern Oklahoma, Oct. 29, 2011 (52 yards)
.....	By Opponent:	Arthur Hobbs (Nebraska Kearney), Sept. 10, 2011 (98 & 90 yards)
Fumble Return for TD	By NSU:	Cayle Shambaugh vs. Central Missouri, Oct. 20, 2012 (0 yards)
.....	By Opponent: ..	Armonty Bryant (East Central), Oct. 30, 2010 (7 yards)
Safety Recorded	By NSU:	vs. Bacone, Aug. 27, 2011
.....	By Opponent: ..	Nebraska Kearney, Sept. 10, 2011
15+ Tackles-Game	By NSU:	Langston Jones at Missouri Southern State, Sept. 8, 2012, (9 assist/7 solo)
.....	By Opponent: ..	Perron Sellers (Eastern New Mexico), Nov. 6, 2010 (10 solo/5 assist)
Two+ Interceptions-Game	By NSU:	Vernon Jones vs. Missouri Western State, Oct. 6, 2012 (2)
.....	By Opponent: ..	Arthur Hobbs (Nebraska Kearney), Sept. 10, 2011 (3)

Special Teams

Punt Return for TD	By NSU:	Nate Robinson vs. Southwestern Oklahoma, Oct. 29, 2011 (66 yards)
.....	By Opponent: ..	Caleb Withrow (Abilene Christian), Sept. 11, 2010 (0 yards)
Kickoff Return for TD	By NSU:	Joel Rockmore vs. Oklahoma Panhandle State, Sept. 24, 2011 (92 yards)
.....	By Opponent: ..	Brandon Bryant (SE Oklahoma), Oct. 8, 2011 (87 yards)
Blocked FG for TD	By NSU:	Chris Myers vs. Harding, Oct. 15, 2011 (72 yards)
.....	By Opponent: ..	Unknown
Three FG's Attempted	By NSU:	Drew Patton vs. Washburn, Sept. 15, 2012 (46, 37 & 27 yards)
.....	By Opponent: ..	Taylor Cannon (Eastern New Mexico), Nov. 6, 2010 (29, 30, 23, & 19 yards)
Blocked Punt	By NSU:	vs. Southwest Oklahoma, Oct. 29, 2011
.....	By Opponent: ..	Devon Connors (Washburn), Sept. 15, 2012
Blocked Punt for TD	By NSU:	Unknown
.....	By Opponent: ..	Devon Connors (Washburn), Sept. 15, 2012
Blocked Field Goal	By NSU:	Kenny Garrett vs. Southwest Baptist, Oct. 27, 2012
.....	By Opponent: ..	Paul Gonzalez (Midwestern State), Nov. 13, 2010
No Offensive Turnovers	By NSU:	vs. Bacone, Aug. 27, 2011
.....	By Opponent: ..	NW Missouri State, Sept. 29, 2012
Shutout	By NSU:	vs. Bacone, Aug. 27, 2011 (43-0)
.....	By Opponent: ..	Tarleton State, Sept. 5, 2009 (6-0)
PAT for Two-Point Conversion	By NSU:	Philip Davis at SE Oklahoma, Oct. 12, 2002
.....	By Opponent: ..	Trent Pratt (Southwest Oklahoma), Oct. 21, 2006