



SOUTHLAND CONFERENCE FOOTBALL

WEEK 10 NOTES

OCT. 21, 2025 • CONTACT: JAMES HILL • EMAIL: JHILL@SOUTHLAND.ORG • CELL: 901-827-1087



2025 SOUTHLAND STANDINGS

	SOUTHLAND		ALL GAMES					
	W-L	PCT	W-L	PCT	HOME	AWAY	NEU	STK
Lamar	4-0	1.000	7-1	.875	4-0	3-1	0-0	W7
Southeastern	4-0	1.000	6-2	.750	3-0	3-2	0-0	W4
SFA	4-0	1.000	6-2	.750	4-0	2-2	0-0	W6
UTRGV	2-2	.500	6-2	.750	5-0	1-2	0-0	W1
East Texas A&M	2-2	.500	2-6	.250	0-3	2-3	0-0	L1
Nicholls	2-2	.500	2-6	.250	2-1	0-5	0-0	W1
McNeese	1-3	.250	2-6	.250	2-2	0-4	0-0	L1
HCU	1-3	.250	2-6	.250	2-2	0-4	0-0	L2
UIW	0-4	.000	2-6	.250	2-2	0-4	0-0	L3
Northwestern State	0-4	.000	1-7	.125	1-2	0-5	0-0	L7

THE OPENING DRIVE

Defensive State of Mind

According to Pro Football Focus, the top three defenses in the FCS all hail from the Southland Conference – UTRGV at No. 1, Southeastern Louisiana at No. 2, and Stephen F. Austin at No. 3. The metrics are backed by the NCAA rankings as well, with SFA sitting third nationally in total defense, Southeastern eighth, and UTRGV 11th. Lamar also checks in at No. 25. The Vaqueros have managed the rare balance of dominance on both sides of the ball – pairing the nation's No. 1 defense (per PFF) with the No. 4 offense in total production.

Poll Power Rising

The Southland continues to position itself as a multi-bid league contender, with three teams ranked in both the AFCA Coaches and Stats Perform Top 25 polls. Lamar leads the charge at No. 14 in both, followed by Southeastern Louisiana (No. 16 AFCA / No. 21 Stats) and SFA (No. 23 AFCA / No. 20 Stats). UTRGV remains on the doorstep, earning the most receiving votes of any unranked team in the AFCA poll. With several ranked-on-ranked matchups ahead, November will decide not just the Southland crown – but potential FCS playoff positioning.

The Vaquero Voltage

UTRGV put the league – and the country – on notice with a 56-28 dismantling of last year champion UIW, its largest FCS win to date and a signature performance in the program's inaugural season. The Vaqueros rolled up over 500 yards of total offense which included seven total touchdowns (six passing) from Eddie Lee Marburger, a 17 catch, 172 yard, one touchdown performance from Tony Diaz, and four catches for 155 yards and two scores by Xayvion Noland.

Lumberjack Redemption

One year after a heartbreaking 19-14 loss in Commerce that likely kept them out of the 2024 FCS playoffs, Stephen F. Austin returned to East Texas A&M and earned gritty, 31-21 win. The Lumberjacks controlled both lines of scrimmage and leaned on their defensive backbone – ranked No. 3 nationally – to shut the door in the fourth quarter. The road victory extended SFA's unbeaten Southland mark and underscored a hardened, playoff-ready mentality that has come to define the Jacks' 2025 campaign.

Lion Special

Southeastern Louisiana's special teams have been the nation's best weapon. The Lions lead the entire FCS in kickoff return average (31.25 yards) and have produced back-to-back kickoff return touchdowns by Brandon Hayes, electrifying their unbeaten conference run. That explosiveness has flipped momentum in multiple games and exemplified Southeastern's full-team efficiency – a unit that's dominating not just on defense, but in the third phase as well.

THIS WEEK IN THE SOUTHLAND

Saturday, November 1

#14/14 Lamar at UIW	ESPN+	2 p.m.
HCU at Nicholls	ESPN+	3 p.m.
Northwestern State at McNeese	ESPN+	6 p.m.
East Texas A&M at #16/21 Southeastern	ESPN+	6 p.m.
RW/RV UTRGV at #23/20 SFA	ESPN+	6 p.m.

LAST WEEK IN THE SOUTHLAND

Saturday, October 25

#19/RV Southeastern 38, HCU 14
Nicholls 31, McNeese 7
#15/15 Lamar 41, Northwestern State 14
#24/24 SFA 31, East Texas A&M 21
RV UTRGV 56, UIW 28

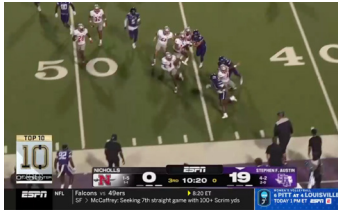
Mr. Pick 6

Nicholls defensive back Ty Marsh continues to rewrite the program's record book for scoring from the secondary. Marsh recorded his second interception return for a touchdown this season in the Colonels' win last week – and remarkably, three of his four career interceptions have gone for touchdowns. The ball-hawking veteran has become one of the most dangerous defensive playmakers in the FCS, embodying the opportunistic identity that defines Southland defenses.

Historic Heights for Big Red

Lamar continues to climb into rare company with one of the program's most successful seasons in modern history. Saturday's win at Northwestern State secured three straight winning seasons for the first time since 1965-67, marking a new era of sustained success for the Cardinals. Their seven-game win streak is the program's longest since spanning the 1971-72 seasons, and this year's start stands as Lamar's best since 1967 – including the best conference start since 1960, when Big Red competed in the Lone Star Conference. It's been nearly six decades since Lamar football has been this consistently dominant.

SPORTSCENTER TOP PLAYS




NO. 10

BUGS MORTIMER, SFA
OCT. 18, 2025 - AMAZING PUNT RETURN AGAINST NICHOLLS



NO. 3

DEVIN MATTHEWS, ETAMU
OCT. 11, 2025 - INCREDIBLE CATCH AGAINST LAMAR.



NO. 8

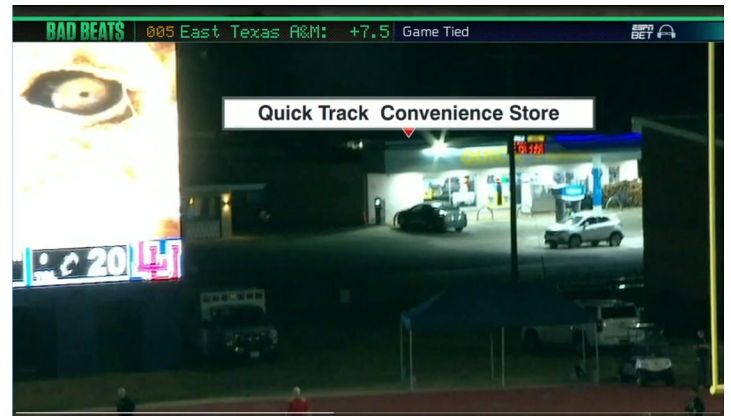
KYLON HARRIS, SFA
OCT. 4, 2025 - INSANE OVER THE BACK CATCH AGAINST UIW.



NO. 3

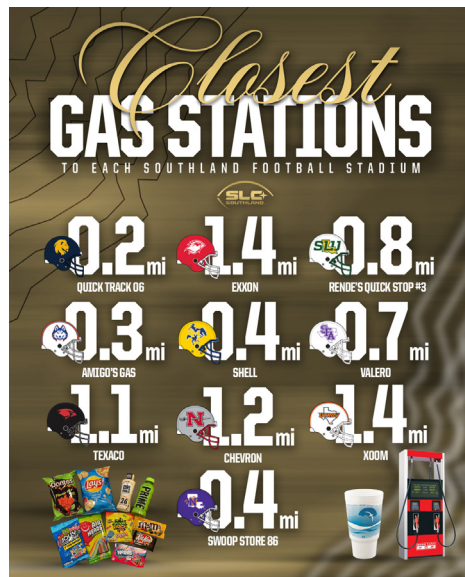
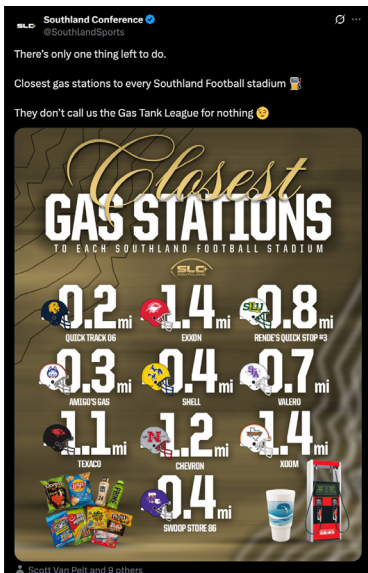
MICHAEL PLEAS JR., UIW
SEP. 28, 2025 - INTERCEPTION AFTER DEFLECTING OFF FOUR DIFFERENT PLAYERS AGAINST ACU.

IS THAT A GAS STATION? YES IT IS.





Lamar and East Texas A&M's October 11 matchup earned a spot on the popular Bad Beats segment on SportsCenter with Scott Van Pelt. During the show, Scott and Stanford Steve jokingly wondered whether the teams were "playing next to a gas station."

That inspired us to take a closer look – and discover the nearest gas stations to each Southland Football Stadium in what's affectionately known as the Gas Tank League.





2025 PRESEASON ACCOLADES



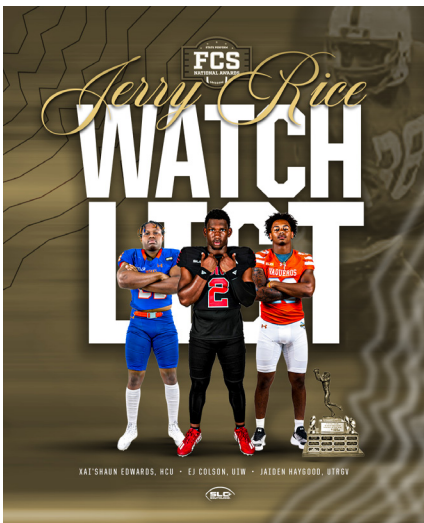
WALTER PAYTON AWARD WATCH LIST

WR JALEN WALTHALL, UIW | QB SAM VIDLAK, SFA | WR KYLON HARRIS, SFA



BUCK BUCHANAN AWARD WATCH LIST

DL RASHEED LOVELACE, NICHOLLS | LB DECLAN WILLIAMS, UIW | DB TYLER MORTON, UIW



JERRY RICE AWARD WATCH LIST

RB KAI'SHAUN EDWARD, HCU
QB EJ COLSON, UIW
LB JAIDEN HARGOOD, UTRGV



PHIL STEELE MIDSEASON ALL-AMERICAN

FIRST TEAM

DL KALEB PROCTOR, SOUTHEASTERN
DB CHARLES DEMMINGS, SFA

SECOND TEAM

PR KYNDON FUSELIER, LAMAR

THIRD TEAM


WR XAYVION NOLAND, UTRGV
OL JAKE HENRY, SFA
OL TRAVEON NEWSOME, UIW
LB JAYDON SOUTHARD, SFA

FOURTH TEAM

OL HOLDEN KAREKOWSKY, SOUTHEASTERN
DB ELIJAH GRAHAM, UTRGV



**FOOTBALL
HEAD COACHES**




EAST TEXAS A&M
 HEAD COACH Clint Dolezel
 Overall: 6-24 (3 Seasons)
 School: 6-24 (3rd Season)
 SLC at School: 6-12 (3rd Season)



HCU
 HEAD COACH Jason Bachtel
 Overall: 20-20 (5 Seasons)
 School: 6-14 (2nd Season)
 SLC at School: 3-8 (2nd Season)




UIW
 HEAD COACH Clint Killough
 Overall: 22-11 (2 Seasons)
 School: 22-11 (3rd Season)
 SLC at School: 12-5 (3rd Season)



LAMAR
 HEAD COACH Pete Rossomando
 Overall: 87-60 (14 Seasons)
 School: 20-11 (3rd Season)
 SLC at School: 13-5 (3rd Season)




McNEESE
 HEAD COACH Matt Viator
 Overall: 99-78 (15 Seasons)
 School: 80-39 (10 Seasons)
 SLC at School: 55-21 (10 Seasons)




NICHOLLS
 HEAD COACH Tommy Rybacki
 Overall: 2-6 (1st Season)
 School: 2-6 (1st Season)
 SLC at School: 2-2 (1st Season)



NORTHWESTERN STATE
 HEAD COACH Blaine McCorkle
 Overall: 32-44 (8 seasons)
 School: 1-19 (2nd season)
 SLC at School: 0-11 (2nd season)



SOUTHEASTERN
 HEAD COACH Frank Scelfo
 Overall: 50-38 (8 Seasons)
 School: 50-38 (8th Season)
 SLC at School: 38-18 (8th Season)



SFA
 HEAD COACH Colby Carthel
 Overall: 97-55 (13 Seasons)
 School: 39-37 (7th Season)
 SLC at School: 11-10 (7th Season)



UTRGV
 HEAD COACH Travis Bush
 Overall: 6-2 (1 Season)
 School: 6-2 (1st Season)
 SLC at School: 2-2 (1st Season)

**FOOTBALL
CONTACTS**

EAST TEXAS A&M
 Avi Mehta
 Office: (903) 468-3027
 Email: avi.mehta@tamuc.edu
 Website: lionathletics.com

HCU
 Jeff Sutton
 Office: (281) 649-3208
 Email: jsutton@hc.edu
 Website: hcuhuskies.com

UIW
 Kevin Malcolm, Jr.
 Office: (210) 829-6048
 Email: kmalcolm@uiwtx.edu
 Website: uiwcardinals.com

LAMAR
 James Dixon
 Office: (409) 880-8329
 Email: james.dixon@lamar.edu
 Website: lamarcardinals.com

McNEESE
 Matthew Bonnette
 Office: (337) 475-5207
 Email: wbonnette@mcneese.edu
 Website: mcneesesports.com

NICHOLLS
 Jamie Bustos
 Office: (985) 448-4281
 Email: jamie.bustos@nicholls.edu
 Website: geauxcolonels.com

NORTHWESTERN STATE
 Jason Pugh
 Office: (318) 357-6467
 Email: pughj@nsula.edu
 Website: nsudemons.com

SOUTHEASTERN
 Kemmler Chapple
 Office: (985) 549-3221
 Email: kemmler.chapple@selu.edu
 Website: lionsports.net

SFA
 Jacob Pumphrey
 Office: (936) 468-6244
 Email: jacob.pumphrey@sfasu.edu
 Website: sfajacks.com

UTRGV
 Jonah Goldberg
 Office: (956) 665-2240
 Email: jonah.goldberg@utrgv.edu
 Website: goutrgv.com

**SOUTHLAND VS.
NON-CONFERENCE**

FBS	0-14
AMERICAN	0-2
North Texas	0-1
UTSA	0-1
ACC	0-2
Florida State	0-1
SMU	0-1
BIG TEN	0-2
Minnesota	0-1
Nebraska	0-1
BIG 12	0-2
Cincinnati	0-1
Houston	0-1
CONFERENCE USA	0-1
Louisiana Tech	0-1
MOUNTAIN WEST	0-1
Utah State	0-1
SEC	0-1
LSU	0-1
SUN BELT	0-3
Louisiana	0-1
Texas State	0-1
Troy	0-1
FCS	8-8
BIG SKY	2-3
Cal Poly	1-0
Eastern Washington	1-0
Northern Arizona	0-1
Northern Colorado	0-1
Weber State	0-1
MISSOURI VALLEY FOOTBALL	2-0
Murray State	1-0
South Dakota	1-0
MEAC	0-1
NC Central	0-1
SWAC	4-2
Alcorn	1-0
Grambling	0-1
Mississippi Valley State	1-0
Prairie View	1-1
Texas Southern	1-0
UAC	2-4
Abilene Christian	1-1
Central Arkansas	1-0
Eastern Kentucky	0-2
West Georgia	0-1
OTHER	6-0
Arkansas Baptist	1-0
Langston	1-0
Louisiana Christian	1-0
Sul Ross State	2-0
Texas Wesleyan	1-0

SOUTHLAND PLAYERS OF THE WEEK



Eddie Lee Marburger, UTRGV - QB - R-Sr. - Mission, Texas

SMarburger threw six touchdown passes, tied for the 10th-most in a game in Southland Conference history, while going 26-for-36 for a career-high 440 yards in the air to go with 13 yards and one touchdown on the ground. UTRGV finished with 548 total yards on offense, the most in both a FCS and conference game in the Southland this year, the most by a Southland team against an FCS opponent.

2025 OFFENSIVE PLAYERS OF THE WEEK

- Sept. 1 Miequle Brock Jr., Nicholls
- Sept. 8 Nathan Denney, UTRGV
- Sept. 15 Jake Strong, McNeese
- Sept. 22 Jerrell Wimbley, SFA
- Sept. 29 Jerrell Wimbley, SFA
- Oct. 6 Sam Vidlak, SFA
- Oct. 13 Xai'Shaun Edwards, HCU
- Oct. 20 Jake Strong, McNeese
- Oct. 27 Eddie Lee Marburger, UTRGV
- Nov. 3
- Nov. 10
- Nov. 17
- Nov. 24



Ty Marsh, Nicholls - DB - Sr. - Dallas, Texas

Marsh sparked the Colonels' defensive effort in the 31-7 win over McNeese, totaling four tackles, an interception for a touchdown, and one sack. With Nicholls leading 10-7 in the third, Marsh tallied his second pick-6 of the season with a 45-yard return. It was his third interception for a TD in 20 career games with the Colonels. The Colonel defense allowed 264 yards.

2025 DEFENSIVE PLAYERS OF THE WEEK

- Sept. 1 Fernando Washington, Northwestern State
- Sept. 8 Kristian Pugh, Lamar
- Sept. 15 Andrew Huff, Lamar
- Sept. 22 Rodney Dansby, HCU
- Sept. 29 Declan Williams, UIW
- Oct. 6 Jaydon Southard, SFA
- Oct. 13 Ronnie Hamrick II, Lamar
- Oct. 20 Kyree Anderson, East Texas A&M
- Oct. 27 Ty Marsh, Nicholls
- Nov. 3
- Nov. 10
- Nov. 17
- Nov. 24



Brandon Hayes, Southeastern - WR - Sr. - Hattiesburg, Miss.

For the second straight week, Hayes returned the opening kickoff of the second half for a touchdown. Hayes' 85-yard kickoff return touchdown in No. 19 Southeastern's 38-14 victory at HCU was his second of the season and third of his Lion career. Later in the third quarter, he broke free for a 55-yard kickoff return to set up an SLU field goal. On the day, he averaged 51.6 yards per kickoff return. One of two FCS players to return two kickoffs for touchdowns this fall.

2025 SPECIAL TEAMS PLAYERS OF THE WEEK

- Sept. 1 Cooper Evans, Northwestern State
- Sept. 8 Ben Woodard, Lamar
- Sept. 15 Kendrick Malone, Lamar
- Sept. 22 Kylon Harris, SFA
- Sept. 29 Kyndon Fuselier, Lamar
- Oct. 6 Kyndon Fuselier, Lamar
- Oct. 13 Brady Young, HCU
- Oct. 20 Ben Woodard, Lamar
- Oct. 27 Brandon Hayes, Southeastern
- Nov. 3
- Nov. 10
- Nov. 17
- Nov. 24

STATS PERFORM FCS POLL WEEK 9

Rank	Team	Rec	Pts	Prev
1	North Dakota State (56)	8-0	1,400	1
2	Tarleton State	9-0	1,318	3
3	Montana	8-0	1,280	4
T4	Montana State	6-2	1,205	5
T4	South Dakota State	7-1	1,205	2
6	UC Davis	6-1	1,086	6
7	Lehigh	8-0	1,034	7
8	North Dakota	6-2	1,022	8
9	Tennessee Tech	8-0	990	9
10	Monmouth	7-1	903	10
11	Villanova	6-2	744	11
12	Harvard	6-0	682	14
13	Rhode Island	7-2	678	13
14	Lamar	7-1	651	15
15	Mercer	6-1	583	17
16	Southern Illinois	5-3	540	16
17	Illinois State	5-3	511	18
18	Youngstown State	5-3	379	22
19	Northern Arizona	5-3	377	20
20	Stephen F. Austin	6-2	301	24
21	Southeastern Louisiana	6-2	272	NR
22	Austin Peay	5-3	217	25
23	Jackson State	5-2	215	12
24	Abilene Christian	4-4	192	23
25	Presbyterian	7-1	107	19

Others Receiving Votes (schools listed on two or more ballots): South Dakota (5-4, 3-2 MVFC), 99; Western Carolina (5-3, 4-0 SoCon), 95; Alabama State (5-2, 3-1 SWAC), 21; Dartmouth (5-1, 3-1 Ivy), 17; Lafayette (5-3, 3-0 Patriot), 15; Delaware State (5-3, 1-0 MEAC), 14; West Georgia (6-3, 3-3 UAC), 14; Gardner-Webb (5-3, 3-1 OVC-Big South), 12; Dayton (6-2, 4-1 Pioneer), 8; Prairie View A&M (6-2, 4-0 SWAC), 4; **UT Rio Grande Valley (6-2, 2-2 Southland)**, 4; New Hampshire (5-4, 3-2 CAA), 2; Sacramento State (4-4, 2-2 Big Sky), 2

AFCA COACHES POLL WEEK 9

Rank	Team	Pts	Rec	Prev
1	North Dakota St. (25)	8-0	625	1
2	Tarleton St.	9-0	598	3
3	Montana	8-0	575	4
4	Montana St.	6-2	529	5
5	South Dakota St.	7-1	525	2
6	UC Davis	6-1	495	6
7	Lehigh	8-0	461	7
8	Tennessee Tech	8-0	433	8
9	Monmouth	7-1	423	9
10	North Dakota	6-2	401	10
11	Villanova	6-2	350	12
12	Rhode Island	7-2	340	13
13	Mercer	6-1	323	14
14	Lamar	7-1	314	15
15	Harvard	6-0	248	17
16	Southeastern Louisiana	6-2	235	19
17	Southern Illinois	5-3	224	18
18	Illinois St.	5-3	192	20
19	Youngstown St.	5-3	181	21
20	Jackson St.	5-2	126	11
21	Northern Arizona	5-3	108	22
22	Presbyterian	7-1	99	16
23	Stephen F. Austin	6-2	89	24
24	Austin Peay	5-3	78	23
25	ACU	4-4	36	25

Others Receiving Votes: **UT Rio Grande Valley, 25**; Western Carolina, 21; West Georgia, 18; Dartmouth, 12; Lafayette, 12; Gardner-Webb, 10; South Dakota, 9; Sacramento St., 4; Prairie View A&M, 3; Alabama St., 2; Central Connecticut St., 1.

SOUTHLAND WINS OVER FBS OPPONENTS

Date	Southland Team	FBS Losing Team	Score	FBS Conference
Sept. 10, 2022	UIW	Nevada	55-41	Mountain West
Sept. 18, 2021	UIW	Texas State	42-34	Sun Belt
Aug. 29, 2019	Central Arkansas	Western Kentucky	35-28	C-USA
Sept. 1, 2018	Nicholls	Kansas	26-23 (OT)	Big XII
Sept. 24, 2016	Central Arkansas	Arkansas State	28-23	Sun Belt
Sept. 13, 2014	Abilene Christian	Troy	38-35	Sun Belt
Sept. 20, 2014	Northwestern State	Louisiana Tech	30-27	C-USA
Aug. 31, 2013	McNeese	South Florida	53-21	American
Sept. 7, 2013	Nicholls	Western Michigan	27-23	MAC
Aug. 30, 2012	McNeese	Middle Tennessee	27-21	C-USA
Sept. 24, 2011	Sam Houston	New Mexico	48-45 (OT)	Mountain West
Sept. 19, 2009	Central Arkansas	Western Kentucky	28-7	Sun Belt
Sept. 1, 2007	Nicholls	Rice	16-14	C-USA
Sept. 15, 2007	McNeese	Louisiana-Lafayette	38-17	Sun Belt
Sept. 1, 2005	Northwestern State	Louisiana-Monroe	27-23	Sun Belt
Sept. 6, 2003	Stephen F. Austin	Louisiana-Monroe	23-21	Sun Belt
Sept. 20, 2003	Northwestern State	Louisiana-Monroe	14-10	Sun Belt
Sept. 14, 2002	McNeese	Louisiana-Monroe	24-19	Sun Belt
Sept. 1, 2001	Sam Houston	Louisiana-Monroe	20-9	Sun Belt
Sept. 22, 2001	Jacksonville State	Arkansas State	31-28	Sun Belt
Sept. 22, 2001	Northwestern State	TCU	27-24 (OT)	C-USA
Nov. 22, 2001	Nicholls	Arkansas State	28-22	Sun Belt
Sept. 2, 2000	Sam Houston	Louisiana-Lafayette	21-14	Independent
Sept. 16, 2000	Stephen F. Austin	Louisiana Tech	34-31	Independent
Sept. 23, 2000	Northwestern State	Louisiana-Lafayette	23-21	Independent
Sept. 30, 2000	Southwest Texas State	Louisiana-Monroe	27-7	Independent
Nov. 11, 2000	Jacksonville State	Louisiana-Lafayette	28-14	Independent
Sept. 11, 1999	Troy	Cincinnati	31-24	C-USA
Sept. 12, 1998	Northwestern State	Southwestern Louisiana	24-22	Independent
Sept. 28, 1996	Northwestern State	Boise State	20-16	Big West
Sept. 28, 1996	Southwest Texas State	Idaho	27-21	Big West
Oct. 21, 1995	Northwestern State	Northeast Louisiana	42-39	Independent
Nov. 6, 1993	Northeast Louisiana	Arkansas State	42-10	Big West
Oct. 3, 1992	Northwestern State	Arkansas State	24-18	Independent
Aug. 31, 1991	Northeast Louisiana	Southwestern Louisiana	21-10	Independent
Oct. 6, 1990	North Texas	SMU	14-7	SWC
Sept. 3, 1988	North Texas	Texas Tech	29-24	SWC
Sept. 17, 1988	McNeese	Toledo	46-19	MAC
Nov. 19, 1988	North Texas	Rice	33-17	SWC
Nov. 7, 1987	Northeast Louisiana	Southern Mississippi	34-24	Independent
Aug. 20, 1986	Louisiana Tech	Tulsa	22-17	Independent
Oct. 18, 1986	North Texas	TCU	24-20	SWC
Sept. 14, 1985	Louisiana Tech	Southwestern Louisiana	24-23	Independent
Sept. 28, 1985	North Texas	Kansas State	22-10	Big 8
Oct. 5, 1985	UT Arlington	Wichita State	31-3	Missouri Valley
Nov. 16, 1985	McNeese	Southwestern Louisiana	14-3	Independent
Sept. 15, 1984	Northeast Louisiana	Southwestern Louisiana	7-6	Independent
Oct. 13, 1984	UT Arlington	Wichita State	17-15	Missouri Valley
Nov. 10, 1984	McNeese	Southwestern Louisiana	30-17	Independent
Sept. 10, 1983	Northeast Louisiana	Southwestern Louisiana	31-6	Independent
Oct. 1, 1983	North Texas	New Mexico	18-8	WAC
Oct. 8, 1983	UT Arlington	Wichita State	34-24	Missouri Valley
Sept. 18, 1982	Louisiana Tech	Eastern Michigan	49-12	MAC
Oct. 9, 1982	Arkansas State	Southwestern Louisiana	20-13	Independent
Oct. 16, 1982	UT Arlington	Southwestern Louisiana	30-29	Independent
Nov. 13, 1982	Louisiana Tech	Southern Mississippi	13-6	Independent

WEEK-BY-WEEK NATIONAL RANKINGS

PRESEASON	STATS PERFORM
UIW	5
SFA	23
Southeastern	RV
AFCA	
UIW	4
SFA	24
Southeastern	RV
Lamar	RV
WEEK 1	
STATS PERFORM	
UIW	12
Nicholls	22
SFA	25
AFCA	
UIW	9
SFA	23
Nicholls	25
Southeastern	RV
McNeese	RV
WEEK 2	
STATS PERFORM	
UIW	14
Lamar	24
SFA	RV
Nicholls	RV
AFCA	
UIW	8
Lamar	RV
Southeastern	RV
SFA	RV
Nicholls	RV
WEEK 3	
STATS PERFORM	
UIW	19
Lamar	23
SFA	RV
Nicholls	RV
Southeastern	RV
AFCA	
UIW	14
Lamar	RV
Southeastern	RV
SFA	RV
Nicholls	RV
WEEK 4	
STATS PERFORM	
Lamar	22
UIW	RV
SFA	RV
AFCA	
UIW	24
Lamar	RV
Southeastern	RV
SFA	RV
UTRGV	RV
WEEK 5	
STATS PERFORM	
Lamar	20
UIW	RV
SFA	RV
AFCA	
UIW	20
Lamar	25
Southeastern	RV
SFA	RV
WEEK 6	
STATS PERFORM	
Lamar	20
SFA	RV
Southeastern	RV
AFCA	
Lamar	24
Southeastern	RV
SFA	RV
UIW	RV
UTRGV	RV
WEEK 7	
STATS PERFORM	
Lamar	17
SFA	25
Southeastern	RV
AFCA	
Lamar	18
Southeastern	22
SFA	RV
UTRGV	RV
WEEK 8	
STATS PERFORM	
Lamar	15
SFA	24
Southeastern	RV
AFCA	
Lamar	15
Southeastern	19
SFA	24
UTRGV	RV
WEEK 9	
STATS PERFORM	
Lamar	14
SFA	20
Southeastern	21
UTRGV	RV
AFCA	
Lamar	14
Southeastern	16
SFA	23
UTRGV	RV





EAST TEXAS A&M
3-9, 2-4 Southland

AUGUST/SEPTEMBER

31.....at San Diego State.....L, 14-45
7.....at #18/18 UC Davis.....L, 22-36
14.....GRAMBLING.....L, 28-35
21.....SACRAMENTO STATE.....L, 0-34
28.....OPEN

OCTOBER

5.....at Southeastern *.....L, 9-21
12.....at Northwestern State *.....W, 42-21
19.....LAMAR *.....L, 20-29
26.....at Prairie View AGM.....L, 27-34

NOVEMBER

2.....at McNeese *.....L, 3-31
9.....SFA *.....W, 19-14
16.....HCU *.....W, 41-40
23.....#6/6 UIW *.....L, 24-38



LAMAR
7-5, 4-3 Southland

AUGUST/SEPTEMBER

31.....at Texas State.....L, 27-34
7.....MISSISSIPPI VALLEY STATE.....W, 28-14
14.....#20/25 WEBER STATE.....W, 17-16
21.....TEXAS SOUTHERN.....W, 20-17
28.....at #7/7 Central Arkansas *.....L, 14-34

OCTOBER

5.....OPEN
12.....SFA *.....L, 20-27
19.....at East Texas A&M *.....W, 29-20
26.....at Northwestern State *.....W, 42-10

NOVEMBER

2.....SOUTHEASTERN *.....L, 27-30 (OT)
9.....at UIW *.....L, 20-41
16.....NICHOLLS *.....W, 24-7
23.....at McNeese *.....W, 26-24



NORTHWESTERN ST.
0-12, 0-7 Southland

AUGUST/SEPTEMBER

29.....at Tulsa.....L, 28-62
7.....PRAIRIE VIEW AGM.....L, 31-37
14.....at South Alabama.....L, 10-87
21.....WEBER STATE.....L, 0-39
28.....at #13/14 SEMO.....L, 0-19

OCTOBER

5.....at SFA *.....L, 17-59
12.....EAST TEXAS A&M *.....L, 21-42
19.....at Nicholls *.....L, 0-20
26.....RV/RV LAMAR *.....L, 10-42

NOVEMBER

2.....OPEN
9.....at Southeastern *.....L, 0-41
16.....McNEESE *.....L, 3-35
23.....at HCU *.....L, 24-62



HCU
5-7, 3-4 Southland

AUGUST/SEPTEMBER

31.....at SMU.....L, 7-59
7.....#20/21 TARLETON.....L, 18-35
14.....LOUISIANA CHRISTIAN.....W, 70-7
21.....at UTSA.....L, 7-45
28.....at Indiana State.....W, 27-24

OCTOBER

5.....#22/25 McNEESE *.....W, 43-22
12.....SOUTHEASTERN *.....L, 7-37
19.....OPEN
26.....at SFA *.....L, 6-55.

NOVEMBER

2.....at UIW *.....L, 20-45
9.....NICHOLLS *.....W, 24-21
16.....at East Texas A&M *.....L, 40-41
23.....NORTHWESTERN STATE *.....W, 62-26



McNEESE
6-6, 3-4 Southland

AUGUST/SEPTEMBER

24.....at #21/21 Tarleton.....L, 23-26
31.....SOUTHERN.....W, 21-7
7.....at Texas A&M.....L, 10-52
14.....SFA *.....W, 28-24
21.....ALCORN.....W, 42-14
28.....at #25/RV Weber State.....W, 28-26

OCTOBER

5.....at HCU *.....L, 22-43
12.....OPEN
19.....at UIW *.....L, 17-30
26.....at Nicholls *.....L, 19-24

NOVEMBER

2.....EAST TEXAS A&M *.....W, 31-3.
9.....OPEN
16.....at Northwestern State *.....W, 35-3
23.....LAMAR *.....L, 24-26



#6/6 UIW
11-3, 7-0 Southland

AUGUST/SEPTEMBER

31.....NORTHERN COLORADO.....W, 28-7
7.....at #1/1 South Dakota State.....L, 24-45
14.....at #8/9 Southern Illinois.....L, 28-35
21.....RV/RV NORTHERN ARIZONA.....W, 38-14
28.....OPEN

OCTOBER

5.....PRAIRIE VIEW A&M.....W, 56-28
12.....NICHOLLS *.....W, 55-10
19.....McNEESE *.....W, 30-17
26.....at RV/RV Southeastern *.....W, 34-31

NOVEMBER

2.....HCU *.....W, 45-20
9.....LAMAR *.....W, 41-20
16.....at SFA *.....W, 27-20
23.....at East Texas A&M *.....W, 38-24

DECEMBER

7.....#11 VILLANOVA *.....W, 13-6
14.....at #3 South Dakota State.....L, 14-55



NICHOLLS
4-8, 2-5 Southland

AUGUST/SEPTEMBER

31.....at Louisiana Tech.....L, 17-25
7.....at (18/19) LSU.....L, 21-44
14.....at #8/8 Sacramento State.....L, 7-34
21.....MISSISSIPPI VALLEY STATE.....W, 66-0
28.....OPEN

OCTOBER

5.....at Southern.....W, 51-7
12.....at #15/15 UIW *.....L, 10-55
19.....NORTHWESTERN STATE *.....W, 20-0
26.....McNEESE.....W, 24-19

NOVEMBER

2.....SFA *.....L, 12-28
9.....at HCU *.....L, 21-24
16.....at Lamar *.....L, 7-24
21.....SOUTHEASTERN *.....L, 16-19



RV/RV SOUTHEASTERN
7-5, 6-1 Southland

AUGUST/SEPTEMBER

29.....at Tulane.....L, 0-59
7.....at Southern Miss.....L, 10-35
14.....EASTERN WASHINGTON.....W, 28-24
21.....SOUTH DAKOTA STATE *.....L, 0-41
28.....at #16/16 Tarleton.....L, 33-36

OCTOBER

5.....EAST TEXAS A&M *.....W, 21-9
12.....at HCU *.....W, 37-7
19.....SFA *.....W, 24-23
26.....#10/11 UIW *.....L, 31-34

NOVEMBER

2.....at Lamar *.....W, 30-27 (OT)
9.....NORTHWESTERN STATE *.....W, 41-0
16.....OPEN
21.....at Nicholls *.....W, 19-16



SFA
7-5, 4-3 Southland

AUGUST/SEPTEMBER

29.....NORTH AMERICAN.....W, 77-0
7.....at North Texas.....L, 20-35
14.....at McNeese *.....L, 24-28
21.....NORTHERN COLORADO.....W, 48-7
28.....OPEN

OCTOBER

5.....NORTHWESTERN STATE *.....W, 59-17
12.....at #22/RV Lamar *.....W, 27-20
19.....at Southeastern *.....L, 23-24
26.....HCU *.....W, 55-6

NOVEMBER

2.....at Nicholls *.....W, 28-12
9.....at East Texas A&M.....L, 14-19
16.....#6/6 UIW *.....L, 20-27
23.....#11/11 ABILENE CHRISTIAN.....W, 32-19





EAST TEXAS A&M
2-6, 2-2 Southland

AUGUST/SEPTEMBER

30 at (#16/16) SMU L, 13-42
6 at Florida State L, 3-77
13 OPEN
20 at Grambling L, 28-31
27 RV NC CENTRAL L, 42-50

OCTOBER

4 at Northwestern State * W, 40-10
11 #20/24 LAMAR * L, 23-33
18 at RV UIW * W, 52-45
25 #24/24 SFA * L, 21-31

NOVEMBER

1 at #16/21 Southeastern * 6 p.m.
8 McNEESE 4 p.m.
15 HCU * 4 p.m.
22 at UTRGV * 5 p.m.



HCU
2-6, 1-3 Southland

AUGUST/SEPTEMBER

28 ARKANSAS BAPTIST W, 69-0
6 at RV Eastern Kentucky L, 10-20
13 at Nebraska L, 7-59
20 NORTHERN COLORADO L, 23-26 (OT)
27 OPEN

OCTOBER

4 at UTRGV * L, 7-27
11 NORTHWESTERN STATE * W, 20-17
18 at McNeese * L, 0-27
25 #19/RV SOUTHEASTERN * L, 14-38

NOVEMBER

1 at Nicholls * 3 p.m.
8 SFA * 2 p.m.
15 at East Texas A&M * 4 p.m.
22 UIW * 2 p.m.



UIW
2-6, 0-4 Southland

AUGUST/SEPTEMBER

23 at Nicholls * L, 6-20
30 EASTERN WASHINGTON W, 31-21
6 OPEN
13 at UTSA L, 20-48
20 at #17/19 Northern Arizona L, 23-31
27 #12/13 ABILENE CHRISTIAN W, 38-7

OCTOBER

4 RV/RV SFA * L, 17-31
11 OPEN
18 EAST TEXAS A&M * L, 45-52
25 at RV UTRGV * L, 28-56

NOVEMBER

1 #14/14 LAMAR * 2 p.m.
8 at Northwestern State * 1 p.m.
15 SOUTHEASTERN * 2 p.m.
22 at HCU * 2 p.m.



#14/14 LAMAR
5-1, 2-0 Southland

AUGUST/SEPTEMBER

30 at North Texas L, 0-51
6 #4/6 SOUTH DAKOTA W, 20-13
13 at Texas Southern W, 31-7
20 OPEN
27 CENTRAL ARKANSAS W, 35-32

OCTOBER

4 NICHOLLS * W, 24-17
11 at East Texas A&M * W, 33-23
18 RV UTRGV * W, 23-21
25 at Northwestern State * W, 41-14

NOVEMBER

1 at UIW * 2 p.m.
8 SOUTHEASTERN * 3 p.m.
15 at SFA * 6 p.m.
22 McNEESE * 3 p.m.



McNEESE
2-6, 1-3 Southland

AUGUST/SEPTEMBER

30 LOUISIANA CHRISTIAN W, 54-9
6 at Louisiana L, 10-34
13 WEBER STATE L, 41-42
20 at Utah State L, 7-48
27 at RV/RV SFA * L, 17-34

OCTOBER

4 RV/RV SOUTHEASTERN * L, 0-38
11 OPEN
18 HCU * W, 27-0
25 at Nicholls * L, 7-31

NOVEMBER

1 NORTHWESTERN STATE * 6 p.m.
8 at East Texas A&M * 4 p.m.
15 UTRGV * 6 p.m.
22 at Lamar * 3 p.m.



NICHOLLS
2-6, 2-2 Southland

AUGUST/SEPTEMBER

23 #4/5 UIW * W, 20-6
30 at Troy L, 20-38
6 WEST GEORGIA L, 10-34
13 OPEN
20 at Texas State L, 3-35
27 at Eastern Kentucky L, 7-27

OCTOBER

4 at #20/25 Lamar * L, 17-24
11 OPEN
18 at #RV/25 SFA * L, 7-34
25 McNEESE W, 31-7

NOVEMBER

1 HCU * 3 p.m.
8 at UTRGV * 5 p.m.
15 NORTHWESTERN STATE * 3 p.m.
20 at Southeastern * 6 p.m.



NORTHWESTERN ST.
1-7, 0-4 Southland

AUGUST/SEPTEMBER

28 ALCORN W, 20-10
6 at Minnesota L, 0-66
13 at Cincinnati L, 0-70
20 at Prairie View A&M L, 24-27
27 OPEN

OCTOBER

4 EAST TEXAS A&M * L, 10-40
11 at HCU * L, 17-20
18 at #22/RV Southeastern * L, 0-49
25 #15/15 LAMAR * L, 14-41

NOVEMBER

1 at McNeese * 6 p.m.
8 UIW * 1 p.m.
15 at Nicholls * 3 p.m.
20 SFA * 6:30 p.m.



#16/21 SOUTHEASTERN
6-2, 4-0 Southland

AUGUST/SEPTEMBER

30 at Louisiana Tech L, 0-24
6 at Murray State W, 45-24
13 MISSISSIPPI VALLEY STATE W, 56-3
20 at (#3/4) LSU L, 10-56
27 RV UTRGV * W, 45-31

OCTOBER

4 at McNeese * W, 38-0
11 OPEN
18 NORTHWESTERN STATE * W, 49-0
25 at HCU * W, 38-14

NOVEMBER

1 EAST TEXAS A&M * 6 p.m.
8 at Lamar * 3 p.m.
15 at UIW * 2 p.m.
20 NICHOLLS * 6 p.m.





#20/23 SFA
6-2, 4-0 Southland

AUGUST/SEPTEMBER

28at HoustonL, 0-27
6at #16/17 Abilene ChristianL, 20-28
13SUL ROSS STATEW, 63-0
20CAL POLYW, 35-17
27McNEESE *W, 34-17

OCTOBER

4at #RV/20 UIW *W, 31-17
11OPEN	
18NICHOLLS *W, 34-7
25at East Texas AGM *W, 31-21

NOVEMBER

1RV/RV UTRGV *6 p.m.
8at HCU *2 p.m.
15LAMAR *6 p.m.
22at Northwestern State6:30 p.m.



RV/RV UTRGV
6-2, 2-2 Southland

AUGUST/SEPTEMBER

30SUL ROSS STATEW, 66-0
6at Prairie View AGMW, 27-21
13LANGSTONW, 80-0
20TEXAS WESLEYANW, 61-13
27at Southeastern *L, 31-45

OCTOBER

4HCU *W, 27-7
11OPEN	
18at #17/18 Lamar *L, 23-33
25UIW *W, 56-28

NOVEMBER

1at #20/23 SFA *6 p.m.
8NICHOLLS *5 p.m.
15at McNeese *6 p.m.
22EAST TEXAS AGM *5 p.m.

THE SOUTHLAND IS THE GAME... AGAIN



After an incredible success in the first year, EA Sports College Football 26 is back and the Southland Conference is bringing its teams directly to fans again. Thanks to the EA Sports Team Builder feature, all 10 Southland Conference football programs are now available in the game.

The response has been overwhelming again. College football fans nationwide quickly embraced the Southland Conference teams. Last season, a resounding 1.5 million social media impressions within 24 hours and nearly three million over four days set the tone, while the 10 teams were downloaded 30,000 times.

While EA Sports College Football 26 comes with 136 FBS teams by default, the Team Builder feature allows users to add custom teams. Southland Conference teams, meticulously created by James Hill, the Southland Conference's Associate Commissioner of Communications and Branding, have been downloaded over 18,000 times since mid-July. Gamers can find and download these teams by searching for the username hillgators32.



THE SOUTHLAND RETURNS TO TEXAS HIGH SCHOOL COACHES ASSOCIATION FOR OPENING DRIVE



The Southland Conference proudly returned its Football Opening Drive in continued partnership with the Texas High School Coaches Association (THSCA). The 2025 edition of the event took place July 20-21 at the Henry B. Gonzalez Convention Center in San Antonio, Texas, in conjunction with the annual THSCA Coaching School and Convention.

Bringing together coaches from across the state, the THSCA Convention remained the largest event of its kind in the world, with more than 17,000 high school coaches in attendance. As part of this influential gathering of football leadership, the Southland Conference's presence provided a valuable platform to connect, collaborate, and elevate the game at every level.

All 10 Southland football programs were represented at the Opening Drive, with head coaches and student-athletes participating in panel discussions, press conferences, and media availability. The event served as both a preseason spotlight and a recruiting bridge, strengthening ties between Southland institutions and the high school programs that develop tomorrow's college stars.

This year's Opening Drive proved to be one of the most impactful to date, generating meaningful engagement with high school coaches, increasing exposure for Southland programs, and reinforcing the conference's commitment to growing the game of football across Texas and Louisiana. The interaction and visibility helped bolster recruiting pipelines and laid a strong foundation for future collaboration.

The Southland's continued partnership with THSCA reflects its strategic focus on long-term relationship-building, expanding its footprint, and championing football development at all levels. With the 2025 season quickly approaching—including the much-anticipated debut of UTRGV—this successful event helped set the tone for what is shaping up to be an exciting and competitive year across the league.

SOUTHLAND CONFERENCE AND ESPN ANNOUNCE EXTENSION TO MEDIA RIGHTS DEAL THROUGH 2031

The Southland Conference and ESPN have agreed to a six-year extension of their long-standing media rights collaboration, solidifying the league's place on the biggest stage in college sports broadcasting. The new six-year agreement delivers unprecedented visibility for Southland student-athletes, coaches, and programs—anchored by a robust slate of nationally televised games and hundreds of Southland digital events annually across ESPN platforms.

Beginning in the 2025-26 academic year, the enhanced agreement will feature select men's and women's basketball contests and an additional marquee event from football, basketball, baseball, or softball, airing live on ESPN, ESPN2, or ESPNU. These games may be chosen as a "flex pick," a dynamic programming feature that allows the most compelling Southland matchup to be elevated into a prime national broadcast slot, showcasing the conference's excellence on a broader stage. At the same time, fans can enjoy the full Southland experience on ESPN+ and the ESPN App, where a robust lineup of high-quality, school-produced broadcasts offers nonstop action and front-row access to hundreds of events across every sport throughout the season.

A major highlight of the new agreement is the guaranteed national television exposure for two marquee Southland basketball games during Champ Week: one Men's Basketball Semifinal and the Women's Basketball Championship Game on ESPN platforms. While these games have previously aired selectively, this marks the first time they are contractually secured as annual broadcast events on ESPN platforms for the next six years.

In 2023, Commissioner Grant strategically secured these matchups as annual flex picks, contingent on ESPN inventory each year, to enhance exposure during Champ Week and align with the conference's rising March Madness momentum and signature breakout performances, buzzer-beaters, and bracket-shaking upsets that define Southland basketball.

The agreement guarantees five annual events on ESPN linear networks, including:

- Men's Basketball Championship Game
- Women's Basketball Championship Game
- One Men's Basketball Tournament Semifinal
- One regular season men's basketball game
- At least one additional football, basketball, softball or baseball event

As part of the expanded agreement, ESPN will feature Southland Conference football programs in two FCS Kickoff weekend games over the next six years, including the previously secured 2026 matchup. This places the league on one of the sport's most visible early-season stages and builds on the momentum of already scheduled Week Zero contests, such as the 2025 game between Incarnate Word and Nicholls on ESPN2. These opportunities further elevate the Southland's national presence and showcase its football programs to a broad audience.

The Southland Conference and ESPN have built a strong tradition over decades, with roots tracing back to the 1988 Men's Basketball Tournament. The first formal media rights agreement was established in 2005, and this latest extension marks a significant step forward in providing fans across the country with deeper access to Southland sports.

This continued agreement underscores the Southland's commitment to innovation, competitive excellence, and broad national exposure, positioning the conference for even greater impact in the years to come.

2025 EAST TEXAS A&M STATISTICS

Team Results

Date	Opponent		Score	Att.
08/30/2025	at SMU	L	13-42	33050
09/06/2025	at Florida St.	L	3-77	65430
09/20/2025	at Grambling	L	28-31	4210
09/27/2025	N.C. Central	L	42-50	3284
* 10/04/2025	at Northwestern St.	W	40-10	11262
* 10/11/2025	Lamar University	L	23-33	2713
* 10/18/2025	at UIW	W	52-45	2016
* 10/25/2025	SFA	L	21-31	3141

Rushing

Player	gp	att	gain	loss	net	avg	td	lg	avg/g
KJ Shankle	8	74	355	18	337	4.6	2	24	42.1
EJ Oakmon	8	60	257	6	251	4.2	7	24	31.4
JaiSean McMillian	8	25	125	5	120	4.8	1	32	15.0
Hymond Drinkard	7	16	71	1	70	4.4	0	12	10.0
Eric Rodriguez	6	38	151	82	69	1.8	2	17	11.5
Major McBride	8	8	40	4	36	4.5	0	22	4.5
Ron Peace	5	35	120	88	32	0.9	3	20	6.4
Jordan Hamilton	4	5	13	0	13	2.6	0	5	3.3
Jaden Proctor	7	2	6	0	6	3.0	0	4	0.9
Randy Reece	8	1	6	0	6	6.0	0	6	0.8
Matthew Goldman	6	1	5	0	5	5.0	0	5	0.8
Nick Johnson	8	1	5	0	5	5.0	0	5	0.6
Christian Jourdain	8	2	4	0	4	2.0	0	2	0.5
Will Madonna	3	3	4	1	3	1.0	0	3	1.0
Devin Matthews	7	1	0	2	-2	-2.0	0	0	-0.3
Jack Jacobs	1	1	0	4	-4	-4.0	0	0	-4.0
Team	8	3	0	55	-55	-18.3	0	0	-6.9
Total	8	276	1162	266	896	3.2	15	32	112.0
Opponents	8	316	1488	187	1301	4.1	22	54	162.6

Passing

Player	gp	effic	comp-att-int	pct	yds	td	lg	avg/g
Ron Peace	5	136.9	84-150-3	56.0	1281	6	73	256.2
Eric Rodriguez	6	136.5	64-103-3	62.1	748	6	44	124.7
Will Madonna	3	54.9	8-18-2	44.4	70	0	29	23.3
Jack Jacobs	1	187.1	2-3-0	66.7	43	0	24	43.0
Team	8	0.0	0-3-0	0.0	0	0	0	0.0
Total	8	130.5	158-277-8	57.0	2142	12	73	267.8
Opponents	8	150.7	164-251-7	65.3	2088	16	82	261.0

Receiving

Player	gp	no.	yds	avg	td	lg	avg/g
Christian Jourdain	8	38	486	12.8	2	46	60.8
Devin Matthews	7	26	536	20.6	5	59	76.6
Paul Odidi	7	22	256	11.6	2	37	36.6
Jaden Proctor	7	17	174	10.2	1	26	24.9
Dayan Bilbo	8	9	154	17.1	0	34	19.3
EJ Oakmon	8	8	54	6.8	0	29	6.8
Tyler Daniels	8	8	130	16.3	0	27	16.3
JaiSean McMillian	8	5	14	2.8	0	7	1.8
Randy Reece	8	4	44	11.0	0	21	5.5
KJ Shankle	8	4	72	18.0	0	40	9.0
Tanner Harrison	6	4	121	30.3	1	73	20.2
Joshua Piki	8	4	36	9.0	0	13	4.5
Preston Kilgore	6	3	14	4.7	0	6	2.3
Hymond Drinkard	7	2	5	2.5	0	3	0.7
Andrez Lewis	2	2	32	16.0	0	22	16.0
Jordan Hamilton	4	1	6	6.0	0	6	1.5
Brycen Davis	6	1	3	3.0	1	3	0.5
Total	8	158	2137	13.5	12	73	267.1
Opponents	8	164	2088	12.7	16	82	261.0

Game Records

Record	Overall	Home	Away	Neutral
ALL GAMES	2-6	0-3	2-3	0-0
CONFERENCE	2-2	0-2	2-0	0-0
NON-CONFERENCE	0-4	0-1	0-3	0-0

Team Statistics

	ETAMU	OPP
First Downs	161	188
Rushing	56	74
Passing	91	90
Penalty	14	24
Rushing Yardage	896	1301
Rushing attempts	276	316
Average per rush	3.2	4.1
Average per game	112.0	162.6
TDs Rushing	15	22
Passing Yardage	2142	2088
Comp-Att-Int	158-277-8	164-251-7
Average per pass	7.7	8.3
Average per catch	13.6	12.7
Average per game	267.8	261.0
TDs Passing	12	16
Total offense	3038	3389
Average per play	5.5	6.0
Average per game	379.8	423.6
Kick returns: #-Yards	15-245	13-337
Punt returns: #-Yards	9-104	13-158
Int returns: #-Yards	7-96	8-188
Fumbles-Lost	17-6	12-7
Penalties-Yards	61-539	44-427
Punts-Avg	33-39.4	27-41.9
Time of possession / game	30:39	29:21
3rd-down conversion	40/110	50/112
4th-down conversion	9/21	9/15
PAT-attempts	(27-28) 96%	(41-41) 100%
2-point conversion-attempts	(0-0) 0%	(0-0) 0%

Interceptions

Player	no.	yds	avg	td	lg
Javon Gillespie	2	49	24.5	0	28
Lavon Williams	1	46	46.0	0	46
Kyree Anderson	1	1	1.0	0	1
C.J. Garnett	1	0	0.0	0	0
Orion Kupu	1	0	0.0	0	0
Kaleb Miles	1	0	0.0	0	0
Total	7	96	13.7	0	46
Opponents	8	188	23.5	2	95

##	Player	gp	Tackles			Sacks	
			ua	a	tot	tfl/yds	no-yds
4	Koby-Sebasyen King	8	30	38	68	11-43	4.5-26
2	Lavon Williams	8	30	32	62	3-4	1.5-1
6	Kyree Anderson	8	20	41	61	7.5-21	2-12
1	Kaleb Miles	8	31	14	45	2-10	1-9
15	Cinque Williams	8	28	13	41	5.5-11	.
31	Orion Kupu	8	15	19	34	5-5	.
8	Devante Keys	8	10	16	26	2-12	1.5-11
13	Tito Chikere	7	4	21	25	2.5-4	1-3
7	Javon Gillespie	8	11	12	23	.	.
0	Tramar Gilbert	8	14	9	23	1-5	.
95	Patrick Brown, Jr.	8	5	16	21	2-6	0.5-2



2025 HCU STATISTICS

Team Results

	Date	Opponent		Score	Att.
	08/28/2025	Ark. Baptist	W	69-0	1183
	09/06/2025	at Eastern Ky.	L	10-20	5193
	09/13/2025	at Nebraska	L	7-59	86292
	09/20/2025	Northern Colo.	Lot1	23-26	1249
*	10/04/2025	at UTRGV	L	7-27	12903
*	10/11/2025	Northwestern St.	W	20-17	1645
*	10/18/2025	at McNeese	L	0-27	10339
*	10/25/2025	Southeastern La.	L	14-38	1082

Rushing

Player	gp	att	gain	loss	net	avg	td	lg	avg/g
Xai'Shaun Edwards	8	133	814	20	794	6.0	9	60	99.3
Darryle Evans	5	60	283	11	272	4.5	3	73	54.4
Jordan Montanez	6	11	64	0	64	5.8	1	15	10.7
Sudais Arowosaye	1	5	61	0	61	12.2	0	20	61.0
Champ Dozier	2	3	47	0	47	15.7	0	37	23.5
Maddox Kopp	5	21	65	39	26	1.2	0	17	5.2
Jake Weir	8	31	42	137	-95	-3.1	0	8	-11.9
Team	8	6	0	21	-21	-3.5	0	0	-2.6
Total	8	271	1376	228	1148	4.2	13	73	143.5
Opponents	8	334	1508	101	1407	4.2	15	34	175.9

Passing

Player	gp	effic	comp-att-int	pct	yds	td	lg	avg/g
Jake Weir	8	88.7	89-174-3	51.1	770	2	26	96.3
Maddox Kopp	5	107.1	26-51-1	51.0	286	2	39	57.2
Brady Young	8	0.0	0-1-0	0.0	0	0	0	0.0
Total	8	92.4	115-226-4	50.9	1056	4	39	132.0
Opponents	8	108.8	122-213-13	57.3	1301	8	62	162.6

Receiving

Player	gp	no.	yds	avg	td	lg	avg/g
Ja'Ryan Wallace	8	22	264	12.0	2	39	33.0
Deuce McMillan	8	21	180	8.6	1	24	22.5
Tamarcus Gray Jr.	7	19	138	7.3	0	13	19.7
Keith Wheeler	7	16	138	8.6	0	20	19.7
Xai'Shaun Edwards	8	13	86	6.6	0	19	10.8
Adrian Green	8	6	69	11.5	1	20	8.6
Braylon Finney	8	5	66	13.2	0	24	8.3
Sam Peiffer	4	3	31	10.3	0	13	7.8
Darryle Evans	5	3	34	11.3	0	18	6.8
Mason Graham	8	3	13	4.3	0	9	1.6
Deacon Stanfield	4	2	18	9.0	0	11	4.5
Kyle Koontz	6	2	13	6.5	0	9	2.2
Total	8	115	1050	9.1	4	39	131.3
Opponents	8	122	1301	10.7	8	62	162.6

##	Player	gp	Tackles				Sacks	
			ua	a	tot	tfl/yds	no-yds	
6	Rodney Dansby	8	24	33	57	3.5-7	.	
18	Trent Zappe	8	16	36	52	2-2	.	
2	Zayteak McGhee	8	22	22	44	1.5-10	.	

Game Records

Record	Overall	Home	Away	Neutral
ALL GAMES	2-6	2-2	0-4	0-0
CONFERENCE	1-3	1-1	0-2	0-0
NON-CONFERENCE	1-3	1-1	0-2	0-0

Team Statistics

	HCU	OPP
First Downs	123	144
Rushing	57	70
Passing	52	62
Penalty	14	12
Rushing Yardage	1148	1407
Rushing attempts	271	334
Average per rush	4.2	4.2
Average per game	143.5	175.9
TDs Rushing	13	15
Passing Yardage	1056	1301
Comp-Att-Int	115-226-4	122-213-13
Average per pass	4.7	6.1
Average per catch	9.2	10.7
Average per game	132.0	162.6
TDs Passing	4	8
Total offense	2204	2708
Average per play	4.4	5.0
Average per game	275.5	338.5
Kick returns: #-Yards	24-417	14-324
Punt returns: #-Yards	12-28	11-184
Int returns: #-Yards	13-252	4-0
Fumbles-Lost	18-11	8-2
Penalties-Yards	53-441	51-355
Punts-Avg	47-41.2	38-38.2
Time of possession / game	26:32	32:53
3rd-down conversion	37/113	28/108
4th-down conversion	6/16	10/17
PAT-attempts	(18-19) 95%	(25-25) 100%
2-point conversion-attempts	(0-1) 0%	(0-0) 0%

Interceptions

Player	no.	yds	avg	td	lg
Tyran Chappell	4	82	20.5	1	82
Thio Georges	2	38	19.0	0	24
Rodney Dansby	1	37	37.0	1	37
D.J. Roberts	1	6	6.0	0	6
Caleb King	1	0	0.0	0	0
Jaden King	1	50	50.0	1	50
Norey Johnson	1	0	0.0	0	0
Jayven Anderson	1	0	0.0	0	0
Zayteak McGhee	1	39	39.0	0	39
Total	13	252	19.4	3	82
Opponents	4	0	0.0	0	0

2025 UIW STATISTICS

Team Results

Date	Opponent		Score	Att.
* 08/23/2025	at Nicholls	L	6-20	8779
08/30/2025	Eastern Wash.	W	31-21	2263
09/13/2025	at UTSA	L	20-48	20421
09/20/2025	at Northern Ariz.	L	23-31	10007
09/27/2025	Abilene Christian	W	38-7	3006
* 10/04/2025	SFA	L	17-31	2098
* 10/18/2025	East Texas A&M	L	45-52	2016
* 10/25/2025	at UTRGV	L	28-56	12649

Rushing

Player	gp	att	gain	loss	net	avg	td	lg	avg/g
Jaylon Spears	8	87	374	22	352	4.0	4	23	44.0
Ej Colson	7	80	373	122	251	3.1	3	30	35.9
Harlan Dixon	8	49	218	6	212	4.3	3	17	26.5
Lontrell Turner	4	35	161	0	161	4.6	1	45	40.3
Timothy Carter	4	36	102	15	87	2.4	1	11	21.8
Isaiah Robinson	1	5	28	0	28	5.6	0	17	28.0
Josh Lorick	8	1	8	0	8	8.0	0	8	1.0
Jalen Walthall	6	1	3	0	3	3.0	0	3	0.5
Traveon Newsome	8	0	1	0	1	0.0	0	1	0.1
Austin Samaha	7	1	1	0	1	1.0	1	1	0.1
Richard Torres	4	10	12	67	-55	-5.5	0	9	-13.8
Team	8	6	0	67	-67	-11.2	0	0	-8.4
Total	8	311	1281	299	982	3.2	13	45	122.8
Opponents	8	233	1059	141	918	3.9	11	74	114.8

Passing

Player	gp	effic	comp-att-int	pct	yds	td	lg	avg/g
Ej Colson	7	143.7	151-216-4	69.9	1560	11	69	222.9
Richard Torres	4	119.2	66-95-4	69.5	618	1	75	154.5
Josh Lorick	8	-200.0	0-1-1	0.0	0	0	0	0.0
Team	8	73.0	0-0-0	0.0	0	0	0	0.0
Total	8	135.1	217-312-9	69.6	2178	12	75	272.3
Opponents	8	151.1	181-284-3	63.7	2160	22	77	270.0

Receiving

Player	gp	no.	yds	avg	td	lg	avg/g
Jalen Walthall	6	41	490	12.0	4	69	81.7
Jameson Garcia	8	40	546	13.7	3	75	68.3
Chedon James	7	39	411	10.5	3	38	58.7
Josh Lorick	8	32	281	8.8	2	25	35.1
Jaylon Spears	8	15	51	3.4	0	13	6.4
Lontrell Turner	4	10	49	4.9	0	24	12.3
Jackson Lowe	8	7	43	6.1	0	15	5.4
Timothy Carter	4	7	43	6.1	0	12	10.8
Isaiah Champagne	3	7	97	13.9	0	28	32.3
Harlan Dixon	8	6	52	8.7	0	19	6.5
Zach Mitchell	7	5	51	10.2	0	28	7.3
Logan Compton	6	4	36	9.0	0	18	6.0
Dune Smith	8	1	2	2.0	0	2	0.3
Jordan Norwood	1	1	1	1.0	0	1	1.0
Isaiah Robinson	1	1	3	3.0	0	3	3.0
Matthew Ramirez	5	1	22	22.0	0	22	4.4
Total	8	217	2178	10.0	12	75	272.3
Opponents	8	181	2160	11.9	22	77	270.0

Game Records

Record	Overall	Home	Away	Neutral
ALL GAMES	2-6	2-2	0-4	0-0
CONFERENCE	0-4	0-2	0-2	0-0
NON-CONFERENCE	2-2	2-0	0-2	0-0

Team Statistics

	UIW	OPP
First Downs	183	151
Rushing	69	47
Passing	102	90
Penalty	12	14
Rushing Yardage	982	918
Rushing attempts	311	233
Average per rush	3.2	3.9
Average per game	122.8	114.8
TDs Rushing	13	11
Passing Yardage	2178	2160
Comp-Att-Int	217-312-9	181-284-3
Average per pass	7.0	7.6
Average per catch	10.0	11.9
Average per game	272.3	270.0
TDs Passing	12	22
Total offense	3160	3078
Average per play	5.1	6.0
Average per game	395.0	384.8
Kick returns: #-Yards	13-194	13-272
Punt returns: #-Yards	18-96	13-116
Int returns: #-Yards	3-28	9-66
Fumbles-Lost	16-7	6-4
Penalties-Yards	54-495	38-335
Punts-Avg	37-40.4	42-41.6
Time of possession / game	32:17	27:39
3rd-down conversion	50/126	44/112
4th-down conversion	14/26	6/12
PAT-attempts	(23-24) 96%	(35-35) 100%
2-point conversion-attempts	(1-2) 50%	(0-0) 0%

Interceptions

Player	no.	yds	avg	td	lg
Michael Pleas	1	0	0.0	0	0
Declan Williams	1	28	28.0	1	28
Barry Dillon	1	0	0.0	0	0
Total	3	28	9.3	1	28
Opponents	9	66	7.3	1	29

#	Player	gp	Tackles			Sacks	
			ua	a	tot	tfl/yds	no-yds
1	Dune Smith	8	34	34	68	5-20	0.5-5
0	Declan Williams	8	25	40	65	8-25	1-12
8	Aj Tisdell	8	36	10	46	1-3	.
7	Kendrick Stone	8	27	16	43	4.5-11	.
5	Matt Kordas	8	21	19	40	0.5-1	.
23	Drew Merrill	8	13	15	28	3-8	0.5-4
6	Tyler Morton	8	16	10	26	1-2	.
11	Caleb Lewis	8	7	13	20	2.5-7	.
4	Christian Pierce	8	16	4	20	1-1	.
3	Michael Pleas	8	3	16	19	1-4	0.5-2
9	Talib Salahuddin	8	6	9	15	4.5-7	1.5-1
2	Barry Dillon	8	10	5	15	2-4	.
90	Myron Warren	8	3	9	12	.	.
21	Jachai Pulley	7	7	4	11	2-4	.



2025 LAMAR STATISTICS

Team Results

Date	Opponent	Score	Att.
08/30/2025	at North Texas	L 0-51	20594
09/06/2025	South Dakota	W 20-13	6043
09/13/2025	at Texas Southern	W 31-7	6247
09/27/2025	Central Ark.	W 35-32	6326
* 10/04/2025	Nicholls	W 24-17	5433
* 10/11/2025	at East Texas A&M	W 33-23	2713
* 10/18/2025	UTRGV	W 23-21	8283
* 10/25/2025	at Northwestern St.	W 41-14	8761

Rushing

Player	gp	att	gain	loss	net	avg	td	lg	avg/g
Xavier Coleman	8	73	346	14	332	4.5	2	35	41.5
LaDamian McDowell	8	40	217	4	213	5.3	0	18	26.6
Aiden McCown	7	46	215	56	159	3.5	3	23	22.7
Josh Robinson	8	40	144	3	141	3.5	3	13	17.6
Major Bowden	6	31	117	3	114	3.7	0	12	19.0
Damien Moore	5	29	89	9	80	2.8	2	10	16.0
Blake Thomas	7	5	78	0	78	15.6	0	32	11.1
Omarion Rasberry	1	7	44	0	44	6.3	1	11	44.0
Lucas Powell	2	4	22	3	19	4.8	0	13	9.5
Kyndon Fuselier	8	1	8	0	8	8.0	0	8	1.0
Izaha Jones	7	1	0	4	-4	-4.0	0	0	-0.6
Robert Coleman	4	24	55	69	-14	-0.6	1	14	-3.5
Team	8	12	0	23	-23	-1.9	0	0	-2.9
Total	8	314	1335	188	1147	3.7	12	35	143.4
Opponents	8	266	1166	205	961	3.6	10	75	120.1

Passing

Player	gp	effic	comp-att-int	pct	yds	td	lg	avg/g
Aiden McCown	7	143.9	78-120-4	65.0	948	7	85	135.4
Robert Coleman	4	88.8	42-76-3	55.3	336	1	21	84.0
Lucas Powell	2	146.2	2-2-0	100.0	11	0	6	5.5
Mason Stallons	8	0.0	0-1-0	0.0	0	0	0	0.0
Total	8	122.2	122-199-7	61.3	1295	8	85	161.9
Opponents	8	122.8	137-240-6	57.1	1627	10	78	203.4

Receiving

Player	gp	no.	yds	avg	td	lg	avg/g
Kyndon Fuselier	8	31	313	10.1	4	31	39.1
Devyn Gibbs	8	16	136	8.5	0	39	17.0
Blake Thomas	7	14	279	19.9	3	85	39.9
Izaha Jones	7	12	138	11.5	0	26	19.7
Jaydn Girard	8	11	126	11.5	0	28	15.8
Xavier Coleman	8	9	99	11.0	0	27	12.4
Major Bowden	6	8	26	3.3	0	14	4.3
JaCorey Hyder	7	5	33	6.6	1	11	4.7
LaDamian McDowell	8	5	32	6.4	0	21	4.0
Jayden Boyd	6	3	73	24.3	0	57	12.2
Morgan Sampson	8	3	12	4.0	0	6	1.5
Josh Robinson	8	2	18	9.0	0	11	2.3
Kendric Malone	7	1	6	6.0	0	6	0.9
Damien Moore	5	1	-1	-1.0	0	0	-0.2
Tyler Bonkowski	6	1	5	5.0	0	5	0.8
Total	8	122	1295	10.6	8	85	161.9
Opponents	8	137	1627	11.9	10	78	203.4

Game Records

Record	Overall	Home	Away	Neutral
ALL GAMES	7-1	4-0	3-1	0-0
CONFERENCE	4-0	2-0	2-0	0-0
NON-CONFERENCE	3-1	2-0	1-1	0-0

Team Statistics

	LAMAR	OPP
First Downs	149	140
Rushing	72	52
Passing	57	75
Penalty	20	13
Rushing Yardage	1147	961
Rushing attempts	314	266
Average per rush	3.7	3.6
Average per game	143.4	120.1
TDs Rushing	12	10
Passing Yardage	1295	1627
Comp-Att-Int	122-199-7	137-240-6
Average per pass	6.5	6.8
Average per catch	10.6	11.9
Average per game	161.9	203.4
TDs Passing	8	10
Total offense	2442	2588
Average per play	4.8	5.1
Average per game	305.3	323.5
Kick returns: #-Yards	23-491	17-338
Punt returns: #-Yards	19-310	6-28
Int returns: #-Yards	6-34	7-59
Fumbles-Lost	9-5	12-8
Penalties-Yards	57-472	47-450
Punts-Avg	35-39.9	40-36.5
Time of possession / game	31:17	28:42
3rd-down conversion	34/105	31/105
4th-down conversion	8/13	11/19
PAT-attempts	(24-24) 100%	(20-20) 100%
2-point conversion-attempts	(0-0) 0%	(1-2) 50%

Interceptions

Player	no.	yds	avg	td	lg
Kristian Pugh	2	0	0.0	0	0
DeMarcus Rankin	1	0	0.0	0	0
Kevin Thomas	1	34	34.0	0	34
Mar Mar Evans	1	0	0.0	0	0
Nicholas Brown	1	0	0.0	0	0
Total	6	34	5.7	0	34
Opponents	7	59	8.4	0	26

##	Player	gp	Tackles			Sacks	
			ua	a	tot	tfl/yds	no-yds
1	Kristian Pugh	8	25	26	51	3.5-7	0.5-2
17	Brayden Faulkner	8	8	38	46	2.5-5	.
35	C.J. Miller	8	14	29	43	4.5-20	1.5-11
6	Ronnie Hamrick II	8	15	21	36	8-31	0.5-3
0	Paul Omodia	8	18	17	35	2-10	1-7
14	Andrew Huff	8	9	23	32	6.5-17	3.5-13
10	Ke'trone Simpson	8	4	25	29	2.5-10	1.5-9
27	Jaden Maronen	8	3	23	26	1-0	.
3	Peyton Christian	8	3	20	23	2-5	2-5
20	Kevin Thomas	8	6	15	21	0.5-1	.

2025 McNEESE STATISTICS

Team Results

Date	Opponent	Score	Att.
08/30/2025	La. Christian	W 54-9	11279
09/06/2025	at Louisiana	L 10-34	26071
09/13/2025	Weber St.	L 41-42	11702
09/20/2025	at Utah St.	L 7-48	16273
* 09/27/2025	at SFA	L 17-34	10684
* 10/04/2025	Southeastern La.	L 0-38	9207
* 10/18/2025	Houston Christian	W 27-0	10339
* 10/25/2025	at Nicholls	L 7-31	3476

Rushing

Player	gp	att	gain	loss	net	avg	td	lg	avg/g
Tre'Vonte Citizen	8	57	352	9	343	6.0	3	79	42.9
Coleby Hamm	6	60	286	2	284	4.7	1	20	47.3
Bryce Strong	6	41	217	5	212	5.2	2	68	35.3
Jake Strong	8	74	323	114	209	2.8	5	34	26.1
Jaylen Thompson	8	27	137	0	137	5.1	0	55	17.1
Marquez Davis	1	12	97	0	97	8.1	1	27	97.0
Kameran Senegal	8	3	35	2	33	11.0	0	25	4.1
Devin Lippold	7	8	27	0	27	3.4	1	8	3.9
Jonathan Harris	8	1	11	0	11	11.0	0	11	1.4
Alex Flores	4	6	16	7	9	1.5	0	9	2.3
Team	8	7	0	37	-37	-5.3	0	0	-4.6
Total	8	296	1501	176	1325	4.5	13	79	165.6
Opponents	8	326	1906	244	1662	5.1	17	50	207.8

Passing

Player	gp	effic	comp-att-int	pct	yds	td	lg	avg/g
Jake Strong	8	119.0	118-208-9	56.7	1441	8	57	180.1
Alex Flores	4	86.4	7-15-0	46.7	71	0	15	17.8
Devin Lippold	7	0.0	0-3-0	0.0	0	0	0	0.0
Total	8	115.2	125-226-9	55.3	1512	8	57	189.0
Opponents	8	131.6	104-193-6	53.9	1496	11	78	187.0

Receiving

Player	gp	no.	yds	avg	td	lg	avg/g
Joshua Jackson	8	20	258	12.9	0	55	32.3
Jonathan Harris	8	19	222	11.7	4	57	27.8
Logan Mauldin	8	16	259	16.2	2	52	32.4
Jessie Campbell	8	15	113	7.5	1	17	14.1
Kameran Senegal	8	15	182	12.1	0	45	22.8
Makhi Paris	8	7	107	15.3	0	45	13.4
Matthew McCallister	8	5	54	10.8	0	21	6.8
Tre'Vonte Citizen	8	5	33	6.6	0	14	4.1
Trey Echols	8	5	48	9.6	0	19	6.0
Coleby Hamm	6	4	34	8.5	0	11	5.7
Jaylen Thompson	8	4	59	14.8	0	34	7.4
Tyronne Hayes	8	3	34	11.3	0	16	4.3
Jalen Wright	2	2	15	7.5	0	8	7.5
Bryce Strong	6	2	25	12.5	1	18	4.2
Curtis Deville Jr.	6	1	45	45.0	0	45	7.5
Reed Boyd	8	1	9	9.0	0	9	1.1
Tyler Goff	2	1	15	15.0	0	15	7.5
Total	8	125	1512	12.1	8	57	189.0
Opponents	8	104	1496	14.4	11	78	187.0

Game Records

Record	Overall	Home	Away	Neutral
ALL GAMES	2-6	2-2	0-4	0-0
CONFERENCE	1-3	1-1	0-2	0-0
NON-CONFERENCE	1-3	1-1	0-2	0-0

Team Statistics

	MCN	OPP
First Downs	149	159
Rushing	71	86
Passing	70	63
Penalty	8	10
Rushing Yardage	1325	1662
Rushing attempts	296	326
Average per rush	4.5	5.1
Average per game	165.6	207.8
TDs Rushing	13	17
Passing Yardage	1512	1496
Comp-Att-Int	125-226-9	104-193-6
Average per pass	6.7	7.8
Average per catch	12.1	14.4
Average per game	189.0	187.0
TDs Passing	8	11
Total offense	2837	3158
Average per play	5.4	6.1
Average per game	354.6	394.8
Kick returns: #-Yards	15-231	19-368
Punt returns: #-Yards	14-81	9-34
Int returns: #-Yards	6-10	9-141
Fumbles-Lost	10-4	7-2
Penalties-Yards	48-457	48-455
Punts-Avg	38-42.3	33-41.7
Time of possession / game	29:47	30:13
3rd-down conversion	39/111	48/107
4th-down conversion	12/20	9/12
PAT-attempts	(20-20) 100%	(29-29) 100%
2-point conversion-attempts	(0-1) 0%	(0-2) 0%

Interceptions

Player	no.	yds	avg	td	lg
Shoes Brinkley	2	-7	-3.5	0	0
Johnquai Lewis	1	0	0.0	0	0
Javon Davis	1	16	16.0	0	16
Mason Edwards	1	1	1.0	0	1
Brandon Jones	1	0	0.0	0	0
Total	6	10	1.7	0	16
Opponents	9	141	15.7	3	45

##	Player	gp	Tackles			no-yds
			ua	a	tot	
14	Shoes Brinkley	8	38	24	62	4.5-17
6	Emauri Sibley	8	26	22	48	5.5-12
17	Landon Barrett	7	22	21	43	5-21
0	Jermaine Hargraves	8	18	17	35	2.5-4
4	Mason Edwards	8	19	13	32	.
5	Javon Davis	8	19	10	29	.



2025 NICHOLLS STATISTICS

Team Results

Date	Opponent	Score	Att.
* 08/23/2025	UIW	W 20-6	8779
08/30/2025	at Troy	L 20-38	25546
09/06/2025	West Ga.	L 10-34	5456
09/20/2025	at Texas St.	L 3-35	31500
09/27/2025	at Eastern Ky.	L 7-27	8239
* 10/04/2025	at Lamar University	L 17-24	5433
* 10/18/2025	at SFA	L 7-34	7141
* 10/25/2025	McNeese	W 31-7	3476

Rushing

Player	gp	att	gain	loss	net	avg	td	lg	avg/g
Mieque Brock Jr.	8	87	409	20	389	4.5	1	30	48.6
Shane Lee	5	51	342	12	330	6.5	2	75	66.0
Ean Rodrigue	5	18	102	10	92	5.1	1	34	18.4
Tamaj Hoffman	2	16	73	4	69	4.3	0	31	34.5
Kayden Andoh	2	16	64	4	60	3.8	0	14	30.0
Jordan Poole	3	13	32	1	31	2.4	0	12	10.3
Corey Warren Jr.	2	9	30	8	22	2.4	0	10	11.0
DK Kency Jr.	6	7	16	2	14	2.0	0	6	2.3
Damondrick Blackburn	3	3	8	2	6	2.0	0	8	2.0
Jonathan Dartez	2	5	7	1	6	1.2	0	4	3.0
Scrappy Osby	8	1	4	0	4	4.0	0	4	0.5
Jayden Milton	7	2	2	3	-1	-0.5	0	2	-0.1
Deuce Hogan	7	35	78	119	-41	-1.2	1	10	-5.9
Team	8	7	1	7	-6	-0.9	0	0	-0.8
Total	8	270	1168	193	975	3.6	5	75	121.9
Opponents	8	323	1592	144	1448	4.5	13	68	181.0

Passing

Player	gp	effc	comp-att-int	pct	yds	td	lg	avg/g
Deuce Hogan	7	106.8	119-196-5	60.7	1038	4	60	148.3
Ean Rodrigue	5	153.5	21-32-0	65.6	256	2	69	51.2
Total	8	113.4	140-228-5	61.4	1294	6	69	161.8
Opponents	8	117.1	108-193-9	56.0	1265	9	85	158.1

Receiving

Player	gp	no.	yds	avg	td	lg	avg/g
Mieque Brock Jr.	8	30	270	9.0	2	60	33.8
Scrappy Osby	8	21	123	5.9	0	22	15.4
Solo Lewis	3	18	106	5.9	0	15	35.3
Everett Hunter	8	17	194	11.4	1	36	24.3
Karaaz Johnson	8	12	195	16.3	2	69	24.4
Brian McQuaide	8	7	55	7.9	0	21	6.9
Shane Lee	5	6	56	9.3	0	33	11.2
Pax Hughes	7	5	28	5.6	0	11	4.0
Jordan Smith	4	4	42	10.5	0	12	10.5
Christian McNeese	6	4	46	11.5	0	17	7.7
Amari Clayton	3	4	47	11.8	0	24	15.7
Jackson Dufrene	8	3	68	22.7	1	44	8.5
Tamaj Hoffman	2	2	2	1.0	0	1	1.0
Camare Hampton	4	2	23	11.5	0	15	5.8
Dany'e Brooks	7	1	13	13.0	0	13	1.9
Paxton Lafont	7	1	2	2.0	0	2	0.3
Jonathan Dartez	2	1	9	9.0	0	9	4.5
Cohen LeBlanc	5	1	3	3.0	0	3	0.6
Kayden Andoh	2	1	12	12.0	0	12	6.0
Total	8	140	1294	9.2	6	69	161.8
Opponents	8	108	1265	11.7	9	85	158.1

Game Records

Record	Overall	Home	Away	Neutral
ALL GAMES	2-6	2-1	0-5	0-0
CONFERENCE	2-2	2-0	0-2	0-0
NON-CONFERENCE	0-4	0-1	0-3	0-0

Team Statistics

	NICHST	OPP
First Downs	126	153
Rushing	53	87
Passing	60	57
Penalty	13	9
Rushing Yardage	975	1448
Rushing attempts	270	323
Average per rush	3.6	4.5
Average per game	121.9	181.0
TDs Rushing	5	13
Passing Yardage	1294	1265
Comp-Att-Int	140-228-5	108-193-9
Average per pass	5.7	6.6
Average per catch	9.2	11.7
Average per game	161.8	158.1
TDs Passing	6	9
Total offense	2269	2713
Average per play	4.6	5.3
Average per game	283.6	339.1
Kick returns: #-Yards	7-124	17-259
Punt returns: #-Yards	8-97	20-356
Int returns: #-Yards	9-125	5-41
Fumbles-Lost	7-3	13-6
Penalties-Yards	44-343	56-505
Punts-Avg	50-40.0	34-43.0
Time of possession / game	30:50	29:05
3rd-down conversion	36/115	53/110
4th-down conversion	8/17	5/8
PAT-attempts	(13-13) 100%	(23-24) 96%
2-point conversion-attempts	(0-0) 0%	(1-1) 100%

Interceptions

Player	no.	yds	avg	td	lg
Ethan Lee	3	13	4.3	0	13
Ty Marsh	2	74	37.0	2	45
Anthony Rogers	2	11	5.5	0	11
Laurence Sullivan Jr.	1	0	0.0	0	0
Aidan McCowan	1	27	27.0	0	27
Total	9	125	13.9	2	45
Opponents	5	41	8.2	1	24

##	Player	gp	Tackles			Sacks	
			ua	a	tot	tfl/yds	no-yds
7	Jake Dalmado	8	34	36	70	4.5-24	2.5-22
10	Hayden Shaheen	8	26	38	64	2.5-6	0.5-3
35	Ethan Lee	7	27	26	53	2.5-4	.
4	Ty Marsh	8	17	26	43	2-8	1-5
27	Payton Tally	8	21	18	39	1.5-5	0.5-4
12	Anthony Rogers	8	16	19	35	1-1	.
45	Alex Villavaso	8	14	19	33	4-8	.
0	Laurence Sullivan Jr.	8	15	16	31	1-4	.
92	Josh Johnson	7	8	14	22	0.5-1	0.5-1
56	Rasheed Lovelace	5	10	9	19	2-5	1-1
3	Aidan McCowan	7	10	8	18	2-3	.
51	Joe Mason	3	6	10	16	2.5-6	2-6

2025 NORTHWESTERN STATE STATISTICS

Team Results

Date	Opponent	Score	Att.
08/28/2025	Alcorn	W 20-10	9434
09/06/2025	at Minnesota	L 0-66	42447
09/13/2025	at Cincinnati	L 0-70	30014
09/20/2025	at Prairie View	L 24-27	4559
* 10/04/2025	East Texas A&M	L 10-40	11262
* 10/11/2025	at Houston Christian	L 17-20	1645
* 10/18/2025	at Southeastern La.	L 0-49	6112
* 10/25/2025	Lamar University	L 14-41	8761

Game Records

Record	Overall	Home	Away	Neutral
ALL GAMES	1-7	1-2	0-5	0-0
CONFERENCE	0-4	0-2	0-2	0-0
NON-CONFERENCE	1-3	1-0	0-3	0-0

Rushing

Player	gp	att	gain	loss	net	avg	td	lg	avg/g
Myion Hicks	8	52	236	10	226	4.3	0	51	28.3
Abram Johnston	7	70	304	98	206	2.9	2	29	29.4
Kolbe Burrell	7	59	199	20	179	3.0	1	32	25.6
Jeremiah James	7	21	66	4	62	3.0	0	16	8.9
Zay Davis	4	12	37	1	36	3.0	0	9	9.0
Brendan Webb	7	2	21	1	20	10.0	0	21	2.9
Trevor Allen Jr.	3	8	19	3	16	2.0	0	6	5.3
Amaaz Eugene	8	2	13	0	13	6.5	0	11	1.6
Ryan Tyler	7	2	6	0	6	3.0	1	5	0.9
Eli Anderson	4	18	38	39	-1	-0.1	0	13	-0.3
Camryn Davis	8	1	0	9	-9	-9.0	0	0	-1.1
Team	8	3	0	8	-8	-2.7	0	0	-1.0
Total	8	250	939	193	746	3.0	4	51	93.3
Opponents	8	332	2056	190	1866	5.6	25	56	233.3

Passing

Player	gp	effic	comp-att-int	pct	yds	td	lg	avg/g
Abram Johnston	7	106.2	76-142-7	53.5	821	6	78	117.3
Eli Anderson	4	77.0	15-29-1	51.7	111	0	34	27.8
Dane Wallace	8	-200.0	0-1-1	0.0	0	0	0	0.0
Team	8	115.0	0-0-0	0.0	0	0	0	0.0
Total	8	99.5	91-172-9	52.9	932	6	78	116.5
Opponents	8	152.6	129-202-5	63.9	1704	14	55	213.0

Receiving

Player	gp	no.	yds	avg	td	lg	avg/g
Kolbe Burrell	7	10	42	4.2	0	31	6.0
Myion Hicks	8	10	42	4.2	0	19	5.3
Amaaz Eugene	8	8	84	10.5	0	33	10.5
Camryn Davis	8	8	63	7.9	1	21	7.9
Joseph Moreland	8	7	81	11.6	0	25	10.1
Ty Moore	7	6	78	13.0	2	27	11.1
Luke Carter	8	6	33	5.5	0	11	4.1
Tyler Siddons	8	5	55	11.0	0	18	6.9
Ben Buisson	4	5	63	12.6	1	44	15.8
Brendan Webb	7	5	127	25.4	2	78	18.1
Kody Finley	8	4	54	13.5	0	26	6.8
Jimmie Duncan	6	4	98	24.5	0	59	16.3
Dane Wallace	8	3	6	2.0	0	6	0.8
Zay Davis	4	3	17	5.7	0	13	4.3
Jeremiah James	7	3	75	25.0	0	40	10.7
Matt Gower	8	2	7	3.5	0	6	0.9
Trevor Allen Jr.	3	2	7	3.5	0	9	2.3
Total	8	91	932	10.2	6	78	116.5
Opponents	8	129	1704	13.2	14	55	213.0

Team Statistics

	NW	OPP
First Downs	91	189
Rushing	40	103
Passing	38	68
Penalty	13	18
Rushing Yardage	746	1866
Rushing attempts	250	332
Average per rush	3.0	5.6
Average per game	93.3	233.3
TDs Rushing	4	25
Passing Yardage	932	1704
Comp-Att-Int	91-172-9	129-202-5
Average per pass	5.4	8.4
Average per catch	10.2	13.2
Average per game	116.5	213.0
TDs Passing	6	14
Total offense	1678	3570
Average per play	4.0	6.7
Average per game	209.8	446.3
Kick returns: #-Yards	22-370	15-259
Punt returns: #-Yards	5-27	20-111
Int returns: #-Yards	5-0	9-181
Fumbles-Lost	12-6	11-6
Penalties-Yards	44-425	66-617
Punts-Avg	55-33.9	22-41.7
Time of possession / game	26:07	31:41
3rd-down conversion	25/97	33/86
4th-down conversion	4/6	8/17
PAT-attempts	(10-11) 91%	(39-42) 93%
2-point conversion-attempts	(0-0) 0%	(1-1) 100%

Interceptions

Player	no.	yds	avg	td	lg
Caesar Magee III	1	0	0.0	0	0
Christian Williams	1	0	0.0	0	0
Troy Santa Marina Jr.	1	0	0.0	0	0
Kaden Mackey	1	0	0.0	0	0
Fernando Washington	1	0	0.0	0	0
Total	5	0	0.0	0	0
Opponents	9	181	20.1	2	72

##	Player	gp	Tackles			Sacks	
			ua	a	tot	tfl/yds	no-yds
10	Fernando Washington	8	30	31	61	5.5-25	1-7
16	Kolbe Cage	8	30	20	50	0.5-0	.
13	Clinton Anokwuru	8	21	18	39	8-31	4-18
9	Danny Sears	8	13	23	36	1-2	.
14	Je'Careon Lathan	7	19	11	30	1-2	.
2	Antonio Hall	8	15	11	26	0.5-3	.
99	Ke'Shawn Reed	7	8	18	26	1-1	.
33	Landry Huddleston	8	12	13	25	1-0	.



2025 SOUTHEASTERN STATISTICS

Team Results

Date	Opponent	Score	Att.
08/30/2025	at Louisiana Tech	L 0-24	12872
09/06/2025	at Murray St.	W 45-24	15027
09/13/2025	Mississippi Val.	W 56-3	4286
09/20/2025	at LSU	L 10-56	102219
* 09/27/2025	UTRGV	W 45-31	4154
* 10/04/2025	at McNeese	W 38-0	9207
* 10/18/2025	Northwestern St.	W 49-0	6112
* 10/25/2025	at Houston Christian	W 38-14	1082

Rushing

Player	gp	att	gain	loss	net	avg	td	lg	avg/g
Kyle Lowe	8	56	370	40	330	5.9	4	38	41.3
Calvin Smith Jr.	8	60	331	7	324	5.4	3	25	40.5
Deantre Jackson	6	43	310	17	293	6.8	6	66	48.8
Jaedon Henry	8	62	248	10	238	3.8	4	14	29.8
Carson Camp	8	44	152	79	73	1.7	0	18	9.1
Brandon Hayes	8	11	70	1	69	6.3	0	11	8.6
Rodeo Graham Jr.	7	18	59	2	57	3.2	1	12	8.1
Tanner Murray	3	4	34	0	34	8.5	0	15	11.3
Kyree Paul	2	3	8	2	6	2.0	0	6	3.0
Holden Kareokowsky	6	0	2	0	2	0.0	0	2	0.3
Kentrell Prejean	8	1	1	0	1	1.0	0	1	0.1
Team	8	9	0	10	-10	-1.1	0	0	-1.3
Total	8	311	1585	168	1417	4.6	18	66	177.1
Opponents	8	259	1212	200	1012	3.9	9	73	126.5

Passing

Player	gp	effic	comp-att-int	pct	yds	td	lg	avg/g
Carson Camp	8	161.7	81-120-4	67.5	1087	9	69	135.9
Kyle Lowe	8	160.8	48-73-2	65.8	638	6	75	79.8
Total	8	161.3	129-193-6	66.8	1725	15	75	215.6
Opponents	8	119.8	128-211-7	60.7	1299	9	71	162.4

Receiving

Player	gp	no.	yds	avg	td	lg	avg/g
Jaylon Domingeaux	8	29	473	16.3	6	45	59.1
Deantre Jackson	6	14	149	10.6	2	34	24.8
Cade Collier	8	11	120	10.9	2	33	15.0
Kentrell Prejean	8	11	107	9.7	1	29	13.4
Brandon Hayes	8	10	168	16.8	2	69	21.0
Jaedon Henry	8	10	156	15.6	0	60	19.5
Luke Besh	6	8	121	15.1	0	35	20.2
Tristan Goodly	8	7	119	17.0	1	75	14.9
Jordyn Williams	8	6	58	9.7	0	30	7.3
Adyn Wilkinson	8	5	51	10.2	1	29	6.4
Lonnie Shinn Jr	7	5	78	15.6	0	31	11.1
Rodeo Graham Jr.	7	3	3	1.0	0	5	0.4
Jett Booker	8	3	38	12.7	0	16	4.8
Dkhai Joseph	6	3	27	9.0	0	10	4.5
Kyree Paul	2	2	27	13.5	0	16	13.5
Evan Aubrey	8	1	19	19.0	0	19	2.4
Calvin Smith Jr.	8	1	11	11.0	0	11	1.4
Total	8	129	1725	13.4	15	75	215.6
Opponents	8	128	1299	10.1	9	71	162.4

Game Records

Record	Overall	Home	Away	Neutral
ALL GAMES	6-2	3-0	3-2	0-0
CONFERENCE	4-0	2-0	2-0	0-0
NON-CONFERENCE	2-2	1-0	1-2	0-0

Team Statistics

	SL	OPP
First Downs	165	120
Rushing	81	50
Passing	72	60
Penalty	12	10
Rushing Yardage	1417	1012
Rushing attempts	311	259
Average per rush	4.6	3.9
Average per game	177.1	126.5
TDs Rushing	18	9
Passing Yardage	1725	1299
Comp-Att-Int	129-193-6	128-211-7
Average per pass	8.9	6.2
Average per catch	13.4	10.1
Average per game	215.6	162.4
TDs Passing	15	9
Total offense	3142	2311
Average per play	6.2	4.9
Average per game	392.8	288.9
Kick returns: #-Yards	16-500	27-513
Punt returns: #-Yards	29-335	15-120
Int returns: #-Yards	7-85	6-114
Fumbles-Lost	12-4	7-3
Penalties-Yards	48-370	38-330
Punts-Avg	30-42.5	53-40.7
Time of possession / game	32:41	27:14
3rd-down conversion	43/96	34/105
4th-down conversion	5/11	5/13
PAT-attempts	(38-38) 100%	(20-20) 100%
2-point conversion-attempts	(0-0) 0%	(0-0) 0%

Interceptions

Player	no.	yds	avg	td	lg
Ian Conerly-Goodly	2	33	16.5	1	33
Khamron Ford	2	52	26.0	0	52
Blayne Delahoussaye	1	0	0.0	0	0
Shakespeare Louis	1	0	0.0	0	0
Mike Mitchell	1	0	0.0	0	0
Total	7	85	12.1	1	52
Opponents	6	114	19.0	1	50

#	Player	gp	Tackles			Sacks	
			ua	a	tot	tfl/yds	no-yds
0	KK Reno	8	31	36	67	6.5-17	1.5-7
5	Khamron Ford	8	18	13	31	5.5-27	1-10
27	Jakyri Jones	8	14	17	31	2-7	.
25	Ian Conerly-Goodly	8	14	14	28	.	.
43	Jirrea Johnson Jr.	8	11	17	28	0.5-1	.
45	Khalid Moore	8	13	10	23	3-18	1-16
2	Kaleb Proctor	8	15	8	23	8.5-44	6-40
9	Rowan Briggs	8	11	12	23	4-21	2.5-20
22	Carter Hanberry	8	11	12	23	.	.
11	Shakespeare Louis	8	15	6	21	.	.

2025 SFA STATISTICS

Team Results

Date	Opponent	Score	Att.
08/28/2025	at Houston	L 0-27	28150
09/06/2025	at Abilene Christian	L 20-28	8042
09/13/2025	Sul Ross St.	W 63-0	7409
09/20/2025	Cal Poly	W 35-17	5402
* 09/27/2025	McNeese	W 34-17	10684
* 10/04/2025	at UIW	W 31-17	2098
* 10/18/2025	Nicholls	W 34-7	7141
* 10/25/2025	at East Texas A&M	W 31-21	3141

Rushing

Player	gp	att	gain	loss	net	avg	td	lg	avg/g
Jerrell Wimbley	8	115	655	16	639	5.6	5	46	79.9
Richard Reese	7	34	168	3	165	4.9	2	58	23.6
Braden Lewis	4	18	110	1	109	6.1	0	25	27.3
Jaylen Jenkins	5	29	107	5	102	3.5	0	11	20.4
Anthony Williams	4	22	99	5	94	4.3	1	16	23.5
Gavin Rutherford	8	14	44	5	39	2.8	3	12	4.9
Jordan Nabors	7	11	25	2	23	2.1	1	7	3.3
Blaine Green	8	4	8	0	8	2.0	0	5	1.0
Bugs Mortimer	7	4	5	2	3	0.8	0	3	0.4
Sam Vidlak	8	20	7	138	-131	-6.6	0	2	-16.4
Team	8	11	0	11	-11	-1.0	0	0	-1.4
Total	8	282	1228	188	1040	3.7	12	58	130.0
Opponents	8	271	853	300	553	2.0	6	28	69.1

Passing

Player	gp	effic	comp-att-int	pct	yds	td	lg	avg/g
Sam Vidlak	8	138.5	146-229-6	63.8	1671	13	76	208.9
Gavin Rutherford	8	160.2	14-20-1	70.0	160	2	40	20.0
JT Kitna	1	58.4	1-2-0	50.0	2	0	2	2.0
Team	8	0.0	0-1-0	0.0	0	0	0	0.0
Total	8	139.1	161-252-7	63.9	1833	15	76	229.1
Opponents	8	117.7	152-255-7	59.6	1577	9	64	197.1

Receiving

Player	gp	no.	yds	avg	td	lg	avg/g
Kylon Harris	8	46	549	11.9	6	76	68.6
Clayton Wayland	8	23	352	15.3	2	58	44.0
Blaine Green	8	20	201	10.1	2	40	25.1
Jerrell Wimbley	8	16	104	6.5	0	16	13.0
Bugs Mortimer	7	15	104	6.9	0	13	14.9
Derrick Bohler	8	11	149	13.5	2	37	18.6
Isaiah Davis	8	6	101	16.8	2	45	12.6
Jordan Nabors	7	6	26	4.3	0	11	3.7
Richard Reese	7	5	89	17.8	1	64	12.7
Aiden Meeks	5	4	79	19.8	0	43	15.8
Jaylen Jenkins	5	3	8	2.7	0	7	1.6
Gerard Edimo	7	2	63	31.5	0	54	9.0
Lavar Lindo	3	1	7	7.0	0	7	2.3
Anthony Williams	4	1	5	5.0	0	5	1.3
Rohan Fluellen	4	1	-6	-6.0	0	0	-1.5
Braden Lewis	4	1	2	2.0	0	2	0.5
Total	8	161	1833	11.4	15	76	229.1
Opponents	8	152	1577	10.4	9	64	197.1

Game Records

Record	Overall	Home	Away	Neutral
ALL GAMES	6-2	4-0	2-2	0-0
CONFERENCE	4-0	2-0	2-0	0-0
NON-CONFERENCE	2-2	2-0	0-2	0-0

Team Statistics

	SFA	OPP
First Downs	150	130
Rushing	63	34
Passing	76	78
Penalty	11	18
Rushing Yardage	1040	553
Rushing attempts	282	271
Average per rush	3.7	2.0
Average per game	130.0	69.1
TDs Rushing	12	6
Passing Yardage	1833	1577
Comp-Att-Int	161-252-7	152-255-7
Average per pass	7.3	6.2
Average per catch	11.4	10.4
Average per game	229.1	197.1
TDs Passing	15	9
Total offense	2873	2130
Average per play	5.4	4.0
Average per game	359.1	266.3
Kick returns: #-Yards	7-125	14-199
Punt returns: #-Yards	24-408	9-27
Int returns: #-Yards	7-45	7-125
Fumbles-Lost	13-7	17-8
Penalties-Yards	60-590	57-452
Punts-Avg	35-41.3	51-42.2
Time of possession / game	28:25	31:35
3rd-down conversion	43/110	36/120
4th-down conversion	9/17	10/17
PAT-attempts	(30-31) 97%	(15-15) 100%
2-point conversion-attempts	(1-2) 50%	(1-1) 100%

Interceptions

Player	no.	yds	avg	td	lg
Charles Demmings	1	0	0.0	0	0
Saco Alofipo	1	1	1.0	0	1
Aaron Sears	1	0	0.0	0	0
Jaydon Southard	1	17	17.0	0	17
Jalen Mayo	1	-1	-1.0	0	0
Jaiydyn Johnson	1	0	0.0	0	0
Malachi Williams	1	28	28.0	1	28
Total	7	45	6.4	1	28
Opponents	7	125	17.9	0	46

##	Player	gp	Tackles			tfl/yds	Sacks
			ua	a	tot		
6	Jaydon Southard	7	36	48	84	7.5-29	1.5-17
33	Malachi Williams	8	28	35	63	4-14	.
0	Ky Thomas	7	11	19	30	9-40	4-25
2	Aaron Austin	8	7	21	28	4.5-17	2.5-11
13	Aaron Sears	8	14	11	25	2.5-5	.
12	Jalen Mayo	8	15	10	25	3-10	.
22	Xavier Potts	8	6	19	25	5-20	2.5-11
38	Kameron Reddic	8	11	14	25	1-3	.

2025 UTRGV STATISTICS

Team Results

Date	Opponent	Score	Att.
08/30/2025	Sul Ross St.	W 66-0	12726
09/06/2025	at Prairie View	W 27-21	6326
09/13/2025	Langston	W 80-0	12552
09/20/2025	Texas Wesleyan	W 61-13	12447
* 09/27/2025	at Southeastern La.	L 31-45	4154
* 10/04/2025	Houston Christian	W 27-7	12903
* 10/18/2025	at Lamar University	L 21-23	8283
* 10/25/2025	UIW	W 56-28	12649

Rushing

Player	gp	att	gain	loss	net	avg	td	lg	avg/g
Nathan Denney	5	66	323	15	308	4.7	2	42	61.6
TJ Dement	8	51	275	3	272	5.3	5	33	34.0
Eddie Lee Marburger	8	61	336	116	220	3.6	4	32	27.5
Fabian Garcia	6	27	213	0	213	7.9	3	33	35.5
Brennan Carroll	3	21	181	6	175	8.3	1	75	58.3
Aidan Jakobsohn	5	13	128	0	128	9.8	1	20	25.6
Broderick Taylor	2	5	118	0	118	23.6	2	78	59.0
Djouvensky Schlenbaker	6	15	111	2	109	7.3	3	63	18.2
Jamal Polley	3	10	89	4	85	8.5	0	56	28.3
Tyler Day	8	2	75	0	75	37.5	1	70	9.4
Cameron Glenn	7	1	32	0	32	32.0	0	32	4.6
Jayden Paluseo	2	1	12	0	12	12.0	0	12	6.0
Nathaniel Wallace-Dilling	8	1	0	4	-4	-4.0	0	0	-0.5
Team	8	7	0	8	-8	-1.1	0	0	-1.0
Total	8	281	1893	158	1735	6.2	22	78	216.9
Opponents	8	290	1175	298	877	3.0	10	66	109.6

Passing

Player	gp	effc	comp-att-int	pct	yds	td	lg	avg/g
Eddie Lee Marburger	8	181.6	129-200-4	64.5	2020	22	76	252.5
Aidan Jakobsohn	5	138.4	16-26-1	61.5	183	2	30	36.6
Jaxon Baize	2	0.0	0-1-0	0.0	0	0	0	0.0
Atzel Chavez Jr.	2	100.0	1-1-0	100.0	0	0	0	0.0
Team	8	0.0	0-1-0	0.0	0	0	0	0.0
Total	8	174.8	146-229-5	63.8	2203	24	76	275.4
Opponents	8	113.2	147-252-8	58.3	1561	7	69	195.1

Receiving

Player	gp	no.	yds	avg	td	lg	avg/g
Tony Diaz	8	47	614	13.1	6	71	76.8
Xayvion Noland	8	24	723	30.1	7	76	90.4
Nathan Denney	5	13	127	9.8	1	42	25.4
Ismael Smith Flores	8	12	153	12.8	5	43	19.1
Tavian Cord	8	9	178	19.8	2	61	22.3
TJ Dement	8	8	70	8.8	0	21	8.8
Kyran Lee	7	8	120	15.0	1	44	17.1
Cameron Glenn	7	7	72	10.3	1	18	10.3
Javien Cuff	7	4	75	18.8	1	30	10.7
Fabian Garcia	6	4	7	1.8	0	6	1.2
Hunter Luke	8	3	13	4.3	0	9	1.6
Justin Herman	5	3	36	12.0	0	22	7.2
Gunner Naivar	3	2	17	8.5	0	17	5.7
Brennan Carroll	3	1	10	10.0	0	10	3.3
Christian Sabsook	5	1	0	0.0	0	0	0.0
Total	8	146	2215	15.2	24	76	276.9
Opponents	8	147	1561	10.6	7	69	195.1

Game Records

Record	Overall	Home	Away	Neutral
ALL GAMES	6-2	5-0	1-2	0-0
CONFERENCE	2-2	2-0	0-2	0-0
NON-CONFERENCE	4-0	3-0	1-0	0-0

Team Statistics

	UTRGV	OPP
First Downs	170	129
Rushing	76	59
Passing	83	59
Penalty	11	11
Rushing Yardage	1735	877
Rushing attempts	281	290
Average per rush	6.2	3.0
Average per game	216.9	109.6
TDs Rushing	22	10
Passing Yardage	2203	1561
Comp-Att-Int	146-229-5	147-252-8
Average per pass	9.6	6.2
Average per catch	15.1	10.6
Average per game	275.4	195.1
TDs Passing	24	7
Total offense	3938	2438
Average per play	7.7	4.5
Average per game	492.3	304.8
Kick returns: #-Yards	15-284	33-607
Punt returns: #-Yards	17-77	17-82
Int returns: #-Yards	8-139	5-71
Fumbles-Lost	6-1	16-10
Penalties-Yards	42-377	56-411
Punts-Avg	33-43.8	49-38.4
Time of possession / game	28:43	31:16
3rd-down conversion	39/96	43/124
4th-down conversion	4/9	10/22
PAT-attempts	(49-49) 100%	(17-18) 94%
2-point conversion-attempts	(0-0) 0%	(0-0) 0%

Interceptions

Player	no.	yds	avg	td	lg
Elijah Graham	3	73	24.3	1	39
Logic Hudgens	2	-3	-1.5	0	0
TJ Neal	1	17	17.0	0	17
Andrew Earls	1	0	0.0	0	0
Alijah Prosser	1	52	52.0	1	52
Total	8	139	17.4	2	52
Opponents	5	71	14.2	1	65

##	Player	gp	Tackles				tfl/yds	Sacks
			ua	a	tot	no-yds		
23	Jaiden Haygood	8	26	46	72	2.5-11	1-10	
45	Spencer Rich	8	15	38	53	2-3	.	
2	TJ Neal	8	24	14	38	.	.	
3	Logic Hudgens	8	17	19	36	2.5-5	.	
1	Alijah Prosser	8	16	13	29	5.5-21	1-9	
42	Nathan Huerta	8	5	19	24	3-17	1.5-13	
56	Jackson Waid	7	11	12	23	1-30	.	
8	Elijah Graham	8	10	12	22	.	.	
4	Marcus Heard Jr.	8	12	8	20	1-5	.	
48	Trey Bright	8	9	11	20	2-4	.	
94	Amarì Pouncy	8	3	16	19	1-30	.	
9	Ian Box	8	7	11	18	4.5-21	3-17	
16	Austin Trimble	8	12	5	17	.	.	
49	Ja'Marcus Anderson	7	7	10	17	2.5-15	1.5-14	

2025 TEAM LEADERS

SCORING OFFENSE

Team	G	TD	FG	XPT	2XP	DXP	Saf	Pts	Avg/G
UTRGV	8	49	8	49	0	0	1	369	46.13
Southeastern La.	8	38	5	38	0	0	0	281	35.13
SFA	8	33	6	30	1	0	0	248	31
East Texas A&M	8	28	9	27	0	0	0	222	27.75
UIW	8	26	9	23	1	0	0	208	26
Lamar University	8	25	11	24	0	0	0	207	25.88
McNeese	8	21	5	20	0	0	1	163	20.38
Houston Christian	8	20	4	18	0	0	0	150	18.75
Nicholls	8	13	8	13	0	0	0	115	14.38
Northwestern St.	8	11	3	10	0	0	0	85	10.63

TOTAL DEFENSE

Team	G	Rush	Pass	Plays	Yards	Avg/P	TD	Avg/G
SFA	8	553	1577	526	2130	4.05	15	266.25
Southeastern La.	8	1012	1299	470	2311	4.92	18	288.88
UTRGV	8	877	1561	542	2438	4.5	17	304.75
Lamar University	8	961	1627	506	2588	5.11	20	323.5
Houston Christian	8	1407	1301	547	2708	4.95	23	338.5
Nicholls	8	1448	1265	516	2713	5.26	22	339.13
UIW	8	918	2160	517	3078	5.95	33	384.75
McNeese	8	1662	1496	519	3158	6.08	28	394.75
East Texas A&M	8	1301	2088	567	3389	5.98	38	423.63
Northwestern St.	8	1866	1704	534	3570	6.69	39	446.25

SCORING DEFENSE

Team	G	TD	FG	XPT	2XP	DXP	Saf	Pts	Avg/G
SFA	8	16	7	15	1	0	0	134	16.75
UTRGV	8	18	4	17	0	0	0	137	17.13
Southeastern La.	8	20	4	20	0	0	0	152	19
Lamar University	8	22	8	20	1	0	0	178	22.25
Nicholls	8	25	10	23	1	0	0	205	25.63
Houston Christian	8	26	11	25	0	0	0	214	26.75
McNeese	8	31	7	29	0	0	0	236	29.5
UIW	8	35	7	35	0	0	0	266	33.25
East Texas A&M	8	42	8	41	0	0	1	319	39.88
Northwestern St.	8	43	8	39	1	0	0	323	40.38

TOTAL OFFENSE PLAYS

Team	G	Rush	Pass	Plays	Yards	Avg/P	TD	Avg/G
UIW	8	982	2178	623	3160	5.07	25	395
East Texas A&M	8	896	2142	553	3038	5.49	27	379.75
SFA	8	1040	1833	534	2873	5.38	27	359.13
McNeese	8	1325	1512	522	2837	5.43	21	354.63
Lamar University	8	1147	1295	513	2442	4.76	20	305.25
UTRGV	8	1735	2203	510	3938	7.72	46	492.25
Southeastern La.	8	1417	1725	504	3142	6.23	33	392.75
Nicholls	8	975	1294	498	2269	4.56	11	283.63
Houston Christian	8	1148	1056	497	2204	4.43	17	275.5
Northwestern St.	8	746	932	422	1678	3.98	10	209.75

TOUCHDOWNS SCORED

Team	G	TD	FG	XPT	2XP	DXP	Saf	Pts	Avg/G
UTRGV	8	49	8	49	0	0	1	369	46.13
Southeastern La.	8	38	5	38	0	0	0	281	35.13
SFA	8	33	6	30	1	0	0	248	31
East Texas A&M	8	28	9	27	0	0	0	222	27.75
UIW	8	26	9	23	1	0	0	208	26
Lamar University	8	25	11	24	0	0	0	207	25.88
McNeese	8	21	5	20	0	0	1	163	20.38
Houston Christian	8	20	4	18	0	0	0	150	18.75
Nicholls	8	13	8	13	0	0	0	115	14.38
Northwestern St.	8	11	3	10	0	0	0	85	10.63

TOTAL OFFENSE YARDS

Team	G	Rush	Pass	Plays	Yards	Avg/P	TD	Avg/G
UTRGV	8	1735	2203	510	3938	7.72	46	492.25
UIW	8	982	2178	623	3160	5.07	25	395
Southeastern La.	8	1417	1725	504	3142	6.23	33	392.75
East Texas A&M	8	896	2142	553	3038	5.49	27	379.75
SFA	8	1040	1833	534	2873	5.38	27	359.13
McNeese	8	1325	1512	522	2837	5.43	21	354.63
Lamar University	8	1147	1295	513	2442	4.76	20	305.25
Nicholls	8	975	1294	498	2269	4.56	11	283.63
Houston Christian	8	1148	1056	497	2204	4.43	17	275.5
Northwestern St.	8	746	932	422	1678	3.98	10	209.75

PTS SCORED KICKING

Team	G	TD	FG	XPT	2XP	DXP	Saf	Pts	Avg/G
UTRGV	8	49	8	49	0	0	1	369	46.13
Southeastern La.	8	38	5	38	0	0	0	281	35.13
SFA	8	33	6	30	1	0	0	248	31
East Texas A&M	8	28	9	27	0	0	0	222	27.75
UIW	8	26	9	23	1	0	0	208	26
Lamar University	8	25	11	24	0	0	0	207	25.88
McNeese	8	21	5	20	0	0	1	163	20.38
Houston Christian	8	20	4	18	0	0	0	150	18.75
Nicholls	8	13	8	13	0	0	0	115	14.38
Northwestern St.	8	11	3	10	0	0	0	85	10.63

TOTAL OFF. AVG/PLAY

Team	G	Rush	Pass	Plays	Yards	Avg/P	TD	Avg/G
UTRGV	8	1735	2203	510	3938	7.72	46	492.25
Southeastern La.	8	1417	1725	504	3142	6.23	33	392.75
East Texas A&M	8	896	2142	553	3038	5.49	27	379.75
McNeese	8	1325	1512	522	2837	5.43	21	354.63
SFA	8	1040	1833	534	2873	5.38	27	359.13
UIW	8	982	2178	623	3160	5.07	25	395
Lamar University	8	1147	1295	513	2442	4.76	20	305.25
Nicholls	8	975	1294	498	2269	4.56	11	283.63
Houston Christian	8	1148	1056	497	2204	4.43	17	275.5
Northwestern St.	8	746	932	422	1678	3.98	10	209.75



2025 TEAM LEADERS

TOTAL OFFENSE

Team	G	Rush	Pass	Plays	Yards	Avg/P	TD	Avg/G
UTRGV	8	1735	2203	510	3938	7.72	46	492.25
UIW	8	982	2178	623	3160	5.07	25	395
Southeastern La.	8	1417	1725	504	3142	6.23	33	392.75
East Texas A&M	8	896	2142	553	3038	5.49	27	379.75
SFA	8	1040	1833	534	2873	5.38	27	359.13
McNeese	8	1325	1512	522	2837	5.43	21	354.63
Lamar University	8	1147	1295	513	2442	4.76	20	305.25
Nicholls	8	975	1294	498	2269	4.56	11	283.63
Houston Christian	8	1148	1056	497	2204	4.43	17	275.5
Northwestern St.	8	746	932	422	1678	3.98	10	209.75

TOTAL OFFENSE TDS

Team	G	Rush	Pass	Plays	Yards	Avg/P	TD	Avg/G
UTRGV	8	1735	2203	510	3938	7.72	46	492.25
Southeastern La.	8	1417	1725	504	3142	6.23	33	392.75
SFA	8	1040	1833	534	2873	5.38	27	359.13
East Texas A&M	8	896	2142	553	3038	5.49	27	379.75
UIW	8	982	2178	623	3160	5.07	25	395
McNeese	8	1325	1512	522	2837	5.43	21	354.63
Lamar University	8	1147	1295	513	2442	4.76	20	305.25
Houston Christian	8	1148	1056	497	2204	4.43	17	275.5
Nicholls	8	975	1294	498	2269	4.56	11	283.63
Northwestern St.	8	746	932	422	1678	3.98	10	209.75

RUSHING OFFENSE

Team	G	Att	Yards	Avg/A	Long	TD	Avg/G
UTRGV	8	281	1735	6.17	78	22	216.88
Southeastern La.	8	311	1417	4.56	66	18	177.13
McNeese	8	296	1325	4.48	79	13	165.63
Houston Christian	8	271	1148	4.24	73	13	143.5
Lamar University	8	314	1147	3.65	35	12	143.38
SFA	8	282	1040	3.69	58	12	130
UIW	8	311	982	3.16	45	13	122.75
Nicholls	8	270	975	3.61	75	5	121.88
East Texas A&M	8	276	896	3.25	32	15	112
Northwestern St.	8	250	746	2.98	51	4	93.25

RUSHING TDS

Team	G	Att	Yards	Avg/A	Long	TD	Avg/G
UTRGV	8	281	1735	6.17	78	22	216.88
Southeastern La.	8	311	1417	4.56	66	18	177.13
East Texas A&M	8	276	896	3.25	32	15	112
UIW	8	311	982	3.16	45	13	122.75
McNeese	8	296	1325	4.48	79	13	165.63
Houston Christian	8	271	1148	4.24	73	13	143.5
SFA	8	282	1040	3.69	58	12	130
Lamar University	8	314	1147	3.65	35	12	143.38
Nicholls	8	270	975	3.61	75	5	121.88
Northwestern St.	8	250	746	2.98	51	4	93.25

RUSHING DEFENSE

Team	G	Att	Yards	Avg/A	Long	TD	Avg/G
SFA	8	271	553	2.04	28	6	69.13
UTRGV	8	290	877	3.02	66	10	109.63
UIW	8	233	918	3.94	74	11	114.75
Lamar University	8	266	961	3.61	75	10	120.13
Southeastern La.	8	259	1012	3.91	73	9	126.5
East Texas A&M	8	316	1301	4.12	54	22	162.63
Houston Christian	8	334	1407	4.21	34	15	175.88
Nicholls	8	323	1448	4.48	68	13	181
McNeese	8	326	1662	5.1	50	17	207.75
Northwestern St.	8	332	1866	5.62	56	25	233.25

PASS EFFICIENCY

Team	G	Comp-Att-Int	Pct.	Yds	Avg/G	TD	Effic
UTRGV	8	146 - 229 - 5	63.76	2203	275.38	24	174.78
Southeastern La.	8	129 - 193 - 6	66.84	1725	215.63	15	161.35
SFA	8	161 - 252 - 7	63.89	1833	229.13	15	139.08
UIW	8	217 - 312 - 9	69.55	2178	272.25	12	135.11
East Texas A&M	8	158 - 277 - 8	57.04	2142	267.75	12	130.52
Lamar University	8	122 - 199 - 7	61.31	1295	161.88	8	122.20
McNeese	8	125 - 226 - 9	55.31	1512	189.00	8	115.22
Nicholls	8	140 - 228 - 5	61.40	1294	161.75	6	113.38
Northwestern St.	8	91 - 172 - 9	52.91	932	116.50	6	99.47
Houston Christian	8	115 - 226 - 4	50.88	1056	132.00	4	92.44

YARDS PER RUSH

Team	G	Att	Yards	Avg/A	Long	TD	Avg/G
UTRGV	8	281	1735	6.17	78	22	216.88
Southeastern La.	8	311	1417	4.56	66	18	177.13
McNeese	8	296	1325	4.48	79	13	165.63
Houston Christian	8	271	1148	4.24	73	13	143.5
SFA	8	282	1040	3.69	58	12	130
Lamar University	8	314	1147	3.65	35	12	143.38
Nicholls	8	270	975	3.61	75	5	121.88
East Texas A&M	8	276	896	3.25	32	15	112
UIW	8	311	982	3.16	45	13	122.75
Northwestern St.	8	250	746	2.98	51	4	93.25

PASS DEFENSE EFFIC.

Team	G	Comp-Att-Int	Pct.	Yds	Avg/G	TD	Effic
Houston Christian	8	122 - 213 - 13	57.28	1301	162.63	8	108.77
UTRGV	8	147 - 252 - 8	58.33	1561	195.13	7	113.18
Nicholls	8	108 - 193 - 9	55.96	1265	158.13	9	117.08
SFA	8	152 - 255 - 7	59.61	1577	197.13	9	117.71
Southeastern La.	8	128 - 211 - 7	60.66	1299	162.38	9	119.82
Lamar University	8	137 - 240 - 6	57.08	1627	203.38	10	122.78
McNeese	8	104 - 193 - 6	53.89	1496	187.00	11	131.59
East Texas A&M	8	164 - 251 - 7	65.34	2088	261.00	16	150.67
UIW	8	181 - 284 - 3	63.73	2160	270.00	22	151.07
Northwestern St.	8	129 - 202 - 5	63.86	1704	213.00	14	152.64

2025 TEAM LEADERS

RUSH ATTEMPTS

Team	G	Att	Yards	Avg/A	Long	TD	Avg/G
Lamar University	8	314	1147	3.65	35	12	143.38
UIW	8	311	982	3.16	45	13	122.75
Southeastern La.	8	311	1417	4.56	66	18	177.13
McNeese	8	296	1325	4.48	79	13	165.63
SFA	8	282	1040	3.69	58	12	130
UTRGV	8	281	1735	6.17	78	22	216.88
East Texas A&M	8	276	896	3.25	32	15	112
Houston Christian	8	271	1148	4.24	73	13	143.5
Nicholls	8	270	975	3.61	75	5	121.88
Northwestern St.	8	250	746	2.98	51	4	93.25

RUSH YARDS

Team	G	Att	Yards	Avg/A	Long	TD	Avg/G
UTRGV	8	281	1735	6.17	78	22	216.88
Southeastern La.	8	311	1417	4.56	66	18	177.13
McNeese	8	296	1325	4.48	79	13	165.63
Houston Christian	8	271	1148	4.24	73	13	143.5
Lamar University	8	314	1147	3.65	35	12	143.38
SFA	8	282	1040	3.69	58	12	130
UIW	8	311	982	3.16	45	13	122.75
Nicholls	8	270	975	3.61	75	5	121.88
East Texas A&M	8	276	896	3.25	32	15	112
Northwestern St.	8	250	746	2.98	51	4	93.25



2025 TEAM LEADERS

PASS OFFENSE

Team	G	Comp-Att-Int	Pct.	Yds	Avg/A	TD	Avg/G
UTRGV	8	146 - 229 - 5	63.76	2203	9.62	24	275.38
UIW	8	217 - 312 - 9	69.55	2178	6.98	12	272.25
East Texas A&M	8	158 - 277 - 8	57.04	2142	7.73	12	267.75
SFA	8	161 - 252 - 7	63.89	1833	7.27	15	229.13
Southeastern La.	8	129 - 193 - 6	66.84	1725	8.94	15	215.63
McNeese	8	125 - 226 - 9	55.31	1512	6.69	8	189.00
Lamar University	8	122 - 199 - 7	61.31	1295	6.51	8	161.88
Nicholls	8	140 - 228 - 5	61.40	1294	5.68	6	161.75
Houston Christian	8	115 - 226 - 4	50.88	1056	4.67	4	132.00
Northwestern St.	8	91 - 172 - 9	52.91	932	5.42	6	116.50

PASS COMP. PCT

Team	G	Comp-Att-Int	Pct.	Yds	Avg/A	TD	Avg/G
UIW	8	217 - 312 - 9	69.55	2178	6.98	12	272.25
Southeastern La.	8	129 - 193 - 6	66.84	1725	8.94	15	215.63
SFA	8	161 - 252 - 7	63.89	1833	7.27	15	229.13
UTRGV	8	146 - 229 - 5	63.76	2203	9.62	24	275.38
Nicholls	8	140 - 228 - 5	61.40	1294	5.68	6	161.75
Lamar University	8	122 - 199 - 7	61.31	1295	6.51	8	161.88
East Texas A&M	8	158 - 277 - 8	57.04	2142	7.73	12	267.75
McNeese	8	125 - 226 - 9	55.31	1512	6.69	8	189.00
Northwestern St.	8	91 - 172 - 9	52.91	932	5.42	6	116.50
Houston Christian	8	115 - 226 - 4	50.88	1056	4.67	4	132.00

PASS DEFENSE

Team	G	Comp-Att-Int	Pct.	Yds	Avg/A	TD	Avg/G
Nicholls	8	108 - 193 - 9	55.96	1265	6.55	9	158.13
Southeastern La.	8	128 - 211 - 7	60.66	1299	6.16	9	162.38
Houston Christian	8	122 - 213 - 13	57.28	1301	6.11	8	162.63
McNeese	8	104 - 193 - 6	53.89	1496	7.75	11	187.00
UTRGV	8	147 - 252 - 8	58.33	1561	6.19	7	195.13
SFA	8	152 - 255 - 7	59.61	1577	6.18	9	197.13
Lamar University	8	137 - 240 - 6	57.08	1627	6.78	10	203.38
Northwestern St.	8	129 - 202 - 5	63.86	1704	8.44	14	213.00
East Texas A&M	8	164 - 251 - 7	65.34	2088	8.32	16	261.00
UIW	8	181 - 284 - 3	63.73	2160	7.61	22	270.00

PASS YDS/COMP.

Team	G	Comp-Att-Int	Pct.	Yds	Avg/A	TD	Avg/G
UTRGV	8	146 - 229 - 5	63.76	2203	9.62	24	275.38
Southeastern La.	8	129 - 193 - 6	66.84	1725	8.94	15	215.63
SFA	8	161 - 252 - 7	63.89	1833	7.27	15	229.13
UIW	8	217 - 312 - 9	69.55	2178	6.98	12	272.25
East Texas A&M	8	158 - 277 - 8	57.04	2142	7.73	12	267.75
Lamar University	8	122 - 199 - 7	61.31	1295	6.51	8	161.88
McNeese	8	125 - 226 - 9	55.31	1512	6.69	8	189.00
Nicholls	8	140 - 228 - 5	61.40	1294	5.68	6	161.75
Northwestern St.	8	91 - 172 - 9	52.91	932	5.42	6	116.50
Houston Christian	8	115 - 226 - 4	50.88	1056	4.67	4	132.00

PASS ATTEMPTS

Team	G	Comp-Att-Int	Pct.	Yds	Avg/A	TD	Avg/G
UIW	8	217 - 312 - 9	69.55	2178	6.98	12	272.25
East Texas A&M	8	158 - 277 - 8	57.04	2142	7.73	12	267.75
SFA	8	161 - 252 - 7	63.89	1833	7.27	15	229.13
UTRGV	8	146 - 229 - 5	63.76	2203	9.62	24	275.38
Nicholls	8	140 - 228 - 5	61.40	1294	5.68	6	161.75
McNeese	8	125 - 226 - 9	55.31	1512	6.69	8	189.00
Houston Christian	8	115 - 226 - 4	50.88	1056	4.67	4	132.00
Lamar University	8	122 - 199 - 7	61.31	1295	6.51	8	161.88
Southeastern La.	8	129 - 193 - 6	66.84	1725	8.94	15	215.63
Northwestern St.	8	91 - 172 - 9	52.91	932	5.42	6	116.50

PASS YDS/ATT.

Team	G	Comp-Att-Int	Pct.	Yds	Avg/A	TD	Avg/G
Southeastern La.	8	129 - 193 - 6	66.84	1725	8.94	15	215.63
UTRGV	8	146 - 229 - 5	63.76	2203	9.62	24	275.38
East Texas A&M	8	158 - 277 - 8	57.04	2142	7.73	12	267.75
SFA	8	161 - 252 - 7	63.89	1833	7.27	15	229.13
UIW	8	217 - 312 - 9	69.55	2178	6.98	12	272.25
McNeese	8	125 - 226 - 9	55.31	1512	6.69	8	189.00
Lamar University	8	122 - 199 - 7	61.31	1295	6.51	8	161.88
Nicholls	8	140 - 228 - 5	61.40	1294	5.68	6	161.75
Northwestern St.	8	91 - 172 - 9	52.91	932	5.42	6	116.50
Houston Christian	8	115 - 226 - 4	50.88	1056	4.67	4	132.00

PASS COMPLETIONS

Team	G	Comp-Att-Int	Pct.	Yds	Avg/A	TD	Avg/G
UIW	8	217 - 312 - 9	69.55	2178	6.98	12	272.25
SFA	8	161 - 252 - 7	63.89	1833	7.27	15	229.13
East Texas A&M	8	158 - 277 - 8	57.04	2142	7.73	12	267.75
UTRGV	8	146 - 229 - 5	63.76	2203	9.62	24	275.38
Nicholls	8	140 - 228 - 5	61.40	1294	5.68	6	161.75
Southeastern La.	8	129 - 193 - 6	66.84	1725	8.94	15	215.63
McNeese	8	125 - 226 - 9	55.31	1512	6.69	8	189.00
Lamar University	8	122 - 199 - 7	61.31	1295	6.51	8	161.88
Houston Christian	8	115 - 226 - 4	50.88	1056	4.67	4	132.00
Northwestern St.	8	91 - 172 - 9	52.91	932	5.42	6	116.50

PASS INTERCEPTIONS

Team	G	Comp-Att-Int	Pct.	Yds	Avg/A	TD	Avg/G
Houston Christian	8	115 - 226 - 4	50.88	1056	4.67	4	132.00
UTRGV	8	146 - 229 - 5	63.76	2203	9.62	24	275.38
Nicholls	8	140 - 228 - 5	61.40	1294	5.68	6	161.75
Southeastern La.	8	129 - 193 - 6	66.84	1725	8.94	15	215.63
SFA	8	161 - 252 - 7	63.89	1833	7.27	15	229.13
Lamar University	8	122 - 199 - 7	61.31	1295	6.51	8	161.88
East Texas A&M	8	158 - 277 - 8	57.04	2142	7.73	12	267.75
UIW	8	217 - 312 - 9	69.55	2178	6.98	12	272.25
Northwestern St.	8	91 - 172 - 9	52.91	932	5.42	6	116.50
McNeese	8	125 - 226 - 9	55.31	1512	6.69	8	189.00

2025 TEAM LEADERS

PASS YARDS

Team	G	Comp-Att-Int	Pct.	Yds	Avg/A	TD	Avg/G
UTRGV	8	146 - 229 - 5	63.76	2203	9.62	24	275.38
UIW	8	217 - 312 - 9	69.55	2178	6.98	12	272.25
East Texas A&M	8	158 - 277 - 8	57.04	2142	7.73	12	267.75
SFA	8	161 - 252 - 7	63.89	1833	7.27	15	229.13
Southeastern La.	8	129 - 193 - 6	66.84	1725	8.94	15	215.63
McNeese	8	125 - 226 - 9	55.31	1512	6.69	8	189.00
Lamar University	8	122 - 199 - 7	61.31	1295	6.51	8	161.88
Nicholls	8	140 - 228 - 5	61.40	1294	5.68	6	161.75
Houston Christian	8	115 - 226 - 4	50.88	1056	4.67	4	132.00
Northwestern St.	8	91 - 172 - 9	52.91	932	5.42	6	116.50

PASSING TDS

Team	G	Comp-Att-Int	Pct.	Yds	Avg/A	TD	Avg/G
UTRGV	8	146 - 229 - 5	63.76	2203	9.62	24	275.38
Southeastern La.	8	129 - 193 - 6	66.84	1725	8.94	15	215.63
SFA	8	161 - 252 - 7	63.89	1833	7.27	15	229.13
UIW	8	217 - 312 - 9	69.55	2178	6.98	12	272.25
East Texas A&M	8	158 - 277 - 8	57.04	2142	7.73	12	267.75
McNeese	8	125 - 226 - 9	55.31	1512	6.69	8	189.00
Lamar University	8	122 - 199 - 7	61.31	1295	6.51	8	161.88
Northwestern St.	8	91 - 172 - 9	52.91	932	5.42	6	116.50
Nicholls	8	140 - 228 - 5	61.40	1294	5.68	6	161.75
Houston Christian	8	115 - 226 - 4	50.88	1056	4.67	4	132.00

FIELD GOALS

Team	G	Made	Att	Pct
SFA	8	6	6	100
UIW	8	9	10	90
Lamar University	8	11	13	84.62
McNeese	8	5	6	83.33
Nicholls	8	8	10	80
East Texas A&M	8	9	13	69.23
UTRGV	8	8	12	66.67
Southeastern La.	8	5	9	55.56
Houston Christian	8	4	10	40
Northwestern St.	8	3	9	33.33

PATS KICKS MADE

Team	G	Made	Att	Pct
UTRGV	8	49	49	100
Southeastern La.	8	38	38	100
SFA	8	30	31	96.77
East Texas A&M	8	27	28	96.43
Lamar University	8	24	24	100
UIW	8	23	24	95.83
McNeese	8	20	20	100
Houston Christian	8	18	19	94.74
Nicholls	8	13	13	100
Northwestern St.	8	10	11	90.91

FIELD GOALS ATTEMPTED

Team	G	Made	Att	Pct
Lamar University	8	11	13	84.62
East Texas A&M	8	9	13	69.23
UTRGV	8	8	12	66.67
UIW	8	9	10	90
Nicholls	8	8	10	80
Houston Christian	8	4	10	40
Southeastern La.	8	5	9	55.56
Northwestern St.	8	3	9	33.33
SFA	8	6	6	100
McNeese	8	5	6	83.33

NET YARDS PER PUNT

Team	G	No.	Yards	Avg/P	Ret.	Avg/R	TB	Net/P
McNeese	8	38	1606	42.26	34	3.78	0	41.37
SFA	8	35	1444	41.26	27	3.00	0	40.49
UTRGV	8	33	1445	43.79	82	4.82	4	38.88
Lamar University	8	35	1397	39.91	28	4.67	1	38.54
Southeastern La.	8	30	1276	42.53	120	8.00	1	37.87
UIW	8	37	1495	40.41	116	8.92	1	36.73
Houston Christian	8	47	1935	41.17	184	16.73	5	35.13
East Texas A&M	8	33	1301	39.42	158	12.15	1	34.03
Northwestern St.	8	55	1866	33.93	111	5.55	1	31.55
Nicholls	8	50	2002	40.04	356	17.80	4	31.32

FIELD GOALS MADE

Team	G	Made	Att	Pct
Lamar University	8	11	13	84.62
UIW	8	9	10	90
East Texas A&M	8	9	13	69.23
UTRGV	8	8	12	66.67
Nicholls	8	8	10	80
SFA	8	6	6	100
Southeastern La.	8	5	9	55.56
McNeese	8	5	6	83.33
Houston Christian	8	4	10	40
Northwestern St.	8	3	9	33.33

AVG YARDS PER PUNT

Team	G	No.	Yards	Avg/P	Ret.	Avg/R	TB	Net/P
Northwestern St.	8	55	1866	33.93	111	5.55	1	31.55
Nicholls	8	50	2002	40.04	356	17.80	4	31.32
Houston Christian	8	47	1935	41.17	184	16.73	5	35.13
McNeese	8	38	1606	42.26	34	3.78	0	41.37
UIW	8	37	1495	40.41	116	8.92	1	36.73
SFA	8	35	1444	41.26	27	3.00	0	40.49
Lamar University	8	35	1397	39.91	28	4.67	1	38.54
UTRGV	8	33	1445	43.79	82	4.82	4	38.88
East Texas A&M	8	33	1301	39.42	158	12.15	1	34.03
Southeastern La.	8	30	1276	42.53	120	8.00	1	37.87

2025 TEAM LEADERS

PAT KICKING

Team	G	Made	Att	Pct
UTRGV	8	49	49	100
Southeastern La.	8	38	38	100
Nicholls	8	13	13	100
McNeese	8	20	20	100
Lamar University	8	24	24	100
SFA	8	30	31	96.77
East Texas A&M	8	27	28	96.43
UIW	8	23	24	95.83
Houston Christian	8	18	19	94.74
Northwestern St.	8	10	11	90.91

NUMBER OF PUNTS

Team	G	No.	Yards	Avg/P	Ret.	Avg/R	TB	Net/P
Northwestern St.	8	55	1866	33.93	111	5.55	1	31.55
Nicholls	8	50	2002	40.04	356	17.80	4	31.32
Houston Christian	8	47	1935	41.17	184	16.73	5	35.13
McNeese	8	38	1606	42.26	34	3.78	0	41.37
UIW	8	37	1495	40.41	116	8.92	1	36.73
SFA	8	35	1444	41.26	27	3.00	0	40.49
Lamar University	8	35	1397	39.91	28	4.67	1	38.54
UTRGV	8	33	1445	43.79	82	4.82	4	38.88
East Texas A&M	8	33	1301	39.42	158	12.15	1	34.03
Southeastern La.	8	30	1276	42.53	120	8.00	1	37.87

PAT KICK ATTEMPTS

Team	G	Made	Att	Pct
UTRGV	8	49	49	100
Southeastern La.	8	38	38	100
SFA	8	30	31	96.77
East Texas A&M	8	27	28	96.43
UIW	8	23	24	95.83
Lamar University	8	24	24	100
McNeese	8	20	20	100
Houston Christian	8	18	19	94.74
Nicholls	8	13	13	100
Northwestern St.	8	10	11	90.91

YARDS PUNTED

Team	G	No.	Yards	Avg/P	Ret.	Avg/R	TB	Net/P
Nicholls	8	50	2002	40.04	356	17.80	4	31.32
Houston Christian	8	47	1935	41.17	184	16.73	5	35.13
Northwestern St.	8	55	1866	33.93	111	5.55	1	31.55
McNeese	8	38	1606	42.26	34	3.78	0	41.37
UIW	8	37	1495	40.41	116	8.92	1	36.73
UTRGV	8	33	1445	43.79	82	4.82	4	38.88
SFA	8	35	1444	41.26	27	3.00	0	40.49
Lamar University	8	35	1397	39.91	28	4.67	1	38.54
East Texas A&M	8	33	1301	39.42	158	12.15	1	34.03
Southeastern La.	8	30	1276	42.53	120	8.00	1	37.87

PUNT RETURN AVG

Team	G	No	Yards	TD	Long	Avg.
SFA	8	24	408	3	66	17
Lamar University	8	19	310	2	88	16.32
Nicholls	8	8	97	0	32	12.13
East Texas A&M	8	9	104	0	27	11.56
Southeastern La.	8	29	335	1	70	11.55
McNeese	8	14	81	0	30	5.79
Northwestern St.	8	5	27	0	17	5.4
UIW	8	18	96	0	29	5.33
UTRGV	8	17	77	0	26	4.53
Houston Christian	8	12	28	0	12	2.33

KICK RETURNS

Team	G	No.	Yards	TD	Long	Avg.
Houston Christian	8	24	417	0	44	17.38
Lamar University	8	23	491	0	53	21.35
Northwestern St.	8	22	370	0	65	16.82
Southeastern La.	8	16	500	2	85	31.25
UTRGV	8	15	284	0	54	18.93
McNeese	8	15	231	0	36	15.40
East Texas A&M	8	15	245	0	33	16.33
UIW	8	13	194	0	33	14.92
SFA	8	7	125	0	30	17.86
Nicholls	8	7	124	0	28	17.71

PUNT RETURNS

Team	G	No	Yards	TD	Long	Avg.
Southeastern La.	8	29	335	1	70	11.55
SFA	8	24	408	3	66	17
Lamar University	8	19	310	2	88	16.32
UIW	8	18	96	0	29	5.33
UTRGV	8	17	77	0	26	4.53
McNeese	8	14	81	0	30	5.79
Houston Christian	8	12	28	0	12	2.33
East Texas A&M	8	9	104	0	27	11.56
Nicholls	8	8	97	0	32	12.13
Northwestern St.	8	5	27	0	17	5.4

KICK RETURN YARDS

Team	G	No.	Yards	TD	Long	Avg.
Southeastern La.	8	16	500	2	85	31.25
Lamar University	8	23	491	0	53	21.35
Houston Christian	8	24	417	0	44	17.38
Northwestern St.	8	22	370	0	65	16.82
UTRGV	8	15	284	0	54	18.93
East Texas A&M	8	15	245	0	33	16.33
McNeese	8	15	231	0	36	15.40
UIW	8	13	194	0	33	14.92
SFA	8	7	125	0	30	17.86
Nicholls	8	7	124	0	28	17.71

2025 TEAM LEADERS

PUNT RETURN YARDS

Team	G	No	Yards	TD	Long	Avg.
SFA	8	24	408	3	66	17
Southeastern La.	8	29	335	1	70	11.55
Lamar University	8	19	310	2	88	16.32
East Texas A&M	8	9	104	0	27	11.56
Nicholls	8	8	97	0	32	12.13
UIW	8	18	96	0	29	5.33
McNeese	8	14	81	0	30	5.79
UTRGV	8	17	77	0	26	4.53
Houston Christian	8	12	28	0	12	2.33
Northwestern St.	8	5	27	0	17	5.4

KICK RETURN TDS

Team	G	No.	Yards	TD	Long	Avg.
Southeastern La.	8	16	500	2	85	31.25
UTRGV	8	15	284	0	54	18.93
UIW	8	13	194	0	33	14.92
SFA	8	7	125	0	30	17.86
Northwestern St.	8	22	370	0	65	16.82
Nicholls	8	7	124	0	28	17.71
McNeese	8	15	231	0	36	15.40
Lamar University	8	23	491	0	53	21.35
Houston Christian	8	24	417	0	44	17.38
East Texas A&M	8	15	245	0	33	16.33

PUNT RETURN TDS

Team	G	No	Yards	TD	Long	Avg.
SFA	8	24	408	3	66	17
Lamar University	8	19	310	2	88	16.32
Southeastern La.	8	29	335	1	70	11.55
UTRGV	8	17	77	0	26	4.53
UIW	8	18	96	0	29	5.33
Northwestern St.	8	5	27	0	17	5.4
Nicholls	8	8	97	0	32	12.13
McNeese	8	14	81	0	30	5.79
Houston Christian	8	12	28	0	12	2.33
East Texas A&M	8	9	104	0	27	11.56

KICKOFF RETURNS

Team	G	No	Yards	TD	Long	Avg.
Southeastern La.	8	50	2043	2	85	40.86
UIW	8	41	1658	0	33	40.44
SFA	8	46	1857	0	30	40.37
UTRGV	8	63	2503	0	54	39.73
Nicholls	8	27	1067	0	28	39.52
Lamar University	8	42	1637	0	53	38.98
East Texas A&M	8	43	1667	0	33	38.77
McNeese	8	31	1181	0	36	38.1
Houston Christian	8	32	1199	0	44	37.47
Northwestern St.	8	21	752	0	65	35.81

2025 TEAM LEADERS

INTERCEPTION RETURN AVG

Team	G	No.	Yards	TD	Long	Avg.
Houston Christian	8	13	252	3	82	19.38
UTRGV	8	8	139	2	52	17.38
Nicholls	8	9	125	2	45	13.89
East Texas A&M	8	7	96	0	46	13.71
Southeastern La.	8	7	85	1	52	12.14
UIW	8	3	28	1	28	9.33
SFA	8	7	45	1	28	6.43
Lamar University	8	6	34	0	34	5.67
McNeese	8	6	10	0	16	1.67
Northwestern St.	8	5	0	0	0	0.00

FUMBLE RETURNS

Team	G	No.	Yards	TD	Long	Avg.
UTRGV	8	10	35	1	35	3.50
UIW	8	4	0	0	0	0.00
Southeastern La.	8	3	9	1	9	3.00
SFA	8	8	48	2	46	6.00
Northwestern St.	8	6	8	1	8	1.33
Nicholls	8	6	0	0	0	0.00
McNeese	8	2	3	0	3	1.50
Lamar University	8	8	39	3	18	4.88
Houston Christian	8	2	0	0	0	0.00
East Texas A&M	8	7	89	1	35	12.71

INTERCEPTION RETURNS

Team	G	No.	Yards	TD	Long	Avg.
Houston Christian	8	13	252	3	82	19.38
Nicholls	8	9	125	2	45	13.89
UTRGV	8	8	139	2	52	17.38
Southeastern La.	8	7	85	1	52	12.14
SFA	8	7	45	1	28	6.43
East Texas A&M	8	7	96	0	46	13.71
McNeese	8	6	10	0	16	1.67
Lamar University	8	6	34	0	34	5.67
Northwestern St.	8	5	0	0	0	0.00
UIW	8	3	28	1	28	9.33

FUMBLE RETURN YARDS

Team	G	No.	Yards	TD	Long	Avg.
East Texas A&M	8	7	89	1	35	12.71
SFA	8	8	48	2	46	6.00
Lamar University	8	8	39	3	18	4.88
UTRGV	8	10	35	1	35	3.50
Southeastern La.	8	3	9	1	9	3.00
Northwestern St.	8	6	8	1	8	1.33
McNeese	8	2	3	0	3	1.50
UIW	8	4	0	0	0	0.00
Nicholls	8	6	0	0	0	0.00
Houston Christian	8	2	0	0	0	0.00

INTERCEPTION RET YARDS

Team	G	No.	Yards	TD	Long	Avg.
Houston Christian	8	13	252	3	82	19.38
UTRGV	8	8	139	2	52	17.38
Nicholls	8	9	125	2	45	13.89
East Texas A&M	8	7	96	0	46	13.71
Southeastern La.	8	7	85	1	52	12.14
SFA	8	7	45	1	28	6.43
Lamar University	8	6	34	0	34	5.67
UIW	8	3	28	1	28	9.33
McNeese	8	6	10	0	16	1.67
Northwestern St.	8	5	0	0	0	0.00

FUMBLE RETURN TDS

Team	G	No.	Yards	TD	Long	Avg.
Lamar University	8	8	39	3	18	4.88
SFA	8	8	48	2	46	6.00
UTRGV	8	10	35	1	35	3.50
Southeastern La.	8	3	9	1	9	3.00
Northwestern St.	8	6	8	1	8	1.33
East Texas A&M	8	7	89	1	35	12.71
UIW	8	4	0	0	0	0.00
Nicholls	8	6	0	0	0	0.00
McNeese	8	2	3	0	3	1.50
Houston Christian	8	2	0	0	0	0.00

INTERCEPTION RETURN TDS

Team	G	No.	Yards	TD	Long	Avg.
Houston Christian	8	13	252	3	82	19.38
UTRGV	8	8	139	2	52	17.38
Nicholls	8	9	125	2	45	13.89
UIW	8	3	28	1	28	9.33
Southeastern La.	8	7	85	1	52	12.14
SFA	8	7	45	1	28	6.43
Northwestern St.	8	5	0	0	0	0.00
McNeese	8	6	10	0	16	1.67
Lamar University	8	6	34	0	34	5.67
East Texas A&M	8	7	96	0	46	13.71

FUMBLE RECOVERED

Team	G	No.	Yards	TD	Long	Avg.
UTRGV	8	10	35	1	35	3.50
SFA	8	8	48	2	46	6.00
Lamar University	8	8	39	3	18	4.88
East Texas A&M	8	7	89	1	35	12.71
Northwestern St.	8	6	8	1	8	1.33
Nicholls	8	6	0	0	0	0.00
UIW	8	4	0	0	0	0.00
Southeastern La.	8	3	9	1	9	3.00
McNeese	8	2	3	0	3	1.50
Houston Christian	8	2	0	0	0	0.00



2025 TEAM LEADERS

FUMBLE RETURN AVG

Team	G	No.	Yards	TD	Long	Avg.
East Texas A&M	8	7	89	1	35	12.71
SFA	8	8	48	2	46	6.00
Lamar University	8	8	39	3	18	4.88
UTRGV	8	10	35	1	35	3.50
Southeastern La.	8	3	9	1	9	3.00
McNeese	8	2	3	0	3	1.50
Northwestern St.	8	6	8	1	8	1.33
UIW	8	4	0	0	0	0.00
Nicholls	8	6	0	0	0	0.00
Houston Christian	8	2	0	0	0	0.00

TURNOVER MARGIN

Team	G	Lost			Gained			Margin	Per/G
		Fum	Int	Tot	Fum	Int	Tot		
UTRGV	8	1	5	6	10	8	18	12	1.50
Nicholls	8	3	5	8	6	9	15	7	0.88
Lamar University	8	5	7	12	8	6	14	2	0.25
SFA	8	7	7	14	8	7	15	1	0.13
Southeastern La.	8	4	6	10	3	7	10	0	0.00
Houston Christian	8	11	4	15	2	13	15	0	0.00
East Texas A&M	8	6	8	14	7	7	14	0	0.00
Northwestern St.	8	6	9	15	6	5	11	-4	-0.50
McNeese	8	4	9	13	2	6	8	-5	-0.63
UIW	8	7	9	16	4	3	7	-9	-1.13

FIRST DOWNS

Team	G	Rush	Pass	Pen	Total	Avg/G
UIW	8	69	102	12	183	22.88
UTRGV	8	76	83	11	170	21.25
Southeastern La.	8	81	72	12	165	20.63
East Texas A&M	8	56	91	14	161	20.13
SFA	8	63	76	11	150	18.75
McNeese	8	71	70	8	149	18.63
Lamar University	8	72	57	20	149	18.63
Nicholls	8	53	60	13	126	15.75
Houston Christian	8	57	52	14	123	15.38
Northwestern St.	8	40	38	13	91	11.38

3RD-DOWN CONVERSIONS

Team	G	Conv.	Att.	Pct.
Southeastern La.	8	43	96	44.79
UTRGV	8	39	96	40.63
UIW	8	50	126	39.68
SFA	8	43	110	39.09
East Texas A&M	8	40	110	36.36
McNeese	8	39	111	35.14
Houston Christian	8	37	113	32.74
Lamar University	8	34	105	32.38
Nicholls	8	36	115	31.3
Northwestern St.	8	25	97	25.77

1ST DOWNS RUSHING

Team	G	Rush	Pass	Pen	Total	Avg/G
Southeastern La.	8	81	72	12	165	20.63
UTRGV	8	76	83	11	170	21.25
Lamar University	8	72	57	20	149	18.63
McNeese	8	71	70	8	149	18.63
UIW	8	69	102	12	183	22.88
SFA	8	63	76	11	150	18.75
Houston Christian	8	57	52	14	123	15.38
East Texas A&M	8	56	91	14	161	20.13
Nicholls	8	53	60	13	126	15.75
Northwestern St.	8	40	38	13	91	11.38

OPT 3RD-DN CONVERT

Team	G	Conv.	Att.	Pct.
Houston Christian	8	28	108	25.93
Lamar University	8	31	105	29.52
SFA	8	36	120	30
Southeastern La.	8	34	105	32.38
UTRGV	8	43	124	34.68
Northwestern St.	8	33	86	38.37
UIW	8	44	112	39.29
East Texas A&M	8	50	112	44.64
McNeese	8	48	107	44.86
Nicholls	8	53	110	48.18



2025 TEAM LEADERS

1ST DOWNS PASSING

Team	G	Rush	Pass	Pen	Total	Avg/G
UIW	8	69	102	12	183	22.88
East Texas A&M	8	56	91	14	161	20.13
UTRGV	8	76	83	11	170	21.25
SFA	8	63	76	11	150	18.75
Southeastern La.	8	81	72	12	165	20.63
McNeese	8	71	70	8	149	18.63
Nicholls	8	53	60	13	126	15.75
Lamar University	8	72	57	20	149	18.63
Houston Christian	8	57	52	14	123	15.38
Northwestern St.	8	40	38	13	91	11.38

4TH-DOWN CONVERSIONS

Team	G	Conv.	Att.	Pct.
Northwestern St.	8	4	6	66.67
Lamar University	8	8	13	61.54
McNeese	8	12	20	60
UIW	8	14	26	53.85
SFA	8	9	17	52.94
Nicholls	8	8	17	47.06
Southeastern La.	8	5	11	45.45
UTRGV	8	4	9	44.44
East Texas A&M	8	9	21	42.86
Houston Christian	8	6	16	37.5

1ST DOWNS BY PENALTY

Team	G	Rush	Pass	Pen	Total	Avg/G
Lamar University	8	72	57	20	149	18.63
Houston Christian	8	57	52	14	123	15.38
East Texas A&M	8	56	91	14	161	20.13
Northwestern St.	8	40	38	13	91	11.38
Nicholls	8	53	60	13	126	15.75
UIW	8	69	102	12	183	22.88
Southeastern La.	8	81	72	12	165	20.63
UTRGV	8	76	83	11	170	21.25
SFA	8	63	76	11	150	18.75
McNeese	8	71	70	8	149	18.63

OPP 4TH-DN CONVERT

Team	G	Conv.	Att.	Pct.
Southeastern La.	8	5	13	38.46
UTRGV	8	10	22	45.45
Northwestern St.	8	8	17	47.06
UIW	8	6	12	50
Lamar University	8	11	19	57.89
SFA	8	10	17	58.82
Houston Christian	8	10	17	58.82
East Texas A&M	8	9	15	60
Nicholls	8	5	8	62.5
McNeese	8	9	12	75

OPPONENT 1ST DOWNS

Team	G	Rush	Pass	Pen	Total	Avg/G
Southeastern La.	8	50	60	10	120	15
UTRGV	8	59	59	11	129	16.13
SFA	8	34	78	18	130	16.25
Lamar University	8	52	75	13	140	17.5
Houston Christian	8	70	62	12	144	18
UIW	8	47	90	14	151	18.88
Nicholls	8	87	57	9	153	19.13
McNeese	8	86	63	10	159	19.88
East Texas A&M	8	74	90	24	188	23.5
Northwestern St.	8	103	68	18	189	23.63

2025 TEAM LEADERS

SACKS BY

Team	G	No.	Yards	Avg/G
Southeastern La.	8	24	151	3
SFA	8	24	143	3
UTRGV	8	18	132	2.25
Lamar University	8	18	101	2.25
McNeese	8	17	112	2.13
East Texas A&M	8	17	122	2.13
Northwestern St.	8	12	81	1.5
Nicholls	8	8	42	1
UIW	8	7	46	0.88
Houston Christian	8	7	32	0.88

KICKOFF COVERAGE

Team	G	No	Yards	Avg.	Ret.	TB	NetAvg
Southeastern La.	8	50	3113	62.26	513	19	42.76
UIW	8	41	2603	63.49	272	25	42.66
SFA	8	46	2870	62.39	199	27	41.96
UTRGV	8	63	3812	60.51	607	25	44.41
Nicholls	8	27	1528	56.59	259	8	43.3
Lamar University	8	42	2507	59.69	338	13	38.6
East Texas A&M	8	43	2759	64.16	337	29	40.79
McNeese	8	31	1839	59.32	368	8	44.29
Houston Christian	8	32	1941	60.66	324	16	35.13
Northwestern St.	8	21	1097	52.24	259	4	28.19

SACKS AGAINST

Team	G	No.	Yards	Avg/G
Nicholls	8	13	116	1.63
UTRGV	8	14	84	1.75
SFA	8	15	138	1.88
Southeastern La.	8	16	87	2
Northwestern St.	8	17	115	2.13
Lamar University	8	17	112	2.13
McNeese	8	19	105	2.38
East Texas A&M	8	23	151	2.88
UIW	8	24	160	3
Houston Christian	8	25	167	3.13

RED ZONE OFFENSE

Team	G	Scores	Pct.	TDs	(R-P)	FGs	TurnO
Lamar University	8	24 - 27	88.89	15	11 - 4	9 - 10	2
UIW	8	25 - 29	86.21	17	12 - 5	8 - 9	3
Southeastern La.	8	24 - 28	85.71	19	12 - 7	5 - 5	4
East Texas A&M	8	26 - 31	83.87	17	13 - 4	9 - 11	3
UTRGV	8	31 - 37	83.78	25	13 - 12	6 - 8	1
SFA	8	20 - 25	80.00	16	10 - 6	4 - 4	4
McNeese	8	18 - 23	78.26	15	9 - 6	3 - 3	4
Houston Christian	8	13 - 19	68.42	11	8 - 3	2 - 7	1
Nicholls	8	10 - 17	58.82	4	3 - 1	6 - 8	4
Northwestern St.	8	8 - 14	57.14	6	3 - 3	2 - 7	1

PENALTIES

Team	G	No.	Yards	Avg/G
Nicholls	8	44	343	42.88
Southeastern La.	8	48	370	46.25
UTRGV	8	42	377	47.13
Northwestern St.	8	44	425	53.13
Houston Christian	8	53	441	55.13
McNeese	8	48	457	57.13
Lamar University	8	57	472	59
UIW	8	54	495	61.88
East Texas A&M	8	61	539	67.38
SFA	8	60	590	73.75

RED ZONE DEFENSE

Team	G	Scores	Pct.	TDs	(R-P)	FGs	TurnO
SFA	8	15 - 22	68.18	10	6 - 4	5 - 7	5
Houston Christian	8	27 - 35	77.14	19	13 - 6	8 - 11	3
East Texas A&M	8	28 - 36	77.78	23	18 - 5	5 - 9	4
McNeese	8	19 - 24	79.17	13	9 - 4	6 - 8	2
Northwestern St.	8	31 - 39	79.49	23	18 - 5	8 - 9	7
Nicholls	8	23 - 28	82.14	17	11 - 6	6 - 6	4
UTRGV	8	10 - 12	83.33	8	7 - 1	2 - 3	1
Southeastern La.	8	16 - 19	84.21	13	8 - 5	3 - 4	2
Lamar University	8	23 - 27	85.19	16	9 - 7	7 - 9	2
UIW	8	18 - 21	85.71	13	7 - 6	5 - 7	1

OPPONENT PENALTIES

Team	G	No.	Yards	Avg/G
Northwestern St.	8	66	617	77.13
Nicholls	8	56	505	63.13
McNeese	8	48	455	56.88
SFA	8	57	452	56.5
Lamar University	8	47	450	56.25
East Texas A&M	8	44	427	53.38
UTRGV	8	56	411	51.38
Houston Christian	8	51	355	44.38
UIW	8	38	335	41.88
Southeastern La.	8	38	330	41.25

2025 TEAM LEADERS

TIME OF POSSESSION

Team	G	Total possession	Avg/G
Southeastern La.	8	261:31	32:41
UIW	8	258:14	32:17
Lamar University	8	250:13	31:17
Nicholls	8	246:44	30:50
East Texas A&M	8	245:10	30:39
McNeese	8	238:15	29:47
UTRGV	8	229:45	28:43
SFA	8	227:21	28:25
Houston Christian	8	212:17	26:32
Northwestern St.	8	208:57	26:07

2025 INDIVIDUAL LEADERS

TOTAL OFFENSE (Minimum Games Played Pct. 75%)

#	Player	G	Rush	Pass	Plays	Total	Yds/g
1	Marburger, Eddie Lee - UTRGV	8	220	2020	261	2240	280.00
2	Colson, EJ - UIW	7	251	1560	296	1811	258.71
3	Strong, Jake - McN	8	209	1441	282	1650	206.25
4	Vidlak, Sam - SFA	8	-131	1671	249	1540	192.50
5	McCown, Aiden - Lamar	7	159	948	166	1107	158.14
6	Johnston, Abram - NW	7	206	821	212	1027	146.71
7	Camp, Carson - SL	8	73	1087	164	1160	145.00
8	Hogan, Deuce - NichSt	7	-41	1038	231	997	142.43
9	Rodriguez, Eric - ETAMU	6	69	748	141	817	136.17
10	Lowe, Kyle - SL	8	330	638	129	968	121.00

TOTAL OFFENSE AVG/PLAY (Minimum Games Played Pct. 75%)

#	Player	G	Rush	Pass	Plays	Total	Yds/p
1	Day, Tyler - UTRGV	8	75	0	2	75	4.69
2	Glenn, Cameron - UTRGV	7	32	0	1	32	4.57
3	Thomas, Blake - Lamar	7	78	0	5	78	2.23
4	Webb, Brendan - NW	7	20	0	2	20	1.43
5	Harris, Jonathan - McN	8	11	0	1	11	1.38
6	Senegal, Kameran - McN	8	33	0	3	33	1.38
7	Garcia, Fabian - UTRGV	6	213	0	27	213	1.31
8	Schlenbaker, Djouvensky - UTRGV	6	109	0	15	109	1.21
9	Jackson, Deantre - SL	6	293	0	43	293	1.14
10	Marburger, Eddie Lee - UTRGV	8	220	2020	261	2240	1.07

TOTAL OFFENSE PLAYS

#	Player	G	Rush	Pass	Plays	Total	Yds/g
1	Colson, EJ - UIW	7	251	1560	296	1811	258.71
2	Strong, Jake - McN	8	209	1441	282	1650	206.25
3	Marburger, Eddie Lee - UTRGV	8	220	2020	261	2240	280.00
4	Vidlak, Sam - SFA	8	-131	1671	249	1540	192.50
5	Hogan, Deuce - NichSt	7	-41	1038	231	997	142.43
6	Johnston, Abram - NW	7	206	821	212	1027	146.71
7	Weir, Jake - HCU	8	-95	770	205	675	84.38
8	Peace, Ron - ETAMU	5	32	1281	185	1313	262.60
9	McCown, Aiden - Lamar	7	159	948	166	1107	158.14
10	Camp, Carson - SL	8	73	1087	164	1160	145.00

TOTAL OFFENSE YARDS

#	Player	G	Rush	Pass	Plays	Total	Yds/g
---	--------	---	------	------	-------	-------	-------

TOTAL OFFENSE TDS

#	Player	G	Rush	Pass	Total
1	Marburger, Eddie Lee - UTRGV	8	220	2020	26
2	Colson, EJ - UIW	7	251	1560	14
3	Strong, Jake - McN	8	209	1441	13
4	Vidlak, Sam - SFA	8	-131	1671	13
5	McCown, Aiden - Lamar	7	159	948	10
6	Lowe, Kyle - SL	8	330	638	10
7	Edwards, Xai'Shaun - HCU	8	794	0	9
8	Camp, Carson - SL	8	73	1087	9
9	Peace, Ron - ETAMU	5	32	1281	9
10	Rodriguez, Eric - ETAMU	6	69	748	8

ALL PURPOSE (Minimum Games Played Pct. 75%)

#	Player	G	Rush	Rcv	PR	KR	Yds	Avg/g
1	Edwards, Xai'Shaun - HCU	8	794	86	0	95	975	121.88
2	Noland, Xayvion - UTRGV	8	0	723	0	161	884	110.50
3	Hayes, Brandon - SL	8	69	168	11	491	739	92.38
4	Wimbley, Jerrell - SFA	8	639	104	0	-5	738	92.25
5	Brock Jr., Miequle - NichSt	8	389	270	0	33	692	86.50
6	McDowell, LaDamian - Lamar	8	213	32	0	407	652	81.50
7	Harris, Kylon - SFA	8	0	549	89	0	638	79.75
8	Diaz, Tony - UTRGV	8	0	614	13	0	627	78.38
9	Fuselier, Kyndon - Lamar	8	8	313	265	0	586	73.25
10	Garcia, Jameson - UIW	8	0	546	0	0	546	68.25

SCORING (Minimum Games Played Pct. 75%)

#	Player	G	TD	FG	XPT	2XP	Pts	Pts/g
1	Jackson, Deantre - SL	6	8	0	0	0	48	8.00
2	Garcia Rodriguez, Guillermo - SL	7	0	5	38	0	53	7.57
3	Gardner, Brysen - UTRGV	8	0	8	35	0	59	7.38
4	Woodard, Ben - Lamar	8	0	11	24	0	57	7.13
5	Rigby, Ozlo - ETAMU	8	0	9	27	0	54	6.75
6	Edwards, Xai'Shaun - HCU	8	9	0	0	0	54	6.75
7	Alvarado, Carlos - SFA	7	0	5	30	0	45	6.43
8	Faris, Will - UIW	8	0	9	23	0	50	6.25
9	Oakmon, EJ - ETAMU	8	7	0	0	0	42	5.25
10	Noland, Xayvion - UTRGV	8	7	0	0	0	42	5.25

SCORING (TDS) (Minimum 1 Touchdowns)

#	Player	G	Run	Rec	Ret	Pts	Avg/g
1	Jackson, Deantre - SL	6	6	2	0	48	8.00
2	Edwards, Xai'Shaun - HCU	8	9	0	0	54	6.75
3	Davis, Marquez - McN	1	1	0	0	6	6.00
4	Rasberry, Omarion - Lamar	1	1	0	0	6	6.00
5	Taylor, Broderick - UTRGV	2	2	0	0	12	6.00
6	Harris, Kylon - SFA	8	0	6	1	42	5.25
7	Oakmon, EJ - ETAMU	8	7	0	0	42	5.25
8	Noland, Xayvion - UTRGV	8	0	7	0	42	5.25
9	Diaz, Tony - UTRGV	8	0	6	0	36	4.50
10	Domingeaux, Jaylon - SL	8	0	6	0	36	4.50

SCORING (KICK) (Minimum Games Played Pct. 75%)

#	Player	G	PAT	FG	Pts	Avg/g
1	Garcia Rodriguez, Guillermo - SL	7	38-38	5-9	53	7.57
2	Gardner, Brysen - UTRGV	8	35-35	8-10	59	7.38
3	Woodard, Ben - Lamar	8	24-24	11-13	57	7.13
4	Rigby, Ozlo - ETAMU	8	27-28	9-13	54	6.75
5	Alvarado, Carlos - SFA	7	30-31	5-5	45	6.43
6	Faris, Will - UIW	8	23-24	9-10	50	6.25
7	Showalter, Gabriel - NichSt	8	13-13	8-10	37	4.63
8	Pinton, Fabrizio - McN	8	20-20	5-6	35	4.38
9	Weinrich, Charlie - HCU	8	17-17	4-10	29	3.63
10	O'Neal, Troop - UTRGV	8	8-8	0-2	8	1.00

RUSHING (Minimum 10 Rushing Attempts/Game, Games Played Pct. 75%)

#	Player	G	Att.	Yds	Avg.	TD	Lg	Avg/g
1	Edwards, Xai'Shaun - HCU	8	133	794	5.97	9	60	99.25
2	Wimbley, Jerrell - SFA	8	115	639	5.56	5	46	79.88
3	Brock Jr., Miequle - NichSt	8	87	389	4.47	1	30	48.63
4	Hamm, Coleby - McN	6	60	284	4.73	1	20	47.33
5	Spears, Jaylon - UIW	8	87	352	4.05	4	23	44.00
6	Colson, EJ - UIW	7	80	251	3.14	3	30	35.86
7	Johnston, Abram - NW	7	70	206	2.94	2	29	29.43



2025 INDIVIDUAL LEADERS

YARDS PER RUSH (Minimum 10 Rushing Attempts/Game, Games Played Pct. 75%)

#	Player	G	Att.	Yds	Avg.	TD	Lg	Avg/g
1	Edwards, Xai'Shaun - HCU	8	133	794	5.97	9	60	99.25
2	Wimbley, Jerrell - SFA	8	115	639	5.56	5	46	79.88
3	Hamm, Coleby - McN	6	60	284	4.73	1	20	47.33
4	Brock Jr., Miequle - NichSt	8	87	389	4.47	1	30	48.63
5	Spears, Jaylon - UIW	8	87	352	4.05	4	23	44.00
6	Colson, EJ - UIW	7	80	251	3.14	3	30	35.86
7	Johnston, Abram - NW	7	70	206	2.94	2	29	29.43

RUSH YARDS (Minimum 10 Rushing Attempts/Game)

#	Player	G	Att.	Yds	Avg.	TD	Lg	Avg/g
1	Edwards, Xai'Shaun - HCU	8	133	794	5.97	9	60	99.25
2	Wimbley, Jerrell - SFA	8	115	639	5.56	5	46	79.88
3	Brock Jr., Miequle - NichSt	8	87	389	4.47	1	30	48.63
4	Spears, Jaylon - UIW	8	87	352	4.05	4	23	44.00
5	Lee, Shane - NichSt	5	51	330	6.47	2	75	66.00
6	Denney, Nathan - UTRGV	5	66	308	4.67	2	42	61.60
7	Hamm, Coleby - McN	6	60	284	4.73	1	20	47.33
8	Evans, Darryle - HCU	5	60	272	4.53	3	73	54.40
9	Colson, EJ - UIW	7	80	251	3.14	3	30	35.86
10	Johnston, Abram - NW	7	70	206	2.94	2	29	29.43

PASSING Avg/GAME (Minimum Games Played Pct. 75%)

#	Player	G	Comp-att-int	Yds	TD	Avg/g
1	Marburger, Eddie Lee - UTRGV	8	129-200-4	2020	22	252.50
2	Colson, EJ - UIW	7	151-216-4	1560	11	222.86
3	Vidlak, Sam - SFA	8	146-229-6	1671	13	208.88
4	Strong, Jake - McN	8	118-208-9	1441	8	180.13
5	Hogan, Deuce - NichSt	7	119-196-5	1038	4	148.29
6	Camp, Carson - SL	8	81-120-4	1087	9	135.88
7	McCown, Aiden - Lamar	7	78-120-4	948	7	135.43
8	Rodriguez, Eric - ETAMU	6	64-103-3	748	6	124.67
9	Johnston, Abram - NW	7	76-142-7	821	6	117.29
10	Weir, Jake - HCU	8	89-174-3	770	2	96.25

PASS EFFICIENCY (Minimum 15 Total Passes/Game, Games Played Pct. 75%)

#	Player	G	Comp-att-int	Yds	TD	Eff
1	Marburger, Eddie Lee - UTRGV	8	129-200-4	2020	22	181.64
2	Camp, Carson - SL	8	81-120-4	1087	9	161.67
3	McCown, Aiden - Lamar	7	78-120-4	948	7	143.94
4	Colson, EJ - UIW	7	151-216-4	1560	11	143.68
5	Vidlak, Sam - SFA	8	146-229-6	1671	13	138.54
6	Rodriguez, Eric - ETAMU	6	64-103-3	748	6	136.54
7	Strong, Jake - McN	8	118-208-9	1441	8	118.96
8	Hogan, Deuce - NichSt	7	119-196-5	1038	4	106.83
9	Johnston, Abram - NW	7	76-142-7	821	6	106.17
10	Weir, Jake - HCU	8	89-174-3	770	2	88.67

PASS YDS/COMP. (Minimum 15 Total Passes/Game, Games Played Pct. 75%)

#	Player	G	Comp-att-int	Yds	TD	Avg/c
1	Marburger, Eddie Lee - UTRGV	8	129-200-4	2020	22	15.66
2	Camp, Carson - SL	8	81-120-4	1087	9	13.42
3	Strong, Jake - McN	8	118-208-9	1441	8	12.21
4	McCown, Aiden - Lamar	7	78-120-4	948	7	12.15
5	Rodriguez, Eric - ETAMU	6	64-103-3	748	6	11.69
6	Vidlak, Sam - SFA	8	146-229-6	1671	13	11.45
7	Johnston, Abram - NW	7	76-142-7	821	6	10.80
8	Colson, EJ - UIW	7	151-216-4	1560	11	10.33
9	Hogan, Deuce - NichSt	7	119-196-5	1038	4	8.72
10	Weir, Jake - HCU	8	89-174-3	770	2	8.65

RUSH ATTEMPTS (Minimum 10 Rushing Attempts/Game)

#	Player	G	Att.	Yds	Avg.	TD	Lg	Avg/g
1	Edwards, Xai'Shaun - HCU	8	133	794	5.97	9	60	99.25
2	Wimbley, Jerrell - SFA	8	115	639	5.56	5	46	79.88
3	Spears, Jaylon - UIW	8	87	352	4.05	4	23	44.00
4	Brock Jr., Miequle - NichSt	8	87	389	4.47	1	30	48.63
5	Colson, EJ - UIW	7	80	251	3.14	3	30	35.86
6	Johnston, Abram - NW	7	70	206	2.94	2	29	29.43
7	Denney, Nathan - UTRGV	5	66	308	4.67	2	42	61.60
8	Hamm, Coleby - McN	6	60	284	4.73	1	20	47.33
9	Evans, Darryle - HCU	5	60	272	4.53	3	73	54.40
10	Lee, Shane - NichSt	5	51	330	6.47	2	75	66.00

RUSHING TDS (Minimum 10 Rushing Attempts/Game)

#	Player	G	Att.	Yds	Avg.	TD	Lg	Avg/g
1	Edwards, Xai'Shaun - HCU	8	133	794	5.97	9	60	99.25
2	Wimbley, Jerrell - SFA	8	115	639	5.56	5	46	79.88
3	Spears, Jaylon - UIW	8	87	352	4.05	4	23	44.00
4	Colson, EJ - UIW	7	80	251	3.14	3	30	35.86
5	Evans, Darryle - HCU	5	60	272	4.53	3	73	54.40
6	Johnston, Abram - NW	7	70	206	2.94	2	29	29.43
7	Lee, Shane - NichSt	5	51	330	6.47	2	75	66.00
8	Denney, Nathan - UTRGV	5	66	308	4.67	2	42	61.60
9	Brock Jr., Miequle - NichSt	8	87	389	4.47	1	30	48.63
10	Hamm, Coleby - McN	6	60	284	4.73	1	20	47.33

PASSING YARDS

#	Player	G	Comp-att-int	Yds	TD	Avg/g
1	Marburger, Eddie Lee - UTRGV	8	129-200-4	2020	22	252.50
2	Vidlak, Sam - SFA	8	146-229-6	1671	13	208.88
3	Colson, EJ - UIW	7	151-216-4	1560	11	222.86
4	Strong, Jake - McN	8	118-208-9	1441	8	180.13
5	Peace, Ron - ETAMU	5	84-150-3	1281	6	256.20
6	Camp, Carson - SL	8	81-120-4	1087	9	135.88
7	Hogan, Deuce - NichSt	7	119-196-5	1038	4	148.29
8	McCown, Aiden - Lamar	7	78-120-4	948	7	135.43
9	Johnston, Abram - NW	7	76-142-7	821	6	117.29
10	Weir, Jake - HCU	8	89-174-3	770	2	96.25

PASS ATTEMPTS

#	Player	G	Comp-att-int	Yds	TD	Avg/g
1	Vidlak, Sam - SFA	8	146-229-6	1671	13	208.88
2	Colson, EJ - UIW	7	151-216-4	1560	11	222.86
3	Strong, Jake - McN	8	118-208-9	1441	8	180.13
4	Marburger, Eddie Lee - UTRGV	8	129-200-4	2020	22	252.50
5	Hogan, Deuce - NichSt	7	119-196-5	1038	4	148.29
6	Weir, Jake - HCU	8	89-174-3	770	2	96.25
7	Peace, Ron - ETAMU	5	84-150-3	1281	6	256.20
8	Johnston, Abram - NW	7	76-142-7	821	6	117.29
9	Camp, Carson - SL	8	81-120-4	1087	9	135.88
10	McCown, Aiden - Lamar	7	78-120-4	948	7	135.43

PASS COMPLETIONS

#	Player	G	Comp-att-int	Yds	TD	Avg/g
1	Colson, EJ - UIW	7	151-216-4	1560	11	222.86
2	Vidlak, Sam - SFA	8	146-229-6	1671	13	208.88
3	Marburger, Eddie Lee - UTRGV	8	129-200-4	2020	22	252.50
4	Hogan, Deuce - NichSt	7	119-196-5	1038	4	148.29
5	Strong, Jake - McN	8	118-208-9	1441	8	180.13
6	Weir, Jake - HCU	8	89-174-3	770	2	96.25
7	Peace, Ron - ETAMU	5	84-150-3	1281	6	256.20
8	Camp, Carson - SL	8	81-120-4	1087	9	135.88
9	McCown, Aiden - Lamar	7	78-120-4	948	7	135.43
10	Johnston, Abram - NW	7	76-142-7	821	6	117.29

2025 INDIVIDUAL LEADERS

PASS YDS/ATT (Minimum 15 Total Passes/Game, Games Played Pct. 75%)

#	Player	G	Comp-att-int	Yds	TD	Avg/a
1	Marburger, Eddie Lee - UTRGV	8	129-200-4	2020	22	10.10
2	Camp, Carson - SL	8	81-120-4	1087	9	9.06
3	McCown, Aiden - Lamar	7	78-120-4	948	7	7.90
4	Vidlak, Sam - SFA	8	146-229-6	1671	13	7.30
5	Rodriguez, Eric - ETAMU	6	64-103-3	748	6	7.26
6	Colson, EJ - UIW	7	151-216-4	1560	11	7.22
7	Strong, Jake - McN	8	118-208-9	1441	8	6.93
8	Johnston, Abram - NW	7	76-142-7	821	6	5.78
9	Hogan, Deuce - NichSt	7	119-196-5	1038	4	5.30
10	Weir, Jake - HCU	8	89-174-3	770	2	4.43

PASS COMP. PCT (Minimum 15 Total Passes/Game, Games Played Pct. 75%)

#	Player	G	Comp-att-int	Yds	TD	Pct.
1	Colson, EJ - UIW	7	151-216-4	1560	11	69.91
2	Camp, Carson - SL	8	81-120-4	1087	9	67.50
3	McCown, Aiden - Lamar	7	78-120-4	948	7	65.00
4	Marburger, Eddie Lee - UTRGV	8	129-200-4	2020	22	64.50
5	Vidlak, Sam - SFA	8	146-229-6	1671	13	63.76
6	Rodriguez, Eric - ETAMU	6	64-103-3	748	6	62.14
7	Hogan, Deuce - NichSt	7	119-196-5	1038	4	60.71
8	Strong, Jake - McN	8	118-208-9	1441	8	56.73
9	Johnston, Abram - NW	7	76-142-7	821	6	53.52
10	Weir, Jake - HCU	8	89-174-3	770	2	51.15

RECEPTIONS/GAME (Minimum Games Played Pct. 75%)

#	Player	G	No.	Yds	TD	Lg	Yds/g	Rec/g
1	Walthall, Jalen - UIW	6	41	490	4	69	81.67	6.83
2	Diaz, Tony - UTRGV	8	47	614	6	71	76.75	5.88
3	Harris, Kylon - SFA	8	46	549	6	76	68.63	5.75
4	James, Chedon - UIW	7	39	411	3	38	58.71	5.57
5	Garcia, Jameson - UIW	8	40	546	3	75	68.25	5.00
6	Jourdain, Christian - ETAMU	8	38	486	2	46	60.75	4.75
7	Lorick, Josh - UIW	8	32	281	2	25	35.13	4.00
8	Fuselier, Kyndon - Lamar	8	31	313	4	31	39.13	3.88
9	Brock Jr., Miequle - NichSt	8	30	270	2	60	33.75	3.75
10	Matthews, Devin - ETAMU	7	26	536	5	59	76.57	3.71

RECEIVE YDS/GAME (Minimum Games Played Pct. 75%)

#	Player	G	No.	Yds	TD	Long	Avg/c	Yds/g
1	Noland, Xayvion - UTRGV	8	24	723	7	76	30.13	90.38
2	Walthall, Jalen - UIW	6	41	490	4	69	11.95	81.67
3	Diaz, Tony - UTRGV	8	47	614	6	71	13.06	76.75
4	Matthews, Devin - ETAMU	7	26	536	5	59	20.62	76.57
5	Harris, Kylon - SFA	8	46	549	6	76	11.93	68.63
6	Garcia, Jameson - UIW	8	40	546	3	75	13.65	68.25
7	Jourdain, Christian - ETAMU	8	38	486	2	46	12.79	60.75
8	Domingeaux, Jaylon - SL	8	29	473	6	45	16.31	59.13
9	James, Chedon - UIW	7	39	411	3	38	10.54	58.71
10	Wayland, Clayton - SFA	8	23	352	2	58	15.30	44.00

RECEPTIONS

#	Player	G	No.	Yds	TD	Long	Avg/c	Yds/g
1	Diaz, Tony - UTRGV	8	47	614	6	71	13.06	76.75
2	Harris, Kylon - SFA	8	46	549	6	76	11.93	68.63
3	Walthall, Jalen - UIW	6	41	490	4	69	11.95	81.67
4	Garcia, Jameson - UIW	8	40	546	3	75	13.65	68.25
5	James, Chedon - UIW	7	39	411	3	38	10.54	58.71
6	Jourdain, Christian - ETAMU	8	38	486	2	46	12.79	60.75
7	Lorick, Josh - UIW	8	32	281	2	25	8.78	35.13
8	Fuselier, Kyndon - Lamar	8	31	313	4	31	10.10	39.13
9	Brock Jr., Miequle - NichSt	8	30	270	2	60	9.00	33.75
10	Domingeaux, Jaylon - SL	8	29	473	6	45	16.31	59.13

PASSING TDS

#	Player	G	Comp-att-int	Yds	TD	Avg/g
1	Marburger, Eddie Lee - UTRGV	8	129-200-4	2020	22	252.50
2	Vidlak, Sam - SFA	8	146-229-6	1671	13	208.88
3	Colson, EJ - UIW	7	151-216-4	1560	11	222.86
4	Camp, Carson - SL	8	81-120-4	1087	9	135.88
5	Strong, Jake - McN	8	118-208-9	1441	8	180.13
6	McCown, Aiden - Lamar	7	78-120-4	948	7	135.43
7	Rodriguez, Eric - ETAMU	6	64-103-3	748	6	124.67
8	Lowe, Kyle - SL	8	48-73-2	638	6	79.75
9	Peace, Ron - ETAMU	5	84-150-3	1281	6	256.20
10	Johnston, Abram - NW	7	76-142-7	821	6	117.29

PASS INTERCEPTIONS

#	Player	G	Comp-att-int	Yds	TD	Avg/g
1	Strong, Jake - McN	8	118-208-9	1441	8	180.13
2	Johnston, Abram - NW	7	76-142-7	821	6	117.29
3	Vidlak, Sam - SFA	8	146-229-6	1671	13	208.88
4	Hogan, Deuce - NichSt	7	119-196-5	1038	4	148.29
5	Camp, Carson - SL	8	81-120-4	1087	9	135.88
6	Marburger, Eddie Lee - UTRGV	8	129-200-4	2020	22	252.50
7	McCown, Aiden - Lamar	7	78-120-4	948	7	135.43
8	Torres, Richard - UIW	4	66-95-4	618	1	154.50
9	Colson, EJ - UIW	7	151-216-4	1560	11	222.86
10	Rodriguez, Eric - ETAMU	6	64-103-3	748	6	124.67

RECEPTION TDS

#	Player	G	No.	Yds	TD	Long	Avg/c	Yds/g
1	Noland, Xayvion - UTRGV	8	24	723	7	76	30.13	90.38
2	Harris, Kylon - SFA	8	46	549	6	76	11.93	68.63
3	Domingeaux, Jaylon - SL	8	29	473	6	45	16.31	59.13
4	Diaz, Tony - UTRGV	8	47	614	6	71	13.06	76.75
5	Matthews, Devin - ETAMU	7	26	536	5	59	20.62	76.57
6	Smith Flores, Ismael - UTRGV	8	12	153	5	43	12.75	19.13
7	Walthall, Jalen - UIW	6	41	490	4	69	11.95	81.67
8	Harris, Jonathan - McN	8	19	222	4	57	11.68	27.75
9	Fuselier, Kyndon - Lamar	8	31	313	4	31	10.10	39.13
10	Garcia, Jameson - UIW	8	40	546	3	75	13.65	68.25

YARDS PER CATCH (Minimum 2 Receptions/Game, Games Played Pct. 75%)

#	Player	G	No.	Yds	TD	Long	Avg/c	Yds/g
1	Noland, Xayvion - UTRGV	8	24	723	7	76	30.13	90.38
2	Matthews, Devin - ETAMU	7	26	536	5	59	20.62	76.57
3	Thomas, Blake - Lamar	7	14	279	3	85	19.93	39.86
4	Domingeaux, Jaylon - SL	8	29	473	6	45	16.31	59.13
5	Mauldin, Logan - McN	8	16	259	2	52	16.19	32.38
6	Wayland, Clayton - SFA	8	23	352	2	58	15.30	44.00
7	Garcia, Jameson - UIW	8	40	546	3	75	13.65	68.25
8	Diaz, Tony - UTRGV	8	47	614	6	71	13.06	76.75
9	Jackson, Joshua - McN	8	20	258	0	55	12.90	32.25
10	Jourdain, Christian - ETAMU	8	38	486	2	46	12.79	60.75

RECEPTION YARDS

#	Player	G	No.	Yds	TD	Long	Avg/c	Yds/g
1	Noland, Xayvion - UTRGV	8	24	723	7	76	30.13	90.38
2	Diaz, Tony - UTRGV	8	47	614	6	71	13.06	76.75
3	Harris, Kylon - SFA	8	46	549	6	76	11.93	68.63
4	Garcia, Jameson - UIW	8	40	546	3	75	13.65	68.25
5	Matthews, Devin - ETAMU	7	26	536	5	59	20.62	76.57
6	Walthall, Jalen - UIW	6	41	490	4	69	11.95	81.67
7	Jourdain, Christian - ETAMU	8	38	486	2	46	12.79	60.75
8	Domingeaux, Jaylon - SL	8	29	473	6	45	16.31	59.13
9	James, Chedon - UIW	7	39	411	3	38	10.54	58.71
10	Wayland, Clayton - SFA	8	23	352	2	58	15.30	44.00

2025 INDIVIDUAL LEADERS

PUNTING (Minimum 3.6 Punts/Game, Games Played Pct. 75%)

#	Player	G	No.	Yds	Lg	120	50+	TB	Avg.
1	Wallace-Dilling, Nathaniel - UTRGV	8	32	1406	58	12	12	4	43.94
2	Pinton, Fabrizio - McN	8	32	1379	69	11	5	0	43.09
3	Young, Brady - HCU	8	41	1740	66	9	10	4	42.44
4	Pozzobon, Lachie - SFA	8	35	1444	53	13	4	0	41.26
5	Mehan, Ben - ETAMU	8	32	1301	52	7	2	1	40.66
6	Stallons, Mason - Lamar	8	33	1334	59	13	4	1	40.42
7	Shamburger, Ryan - UIW	8	37	1495	54	9	6	1	40.41
8	Harewood, Pharrell - NichSt	8	47	1892	67	12	10	1	40.26
9	Evans, Cooper - NW	8	37	1345	55	5	3	1	36.35

NUMBER OF PUNTS

#	Player	G	No.	Yds	Lg	120	50+	TB	Avg.
1	Harewood, Pharrell - NichSt	8	47	1892	67	12	10	1	40.26
2	Young, Brady - HCU	8	41	1740	66	9	10	4	42.44
3	Shamburger, Ryan - UIW	8	37	1495	54	9	6	1	40.41
4	Evans, Cooper - NW	8	37	1345	55	5	3	1	36.35
5	Pozzobon, Lachie - SFA	8	35	1444	53	13	4	0	41.26
6	Stallons, Mason - Lamar	8	33	1334	59	13	4	1	40.42
7	Pinton, Fabrizio - McN	8	32	1379	69	11	5	0	43.09
8	Wallace-Dilling, Nathaniel - UTRGV	8	32	1406	58	12	12	4	43.94
9	Mehan, Ben - ETAMU	8	32	1301	52	7	2	1	40.66
10	Mahler, Alec - SL	8	17	727	53	4	4	1	42.76

YARDS PUNTED

#	Player	G	No.	Yds	Lg	120	50+	TB	Avg.
1	Harewood, Pharrell - NichSt	8	47	1892	67	12	10	1	40.26
2	Young, Brady - HCU	8	41	1740	66	9	10	4	42.44
3	Shamburger, Ryan - UIW	8	37	1495	54	9	6	1	40.41
4	Pozzobon, Lachie - SFA	8	35	1444	53	13	4	0	41.26
5	Wallace-Dilling, Nathaniel - UTRGV	8	32	1406	58	12	12	4	43.94
6	Pinton, Fabrizio - McN	8	32	1379	69	11	5	0	43.09
7	Evans, Cooper - NW	8	37	1345	55	5	3	1	36.35
8	Stallons, Mason - Lamar	8	33	1334	59	13	4	1	40.42
9	Mehan, Ben - ETAMU	8	32	1301	52	7	2	1	40.66
10	Mahler, Alec - SL	8	17	727	53	4	4	1	42.76

PAT KICKING PCT (Minimum Games Played Pct. 75%)

#	Player	G	Made	Att.	Pct.
1	O'Neal, Troop - UTRGV	8	8	8	100.00
2	Showalter, Gabriel - NichSt	8	13	13	100.00
3	Garcia Rodriguez, Guillermo - SL	7	38	38	100.00
4	Woodard, Ben - Lamar	8	24	24	100.00
5	Weinrich, Charlie - HCU	8	17	17	100.00
6	Gardner, Brysen - UTRGV	8	35	35	100.00
7	Pinton, Fabrizio - McN	8	20	20	100.00
8	Evans, Cooper - NW	8	1	1	100.00
9	Alvarado, Carlos - SFA	7	30	31	96.77
10	Rigby, Ozlo - ETAMU	8	27	28	96.43

PAT KICKING ATTEMPTS

#	Player	G	Made	Att.	Pct.
1	Garcia Rodriguez, Guillermo - SL	7	38	38	100.00
2	Gardner, Brysen - UTRGV	8	35	35	100.00
3	Alvarado, Carlos - SFA	7	30	31	96.77
4	Rigby, Ozlo - ETAMU	8	27	28	96.43
5	Faris, Will - UIW	8	23	24	95.83
6	Woodard, Ben - Lamar	8	24	24	100.00
7	Pinton, Fabrizio - McN	8	20	20	100.00
8	Weinrich, Charlie - HCU	8	17	17	100.00
9	Showalter, Gabriel - NichSt	8	13	13	100.00
10	Lytton, Grayson - NW	5	9	10	90.00

PATS KICKS MADE

#	Player	G	Made	Att.	Pct.
1	Garcia Rodriguez, Guillermo - SL	7	38	38	100.00
2	Gardner, Brysen - UTRGV	8	35	35	100.00
3	Alvarado, Carlos - SFA	7	30	31	96.77
4	Rigby, Ozlo - ETAMU	8	27	28	96.43
5	Woodard, Ben - Lamar	8	24	24	100.00
6	Faris, Will - UIW	8	23	24	95.83
7	Pinton, Fabrizio - McN	8	20	20	100.00
8	Weinrich, Charlie - HCU	8	17	17	100.00
9	Showalter, Gabriel - NichSt	8	13	13	100.00
10	Lytton, Grayson - NW	5	9	10	90.00

FIELD GOALS (Minimum Games Played Pct. 75%)

#	Player	G	Made	Att.	Long	Pct.	FG/G.
1	Woodard, Ben - Lamar	8	11	13	57	84.62	1.38
2	Rigby, Ozlo - ETAMU	8	9	13	47	69.23	1.13
3	Faris, Will - UIW	8	9	10	57	90.00	1.13
4	Showalter, Gabriel - NichSt	8	8	10	45	80.00	1.00
5	Gardner, Brysen - UTRGV	8	8	10	49	80.00	1.00
6	Garcia Rodriguez, Guillermo - SL	7	5	9	37	55.56	0.71
7	Alvarado, Carlos - SFA	7	5	5	40	100.00	0.71
8	Pinton, Fabrizio - McN	8	5	6	47	83.33	0.63
9	Weinrich, Charlie - HCU	8	4	10	50	40.00	0.50
10	Evans, Cooper - NW	8	2	5	33	40.00	0.25

FIELD GOAL PCT (Minimum Games Played Pct. 75%)

#	Player	G	Made	Att.	Long	Pct.
1	Hand, Jacob - SFA	8	1	1	54	100.00
2	Alvarado, Carlos - SFA	7	5	5	40	100.00
3	Faris, Will - UIW	8	9	10	57	90.00
4	Woodard, Ben - Lamar	8	11	13	57	84.62
5	Pinton, Fabrizio - McN	8	5	6	47	83.33
6	Showalter, Gabriel - NichSt	8	8	10	45	80.00
7	Gardner, Brysen - UTRGV	8	8	10	49	80.00
8	Rigby, Ozlo - ETAMU	8	9	13	47	69.23
9	Garcia Rodriguez, Guillermo - SL	7	5	9	37	55.56
10	Evans, Cooper - NW	8	2	5	33	40.00

FIELD GOALS ATTEMPTED

#	Player	G	Made	Att.	Long	Pct.
1	Rigby, Ozlo - ETAMU	8	9	13	47	69.23
2	Woodard, Ben - Lamar	8	11	13	57	84.62
3	Faris, Will - UIW	8	9	10	57	90.00
4	Showalter, Gabriel - NichSt	8	8	10	45	80.00
5	Gardner, Brysen - UTRGV	8	8	10	49	80.00
6	Weinrich, Charlie - HCU	8	4	10	50	40.00
7	Garcia Rodriguez, Guillermo - SL	7	5	9	37	55.56
8	Pinton, Fabrizio - McN	8	5	6	47	83.33
9	Evans, Cooper - NW	8	2	5	33	40.00
10	Alvarado, Carlos - SFA	7	5	5	40	100.00

FIELD GOALS MADE

#	Player	G	Made	Att.	Long	Pct.
1	Woodard, Ben - Lamar	8	11	13	57	84.62
2	Rigby, Ozlo - ETAMU	8	9	13	47	69.23
3	Faris, Will - UIW	8	9	10	57	90.00
4	Showalter, Gabriel - NichSt	8	8	10	45	80.00
5	Gardner, Brysen - UTRGV	8	8	10	49	80.00
6	Garcia Rodriguez, Guillermo - SL	7	5	9	37	55.56
7	Pinton, Fabrizio - McN	8	5	6	47	83.33
8	Alvarado, Carlos - SFA	7	5	5	40	100.00
9	Weinrich, Charlie - HCU	8	4	10	50	40.00
10	Evans, Cooper - NW	8	2	5	33	40.00

2025 INDIVIDUAL LEADERS

PUNT RETURN AVG (Minimum Games Played Pct. 75%)

#	Player	G	No.	Yds	TD	Long	Avg/g
1	Harris, Kylon - SFA	8	4	89	1	65	22.25
2	Fuselier, Kyndon - Lamar	8	14	265	1	88	18.93
3	Mortimer, Bugs - SFA	7	18	313	2	66	17.39

PUNT RETURNS (Minimum 1.2 Punt Returns/Game)

#	Player	G	No.	Yds	TD	Long	Avg/g
1	Mortimer, Bugs - SFA	7	18	313	2	66	17.39
2	Joseph, Dkhai - SL	6	18	237	1	70	13.17
3	Fuselier, Kyndon - Lamar	8	14	265	1	88	18.93
4	Morton, Tyler - UIW	8	12	47	0	13	3.92
5	McCallister, Matthew - McN	8	10	84	0	30	8.40
6	Sweeny, Keilan - UTRGV	4	7	68	0	26	9.71
7	Lewis, Solo - NichSt	3	6	77	0	32	12.83

PUNT RETURN YARDS

#	Player	G	No.	Yds	TD	Long	Avg/g
1	Mortimer, Bugs - SFA	7	18	313	2	66	17.39
2	Fuselier, Kyndon - Lamar	8	14	265	1	88	18.93
3	Joseph, Dkhai - SL	6	18	237	1	70	13.17
4	Johnson, Nick - ETAMU	8	9	104	0	27	11.56
5	Harris, Kylon - SFA	8	4	89	1	65	22.25
6	McCallister, Matthew - McN	8	10	84	0	30	8.40
7	Prejean, Kentrell - SL	8	5	78	0	35	15.60
8	Lewis, Solo - NichSt	3	6	77	0	32	12.83
9	Sweeny, Keilan - UTRGV	4	7	68	0	26	9.71
10	Lorick, Josh - UIW	8	6	49	0	29	8.17

PUNT RETURN TDS

#	Player	G	No.	Yds	TD	Long	Avg/g
1	Mortimer, Bugs - SFA	7	18	313	2	66	17.39
2	Fuselier, Kyndon - Lamar	8	14	265	1	88	18.93
3	Harris, Kylon - SFA	8	4	89	1	65	22.25

INTERCEPTIONS (Minimum Games Played Pct. 75%)

#	Player	G	No.	Yds	TD	Long	Avg/g
1	Chappell, Tyran - HCU	8	4	82	1	82	0.50
2	Lee, Ethan - NichSt	7	3	13	0	13	0.43
3	Graham, Elijah - UTRGV	8	3	73	1	39	0.38
4	Pugh, Kristian - Lamar	8	2	0	0	0	0.25
5	Brinkley, Shoes - McN	8	2	-7	0	0	0.25
6	Conerly-Goodly, Ian - SL	8	2	33	1	33	0.25
7	Hudgens, Logic - UTRGV	8	2	-3	0	0	0.25
8	Marsh, Ty - NichSt	8	2	74	2	45	0.25
9	Gillespie, Javon - ETAMU	8	2	49	0	28	0.25
10	Ford, Khamron - SL	8	2	52	0	52	0.25

INTERCEPTION RET YARDS

#	Player	G	No.	Yds	TD	Long	Yds/i
1	Chappell, Tyran - HCU	8	4	82	1	82	20.50
2	Marsh, Ty - NichSt	8	2	74	2	45	37.00
3	Graham, Elijah - UTRGV	8	3	73	1	39	24.33
4	Ford, Khamron - SL	8	2	52	0	52	26.00
5	Prosser, Alijah - UTRGV	8	1	52	1	52	52.00
6	King, Jaden - HCU	5	1	50	1	50	50.00
7	Gillespie, Javon - ETAMU	8	2	49	0	28	24.50
8	Williams, Lavon - ETAMU	8	1	46	0	46	46.00
9	McGhee, Zayteak - HCU	8	1	39	0	39	39.00
10	Georges, Thio - HCU	8	2	38	0	24	19.00

KICK RETURN AVG (Minimum Games Played Pct. 75%)

#	Player	G	No.	Yds	TD	Long	Avg/g
1	Hayes, Brandon - SL	8	15	491	2	85	32.73
2	Edwards, Xai'Shaun - HCU	8	3	95	0	44	31.67
3	Hall, Antonio - NW	8	6	175	0	65	29.17

KICK RETURNS (Minimum 1.2 Total Kick Returns/Game)

#	Player	G	No.	Yds	TD	Long	Avg/g
1	McDowell, LaDamian - Lamar	8	16	407	0	53	25.44
2	Hayes, Brandon - SL	8	15	491	2	85	32.73
3	Finney, Braylon - HCU	8	15	276	0	27	18.40
4	Davis, Zay - NW	4	8	141	0	30	17.63

KICK RETURN YARDS

#	Player	G	No.	Yds	TD	Long	Avg/g
1	Hayes, Brandon - SL	8	15	491	2	85	32.73
2	McDowell, LaDamian - Lamar	8	16	407	0	53	25.44
3	Finney, Braylon - HCU	8	15	276	0	27	18.40
4	Hall, Antonio - NW	8	6	175	0	65	29.17
5	Reece, Randy - ETAMU	8	9	165	0	33	18.33
6	Noland, Xayvion - UTRGV	8	8	161	0	54	20.13
7	Davis, Zay - NW	4	8	141	0	30	17.63
8	Senegal, Kameran - McN	8	8	131	0	36	16.38
9	Reese, Richard - SFA	7	6	130	0	30	21.67
10	James, Chedon - UIW	7	6	120	0	33	20.00

KICK RETURN TDS

#	Player	G	No.	Yds	TD	Long	Avg/g
1	Hayes, Brandon - SL	8	15	491	2	85	32.73

INTERCEPTION RETURNS

#	Player	G	No.	Yds	TD	Long	Yds/i
1	Chappell, Tyran - HCU	8	4	82	1	82	20.50
2	Graham, Elijah - UTRGV	8	3	73	1	39	24.33
3	Lee, Ethan - NichSt	7	3	13	0	13	4.33
4	Hudgens, Logic - UTRGV	8	2	-3	0	0	-1.50
5	Conerly-Goodly, Ian - SL	8	2	33	1	33	16.50
6	Gillespie, Javon - ETAMU	8	2	49	0	28	24.50
7	Marsh, Ty - NichSt	8	2	74	2	45	37.00
8	Brinkley, Shoes - McN	8	2	-7	0	0	-3.50
9	Pugh, Kristian - Lamar	8	2	0	0	0	0.00
10	Ford, Khamron - SL	8	2	52	0	52	26.00

INTERCEPTION RETURN TDS

#	Player	G	No.	Yds	TD	Long	Yds/i
1	Marsh, Ty - NichSt	8	2	74	2	45	37.00
2	Williams, Declan - UIW	8	1	28	1	28	28.00
3	Prosser, Alijah - UTRGV	8	1	52	1	52	52.00
4	King, Jaden - HCU	5	1	50	1	50	50.00
5	Graham, Elijah - UTRGV	8	3	73	1	39	24.33
6	Chappell, Tyran - HCU	8	4	82	1	82	20.50
7	Conerly-Goodly, Ian - SL	8	2	33	1	33	16.50
8	Williams, Malachi - SFA	8	1	28	1	28	28.00
9	Dansby, Rodney - HCU	8	1	37	1	37	37.00

2025 INDIVIDUAL LEADERS

TACKLES (All positions) (Minimum Games Played Pct. 75%)

#	Player	G	Pos	Solo	Ast	Total	Avg/g
1	Southard, Jaydon - SFA	7	LB	36	48	84	12.00
2	Haygood, Jaiden - UTRGV	8	LB	26	46	72	9.00
3	Dalmado, Jake - NichSt	8	LB	34	36	70	8.75
4	Smith, Dune - UIW	8	LB	34	34	68	8.50
5	King, Koby-Sebasyen - ETAMU	8	LB	30	38	68	8.50
6	Reno, KK - SL	8	LB	31	36	67	8.38
7	Williams, Declan - UIW	8	LB	25	40	65	8.13
8	Shaheen, Hayden - NichSt	8	LB	26	38	64	8.00
9	Williams, Malachi - SFA	8	LB	28	35	63	7.88
10	Williams, Lavon - ETAMU	8	DB	30	32	62	7.75
11	Brinkley, Shoes - McN	8	DB	38	24	62	7.75
12	Washington, Fernando - NW	8	LB	30	31	61	7.63
13	Anderson, Kyree - ETAMU	8	DB	20	41	61	7.63
14	Lee, Ethan - NichSt	7	DB	27	26	53	7.57
15	Dansby, Rodney - HCU	8	LB	24	33	57	7.13
16	Rich, Spencer - UTRGV	8	LB	15	38	53	6.63
17	Zappe, Trent - HCU	8	LB	16	36	52	6.50
18	Pugh, Kristian - Lamar	8	DB	25	26	51	6.38
19	Cage, Kolbe - NW	8	S	30	20	50	6.25
20	Barrett, Landon - McN	7	LB	22	21	43	6.14
21	Sibley, Emauri - McN	8	LB	26	22	48	6.00
22	Faulkner, Brayden - Lamar	8	LB	8	38	46	5.75
23	Tisdell, AJ - UIW	8	DB	36	10	46	5.75
24	Miles, Kaleb - ETAMU	8	DB	31	14	45	5.63
25	McGhee, Zayteak - HCU	8	S	22	22	44	5.50
26	Marsh, Ty - NichSt	8	DB	17	26	43	5.38
27	Miller, C.J. - Lamar	8	LB	14	29	43	5.38
28	Stone, Kendrick - UIW	8	DB	27	16	43	5.38
29	Williams, Cinque - ETAMU	8	DB	28	13	41	5.13
30	Kordas, Matt - UIW	8	DB	21	19	40	5.00
31	Anokwuru, Clinton - NW	8	DE	21	18	39	4.88
32	Tally, Payton - NichSt	8	DB	21	18	39	4.88
33	Neal, TJ - UTRGV	8	DB	24	14	38	4.75
34	Johnson, Norey - HCU	8	S	22	15	37	4.63
35	Hamrick II, Ronnie - Lamar	8	DB	15	21	36	4.50
36	Sears, Danny - NW	8	LB	13	23	36	4.50
37	Hudgens, Logic - UTRGV	8	DB	17	19	36	4.50
38	Rogers, Anthony - NichSt	8	DB	16	19	35	4.38
39	Hargraves, Jermaine - McN	8	S	18	17	35	4.38
40	Omodia, Paul - Lamar	8	DB	18	17	35	4.38
41	Lathan, Je'Careon - NW	7	S	19	11	30	4.29
42	Thomas, Ky - SFA	7	DT	11	19	30	4.29
43	Kupu, Orion - ETAMU	8	DB	15	19	34	4.25
44	Villavaso, Alex - NichSt	8	DL	14	19	33	4.13
45	Edwards, Mason - McN	8	CB	19	13	32	4.00
46	Huff, Andrew - Lamar	8	DE	9	23	32	4.00
47	Jones, Jakyri - SL	8	DB	14	17	31	3.88
48	Ford, Khamron - SL	8	DB	18	13	31	3.88
49	Sullivan Jr., Laurence - NichSt	8	CB	15	16	31	3.88
50	Anderson, Jayven - HCU	8	S	17	13	30	3.75

SACKS (Minimum Games Played Pct. 75%)

#	Player	G	Pos	Solo	Ast	Total	Avg/g
1	Proctor, Kaleb - SL	8	DL	6	0	6	0.75
2	Thomas, Ky - SFA	7	DT	2	4	4	0.57
3	Randall, Joshua - SL	8	DE	4	1	4.5	0.56
4	King, Koby-Sebasyen - ETAMU	8	LB	4	1	4.5	0.56
5	Idusuyi II, Victor - SFA	8	DL	3	2	4	0.50
6	Anokwuru, Clinton - NW	8	DE	4	0	4	0.50
7	Huff, Andrew - Lamar	8	DE	2	3	3.5	0.44
8	Lewis, Masey - McN	8	DE	3	1	3.5	0.44
9	Beamon, De'kelvion - Lamar	7	CB	3	0	3	0.43
10	Box, Ian - UTRGV	8	DE	3	0	3	0.38

TACKLES FOR LOSS (Minimum 1.25 Total Tackles For Loss/Game, Games Played Pct. 75%)

#	Player	G	Pos	Solo	Ast	Total	Avg/g
1	King, Koby-Sebasyen - ETAMU	8	LB	8	6	11	1.38
2	Thomas, Ky - SFA	7	DT	5	8	9	1.29

FUMBLES FORCED (Minimum Games Played Pct. 75%)

#	Player	G	No.	Avg/g
1	Anderson, Kyree - ETAMU	8	3	0.38
2	Jackson III, Percy - UTRGV	7	2	0.29
3	Sullivan Jr., Laurence - NichSt	8	2	0.25
4	Patterson, Michael - SFA	8	2	0.25
5	Hamrick II, Ronnie - Lamar	8	2	0.25
6	Mathis, John - UIW	8	2	0.25
7	Davis, Javon - McN	8	2	0.25
8	Dalmado, Jake - NichSt	8	2	0.25
9	Williams, Malachi - SFA	8	2	0.25
10	Prosser, Alijah - UTRGV	8	2	0.25

FUMBLES RECOVERED (Minimum Games Played Pct. 75%)

#	Player	G	No.	Avg/g
1	Williams, Declan - UIW	8	3	0.38
2	Reed, Ke'Shawn - NW	7	2	0.29
3	Anderson, Kyree - ETAMU	8	2	0.25
4	Hamrick II, Ronnie - Lamar	8	2	0.25
5	Dalmado, Jake - NichSt	8	2	0.25
6	Graham, Elijah - UTRGV	8	2	0.25
7	Batiste, Patrick - UIW	6	1	0.17
8	Rinkin, Rahmaan - NW	6	1	0.17
9	Woods, Michael - SFA	7	1	0.14
10	Moore, Ty - NW	7	1	0.14

PASSES DEFENDED (Minimum Games Played Pct. 75%)

#	Player	G	Brup	Int.	Total	Avg/g
1	Mayo, Jalen - SFA	8	7	1	8	1.00
2	Johnson, Zach - SL	8	8	0	8	1.00
3	Gillespie, Javon - ETAMU	8	6	2	8	1.00
4	Chappell, Tyran - HCU	8	4	4	8	1.00
5	Omodia, Paul - Lamar	8	7	0	7	0.88
6	Pugh, Kristian - Lamar	8	4	2	6	0.75
7	Graham, Elijah - UTRGV	8	3	3	6	0.75
8	Pierce, Christian - UIW	8	6	0	6	0.75
9	Prosser, Alijah - UTRGV	8	5	1	6	0.75
10	Williams, Lavon - ETAMU	8	5	1	6	0.75

2025 TEAM HIGHS

POINTS	80	UTRGV vs Langston (09/13/2025)
POINTS SCORED KICKING	14	UTRGV vs Langston (09/13/2025)
TOUCHDOWNS	11	UTRGV vs Langston (09/13/2025)
TOTAL OFFENSE YARDS	804	UTRGV vs Langston (09/13/2025)
TOTAL OFFENSE PLAYS	92	SFA at East Texas A&M (10/25/2025)
TOTAL OFFENSE YARDS/PLAY	12.6	UTRGV vs Langston (09/13/2025)
RUSHING YARDS	515	UTRGV vs Langston (09/13/2025)
RUSHING ATTEMPTS	59	UIW vs Abilene Christian (09/27/2025)
YARDS PER RUSH	12.9	UTRGV vs Langston (09/13/2025)
RUSHING TDS	8	Houston Christian vs Ark. Baptist (08/28/2025)
LONGEST RUSH	79	McNeese vs Weber St. (09/13/2025)
PASSING YARDS	490	UTRGV vs Sul Ross St. (08/30/2025)
PASSING ATTEMPTS	51	East Texas A&M vs N.C. Central (09/27/2025)
PASSING TDS	6	UTRGV vs UIW (10/25/2025)
LONGEST PASS	85	Lamar University vs Nicholls (10/04/2025)
PASSES COMPLETED	35	UIW vs SFA (10/04/2025)
HAD INTERCEPTED	3	SFA at East Texas A&M (10/25/2025)
	3	Southeastern La. at Houston Christian (10/25/2025)
	3	UIW at Nicholls (08/23/2025)
PASS COMPLETION PCT	96.4	UTRGV vs Sul Ross St. (08/30/2025)
PASSING YARDS/ATTEMPT	17.5	UTRGV vs Sul Ross St. (08/30/2025)
YARDS PER CATCH	21.8	Northwestern St. vs Lamar University (10/25/2025)
FIELD GOAL ATTEMPTS	4	Northwestern St. vs East Texas A&M (10/04/2025)
	4	Houston Christian vs Northern Colo. (09/20/2025)
	4	Nicholls vs UIW (08/23/2025)
FIELD GOALS MADE	3	Lamar University vs UTRGV (10/18/2025)
	3	East Texas A&M vs Lamar University (10/11/2025)
	3	UIW vs SFA (10/04/2025)
	3	Houston Christian vs Northern Colo. (09/20/2025)
LONGEST FIELD GOAL	57	UIW vs East Texas A&M (10/18/2025)
	57	Lamar University vs UTRGV (10/18/2025)



2025 TEAM HIGHS

FIELD GOAL PCT	100.0	SFA at East Texas A&M (10/25/2025)
	100.0	Nicholls vs McNeese (10/25/2025)
	100.0	McNeese vs Houston Christian (10/18/2025)
	100.0	SFA vs Nicholls (10/18/2025)
	100.0	East Texas A&M at UIW (10/18/2025)
	100.0	UIW vs East Texas A&M (10/18/2025)
	100.0	Lamar University vs UTRGV (10/18/2025)
	100.0	East Texas A&M vs Lamar University (10/11/2025)
	100.0	UTRGV vs Houston Christian (10/04/2025)
	100.0	UIW vs SFA (10/04/2025)
	100.0	East Texas A&M at Northwestern St. (10/04/2025)
	100.0	SFA at UIW (10/04/2025)
	100.0	Southeastern La. at McNeese (10/04/2025)
	100.0	Nicholls at Lamar University (10/04/2025)
	100.0	Lamar University vs Nicholls (10/04/2025)
	100.0	SFA vs McNeese (09/27/2025)
	100.0	McNeese at SFA (09/27/2025)
	100.0	Southeastern La. vs UTRGV (09/27/2025)
	100.0	UTRGV at Southeastern La. (09/27/2025)
	100.0	UIW vs Abilene Christian (09/27/2025)
	100.0	Nicholls at Texas St. (09/20/2025)
	100.0	Southeastern La. at LSU (09/20/2025)
	100.0	Northwestern St. at Prairie View (09/20/2025)
	100.0	UIW at Northern Ariz. (09/20/2025)
	100.0	UTRGV vs Langston (09/13/2025)
	100.0	Lamar University at Texas Southern (09/13/2025)
	100.0	McNeese at Louisiana (09/06/2025)
	100.0	Lamar University vs South Dakota (09/06/2025)
	100.0	Nicholls vs West Ga. (09/06/2025)
	100.0	East Texas A&M at Florida St. (09/06/2025)
	100.0	Nicholls at Troy (08/30/2025)
	100.0	McNeese vs La. Christian (08/30/2025)
	100.0	UIW at Nicholls (08/23/2025)
PAT KICKS ATTEMPTED	11	UTRGV vs Langston (09/13/2025)
PAT KICKS MADE	11	UTRGV vs Langston (09/13/2025)

2025 TEAM HIGHS

PAT KICKS PCT	
	100.0 UTRGV vs UIW (10/25/2025)
	100.0 UIW at UTRGV (10/25/2025)
	100.0 SFA at East Texas A&M (10/25/2025)
	100.0 East Texas A&M vs SFA (10/25/2025)
	100.0 McNeese at Nicholls (10/25/2025)
	100.0 Nicholls vs McNeese (10/25/2025)
	100.0 Houston Christian vs Southeastern La. (10/25/2025)
	100.0 Southeastern La. at Houston Christian (10/25/2025)
	100.0 Northwestern St. vs Lamar University (10/25/2025)
	100.0 Lamar University at Northwestern St. (10/25/2025)
	100.0 McNeese vs Houston Christian (10/18/2025)
	100.0 Nicholls at SFA (10/18/2025)
	100.0 East Texas A&M at UIW (10/18/2025)
	100.0 UIW vs East Texas A&M (10/18/2025)
	100.0 Southeastern La. vs Northwestern St. (10/18/2025)
	100.0 Lamar University vs UTRGV (10/18/2025)
	100.0 UTRGV at Lamar University (10/18/2025)
	100.0 Lamar University at East Texas A&M (10/11/2025)
	100.0 East Texas A&M vs Lamar University (10/11/2025)
	100.0 Northwestern St. at Houston Christian (10/11/2025)
	100.0 UTRGV vs Houston Christian (10/04/2025)
	100.0 Houston Christian at UTRGV (10/04/2025)
	100.0 Northwestern St. vs East Texas A&M (10/04/2025)
	100.0 SFA at UIW (10/04/2025)
	100.0 Southeastern La. at McNeese (10/04/2025)
	100.0 Nicholls at Lamar University (10/04/2025)
	100.0 Lamar University vs Nicholls (10/04/2025)
	100.0 SFA vs McNeese (09/27/2025)
	100.0 McNeese at SFA (09/27/2025)
	100.0 Nicholls at Eastern Ky. (09/27/2025)
	100.0 Southeastern La. vs UTRGV (09/27/2025)
	100.0 UTRGV at Southeastern La. (09/27/2025)
	100.0 East Texas A&M vs N.C. Central (09/27/2025)
	100.0 Lamar University vs Central Ark. (09/27/2025)
	100.0 UIW vs Abilene Christian (09/27/2025)
	100.0 UTRGV vs Texas Wesleyan (09/20/2025)
	100.0 SFA vs Cal Poly (09/20/2025)
	100.0 Southeastern La. at LSU (09/20/2025)
	100.0 Northwestern St. at Prairie View (09/20/2025)
	100.0 Houston Christian vs Northern Colo. (09/20/2025)
	100.0 East Texas A&M at Grambling (09/20/2025)
	100.0 McNeese at Utah St. (09/20/2025)
	100.0 UTRGV vs Langston (09/13/2025)
	100.0 SFA vs Sul Ross St. (09/13/2025)
	100.0 McNeese vs Weber St. (09/13/2025)
	100.0 Lamar University at Texas Southern (09/13/2025)
	100.0 Southeastern La. vs Mississippi Val. (09/13/2025)
	100.0 UIW at UTSA (09/13/2025)
	100.0 Houston Christian at Nebraska (09/13/2025)
	100.0 SFA at Abilene Christian (09/06/2025)
	100.0 McNeese at Louisiana (09/06/2025)
	100.0 Southeastern La. at Murray St. (09/06/2025)
	100.0 Lamar University vs South Dakota (09/06/2025)
	100.0 UTRGV at Prairie View (09/06/2025)
	100.0 Nicholls vs West Ga. (09/06/2025)
	100.0 Houston Christian at Eastern Ky. (09/06/2025)

2025 TEAM HIGHS

2 POINTS PATS MADE	1	SFA vs Nicholls (10/18/2025)
	1	UIW vs SFA (10/04/2025)
PUNTS	10	Northwestern St. at Southeastern La. (10/18/2025)
LONGEST PUNT	74	Southeastern La. vs Northwestern St. (10/18/2025)
YARDS PUNTED	340	Houston Christian vs Northern Colo. (09/20/2025)
PUNTING AVG	56.5	Southeastern La. vs Northwestern St. (10/18/2025)
PUNT RETURNS	7	SFA vs Nicholls (10/18/2025)
PUNT RETURN YARDS	163	SFA vs Nicholls (10/18/2025)
PUNT RETURN AVG	32.3	Lamar University vs Central Ark. (09/27/2025)
LONGEST PUNT RETURN	88	Lamar University vs Nicholls (10/04/2025)
KICK RETURN	6	Lamar University vs Central Ark. (09/27/2025)
KICK RETURN YARDS	155	Southeastern La. at Houston Christian (10/25/2025)
KICK RETURN AVERAGE	83.0	Southeastern La. vs Northwestern St. (10/18/2025)
LONGEST KICK RETURN	85	Southeastern La. at Houston Christian (10/25/2025)
KICK RETURN TDS	1	Southeastern La. at Houston Christian (10/25/2025)
	1	Southeastern La. vs Northwestern St. (10/18/2025)
INTERCEPTIONS	3	East Texas A&M vs SFA (10/25/2025)
	3	Houston Christian vs Southeastern La. (10/25/2025)
	3	SFA vs Cal Poly (09/20/2025)
	3	UTRGV vs Langston (09/13/2025)
	3	Nicholls vs UIW (08/23/2025)
INTERCEPTION RETURN YARDS	119	Houston Christian vs Northern Colo. (09/20/2025)
INTERCEPTION RETURN AVERAGE	59.5	Houston Christian vs Northern Colo. (09/20/2025)
LONGEST INTERCEPTION RETURN	82	Houston Christian vs Northern Colo. (09/20/2025)
INTERCEPTION RETURN TDS	2	Houston Christian vs Northern Colo. (09/20/2025)
FUMBLES LOST	4	Houston Christian at Eastern Ky. (09/06/2025)
FUMBLES RECOVERED	3	UTRGV vs Texas Wesleyan (09/20/2025)
	3	SFA vs Sul Ross St. (09/13/2025)
SACKED BY OPP	6	Houston Christian at UTRGV (10/04/2025)
	6	UIW vs SFA (10/04/2025)
	6	McNeese at SFA (09/27/2025)
QB SACKS	9	UIW at UTRGV (10/25/2025)
	9	UIW vs Abilene Christian (09/27/2025)
TURNOVERS COMMITTED	5	UIW at Nicholls (08/23/2025)
TURNOVERS CAUSED	5	UTRGV vs Texas Wesleyan (09/20/2025)
	5	Nicholls vs UIW (08/23/2025)
KICKS BLOCKED	2	Northwestern St. at Southeastern La. (10/18/2025)
FIRST DOWNS	19	McNeese vs La. Christian (08/30/2025)
1ST DOWN RUSHING	20	McNeese vs La. Christian (08/30/2025)
	20	Houston Christian vs Ark. Baptist (08/28/2025)
1ST DOWN PASSING	19	UTRGV vs Sul Ross St. (08/30/2025)
1ST DOWN BY PENALTY	7	Lamar University at East Texas A&M (10/11/2025)
PENALTIES	14	Lamar University at North Texas (08/30/2025)
PENALTIES YARDS	115	UTRGV vs Langston (09/13/2025)

2025 TEAM HIGHS

POINTS	77	East Texas A&M at Florida St. (09/06/2025)
POINTS SCORED KICKING	12	East Texas A&M vs N.C. Central (09/27/2025)
	12	UIW at UTSA (09/13/2025)
	12	Northwestern St. at Minnesota (09/06/2025)
TOUCHDOWNS	11	East Texas A&M at Florida St. (09/06/2025)
TOTAL OFFENSE YARDS	729	East Texas A&M at Florida St. (09/06/2025)
TOTAL OFFENSE PLAYS	92	East Texas A&M vs SFA (10/25/2025)
TOTAL OFFENSE YARDS/PLAY	12.3	Northwestern St. at Cincinnati (09/13/2025)
RUSHING YARDS	361	East Texas A&M at Florida St. (09/06/2025)
RUSHING ATTEMPTS	63	Nicholls vs West Ga. (09/06/2025)
YARDS PER RUSH	9.3	Northwestern St. at Cincinnati (09/13/2025)
RUSHING TDS	5	Nicholls at Texas St. (09/20/2025)
	5	East Texas A&M at Florida St. (09/06/2025)
	5	Northwestern St. at Minnesota (09/06/2025)
LONGEST RUSH	75	Lamar University vs Nicholls (10/04/2025)
PASSING YARDS	440	UIW at UTRGV (10/25/2025)
PASSING ATTEMPTS	46	East Texas A&M vs SFA (10/25/2025)
	46	SFA at UIW (10/04/2025)
PASSING TDS	7	Northwestern St. at Cincinnati (09/13/2025)
LONGEST PASS	85	Nicholls at Lamar University (10/04/2025)
PASSES COMPLETED	35	SFA at UIW (10/04/2025)
	35	Southeastern La. at LSU (09/20/2025)
HAD INTERCEPTED	3	East Texas A&M vs SFA (10/25/2025)
	3	Houston Christian vs Southeastern La. (10/25/2025)
	3	SFA vs Cal Poly (09/20/2025)
	3	UTRGV vs Langston (09/13/2025)
	3	Nicholls vs UIW (08/23/2025)
PASS COMPLETION PCT	91.3	Northwestern St. at Cincinnati (09/13/2025)
PASSING YARDS/ATTEMPT	18.4	East Texas A&M at Florida St. (09/06/2025)
YARDS PER CATCH	23.0	East Texas A&M at Florida St. (09/06/2025)
FIELD GOAL ATTEMPTS	4	East Texas A&M at Northwestern St. (10/04/2025)
	4	Houston Christian vs Northern Colo. (09/20/2025)
	4	McNeese at Louisiana (09/06/2025)
	4	UIW at Nicholls (08/23/2025)
FIELD GOALS MADE	3	UTRGV at Lamar University (10/18/2025)
	3	Lamar University at East Texas A&M (10/11/2025)
	3	SFA at UIW (10/04/2025)
LONGEST FIELD GOAL	57	East Texas A&M at UIW (10/18/2025)
	57	UTRGV at Lamar University (10/18/2025)

2025 INDIVIDUAL HIGHS

INDIVIDUAL PLAYER GAME HIGHS

Points scored	
24	Xai'Shaun Edwards (Houston Christian) vs Ark. Baptist (08/28/2025)
18	Jake Strong (McNeese) vs Houston Christian (10/18/2025)
18	Jaylon Spears (UIW) vs East Texas A&M (10/18/2025)
18	Deantre Jackson (Southeastern La.) vs Northwestern St. (10/18/2025)
18	EJ Oakmon (East Texas A&M) at Northwestern St. (10/04/2025)
18	Jaylon Domingeaux (Southeastern La.) vs Mississippi Val. (09/13/2025)
18	Chedon James (UIW) at UTSA (09/13/2025)
18	Kyle Lowe (Southeastern La.) at Murray St. (09/06/2025)
18	Darryle Evans (Houston Christian) vs Ark. Baptist (08/28/2025)
Touchdowns	
4	Xai'Shaun Edwards (Houston Christian) vs Ark. Baptist (08/28/2025)
3	Jake Strong (McNeese) vs Houston Christian (10/18/2025)
3	Jaylon Spears (UIW) vs East Texas A&M (10/18/2025)
3	Deantre Jackson (Southeastern La.) vs Northwestern St. (10/18/2025)
3	EJ Oakmon (East Texas A&M) at Northwestern St. (10/04/2025)
3	Jaylon Domingeaux (Southeastern La.) vs Mississippi Val. (09/13/2025)
3	Chedon James (UIW) at UTSA (09/13/2025)
3	Kyle Lowe (Southeastern La.) at Murray St. (09/06/2025)
3	Darryle Evans (Houston Christian) vs Ark. Baptist (08/28/2025)
TD responsibility	
7	Eddie Lee Marburger (UTRGV) vs UIW (10/25/2025) [1r,6p]
Points scored kicking	
11	Ben Woodard (Lamar University) at Northwestern St. (10/25/2025) [2fg,5pat]
11	Ben Woodard (Lamar University) vs UTRGV (10/18/2025) [3fg,2pat]
11	Ozlo Rigby (East Texas A&M) vs Lamar University (10/11/2025) [3fg,2pat]
11	Charlie Weinrich (Houston Christian) vs Northern Colo. (09/20/2025) [3fg,2pat]
Total offense yards	
453	Eddie Lee Marburger (UTRGV) vs UIW (10/25/2025) [13r,440p]
424	Eddie Lee Marburger (UTRGV) vs Sul Ross St. (08/30/2025) [7r,417p]
Total offense plays	
59	EJ Colson (UIW) vs SFA (10/04/2025) [13r,46p]
58	EJ Colson (UIW) at UTRGV (10/25/2025) [13r,45p]
Total offense yards/play	
70	Tyler Day (UTRGV) vs Langston (09/13/2025) [70-1]
40	Broderick Taylor (UTRGV) vs Texas Wesleyan (09/20/2025) [80-2]
Rushing yards	
214	Xai'Shaun Edwards (Houston Christian) vs Northwestern St. (10/11/2025)
175	Xai'Shaun Edwards (Houston Christian) vs Ark. Baptist (08/28/2025)
Rushing attempts	
30	Xai'Shaun Edwards (Houston Christian) vs Northwestern St. (10/11/2025)
29	Jerrell Wimbley (SFA) vs McNeese (09/27/2025)
Yards per rush	
70	Tyler Day (UTRGV) vs Langston (09/13/2025) [70-1]
40	Broderick Taylor (UTRGV) vs Texas Wesleyan (09/20/2025) [80-2]
Rushing TDs	
4	Xai'Shaun Edwards (Houston Christian) vs Ark. Baptist (08/28/2025)
3	Jake Strong (McNeese) vs Houston Christian (10/18/2025)
3	Jaylon Spears (UIW) vs East Texas A&M (10/18/2025)
3	EJ Oakmon (East Texas A&M) at Northwestern St. (10/04/2025)
3	Kyle Lowe (Southeastern La.) at Murray St. (09/06/2025)
3	Darryle Evans (Houston Christian) vs Ark. Baptist (08/28/2025)
Longest rush	

2025 INDIVIDUAL HIGHS

79	Tre'Vonte Citizen (McNeese) vs Weber St. (09/13/2025)
78	Broderick Taylor (UTRGV) vs Texas Wesleyan (09/20/2025)
Passing yards	
440	Eddie Lee Marburger (UTRGV) vs UIW (10/25/2025)
417	Eddie Lee Marburger (UTRGV) vs Sul Ross St. (08/30/2025)
Passing attempts	
46	Sam Vidlak (SFA) at East Texas A&M (10/25/2025)
46	Ej Colson (UIW) vs SFA (10/04/2025)
Passing TDs	
6	Eddie Lee Marburger (UTRGV) vs UIW (10/25/2025)
5	Eddie Lee Marburger (UTRGV) vs Sul Ross St. (08/30/2025)
Longest pass	
85	Aiden McCown (Lamar University) vs Nicholls (10/04/2025)
78	Abram Johnston (Northwestern St.) vs Lamar University (10/25/2025)
Passes completed	
35	Ej Colson (UIW) vs SFA (10/04/2025)
30	Sam Vidlak (SFA) at East Texas A&M (10/25/2025)
Had intercepted	
3	Sam Vidlak (SFA) at East Texas A&M (10/25/2025)
3	Richard Torres (UIW) at Nicholls (08/23/2025)
Pass completion pct	
100	Aidan Jakobsohn (UTRGV) vs UIW (10/25/2025) [1-1]
100	Lucas Powell (Lamar University) at Northwestern St. (10/25/2025) [2-2]
100	Gavin Rutherford (SFA) vs Nicholls (10/18/2025) [3-3]
100	Richard Torres (UIW) at Northern Ariz. (09/20/2025) [2-2]
100	Gavin Rutherford (SFA) vs Sul Ross St. (09/13/2025) [3-3]
100	Kyle Lowe (Southeastern La.) vs Mississippi Val. (09/13/2025) [8-8]
100	Gavin Rutherford (SFA) at Abilene Christian (09/06/2025) [1-1]
100	Atzel Chavez Jr. (UTRGV) vs Sul Ross St. (08/30/2025) [1-1]
100	Aidan Jakobsohn (UTRGV) vs Sul Ross St. (08/30/2025) [7-7]
100	Ej Colson (UIW) at Nicholls (08/23/2025) [1-1]
Pass yards/attempt	
24.7	Gavin Rutherford (SFA) vs Sul Ross St. (09/13/2025) [74-3]
20.9	Eddie Lee Marburger (UTRGV) vs Sul Ross St. (08/30/2025) [417-20]
Pass yards/catch	
24.7	Gavin Rutherford (SFA) vs Sul Ross St. (09/13/2025) [74-3]
21.9	Eddie Lee Marburger (UTRGV) vs Sul Ross St. (08/30/2025) [417-19]
Receiving yards	
220	Jalen Walthall (UIW) at UTRGV (10/25/2025)
184	Xayvion Noland (UTRGV) vs Sul Ross St. (08/30/2025)
Receptions	
17	Tony Diaz (UTRGV) vs UIW (10/25/2025)
16	Kylon Harris (SFA) at East Texas A&M (10/25/2025)
Yards per catch	
95	Miequle Brock Jr. (Nicholls) at Troy (08/30/2025) [6-87]
89	Kylon Harris (SFA) at East Texas A&M (10/25/2025) [16-183]
Receiving TDs	
3	Jaylon Domingeaux (Southeastern La.) vs Mississippi Val. (09/13/2025)
3	Chedon James (UIW) at UTSA (09/13/2025)
Longest reception	
85	Blake Thomas (Lamar University) vs Nicholls (10/04/2025)
78	Brendan Webb (Northwestern St.) vs Lamar University (10/25/2025)
Field goal attempts	
4	Charlie Weinrich (Houston Christian) vs Northern Colo. (09/20/2025)
4	Gabriel Showalter (Nicholls) vs UIW (08/23/2025)

2025 INDIVIDUAL HIGHS

Field goals made	
3	Ben Woodard (Lamar University) vs UTRGV (10/18/2025)
3	Ozlo Rigby (East Texas A&M) vs Lamar University (10/11/2025)
3	Will Faris (UIW) vs SFA (10/04/2025)
3	Charlie Weinrich (Houston Christian) vs Northern Colo. (09/20/2025)
Longest field goal	
57	Will Faris (UIW) vs East Texas A&M (10/18/2025)
57	Ben Woodard (Lamar University) vs UTRGV (10/18/2025)
Field goal pct	
100	Carlos Alvarado (SFA) at East Texas A&M (10/25/2025) [1-1]
100	Gabriel Showalter (Nicholls) vs McNeese (10/25/2025) [1-1]
100	Carlos Alvarado (SFA) vs Nicholls (10/18/2025) [1-1]
100	Jacob Hand (SFA) vs Nicholls (10/18/2025) [1-1]
100	Fabrizio Pinton (McNeese) vs Houston Christian (10/18/2025) [2-2]
100	Will Faris (UIW) vs East Texas A&M (10/18/2025) [1-1]
100	Ozlo Rigby (East Texas A&M) at UIW (10/18/2025) [1-1]
100	Ben Woodard (Lamar University) vs UTRGV (10/18/2025) [3-3]
100	Ozlo Rigby (East Texas A&M) vs Lamar University (10/11/2025) [3-3]
100	Brysen Gardner (UTRGV) vs Houston Christian (10/04/2025) [2-2]
100	Guillermo Garcia Rodriguez (Southeastern La.) at McNeese (10/04/2025) [1-1]
100	Ozlo Rigby (East Texas A&M) at Northwestern St. (10/04/2025) [2-2]
100	Carlos Alvarado (SFA) at UIW (10/04/2025) [1-1]
100	Will Faris (UIW) vs SFA (10/04/2025) [3-3]
100	Gabriel Showalter (Nicholls) at Lamar University (10/04/2025) [1-1]
100	Ben Woodard (Lamar University) vs Nicholls (10/04/2025) [1-1]
100	Fabrizio Pinton (McNeese) at SFA (09/27/2025) [1-1]
100	Carlos Alvarado (SFA) vs McNeese (09/27/2025) [2-2]
100	Guillermo Garcia Rodriguez (Southeastern La.) vs UTRGV (09/27/2025) [1-1]
100	Brysen Gardner (UTRGV) at Southeastern La. (09/27/2025) [1-1]
100	Will Faris (UIW) vs Abilene Christian (09/27/2025) [1-1]
100	Gabriel Showalter (Nicholls) at Texas St. (09/20/2025) [1-1]
100	Guillermo Garcia Rodriguez (Southeastern La.) at LSU (09/20/2025) [1-1]
100	Grayson Lytton (Northwestern St.) at Prairie View (09/20/2025) [1-1]
100	Will Faris (UIW) at Northern Ariz. (09/20/2025) [1-1]
100	Brysen Gardner (UTRGV) vs Langston (09/13/2025) [1-1]
100	Ben Woodard (Lamar University) at Texas Southern (09/13/2025) [1-1]
100	Fabrizio Pinton (McNeese) at Louisiana (09/06/2025) [1-1]
100	Ben Woodard (Lamar University) vs South Dakota (09/06/2025) [2-2]
100	Gabriel Showalter (Nicholls) vs West Ga. (09/06/2025) [1-1]
100	Ozlo Rigby (East Texas A&M) at Florida St. (09/06/2025) [1-1]
100	Brysen Gardner (UTRGV) vs Sul Ross St. (08/30/2025) [1-1]
100	Fabrizio Pinton (McNeese) vs La. Christian (08/30/2025) [1-1]
100	Gabriel Showalter (Nicholls) at Troy (08/30/2025) [2-2]
100	Will Faris (UIW) at Nicholls (08/23/2025) [2-2]
PAT kicks attempted	
9	Carlos Alvarado (SFA) vs Sul Ross St. (09/13/2025)
9	Charlie Weinrich (Houston Christian) vs Ark. Baptist (08/28/2025)
PAT kicks made	
9	Carlos Alvarado (SFA) vs Sul Ross St. (09/13/2025)
9	Charlie Weinrich (Houston Christian) vs Ark. Baptist (08/28/2025)
PAT kicks pct	
100	Brysen Gardner (UTRGV) vs UIW (10/25/2025) [8-8]
100	Will Faris (UIW) at UTRGV (10/25/2025) [4-4]
100	Ozlo Rigby (East Texas A&M) vs SFA (10/25/2025) [3-3]
100	Carlos Alvarado (SFA) at East Texas A&M (10/25/2025) [4-4]
100	Gabriel Showalter (Nicholls) vs McNeese (10/25/2025) [4-4]

2025 INDIVIDUAL HIGHS

- 100 Fabrizio Pinton (McNeese) at Nicholls (10/25/2025) [1-1]
- 100 Charlie Weinrich (Houston Christian) vs Southeastern La. (10/25/2025) [2-2]
- 100 Ben Woodard (Lamar University) at Northwestern St. (10/25/2025) [5-5]
- 100 Grayson Lytton (Northwestern St.) vs Lamar University (10/25/2025) [2-2]
- 100 Guillermo Garcia Rodriguez (Southeastern La.) at Houston Christian (10/25/2025) [5-5]
- 100 Fabrizio Pinton (McNeese) vs Houston Christian (10/18/2025) [3-3]
- 100 Gabriel Showalter (Nicholls) at SFA (10/18/2025) [1-1]
- 100 Will Faris (UIW) vs East Texas A&M (10/18/2025) [6-6]
- 100 Ozlo Rigby (East Texas A&M) at UIW (10/18/2025) [7-7]
- 100 Guillermo Garcia Rodriguez (Southeastern La.) vs Northwestern St. (10/18/2025) [7-7]
- 100 Brysen Gardner (UTRGV) at Lamar University (10/18/2025) [3-3]
- 100 Ben Woodard (Lamar University) vs UTRGV (10/18/2025) [2-2]
- 100 Ozlo Rigby (East Texas A&M) vs Lamar University (10/11/2025) [2-2]
- 100 Charlie Weinrich (Houston Christian) vs Northwestern St. (10/11/2025) [1-1]
- 100 Ben Woodard (Lamar University) at East Texas A&M (10/11/2025) [3-3]
- 100 Grayson Lytton (Northwestern St.) at Houston Christian (10/11/2025) [2-2]
- 100 Charlie Weinrich (Houston Christian) at UTRGV (10/04/2025) [1-1]
- 100 Brysen Gardner (UTRGV) vs Houston Christian (10/04/2025) [3-3]
- 100 Carlos Alvarado (SFA) at UIW (10/04/2025) [4-4]
- 100 Cooper Evans (Northwestern St.) vs East Texas A&M (10/04/2025) [1-1]
- 100 Guillermo Garcia Rodriguez (Southeastern La.) at McNeese (10/04/2025) [5-5]
- 100 Ben Woodard (Lamar University) vs Nicholls (10/04/2025) [3-3]
- 100 Gabriel Showalter (Nicholls) at Lamar University (10/04/2025) [2-2]
- 100 Fabrizio Pinton (McNeese) at SFA (09/27/2025) [2-2]
- 100 Carlos Alvarado (SFA) vs McNeese (09/27/2025) [4-4]
- 100 Will Faris (UIW) vs Abilene Christian (09/27/2025) [5-5]
- 100 Guillermo Garcia Rodriguez (Southeastern La.) vs UTRGV (09/27/2025) [6-6]
- 100 Brysen Gardner (UTRGV) at Southeastern La. (09/27/2025) [4-4]
- 100 Gabriel Showalter (Nicholls) at Eastern Ky. (09/27/2025) [1-1]
- 100 Ben Woodard (Lamar University) vs Central Ark. (09/27/2025) [5-5]
- 100 Ozlo Rigby (East Texas A&M) vs N.C. Central (09/27/2025) [6-6]
- 100 Brysen Gardner (UTRGV) vs Texas Wesleyan (09/20/2025) [6-6]
- 100 Carlos Alvarado (SFA) vs Cal Poly (09/20/2025) [5-5]
- 100 Troop O'Neal (UTRGV) vs Texas Wesleyan (09/20/2025) [2-2]
- 100 Guillermo Garcia Rodriguez (Southeastern La.) at LSU (09/20/2025) [1-1]
- 100 Charlie Weinrich (Houston Christian) vs Northern Colo. (09/20/2025) [2-2]
- 100 Fabrizio Pinton (McNeese) at Utah St. (09/20/2025) [1-1]
- 100 Ozlo Rigby (East Texas A&M) at Grambling (09/20/2025) [4-4]
- 100 Grayson Lytton (Northwestern St.) at Prairie View (09/20/2025) [3-3]
- 100 JJ Contreras (UTRGV) vs Langston (09/13/2025) [4-4]
- 100 Troop O'Neal (UTRGV) vs Langston (09/13/2025) [4-4]
- 100 Brysen Gardner (UTRGV) vs Langston (09/13/2025) [3-3]
- 100 Carlos Alvarado (SFA) vs Sul Ross St. (09/13/2025) [9-9]
- 100 Guillermo Garcia Rodriguez (Southeastern La.) vs Mississippi Val. (09/13/2025) [8-8]
- 100 Ben Woodard (Lamar University) at Texas Southern (09/13/2025) [4-4]
- 100 Fabrizio Pinton (McNeese) vs Weber St. (09/13/2025) [5-5]
- 100 Will Faris (UIW) at UTSA (09/13/2025) [2-2]
- 100 Charlie Weinrich (Houston Christian) at Nebraska (09/13/2025) [1-1]
- 100 Fabrizio Pinton (McNeese) at Louisiana (09/06/2025) [1-1]
- 100 Carlos Alvarado (SFA) at Abilene Christian (09/06/2025) [2-2]
- 100 Guillermo Garcia Rodriguez (Southeastern La.) at Murray St. (09/06/2025) [6-6]
- 100 Gabriel Showalter (Nicholls) vs West Ga. (09/06/2025) [1-1]
- 100 Ben Woodard (Lamar University) vs South Dakota (09/06/2025) [2-2]
- 100 Brysen Gardner (UTRGV) at Prairie View (09/06/2025) [3-3]
- 100 Charlie Weinrich (Houston Christian) at Eastern Ky. (09/06/2025) [1-1]
- 100 Will Faris (UIW) vs Eastern Wash. (08/30/2025) [4-4]
- 100 Ozlo Rigby (East Texas A&M) at SMU (08/20/2025) [1-1]

2025 INDIVIDUAL HIGHS

100	JJ Contreras (UTRGV) vs Sul Ross St. (08/30/2025) [2-2]
100	Troop O'Neal (UTRGV) vs Sul Ross St. (08/30/2025) [2-2]
100	Brysen Gardner (UTRGV) vs Sul Ross St. (08/30/2025) [5-5]
100	Fabrizio Pinton (McNeese) vs La. Christian (08/30/2025) [7-7]
100	Gabriel Showalter (Nicholls) at Troy (08/30/2025) [2-2]
100	Charlie Weinrich (Houston Christian) vs Ark. Baptist (08/28/2025) [9-9]
100	Gabriel Showalter (Nicholls) vs UIW (08/23/2025) [2-2]
Punts	
9	Pharrell Harewood (Nicholls) at SFA (10/18/2025)
9	Cooper Evans (Northwestern St.) at Cincinnati (09/13/2025)
Yards punted	
340	Brady Young (Houston Christian) vs Northern Colo. (09/20/2025) [8-340]
333	Lachie Pozzobon (SFA) at Houston (08/28/2025) [8-333]
Longest punt	
74	Jack Hunter (Southeastern La.) vs Northwestern St. (10/18/2025)
Punting avg	
56.5	Jack Hunter (Southeastern La.) vs Northwestern St. (10/18/2025) [113-2]
Punt returns	
6	Bugs Mortimer (SFA) vs Nicholls (10/18/2025)
5	Dkhai Joseph (Southeastern La.) at Houston Christian (10/25/2025)
Punt return yards	
159	Bugs Mortimer (SFA) vs Nicholls (10/18/2025)
104	Kyndon Fuselier (Lamar University) vs Nicholls (10/04/2025)
Longest punt return	
88	Kyndon Fuselier (Lamar University) vs Nicholls (10/04/2025)
70	Dkhai Joseph (Southeastern La.) vs Mississippi Val. (09/13/2025)
Punt return avg	
44.5	Dkhai Joseph (Southeastern La.) vs Mississippi Val. (09/13/2025) [89-2]
35	Kentrell Prejean (Southeastern La.) at Murray St. (09/06/2025) [35-1]
Kick returns	
5	Xayvion Noland (UTRGV) at Southeastern La. (09/27/2025)
5	Braylon Finney (Houston Christian) at Eastern Ky. (09/06/2025)
Kick return yards	
155	Brandon Hayes (Southeastern La.) at Houston Christian (10/25/2025)
104	Braylon Finney (Houston Christian) at Eastern Ky. (09/06/2025)
Kick return avg	
83	Brandon Hayes (Southeastern La.) vs Northwestern St. (10/18/2025) [83-1]
54	Xayvion Noland (UTRGV) at Prairie View (09/06/2025) [54-1]
Longest kick return	
85	Brandon Hayes (Southeastern La.) at Houston Christian (10/25/2025)
83	Brandon Hayes (Southeastern La.) vs Northwestern St. (10/18/2025)
Kick return TDs	
1	Brandon Hayes (Southeastern La.) at Houston Christian (10/25/2025)
1	Brandon Hayes (Southeastern La.) vs Northwestern St. (10/18/2025)
Combined PR/KR yards	
159	Bugs Mortimer (SFA) vs Nicholls (10/18/2025) [159pr,0kr]
155	Brandon Hayes (Southeastern La.) at Houston Christian (10/25/2025) [0pr,155kr]
Interceptions	
2	Javon Gillespie (East Texas A&M) vs SFA (10/25/2025)
2	Elijah Graham (UTRGV) vs Langston (09/13/2025)
Interception return yds	
82	Tyran Chappell (Houston Christian) vs Northern Colo. (09/20/2025)
65	Elijah Graham (UTRGV) vs Langston (09/13/2025)
Interception return avg	

2025 INDIVIDUAL HIGHS

82	Tyran Chappell (Houston Christian) vs Northern Colo. (09/20/2025) [82-1]
52	Alijah Prosser (UTRGV) vs Texas Wesleyan (09/20/2025) [52-1]
52	Khamron Ford (Southeastern La.) at Murray St. (09/06/2025) [52-1]
Longest interception rtn	
82	Tyran Chappell (Houston Christian) vs Northern Colo. (09/20/2025)
52	Alijah Prosser (UTRGV) vs Texas Wesleyan (09/20/2025)
52	Khamron Ford (Southeastern La.) at Murray St. (09/06/2025)
All-purpose yards	
223	Jalen Walthall (UIW) at UTRGV (10/25/2025)
219	Xai'Shaun Edwards (Houston Christian) vs Northwestern St. (10/11/2025)
Tackles	
18	Rodney Dansby (Houston Christian) vs Northern Colo. (09/20/2025) [7-11]
Sacks	
2.5	Victor Idusuyi II (SFA) at UIW (10/04/2025) [1-2]
2	De'kelvion Beamon (Lamar University) at Northwestern St. (10/25/2025) [0-2]
2	Clinton Anokwuru (Northwestern St.) vs Lamar University (10/25/2025) [0-2]
2	John Mathis (UIW) vs East Texas A&M (10/18/2025) [0-2]
2	Ian Box (UTRGV) vs Houston Christian (10/04/2025) [0-2]
2	Abdon Mata (UTRGV) vs Houston Christian (10/04/2025) [0-2]
2	Masey Lewis (McNeese) at SFA (09/27/2025) [0-2]
2	Kaleb Proctor (Southeastern La.) at LSU (09/20/2025) [0-2]
2	Joe Mason (Nicholls) vs UIW (08/23/2025) [0-2]
Tackles for loss	
3.5	Kyree Anderson (East Texas A&M) at Northwestern St. (10/04/2025) [3-1]
3	Jaydon Southard (SFA) at UIW (10/04/2025) [2-2]
3	Kaleb Proctor (Southeastern La.) at LSU (09/20/2025) [3-0]
3	Phillip Bradford (McNeese) vs La. Christian (08/30/2025) [3-0]

ACTIVE INDIVIDUAL LEADERS

RUSHING (Minimum Games Played Pct. 75%, 10 Rushing Attempts/Game)

#	Player	G	Att.	Yds	Avg.	TD	Lg	Avg/g
1	Wimbley, Jerrell - SFA	39	422	2280	5.40	19	64	58.46

PASSING AVG/GAME (Minimum Games Played Pct. 75%)

#	Player	G	Comp-att-int	Yds	TD	Avg/g
1	Coleman, Robert - Lamar	26	330-586-18	4039	32	155.35
2	McCown, Aiden - Lamar	7	78-120-4	948	7	135.43
3	Weir, Jake - HCU	8	89-174-3	770	2	96.25
4	Rutherford, Gavin - SFA	17	89-142-3	996	6	58.59
5	Dumas, Justin - SL	46	1-1-0	22	0	0.48
6	Lorick, Josh - UIW	22	1-2-1	4	1	0.18
7	Proctor, Jaden - ETAMU	35	1-1-0	5	0	0.14
8	Nabors, Jordan - SFA	37	1-2-0	-6	0	-0.16

PASS EFFICIENCY (Minimum Games Played Pct. 75%, 15 Total Passes/Game)

#	Player	G	Comp-att-int	Yds	TD	Eff.
1	McCown, Aiden - Lamar	7	78-120-4	948	7	143.94
2	Coleman, Robert - Lamar	26	330-586-18	4039	32	126.09
3	Weir, Jake - HCU	8	89-174-3	770	2	88.67

RECEPTIONS/GAME (Minimum Games Played Pct. 75%)

#	Player	G	No.	Yds	TD	Lg	Yds/g	Rec/g
1	Diaz, Tony - UTRGV	8	47	614	6	71	76.75	5.88
2	Harris, Kylon - SFA	35	196	2325	24	76	66.43	5.60
3	James, Chedon - UIW	33	171	1744	12	65	52.85	5.18
4	Walthall, Jalen - UIW	36	163	2238	20	71	62.17	4.53
5	Lorick, Josh - UIW	22	81	801	2	30	36.41	3.68
6	Brock Jr., Miequle - NichSt	17	57	483	4	80	28.41	3.35
7	Odidi, Paul - ETAMU	7	22	256	2	37	36.57	3.14
8	Noland, Xayvion - UTRGV	8	24	723	7	76	90.38	3.00
9	Proctor, Jaden - ETAMU	35	95	994	4	48	28.40	2.71
10	Domingeaux, Jaylon - SL	31	83	1128	9	45	36.39	2.68

RECEIVE YDS/GAME (Minimum Games Played Pct. 75%)

#	Player	G	No.	Yds	TD	Long	Avg/c	Yds/g
1	Noland, Xayvion - UTRGV	8	24	723	7	76	30.13	90.38
2	Diaz, Tony - UTRGV	8	47	614	6	71	13.06	76.75
3	Harris, Kylon - SFA	35	196	2325	24	76	11.86	66.43
4	Walthall, Jalen - UIW	36	163	2238	20	71	13.73	62.17
5	James, Chedon - UIW	33	171	1744	12	65	10.20	52.85
6	Thomas, Blake - Lamar	7	14	279	3	85	19.93	39.86
7	Odidi, Paul - ETAMU	7	22	256	2	37	11.64	36.57
8	Lorick, Josh - UIW	22	81	801	2	30	9.89	36.41
9	Domingeaux, Jaylon - SL	31	83	1128	9	45	13.59	36.39
10	Wayland, Clayton - SFA	17	36	556	5	58	15.44	32.71

TOTAL OFFENSE (Minimum Games Played Pct. 75%)

#	Player	G	Rush	Pass	Plays	Total	Yds/g
1	Coleman, Robert - Lamar	26	419	4039	790	4458	171.46
2	McCown, Aiden - Lamar	7	159	948	166	1107	158.14
3	Weir, Jake - HCU	8	-95	770	205	675	84.38
4	Rutherford, Gavin - SFA	17	107	996	204	1103	64.88
5	Wimbley, Jerrell - SFA	39	2280	0	422	2280	58.46
6	Brock Jr., Miequle - NichSt	17	868	0	162	868	51.06
7	Smith Jr., Calvin - SL	8	324	0	60	324	40.50
8	Strong, Bryce - McN	15	600	0	88	600	40.00
9	Reese, Richard - SFA	43	1684	0	356	1684	39.16
10	Spears, Jaylon - UIW	32	1195	0	231	1195	37.34

SCORING (Minimum Games Played Pct. 75%)

#	Player	G	TD	FG	XPT	2XP	Pts	Pts/g
1	Garcia Rodriguez, Guillermo - SL	46	0	41	120	0	243	5.28
2	Noland, Xayvion - UTRGV	8	7	0	0	0	42	5.25
3	Showalter, Gabriel - NichSt	18	0	17	36	0	87	4.83
4	Diaz, Tony - UTRGV	8	6	0	0	0	36	4.50
5	Harris, Kylon - SFA	35	25	0	0	0	152	4.34
6	Dement, TJ - UTRGV	8	5	0	0	0	30	3.75
7	Woodard, Ben - Lamar	27	0	19	44	0	101	3.74
8	Jackson, Deantre - SL	15	9	0	0	0	54	3.60
9	Walthall, Jalen - UIW	36	20	0	0	0	120	3.33
10	Wimbley, Jerrell - SFA	39	21	0	0	0	126	3.23

SCORING (TDs) (Minimum Games Played Pct. 75%, 1 Touchdowns)

#	Player	G	Run	Rec	Ret	Pts	Avg/g
1	Noland, Xayvion - UTRGV	8	0	7	0	42	5.25
2	Diaz, Tony - UTRGV	8	0	6	0	36	4.50
3	Harris, Kylon - SFA	35	0	24	1	152	4.34
4	Dement, TJ - UTRGV	8	5	0	0	30	3.75
5	Jackson, Deantre - SL	15	7	2	0	54	3.60
6	Walthall, Jalen - UIW	36	0	20	0	120	3.33
7	Wimbley, Jerrell - SFA	39	19	2	0	126	3.23
8	Strong, Bryce - McN	15	7	1	0	48	3.20
9	Reese, Richard - SFA	43	19	1	0	132	3.07
10	Garcia, Fabian - UTRGV	6	3	0	0	18	3.00

SCORING (KICK) (Minimum Games Played Pct. 75%)

#	Player	G	PAT	FG	Pts	Avg/g
1	Garcia Rodriguez, Guillermo - SL	46	120-126	41-53	243	5.28
2	Showalter, Gabriel - NichSt	18	36-37	17-24	87	4.83
3	Woodard, Ben - Lamar	27	44-44	19-21	101	3.74
4	Evans, Cooper - NW	8	1-1	2-5	7	0.88

PUNT RETURN AVG (Minimum Games Played Pct. 75%)

#	Player	G	No.	Yds	TD	Long	Avg.
1	Eugene, Amaaz - NW	20	1	17	0	17	17.00
2	Nabors, Jordan - SFA	37	4	58	0	25	14.50
3	Harris, Kylon - SFA	35	14	202	1	65	14.43

KICK RETURN AVG (Minimum Games Played Pct. 75%)

#	Player	G	No.	Yds	TD	Long	Avg.
1	Reese, Richard - SFA	43	18	524	2	96	29.11
2	Lee, Kyran - UTRGV	7	2	55	0	28	27.50
3	Fuselier, Kyndon - Lamar	42	5	135	0	50	27.00

ACTIVE INDIVIDUAL LEADERS

ALL PURPOSE (Minimum Games Played Pct. 75%)

#	Player	G	Rush	Rcv	PR	KR	Yds	Avg/g
1	Wimbley, Jerrell - SFA	39	2280	520	0	100	2900	74.36
2	Harris, Kylon - SFA	35	9	2325	202	73	2609	74.54
3	Spears, Jaylon - UIW	32	1195	359	0	971	2525	78.91
4	Reese, Richard - SFA	43	1684	243	0	524	2451	57.00
5	Henry, Jaedon - SL	40	1256	380	0	732	2368	59.20
6	Walthall, Jalen - UIW	36	3	2238	0	0	2241	62.25
7	James, Chedon - UIW	33	0	1744	0	371	2115	64.09
8	Dixon, Harlan - UIW	50	1216	564	0	168	1948	38.96
9	Fuselier, Kyndon - Lamar	42	15	1297	485	135	1932	46.00
10	Bowden, Major - Lamar	36	716	408	16	570	1710	47.50

PUNTING (Minimum Games Played Pct. 75%, 3.6 Punts/Game)

#	Player	G	No.	Yds	Lg	120	50+	TB	Avg.
1	Wallace-Dilling, Nathaniel - UTRGV	8	32	1406	58	12	12	4	43.94
2	Young, Brady - HCU	8	41	1740	66	9	10	4	42.44
3	Pozzobon, Lachie - SFA	8	35	1444	53	13	4	0	41.26
4	Mehan, Ben - ETAMU	8	32	1301	52	7	2	1	40.66
5	Stallons, Mason - Lamar	8	33	1334	59	13	4	1	40.42
6	Harewood, Pharrell - NichSt	8	47	1892	67	12	10	1	40.26
7	Evans, Cooper - NW	8	37	1345	55	5	3	1	36.35

FIELD GOALS (Minimum Games Played Pct. 75%)

#	Player	G	Made	Att.	Long	Pct.	Avg.
1	Showalter, Gabriel - NichSt	18	17	24	45	0.71	0.94
2	Garcia Rodriguez, Guillermo - SL	46	41	53	54	0.77	0.89
3	Woodard, Ben - Lamar	27	19	21	57	0.90	0.70
4	Evans, Cooper - NW	8	2	5	33	0.40	0.25

FIELD GOAL PCT (Minimum Games Played Pct. 75%)

#	Player	G	Made	Att.	Long	Pct.
1	Woodard, Ben - Lamar	27	19	21	57	0.90
2	Garcia Rodriguez, Guillermo - SL	46	41	53	54	0.77
3	Showalter, Gabriel - NichSt	18	17	24	45	0.71
4	Evans, Cooper - NW	8	2	5	33	0.40

PAT KICKING PCT (Minimum Games Played Pct. 75%)

#	Player	G	Made	Att.	Pct.
1	Woodard, Ben - Lamar	27	44	44	1.00
2	Evans, Cooper - NW	8	1	1	1.00
3	Showalter, Gabriel - NichSt	18	36	37	0.97
4	Garcia Rodriguez, Guillermo - SL	46	120	126	0.95



ACTIVE INDIVIDUAL LEADERS**TACKLES (All positions)** (Minimum Games Played Pct. 75%)

#	Player	G	Pos	Solo	Ast	Total	Avg/g
1	Dansby, Rodney - HCU	40	LB	158	251	409	10.23
2	Haygood, Jaiden - UTRGV	8	LB	26	46	72	9.00
3	Williams, Malachi - SFA	8	LB	28	35	63	7.88
4	Washington, Fernando - NW	8	LB	30	31	61	7.63
5	Powers, David - UIW	38	LB	119	117	236	6.21
6	Moore, Malik - SFA	34	LB	116	83	199	5.85
7	Anderson, Kyree - ETAMU	31	DB	71	106	177	5.71
8	Miles, Kaleb - ETAMU	8	DB	31	14	45	5.63
9	Conerly-Goodly, Ian - SL	42	S	122	109	231	5.50
10	Shaheen, Hayden - NichSt	48	LB	130	134	264	5.50
11	Reno, KK - SL	41	LB	82	129	211	5.15
12	Lee, Ethan - NichSt	36	DB	106	79	185	5.14
13	Pugh, Kristian - Lamar	42	DB	117	98	215	5.12
14	Toliver, Xavier - HCU	45	S	116	101	217	4.82
15	Tisdell, AJ - UIW	22	DB	78	23	101	4.59
16	King, Koby-Sebasyen - ETAMU	41	LB	78	104	182	4.44
17	Hargraves, Jermaine - McN	8	S	18	17	35	4.38
18	Rogers, Anthony - NichSt	8	DB	16	19	35	4.38
19	Kupu, Orion - ETAMU	8	DB	15	19	34	4.25
20	Williams, Declan - UIW	43	LB	75	103	178	4.14
21	Keppard, Jeremiah - NW	15	S	39	23	62	4.13
22	Morton, Tyler - UIW	43	DB	112	63	175	4.07
23	Southard, Jaydon - SFA	38	LB	71	83	154	4.05
24	Sears, Danny - NW	22	LB	24	65	89	4.05
25	Huddleston, Landry - NW	35	LB	70	69	139	3.97
26	Faulkner, Brayden - Lamar	35	LB	37	100	137	3.91
27	Jones, Jakyri - SL	8	DB	14	17	31	3.88
28	Ford, Khamron - SL	29	DB	58	51	109	3.76
29	Shankle, Warren - UTRGV	42	LB	72	82	154	3.67
30	Hamrick II, Ronnie - Lamar	35	DB	56	72	128	3.66
31	Prosser, Alijah - UTRGV	8	DB	16	13	29	3.63
32	Sylvalie, Mike - HCU	8	LB	13	16	29	3.63
33	Dalmado, Jake - NichSt	32	LB	60	56	116	3.63
34	Blowe, Ravonte - HCU	20	DE	24	44	68	3.40
35	Thomas, Kevin - Lamar	33	DB	68	43	111	3.36
36	Huff, Andrew - Lamar	30	DE	35	65	100	3.33
37	Rinkin, Rahmaan - NW	6	CB	10	10	20	3.33
38	Miller, C.J. - Lamar	16	LB	17	36	53	3.31
39	Stone, Kendrick - UIW	29	DB	56	40	96	3.31
40	Waid, Jackson - UTRGV	7	LB	11	12	23	3.29
41	Magee III, Caesar - NW	26	CB	53	32	85	3.27
42	Leblanc, Brycen - McN	19	S	46	16	62	3.26
43	Moore, J.K. - SFA	29	DB	65	29	94	3.24
44	Davis, Javon - McN	34	DB	74	36	110	3.24
45	Blake, Nick - SFA	22	DB	55	15	70	3.18
46	Heard Jr., Marcus - UTRGV	30	DB	51	44	95	3.17
47	Villavaso, Alex - NichSt	32	DL	39	62	101	3.16
48	Cadette, Joe - UIW	28	DL	23	65	88	3.14
49	Austin, Aaron - SFA	42	LB	48	78	126	3.00
50	Hargrove, Devion - SFA	44	DB	80	51	131	2.98

SACKS (Minimum Games Played Pct. 75%)

#	Player	G	Pos	Solo	Ast	Total	Avg/g
1	Box, Ian - UTRGV	8	DE	3	0	3	0.38
2	Mata, Abdou - UTRGV	8	DE	3	0	3	0.38
3	Dalmado, Jake - NichSt	32	LB	10	3	11.5	0.36
4	Booker, Christian - Lamar	40	DL	9	7	12.5	0.31
5	Proctor, Kaleb - SL	43	DL	11	4	13	0.30
6	Idusuyi II, Victor - SFA	48	DL	12	4	14	0.29
7	Jackson III, Percy - UTRGV	7	DE	2	0	2	0.29
8	Mathis, John - UIW	36	DL	6	7	9.5	0.26
9	Woods, Braden - NW	8	DE	2	0	2	0.25
10	Moore, Malik - SFA	34	LB	8	0	8	0.24
11	Thomas, AJ - McN	20	DE	4	1	4.5	0.23
12	Villavaso, Alex - NichSt	32	DL	6	2	7	0.22
13	Anderson, Ja'Marcus - UTRGV	7	DE	1	1	1.5	0.21
14	Huff, Andrew - Lamar	30	DE	3	6	6	0.20
15	Anderson, Kyree - ETAMU	31	DB	5	2	6	0.19
16	Potts, Xavier - SFA	34	DL	4	5	6.5	0.19
17	Thomas, Ky - SFA	46	DT	5	7	8.5	0.18
18	Whittington, Gabe - SL	28	DL	4	2	5	0.18
19	Lewis, Masey - McN	31	DE	5	1	5.5	0.18
20	Huddleston, Landry - NW	35	LB	4	4	6	0.17

TACKLES FOR LOSS (Minimum Games Played Pct. 75%, 1.25 Total Tackles For Loss/Game)

#	Player	G	Pos	Solo	Ast	Total	Avg/g
---	--------	---	-----	------	-----	-------	-------

ACTIVE INDIVIDUAL LEADERS

FUMBLES FORCED (Minimum Games Played Pct. 75%)

#	Player	G	No.	Avg/g
1	Jackson III, Percy - UTRGV	7	2	0.29
2	Prosser, Alijah - UTRGV	8	2	0.25
3	Williams, Malachi - SFA	8	2	0.25
4	McClendon, Jequarrius - HCU	7	1	0.14
5	Waid, Jackson - UTRGV	7	1	0.14
6	Webb, Brendan - NW	7	1	0.14
7	Hamrick II, Ronnie - Lamar	35	5	0.14
8	Anderson, Kyree - ETAMU	31	4	0.13
9	Tomas, Matai - HCU	8	1	0.13
10	Natali, Joe - NW	8	1	0.13

FUMBLES RECOVERED (Minimum Games Played Pct. 75%)

#	Player	G	No.	Avg/g
1	Rinkin, Rahmaan - NW	6	1	0.17
2	Jackson III, Percy - UTRGV	7	1	0.14
3	Williams, Malachi - SFA	8	1	0.13
4	Alofipo, Saco - SFA	8	1	0.13
5	Hargraves, Jermaine - McN	8	1	0.13
6	Moore, Travin - NichSt	8	1	0.13
7	Jones, Nyir - Lamar	8	1	0.13
8	Dalmado, Jake - NichSt	32	4	0.13
9	Stewart, William - NichSt	8	1	0.13
10	Filamar, Withchiel - UTRGV	8	1	0.13

PASSES DEFENDED (Minimum Games Played Pct. 75%)

#	Player	G	Brup	Int.	Total	Avg/g
1	Moore, J.K. - SFA	29	21	5	26	0.90
2	Demmings, Charles - SFA	40	25	6	31	0.78
3	Williams, Malachi - SFA	8	5	1	6	0.75
4	Rogers, Anthony - NichSt	8	4	2	6	0.75
5	Prosser, Alijah - UTRGV	8	5	1	6	0.75
6	Miles, Kaleb - ETAMU	8	5	1	6	0.75
7	Blake, Nick - SFA	22	9	7	16	0.73
8	Hall, Antonio - NW	19	10	2	12	0.63
9	Magee III, Caesar - NW	26	12	4	16	0.62
10	Johnson, Zach - SL	26	15	1	16	0.62
11	Hargrove, Devion - SFA	44	22	2	24	0.55
12	Tisdell, AJ - UIW	22	11	1	12	0.55
13	Dillon, Barry - UIW	17	8	1	9	0.53
14	Pugh, Kristian - Lamar	42	17	5	22	0.52
15	Georges, Thio - HCU	8	2	2	4	0.50
16	Roberts, D.J. - HCU	31	9	4	13	0.42
17	Morton, Tyler - UIW	43	12	6	18	0.42
18	Lindsey, Jamison - NichSt	43	13	4	17	0.40
19	Stone, Kendrick - UIW	29	8	3	11	0.38
20	Hargraves, Jermaine - McN	8	3	0	3	0.38

INTERCEPTIONS (Minimum Games Played Pct. 75%)

#	Player	G	No.	Yds	TD	Long	Avg/g
1	Blake, Nick - SFA	22	7	135	2	65	0.32
2	Georges, Thio - HCU	8	2	38	0	24	0.25
3	Rogers, Anthony - NichSt	8	2	11	0	11	0.25
4	Moore, J.K. - SFA	29	5	59	1	54	0.17
5	Magee III, Caesar - NW	26	4	0	0	0	0.15
6	Demmings, Charles - SFA	40	6	84	0	34	0.15
7	Johnson, Jaiydyn - SFA	7	1	0	0	0	0.14
8	Jones, Brandon - McN	7	1	0	0	0	0.14
9	Morton, Tyler - UIW	43	6	81	0	36	0.14
10	Lee, Ethan - NichSt	36	5	13	0	13	0.14

RANKINGS SUMMARY

Statistic	Team	National Rank	Value	National Leader	Value
3rd Down Conversion Pct (126 ranked)	Southeastern La.	23	0.448	Alabama St.	0.562
	UTRGV	49	0.406		
	UIW	57	0.397		
	SFA	61	0.391		
	East Texas A&M	79	0.364		
	McNeese	88	0.351		
	Houston Christian	101	0.327		
	Lamar University	105	0.324		
	Nicholls	111	0.313		
	Northwestern St.	124	0.258		
3rd Down Conversion Pct Defense (126 ranked)	Houston Christian	2	0.259	South Carolina St.	0.257
	Lamar University	5	0.295		
	SFA	8	0.300		
	Southeastern La.	16	0.324		
	UTRGV	24	0.347		
	Northwestern St.	49	0.384		
	UIW	57	0.393		
	East Texas A&M	93	0.446		
	McNeese	94	0.449		
	Nicholls	115	0.482		
	4th Down Conversion Pct (126 ranked)	Northwestern St.	13		
Lamar University		28	0.615		
McNeese		31	0.600		
UIW		57	0.538		
SFA		58	0.529		
Nicholls		70	0.471		
Southeastern La.		77	0.455		
UTRGV		81	0.444		
East Texas A&M		86	0.429		
Houston Christian		100	0.375		
4th Down Conversion Pct Defense (126 ranked)	Southeastern La.	19	0.385	Drake	0.167
	UTRGV	39	0.455		
	Northwestern St.	47	0.471		
	UIW	52	0.500		
	Lamar University	81	0.579		
	Houston Christian	88	0.588		
	SFA	88	0.588		
	East Texas A&M	95	0.600		
	Nicholls	102	0.625		
	McNeese	122	0.750		
Blocked Kicks (47 ranked)	Houston Christian	11	3	Eastern Wash. Norfolk St. UT Martin	5 5 5
	Lamar University	11	3		
	Southeastern La.	11	3		
	Nicholls	47	1		
	Northwestern St.	47	1		
	SFA	47	1		
	UTRGV	47	1		
Blocked Kicks Allowed (125 ranked)	McNeese	1	0	41 teams tied	0
	Nicholls	1	0		
	Southeastern La.	1	0		
	UTRGV	1	0		
	Houston Christian	42	1		
	Lamar University	42	1		
	SFA	42	1		
	UIW	42	1		
	East Texas A&M	77	2		
	Northwestern St.	119	4		
Blocked Punts (18 ranked)	Southeastern La.	3	3	Merrimack Tennessee Tech	4 4
	Houston Christian	18	1		
	Lamar University	18	1		
	Northwestern St.	18	1		
Blocked Punts Allowed (122 ranked)	McNeese	1	0	70 teams tied	0
	Nicholls	1	0		
	SFA	1	0		
	Southeastern La.	1	0		
	UIW	1	0		
	UTRGV	1	0		
	East Texas A&M	71	1		
	Houston Christian	71	1		
	Lamar University	71	1		
	Northwestern St.	105	2		

RANKINGS SUMMARY

Statistic	Team	National Rank	Value	National Leader	Value
First Downs Defense (126 ranked)	Southeastern La.	7	120	Harvard	88
	UTRGV	15	129		
	SFA	17	130		
	Lamar University	28	140		
	Houston Christian	34	144		
	UIW	43	151		
	Nicholls	49	153		
	McNeese	65	159		
	East Texas A&M	112	188		
	Northwestern St.	114	189		
First Downs Offense (126 ranked)	UIW	11	183	Monmouth	222
	UTRGV	35	170		
	Southeastern La.	46	165		
	East Texas A&M	51	161		
	SFA	68	150		
	Lamar University	69	149		
	McNeese	69	149		
	Nicholls	102	126		
	Houston Christian	107	123		
	Northwestern St.	126	91		
Fumbles Lost (125 ranked)	UTRGV	4	1	Cal Poly Florida A&M North Dakota St.	0 0 0
	Nicholls	26	3		
	McNeese	49	4		
	Southeastern La.	49	4		
	Lamar University	72	5		
	East Texas A&M	90	6		
	Northwestern St.	90	6		
	SFA	106	7		
	UIW	106	7		
	Houston Christian	125	11		
Fumbles Recovered (124 ranked)	UTRGV	3	10	Tarleton St.	13
	Lamar University	6	8		
	SFA	6	8		
	East Texas A&M	11	7		
	Nicholls	25	6		
	Northwestern St.	25	6		
	UIW	54	4		
	Southeastern La.	77	3		
	Houston Christian	102	2		
	McNeese	102	2		
Kickoff Return Defense (126 ranked)	SFA	5	14.21	Brown	12.11
	Nicholls	9	15.24		
	Northwestern St.	18	17.27		
	UTRGV	31	18.39		
	Southeastern La.	38	19.00		
	McNeese	42	19.37		
	Lamar University	57	19.88		
	UIW	71	20.92		
	Houston Christian	101	23.14		
	East Texas A&M	122	25.92		
Kickoff Returns (126 ranked)	Southeastern La.	1	31.25	Southeastern La.	31.25
	Lamar University	46	21.35		
	UTRGV	80	18.93		
	SFA	91	17.86		
	Nicholls	93	17.71		
	Houston Christian	96	17.38		
	Northwestern St.	103	16.82		
	East Texas A&M	110	16.33		
	McNeese	119	15.40		
	UIW	120	14.92		
Net Punting (126 ranked)	McNeese	8	41.37	Idaho St.	43.89
	SFA	13	40.49		
	UTRGV	23	38.88		
	Lamar University	27	38.54		
	Southeastern La.	38	37.87		
	UIW	53	36.73		
	Houston Christian	85	35.13		
	East Texas A&M	96	34.03		
	Northwestern St.	117	31.55		
	Nicholls	118	31.32		

RANKINGS SUMMARY

Statistic	Team	National Rank	Value	National Leader	Value
First Downs Defense (126 ranked)	Southeastern La.	7	120	Harvard	88
	UTRGV	15	129		
	SFA	17	130		
	Lamar University	28	140		
	Houston Christian	34	144		
	UIW	43	151		
	Nicholls	49	153		
	McNeese	65	159		
	East Texas A&M	112	188		
	Northwestern St.	114	189		
First Downs Offense (126 ranked)	UIW	11	183	Monmouth	222
	UTRGV	35	170		
	Southeastern La.	46	165		
	East Texas A&M	51	161		
	SFA	68	150		
	Lamar University	69	149		
	McNeese	69	149		
	Nicholls	102	126		
	Houston Christian	107	123		
	Northwestern St.	126	91		
Fumbles Lost (125 ranked)	UTRGV	4	1	Cal Poly Florida A&M North Dakota St.	0 0 0
	Nicholls	26	3		
	McNeese	49	4		
	Southeastern La.	49	4		
	Lamar University	72	5		
	East Texas A&M	90	6		
	Northwestern St.	90	6		
	SFA	106	7		
	UIW	106	7		
	Houston Christian	125	11		
Fumbles Recovered (124 ranked)	UTRGV	3	10	Tarleton St.	13
	Lamar University	6	8		
	SFA	6	8		
	East Texas A&M	11	7		
	Nicholls	25	6		
	Northwestern St.	25	6		
	UIW	54	4		
	Southeastern La.	77	3		
	Houston Christian	102	2		
	McNeese	102	2		
Kickoff Return Defense (126 ranked)	SFA	5	14.21	Brown	12.11
	Nicholls	9	15.24		
	Northwestern St.	18	17.27		
	UTRGV	31	18.39		
	Southeastern La.	38	19.00		
	McNeese	42	19.37		
	Lamar University	57	19.88		
	UIW	71	20.92		
	Houston Christian	101	23.14		
	East Texas A&M	122	25.92		
Kickoff Returns (126 ranked)	Southeastern La.	1	31.25	Southeastern La.	31.25
	Lamar University	46	21.35		
	UTRGV	80	18.93		
	SFA	91	17.86		
	Nicholls	93	17.71		
	Houston Christian	96	17.38		
	Northwestern St.	103	16.82		
	East Texas A&M	110	16.33		
	McNeese	119	15.40		
	UIW	120	14.92		
Net Punting (126 ranked)	McNeese	8	41.37	Idaho St.	43.89
	SFA	13	40.49		
	UTRGV	23	38.88		
	Lamar University	27	38.54		
	Southeastern La.	38	37.87		
	UIW	53	36.73		
	Houston Christian	85	35.13		
	East Texas A&M	96	34.03		
	Northwestern St.	117	31.55		
	Nicholls	118	31.32		

RANKINGS SUMMARY

Statistic	Team	National Rank	Value	National Leader	Value
Passes Had Intercepted (124 ranked)	Houston Christian	26	4	San Diego	1
	UTRGV	45	5	Dayton	1
	Nicholls	45	5	Alabama St.	1
	Southeastern La.	62	6		
	SFA	77	7		
	Lamar University	77	7		
	East Texas A&M	90	8		
	UIW	105	9		
	McNeese	105	9		
	Northwestern St.	105	9		
Passes Intercepted (118 ranked)	Houston Christian	2	13	Tarleton St.	15
	Nicholls	10	9		
	UTRGV	16	8		
	Southeastern La.	30	7		
	East Texas A&M	30	7		
	SFA	30	7		
	McNeese	45	6		
	Lamar University	45	6		
	Northwestern St.	68	5		
	UIW	111	3		
Passing Offense (126 ranked)	UTRGV	11	275.4	Western Caro.	340.0
	UIW	14	272.3		
	East Texas A&M	16	267.8		
	SFA	43	229.1		
	Southeastern La.	55	215.6		
	McNeese	88	189.0		
	Lamar University	108	161.9		
	Nicholls	109	161.8		
	Houston Christian	120	132.0		
	Northwestern St.	125	116.5		
Passing Yards Allowed (126 ranked)	Nicholls	7	158.1	North Dakota St.	132.0
	Southeastern La.	9	162.4		
	Houston Christian	10	162.6		
	McNeese	20	187.0		
	UTRGV	36	195.1		
	SFA	38	197.1		
	Lamar University	46	203.4		
	Northwestern St.	59	213.0		
	East Texas A&M	111	261.0		
	UIW	115	270.0		
Passing Yards per Completion (126 ranked)	UTRGV	5	15.09	North Dakota St.	16.53
	East Texas A&M	17	13.56		
	Southeastern La.	21	13.37		
	McNeese	53	12.10		
	SFA	75	11.39		
	Lamar University	103	10.61		
	Northwestern St.	108	10.24		
	UIW	114	10.04		
	Nicholls	123	9.24		
	Houston Christian	124	9.18		
Punt Return Defense (126 ranked)	SFA	9	3.00	Penn	-5.50
	McNeese	12	3.78		
	Lamar University	18	4.67		
	UTRGV	19	4.82		
	Northwestern St.	29	5.55		
	Southeastern La.	51	8.00		
	UIW	62	8.92		
	East Texas A&M	99	12.15		
	Houston Christian	118	16.73		
	Nicholls	121	17.30		
Punt Returns (126 ranked)	SFA	9	17.00	Penn	19.22
	Lamar University	10	16.32		
	Nicholls	30	12.13		
	East Texas A&M	34	11.56		
	Southeastern La.	35	11.55		
	McNeese	85	5.79		
	Northwestern St.	91	5.40		
	UIW	99	4.78		
	UTRGV	101	4.53		
	Houston Christian	117	2.33		

RANKINGS SUMMARY

Statistic	Team	National Rank	Value	National Leader	Value
Red Zone Defense (126 ranked)	SFA	5	0.682	Harvard	0.583
	Houston Christian	29	0.771		
	East Texas A&M	33	0.778		
	McNeese	42	0.792		
	Northwestern St.	44	0.795		
	Nicholls	57	0.821		
	UTRGV	63	0.833		
	Southeastern La.	74	0.842		
	Lamar University	80	0.852		
UIW	84	0.857			
Red Zone Offense (125 ranked)	Lamar University	24	0.889	Drake	0.960
	UIW	41	0.862		
	Southeastern La.	43	0.857		
	East Texas A&M	57	0.839		
	UTRGV	59	0.838		
	SFA	76	0.800		
	McNeese	87	0.783		
	Houston Christian	117	0.684		
	Nicholls	124	0.588		
	Northwestern St.	125	0.571		
	Rushing Defense (126 ranked)	SFA	2		
UTRGV		9	109.6		
UIW		13	114.8		
Lamar University		17	120.1		
Southeastern La.		26	126.5		
East Texas A&M		72	162.6		
Houston Christian		85	175.9		
Nicholls		90	181.0		
McNeese		113	207.8		
Northwestern St.		120	233.3		
Rushing Offense (126 ranked)		UTRGV	11	216.9	Delaware St.
	Southeastern La.	37	177.1		
	McNeese	48	165.6		
	Houston Christian	73	143.5		
	Lamar University	74	143.4		
	SFA	83	130.0		
	UIW	93	122.8		
	Nicholls	95	121.9		
	East Texas A&M	102	112.0		
	Northwestern St.	117	93.3		
Sacks Allowed (126 ranked)	Nicholls	38	1.63	Mercer	0.29
	UTRGV	48	1.75		
	SFA	55	1.88		
	Southeastern La.	66	2.00		
	Lamar University	74	2.13		
	Northwestern St.	74	2.13		
	McNeese	85	2.38		
	East Texas A&M	106	2.88		
	UIW	110	3.00		
	Houston Christian	116	3.13		
Scoring Defense (126 ranked)	SFA	9	16.8	North Dakota St.	9.6
	UTRGV	12	17.1		
	Southeastern La.	18	19.0		
	Lamar University	25	22.3		
	Nicholls	47	25.6		
	Houston Christian	57	26.8		
	McNeese	81	29.5		
	UIW	98	33.3		
	East Texas A&M	121	39.9		
	Northwestern St.	122	40.4		
Scoring Offense (126 ranked)	UTRGV	2	46.1	Tennessee Tech	50.5
	Southeastern La.	17	35.1		
	SFA	29	31.0		
	East Texas A&M	46	27.8		
	UIW	57	26.0		
	Lamar University	60	25.9		
	McNeese	93	20.4		
	Houston Christian	104	18.8		
	Nicholls	118	14.4		
	Northwestern St.	125	10.6		

RANKINGS SUMMARY

Statistic	Team	National Rank	Value	National Leader	Value
Tackles for Loss Allowed (125 ranked)	McNeese	24	4.50	Harvard	2.83
	SFA	37	5.00		
	UTRGV	37	5.00		
	Southeastern La.	60	5.50		
	Lamar University	67	5.63		
	Houston Christian	78	6.00		
	Nicholls	102	6.75		
	Northwestern St.	103	6.88		
	East Texas A&M	107	7.00		
	UIW	109	7.13		
Team Passing Efficiency (126 ranked)	UTRGV	4	174.78	North Dakota St.	198.72
	Southeastern La.	16	161.35		
	SFA	46	139.08		
	UIW	54	135.11		
	East Texas A&M	68	130.52		
	Lamar University	85	122.20		
	McNeese	98	115.22		
	Nicholls	100	113.38		
	Northwestern St.	122	99.47		
	Houston Christian	125	92.44		
Team Passing Efficiency Defense (126 ranked)	Houston Christian	9	108.77	Tarleton St.	98.58
	UTRGV	12	113.18		
	Nicholls	16	117.08		
	SFA	17	117.71		
	Southeastern La.	20	119.82		
	Lamar University	27	122.78		
	McNeese	53	131.59		
	East Texas A&M	101	150.67		
	UIW	102	151.07		
	Northwestern St.	105	152.64		
Team Sacks (126 ranked)	SFA	7	3.00	Mercer	4.14
	Southeastern La.	7	3.00		
	Lamar University	29	2.25		
	UTRGV	29	2.25		
	East Texas A&M	37	2.13		
	McNeese	37	2.13		
	Northwestern St.	92	1.50		
	Nicholls	116	1.00		
	Houston Christian	122	0.88		
	UIW	122	0.88		
Team Tackles for Loss (126 ranked)	SFA	2	9.0	Tennessee Tech	9.5
	Southeastern La.	17	6.8		
	Lamar University	21	6.6		
	UTRGV	21	6.6		
	East Texas A&M	29	6.4		
	UIW	48	5.9		
	McNeese	64	5.4		
	Northwestern St.	119	3.8		
	Nicholls	122	3.4		
	Houston Christian	123	3.3		
Time of Possession (126 ranked)	Southeastern La.	10	32:41	Butler	34:12
	UIW	15	32:17		
	Lamar University	31	31:17		
	Nicholls	41	30:50		
	East Texas A&M	49	30:39		
	McNeese	64	29:47		
	UTRGV	89	28:43		
	SFA	95	28:25		
	Houston Christian	121	26:32		
	Northwestern St.	124	26:07		
Total Defense (126 ranked)	SFA	3	266.3	North Dakota St.	221.1
	Southeastern La.	8	288.9		
	UTRGV	11	304.8		
	Lamar University	25	323.5		
	Houston Christian	32	338.5		
	Nicholls	33	339.1		
	UIW	72	384.8		
	McNeese	78	394.8		
	East Texas A&M	98	423.6		
	Northwestern St.	111	446.3		



RANKINGS SUMMARY

Statistic	Team	National Rank	Value	National Leader	Value
Total Offense (126 ranked)	UTRGV	4	492.3	Monmouth	520.1
	UIW	35	395.0		
	Southeastern La.	37	392.8		
	East Texas A&M	46	379.8		
	SFA	64	359.1		
	McNeese	68	354.6		
	Lamar University	102	305.3		
	Nicholls	114	283.6		
	Houston Christian	116	275.5		
Northwestern St.	126	209.8			
Turnover Margin (126 ranked)	UTRGV	4	1.50	Tarleton St.	2.67
	Nicholls	11	0.88		
	Lamar University	35	0.25		
	SFA	43	0.13		
	East Texas A&M	51	0.00		
	Houston Christian	51	0.00		
	Southeastern La.	51	0.00		
	Northwestern St.	101	-0.50		
	McNeese	106	-0.63		
	UIW	121	-1.13		
	Turnovers Gained (124 ranked)	UTRGV	3		
Houston Christian		6	15		
Nicholls		6	15		
SFA		6	15		
East Texas A&M		13	14		
Lamar University		13	14		
Northwestern St.		39	11		
Southeastern La.		57	10		
McNeese		86	8		
UIW		104	7		
Turnovers Lost (125 ranked)	UTRGV	11	6	5 teams tied	3
	Nicholls	28	8		
	Southeastern La.	58	10		
	Lamar University	82	12		
	McNeese	91	13		
	East Texas A&M	103	14		
	SFA	103	14		
	Houston Christian	109	15		
	Northwestern St.	109	15		
	UIW	115	16		
	Winning Percentage (124 ranked)	Lamar University	7		
SFA		15	0.750		
Southeastern La.		15	0.750		
UTRGV		15	0.750		
East Texas A&M		92	0.250		
Houston Christian		92	0.250		
McNeese		92	0.250		
Nicholls		92	0.250		
UIW		92	0.250		
Northwestern St.		113	0.125		

RANKINGS SUMMARY

Statistic	Player	National Rank	Value	National Leader	Value
All Purpose (200 ranked)	Xai'Shaun Edwards, Houston Christian	16	121.88	Michael Wortham, Montana	178.75
	Xayvion Noland, UTRGV	32	110.50		
	Brandon Hayes, Southeastern La.	69	92.38		
	Jerrell Wimbley, SFA	70	92.25		
	Miequle Brock Jr., Nicholls	89	86.50		
	Jalen Walthall, UIW	108	82.17		
	LaDamian McDowell, Lamar University	110	81.50		
	Kylon Harris, SFA	117	79.75		
	Tony Diaz, UTRGV	125	78.38		
	Devin Matthews, East Texas A&M	129	77.71		
	Chedon James, UIW	141	75.86		
	Deantre Jackson, Southeastern La.	152	73.67		
	Kyndon Fuselier, Lamar University	159	73.25		
	Jameson Garcia, UIW	195	68.25		
Blocked Kicks (1 ranked)				12 players tied	2
Combined Kick Returns (200 ranked)	Brandon Hayes, Southeastern La.	11	502	Sidney Webb, Morehead St.	595
	LaDamian McDowell, Lamar University	23	407		
	Bugs Mortimer, SFA	40	313		
	Braylon Finney, Houston Christian	57	276		
	Kyndon Fuselier, Lamar University	63	265		
	Dkhai Joseph, Southeastern La.	81	237		
	Antonio Hall, Northwestern St.	108	175		
	Randy Reece, East Texas A&M	116	165		
	Xayvion Noland, UTRGV	118	161		
	Kameran Senegal, McNeese	148	131		
	Richard Reese, SFA	153	130		
	Chedon James, UIW	163	120		
	Nick Johnson, East Texas A&M	177	104		
	Jonathan Harris, McNeese	184	98		
	Xai'Shaun Edwards, Houston Christian	187	95		
	Karaaz Johnson, Nicholls	189	91		
	Kylon Harris, SFA	193	89		
	Matthew McCallister, McNeese	198	84		
Completion Percentage (117 ranked)	EJ Colson, UIW	9	0.699	Cole Payton, North Dakota St.	0.750
	Carson Camp, Southeastern La.	19	0.675		
	Aiden McCown, Lamar University	34	0.650		
	Eddie Lee Marburger, UTRGV	40	0.645		
	Sam Vidlak, SFA	48	0.638		
	Eric Rodriguez, East Texas A&M	57	0.621		
	Deuce Hogan, Nicholls	69	0.607		
	Jake Strong, McNeese	94	0.567		
	Abram Johnston, Northwestern St.	106	0.535		
	Jake Weir, Houston Christian	115	0.511		
Completions Per Game (150 ranked)	EJ Colson, UIW	6	21.57	Derek Robertson, Monmouth	27.43
	Sam Vidlak, SFA	27	18.25		
	Deuce Hogan, Nicholls	40	17.00		
	Eddie Lee Marburger, UTRGV	52	16.13		
	Jake Strong, McNeese	71	14.75		
	Aiden McCown, Lamar University	97	11.14		
	Jake Weir, Houston Christian	98	11.13		
	Abram Johnston, Northwestern St.	101	10.86		
	Eric Rodriguez, East Texas A&M	102	10.67		
	Carson Camp, Southeastern La.	110	10.13		
	Kyle Lowe, Southeastern La.	129	6.00		
	Gavin Rutherford, SFA	147	1.75		
Field Goal Percentage (84 ranked)	Will Faris, UIW	7	0.900	Samuel Tremblay, Maine	1.000
	Ben Woodard, Lamar University	12	0.846		
	Brysen Gardner, UTRGV	24	0.800		
	Gabriel Showalter, Nicholls	24	0.800		
	Ozlo Rigby, East Texas A&M	56	0.692		
	Guillermo Garcia Rodriguez, Southeastern La.	74	0.556		
	Charlie Weinrich, Houston Christian	82	0.400		
Field Goals Per Game (136 ranked)	Ben Woodard, Lamar University	7	1.38	Nick Reed, New Hampshire	2.00
	Will Faris, UIW	24	1.13		
	Ozlo Rigby, East Texas A&M	24	1.13		
	Brysen Gardner, UTRGV	42	1.00		
	Gabriel Showalter, Nicholls	42	1.00		
	Carlos Alvarado, SFA	74	0.71		
	Guillermo Garcia Rodriguez, Southeastern La.	74	0.71		
	Fabrizio Pinton, McNeese	88	0.63		
	Charlie Weinrich, Houston Christian	101	0.50		
	Cooper Evans, Northwestern St.	129	0.25		
Jacob Hand, SFA	136	0.13			



RANKINGS SUMMARY

Statistic	Player	National Rank	Value	National Leader	Value
Forced Fumbles (34 ranked)	Kyree Anderson, East Texas A&M	6	0.38	Justin Waters, Charleston So.	0.78
	Percy Jackson III, UTRGV	21	0.29		
	Jake Dalmado, Nicholls	34	0.25		
	Javon Davis, McNeese	34	0.25		
	Ronnie Hamrick II, Lamar University	34	0.25		
	John Mathis, UIW	34	0.25		
	Michael Patterson, SFA	34	0.25		
	Alijah Prosser, UTRGV	34	0.25		
	Laurence Sullivan Jr., Nicholls	34	0.25		
	Malachi Williams, SFA	34	0.25		
Fumbles Recovered (46 ranked)	Declan Williams, UIW	2	3	Rashon Myles Jr., Abilene Christian	4
	Kyree Anderson, East Texas A&M	5	2		
	Jake Dalmado, Nicholls	5	2		
	Elijah Graham, UTRGV	5	2		
	Ronnie Hamrick II, Lamar University	5	2		
	Ke'Shawn Reed, Northwestern St.	5	2		
	Saco Alofipo, SFA	46	1		
	Jackson Bandy, Lamar University	46	1		
	Patrick Batiste, UIW	46	1		
	Christian Booker, Lamar University	46	1		
	Logan Brady, Northwestern St.	46	1		
	Shoes Brinkley, McNeese	46	1		
	Peyton Christian, Lamar University	46	1		
	Cade Collier, Southeastern La.	46	1		
	Sean Dubose Jr., Houston Christian	46	1		
	Eli Fields, SFA	46	1		
	Withchiel Filamar, UTRGV	46	1		
	Preston Hamilton, East Texas A&M	46	1		
	Jermaine Hargraves, McNeese	46	1		
	Jaiden Haygood, UTRGV	46	1		
	Jayden House, UTRGV	46	1		
	Logic Hudgens, UTRGV	46	1		
	Percy Jackson III, UTRGV	46	1		
	Micah Johnson, East Texas A&M	46	1		
	Nyir Jones, Lamar University	46	1		
	Sean-Krystoff King, East Texas A&M	46	1		
	Orion Kupu, East Texas A&M	46	1		
	Caesar Magee III, Northwestern St.	46	1		
	Jaden Maronen, Lamar University	46	1		
	Zayteak McGhee, Houston Christian	46	1		
	Travin Moore, Nicholls	46	1		
	Ty Moore, Northwestern St.	46	1		
	Khalid Moore, Southeastern La.	46	1		
	Tim Muhammad, SFA	46	1		
	TJ Neal, UTRGV	46	1		
	Paul Omodia, Lamar University	46	1		
	Xavier Potts, SFA	46	1		
	Amari Pouncy, UTRGV	46	1		
	KK Reno, Southeastern La.	46	1		
	Spencer Rich, UTRGV	46	1		
	Rahmaan Rinkin, Northwestern St.	46	1		
	Aaron Sears, SFA	46	1		
	Dale Smith Jr., Nicholls	46	1		
	Jaydon Southard, SFA	46	1		
	William Stewart, Nicholls	46	1		
	Laurence Sullivan Jr., Nicholls	46	1		
Lavon Williams, East Texas A&M	46	1			
Malachi Williams, SFA	46	1			
Michael Woods, SFA	46	1			
Interceptions Per Game (138 ranked)	Tyran Chappell, Houston Christian	3	0.50	Kasyus Kurns, Tarleton St.	0.71
	Ethan Lee, Nicholls	17	0.43		
	Elijah Graham, UTRGV	21	0.38		
	Shoes Brinkley, McNeese	57	0.25		
	Ian Conerly-Goodly, Southeastern La.	57	0.25		
	Khamron Ford, Southeastern La.	57	0.25		
	Thio Georges, Houston Christian	57	0.25		
	Javon Gillespie, East Texas A&M	57	0.25		
	Logic Hudgens, UTRGV	57	0.25		
	Ty Marsh, Nicholls	57	0.25		
	Kristian Pugh, Lamar University	57	0.25		
	Anthony Rogers, Nicholls	57	0.25		
	Kaden Mackey, Northwestern St.	138	0.17		
Troy Santa Marina Jr., Northwestern St.	138	0.17			
Kickoff Return TDs (3 ranked)	Brandon Hayes, Southeastern La.	1	2	Brandon Hayes, Southeastern La.	2
				Ja'briel Mace, Villanova	2
Kickoff Returns (80 ranked)	Brandon Hayes, Southeastern La.	3	32.7	Ja'briel Mace, Villanova	34.1
	LaDamian McDowell, Lamar University	23	25.4		
	Braylon Finney, Houston Christian	71	18.4		

RANKINGS SUMMARY

Statistic	Player	National Rank	Value	National Leader	Value
Passes Defended (31 ranked)	Zach Johnson, Southeastern La.	31	1.00	Jarod Washington, South Carolina St.	1.75
	Jalen Mayo, SFA	31	1.00	Nate Robinson Jr., Marist	1.75
	Javon Gillespie, East Texas A&M	31	1.00		
	Tyran Chappell, Houston Christian	31	1.00		
Passing Efficiency (117 ranked)	Eddie Lee Marburger, UTRGV	4	181.6	Andrew Body, Alabama St.	205.3
	Carson Camp, Southeastern La.	13	161.7		
	Aiden McCown, Lamar University	40	143.9		
	EJ Colson, UIW	42	143.7		
	Sam Vidlak, SFA	55	138.5		
	Eric Rodriguez, East Texas A&M	59	136.5		
	Jake Strong, McNeese	91	119.0		
	Deuce Hogan, Nicholls	109	106.8		
	Abram Johnston, Northwestern St.	111	106.2		
	Jake Weir, Houston Christian	116	88.7		
Passing TDs (123 ranked)	Eddie Lee Marburger, UTRGV	2	22	Derek Robertson, Monmouth	27
	Sam Vidlak, SFA	22	13		
	EJ Colson, UIW	36	11		
	Carson Camp, Southeastern La.	58	9		
	Jake Strong, McNeese	67	8		
	Aiden McCown, Lamar University	78	7		
	Abram Johnston, Northwestern St.	94	6		
	Kyle Lowe, Southeastern La.	94	6		
	Ron Peace, East Texas A&M	94	6		
	Eric Rodriguez, East Texas A&M	94	6		
	Deuce Hogan, Nicholls	123	4		
Passing Yards (150 ranked)	Eddie Lee Marburger, UTRGV	8	2,020	Derek Robertson, Monmouth	2,482
	Sam Vidlak, SFA	28	1,671		
	EJ Colson, UIW	34	1,560		
	Jake Strong, McNeese	51	1,441		
	Ron Peace, East Texas A&M	70	1,281		
	Carson Camp, Southeastern La.	88	1,087		
	Deuce Hogan, Nicholls	94	1,038		
	Aiden McCown, Lamar University	103	948		
	Abram Johnston, Northwestern St.	113	821		
	Jake Weir, Houston Christian	119	770		
	Eric Rodriguez, East Texas A&M	121	748		
	Kyle Lowe, Southeastern La.	132	638		
	Richard Torres, UIW	135	618		
Passing Yards Per Game (150 ranked)	Eddie Lee Marburger, UTRGV	11	252.5	Derek Robertson, Monmouth	354.6
	EJ Colson, UIW	26	222.9		
	Sam Vidlak, SFA	37	208.9		
	Jake Strong, McNeese	63	180.1		
	Deuce Hogan, Nicholls	86	148.3		
	Carson Camp, Southeastern La.	94	135.9		
	Aiden McCown, Lamar University	95	135.4		
	Eric Rodriguez, East Texas A&M	100	124.7		
	Abram Johnston, Northwestern St.	107	117.3		
	Jake Weir, Houston Christian	117	96.3		
	Kyle Lowe, Southeastern La.	126	79.8		
	Gavin Rutherford, SFA	147	20.0		
Passing Yards per Completion (117 ranked)	Eddie Lee Marburger, UTRGV	2	15.66	Cole Payton, North Dakota St.	16.74
	Carson Camp, Southeastern La.	21	13.42		
	Jake Strong, McNeese	48	12.21		
	Aiden McCown, Lamar University	51	12.15		
	Eric Rodriguez, East Texas A&M	66	11.69		
	Sam Vidlak, SFA	71	11.45		
	Abram Johnston, Northwestern St.	91	10.80		
	EJ Colson, UIW	96	10.33		
	Deuce Hogan, Nicholls	115	8.72		
	Jake Weir, Houston Christian	116	8.65		

RANKINGS SUMMARY

Statistic	Player	National Rank	Value	National Leader	Value
Points Responsible For (200 ranked)	Eddie Lee Marburger, UTRGV	4	156	Derek Robertson, Monmouth	172
	EJ Colson, UIW	42	86		
	Jake Strong, McNeese	55	78		
	Sam Vidlak, SFA	55	78		
	Kyle Lowe, Southeastern La.	88	60		
	Aiden McCown, Lamar University	88	60		
	Brysen Gardner, UTRGV	102	59		
	Ben Woodard, Lamar University	109	57		
	Carson Camp, Southeastern La.	123	54		
	Xai'Shaun Edwards, Houston Christian	123	54		
	Ron Peace, East Texas A&M	123	54		
	Ozlo Rigby, East Texas A&M	123	54		
	Guillermo Garcia Rodriguez, Southeastern La.	149	53		
	Will Faris, UIW	160	50		
	Deantre Jackson, Southeastern La.	170	48		
Abram Johnston, Northwestern St.	170	48			
Eric Rodriguez, East Texas A&M	170	48			
Points Responsible For Per Game (149 ranked)	Eddie Lee Marburger, UTRGV	5	19.5	Derek Robertson, Monmouth	24.6
	EJ Colson, UIW	36	12.3		
	Jake Strong, McNeese	59	9.8		
	Sam Vidlak, SFA	59	9.8		
	Aiden McCown, Lamar University	76	8.6		
	Deantre Jackson, Southeastern La.	93	8.0		
	Eric Rodriguez, East Texas A&M	93	8.0		
	Guillermo Garcia Rodriguez, Southeastern La.	104	7.6		
	Kyle Lowe, Southeastern La.	105	7.5		
	Brysen Gardner, UTRGV	112	7.4		
	Ben Woodard, Lamar University	122	7.1		
	Abram Johnston, Northwestern St.	139	6.9		
	Carson Camp, Southeastern La.	149	6.8		
	Xai'Shaun Edwards, Houston Christian	149	6.8		
	Ozlo Rigby, East Texas A&M	149	6.8		
Punt Return TDs (4 ranked)	Bugs Mortimer, SFA	1	2	A.J. Little, Chattanooga	2
	Josh Robinson, Lamar University	4	1	Elijah Kennedy, N.C. A&T	2
	Kylon Harris, SFA	4	1	Bugs Mortimer, SFA	2
	Kyndon Fuselier, Lamar University	4	1		
	Dkhai Joseph, Southeastern La.	4	1		
Punt Returns (43 ranked)	Kyndon Fuselier, Lamar University	4	18.9	Julien Stokes, Penn	22.9
	Bugs Mortimer, SFA	7	17.4		
	Dkhai Joseph, Southeastern La.	12	13.2		
	Matthew McCallister, McNeese	28	8.4		
	Tyler Morton, UIW	40	3.9		
Punting (91 ranked)	Nathaniel Wallace-Dilling, UTRGV	19	43.8	Brady Braun, Gardner-Webb	49.6
	Fabrizio Pinton, McNeese	26	43.1		
	Brady Young, Houston Christian	38	42.4		
	Lachie Pozzobon, SFA	50	41.3		
	Ben Mehan, East Texas A&M	58	40.7		
	Mason Stallons, Lamar University	61	40.4		
	Ryan Shamburger, UIW	62	40.4		
	Pharrell Harewood, Nicholls	67	40.0		
	Cooper Evans, Northwestern St.	89	36.4		
Receiving TDs (98 ranked)	Xayvion Noland, UTRGV	6	7	Joey Isabella, Duquesne	10
	Tony Diaz, UTRGV	14	6		
	Jaylon Domingeaux, Southeastern La.	14	6		
	Kylon Harris, SFA	14	6		
	Devin Matthews, East Texas A&M	32	5		
	Ismael Smith Flores, UTRGV	32	5		
	Kyndon Fuselier, Lamar University	58	4		
	Jonathan Harris, McNeese	58	4		
	Jalen Walthall, UIW	58	4		
	Jameson Garcia, UIW	98	3		
	Chedon James, UIW	98	3		
	Blake Thomas, Lamar University	98	3		
Receiving Yards (149 ranked)	Xayvion Noland, UTRGV	7	723	Marquis Buchanan, Rhode Island	870
	Tony Diaz, UTRGV	24	614		
	Kylon Harris, SFA	41	549		
	Jameson Garcia, UIW	43	546		
	Devin Matthews, East Texas A&M	44	536		
	Jalen Walthall, UIW	65	490		
	Christian Jourdain, East Texas A&M	70	486		
	Jaylon Domingeaux, Southeastern La.	75	473		
	Chedon James, UIW	108	411		
	Clayton Wayland, SFA	134	352		

RANKINGS SUMMARY

Statistic	Player	National Rank	Value	National Leader	Value			
Receiving Yards Per Game (200 ranked)	Xayvion Noland, UTRGV	11	90.4	Jared Richardson, Penn	118.8			
	Jalen Walthall, UIW	20	81.7					
	Tony Diaz, UTRGV	27	76.8					
	Devin Matthews, East Texas A&M	28	76.6					
	Kylon Harris, SFA	50	68.6					
	Jameson Garcia, UIW	52	68.3					
	Christian Jourdain, East Texas A&M	74	60.8					
	Jaylon Domingeaux, Southeastern La.	79	59.1					
	Chedon James, UIW	81	58.7					
	Clayton Wayland, SFA	150	44.0					
	Blake Thomas, Lamar University	182	39.9					
	Kyndon Fuselier, Lamar University	187	39.1					
Receptions Per Game (185 ranked)	Jalen Walthall, UIW	3	6.83	Treyvhon Saunders, Colgate	8.33			
	Tony Diaz, UTRGV	12	5.88					
	Kylon Harris, SFA	18	5.75					
	Chedon James, UIW	22	5.57					
	Jameson Garcia, UIW	42	5.00					
	Christian Jourdain, East Texas A&M	53	4.75					
	Josh Lorick, UIW	85	4.00					
	Kyndon Fuselier, Lamar University	91	3.88					
	Miequle Brock Jr., Nicholls	107	3.75					
	Devin Matthews, East Texas A&M	113	3.71					
	Jaylon Domingeaux, Southeastern La.	122	3.63					
	Paul Odidi, East Texas A&M	168	3.14					
	Xayvion Noland, UTRGV	185	3.00					
	Rush Yards Per Carry (134 ranked)	Xai'Shaun Edwards, Houston Christian	25			5.97	Carson Gresock, Gardner-Webb	7.59
Jerrell Wimbley, SFA		39	5.56					
Coleby Hamm, McNeese		63	4.73					
Miequle Brock Jr., Nicholls		72	4.47					
Jaylon Spears, UIW		93	4.05					
Ej Colson, UIW		122	3.14					
Abram Johnston, Northwestern St.		126	2.94					
Rushing TDs (106 ranked)	Xai'Shaun Edwards, Houston Christian	12	9	Joshua Dye, Southern Utah	18			
	Ej Oakmon, East Texas A&M	27	7					
	Deantre Jackson, Southeastern La.	51	6					
	TJ Dement, UTRGV	77	5					
	Jake Strong, McNeese	77	5					
	Jerrell Wimbley, SFA	77	5					
	Jaedon Henry, Southeastern La.	106	4					
	Kyle Lowe, Southeastern La.	106	4					
	Eddie Lee Marburger, UTRGV	106	4					
	Jaylon Spears, UIW	106	4					
Rushing Yards (197 ranked)	Xai'Shaun Edwards, Houston Christian	12	794	Rodney Nelson, Monmouth	1,238			
	Jerrell Wimbley, SFA	22	639					
	Miequle Brock Jr., Nicholls	102	389					
	Jaylon Spears, UIW	119	352					
	Tre'Vonte Citizen, McNeese	126	343					
	KJ Shankle, East Texas A&M	135	337					
	Xavier Coleman, Lamar University	138	332					
	Shane Lee, Nicholls	140	330					
	Kyle Lowe, Southeastern La.	140	330					
	Calvin Smith Jr., Southeastern La.	145	324					
	Nathan Denney, UTRGV	158	308					
	Deantre Jackson, Southeastern La.	173	293					
	Coleby Hamm, McNeese	185	284					
	TJ Dement, UTRGV	197	272					
	Darryle Evans, Houston Christian	197	272					
	Rushing Yards Per Game (200 ranked)	Xai'Shaun Edwards, Houston Christian	14			99.3	Rodney Nelson, Monmouth	154.8
		Jerrell Wimbley, SFA	28			79.9		
Deantre Jackson, Southeastern La.		117	48.8					
Miequle Brock Jr., Nicholls		118	48.6					
Coleby Hamm, McNeese		125	47.3					
Jaylon Spears, UIW		138	44.0					
Tre'Vonte Citizen, McNeese		148	42.9					
KJ Shankle, East Texas A&M		155	42.1					
Xavier Coleman, Lamar University		161	41.5					
Kyle Lowe, Southeastern La.		163	41.3					
Calvin Smith Jr., Southeastern La.		166	40.5					
Ej Colson, UIW		197	35.9					
Fabian Garcia, UTRGV		200	35.5					

RANKINGS SUMMARY

Statistic	Player	National Rank	Value	National Leader	Value
Sacks (176 ranked)	Kaleb Proctor, Southeastern La.	17	0.75	Joshua Stoneking, Furman	1.56
	Ky Thomas, SFA	40	0.57		
	Koby-Sebasyen King, East Texas A&M	44	0.56		
	Joshua Randall, Southeastern La.	44	0.56		
	Clinton Anokwuru, Northwestern St.	61	0.50		
	Victor Idusuyi II, SFA	61	0.50		
	Masey Lewis, McNeese	89	0.44		
	Andrew Huff, Lamar University	89	0.44		
	Deâ€™ kelvion Beamon, Lamar University	105	0.43		
	Ian Box, UTRGV	120	0.38		
	Keenan Landry, McNeese	120	0.38		
	Abdon Mata, UTRGV	120	0.38		
	Scoring (179 ranked)	Deantre Jackson, Southeastern La.	20		
Guillermo Garcia Rodriguez, Southeastern La.		26	7.6		
Brysen Gardner, UTRGV		32	7.4		
Ben Woodard, Lamar University		40	7.1		
Xai'Shaun Edwards, Houston Christian		55	6.8		
Ozlo Rigby, East Texas A&M		55	6.8		
Carlos Alvarado, SFA		78	6.4		
Will Faris, UIW		86	6.3		
Kylon Harris, SFA		136	5.3		
Xayvion Noland, UTRGV		136	5.3		
EJ Oakmon, East Texas A&M		136	5.3		
Gabriel Showalter, Nicholls		175	4.6		
Tony Diaz, UTRGV		179	4.5		
Jaylon Domingeaux, Southeastern La.		179	4.5		
Solo Tackles (21 ranked)	Jaydon Southard, SFA	17	5.14	Dylan Rowsey, Murray St.	8.25
Tackles For Loss (52 ranked)	Koby-Sebasyen King, East Texas A&M	13	1.38	Joshua Stoneking, Furman	2.25
	Ky Thomas, SFA	21	1.29		
	Jaydon Southard, SFA	41	1.07		
	Kaleb Proctor, Southeastern La.	43	1.06		
	Clinton Anokwuru, Northwestern St.	52	1.00		
	Ronnie Hamrick II, Lamar University	52	1.00		
	Declan Williams, UIW	52	1.00		
Total Offense (200 ranked)	Eddie Lee Marburger, UTRGV	12	280.0	Beau Brungard, Youngstown St.	358.3
	EJ Colson, UIW	20	258.7		
	Jake Strong, McNeese	61	206.3		
	Sam Vidlak, SFA	73	192.5		
	Aiden McCown, Lamar University	95	158.1		
	Abram Johnston, Northwestern St.	103	146.7		
	Carson Camp, Southeastern La.	105	145.0		
	Deuce Hogan, Nicholls	107	142.4		
	Eric Rodriguez, East Texas A&M	108	136.2		
	Kyle Lowe, Southeastern La.	116	121.0		
	Xai'Shaun Edwards, Houston Christian	141	99.3		
	Jake Weir, Houston Christian	155	84.4		
	Jerrell Wimbley, SFA	161	79.9		
Total Points Scored (148 ranked)	Brysen Gardner, UTRGV	27	59	Joshua Dye, Southern Utah	108
	Ben Woodard, Lamar University	33	57		
	Xai'Shaun Edwards, Houston Christian	41	54		
	Ozlo Rigby, East Texas A&M	41	54		
	Guillermo Garcia Rodriguez, Southeastern La.	58	53		
	Will Faris, UIW	70	50		
	Deantre Jackson, Southeastern La.	79	48		
	Carlos Alvarado, SFA	106	45		
	Kylon Harris, SFA	114	42		
	Xayvion Noland, UTRGV	114	42		
	EJ Oakmon, East Texas A&M	114	42		

RANKINGS SUMMARY

Statistic	Player	National Rank	Value	National Leader	Value			
Total Tackles (197 ranked)	Jaydon Southard, SFA	3	12.0	James Conway, Fordham	14.9			
	Jaiden Haygood, UTRGV	24	9.0					
	Jake Dalmado, Nicholls	31	8.8					
	Dune Smith, UIW	36	8.5					
	Koby-Sebasyen King, East Texas A&M	36	8.5					
	KK Reno, Southeastern La.	40	8.4					
	Declan Williams, UIW	52	8.1					
	Hayden Shaheen, Nicholls	57	8.0					
	Malachi Williams, SFA	64	7.9					
	Shoes Brinkley, McNeese	70	7.8					
	Lavon Williams, East Texas A&M	70	7.8					
	Fernando Washington, Northwestern St.	80	7.6					
	Kyree Anderson, East Texas A&M	80	7.6					
	Ethan Lee, Nicholls	85	7.6					
	Rodney Dansby, Houston Christian	113	7.1					
	Spencer Rich, UTRGV	142	6.6					
	Trent Zappe, Houston Christian	150	6.5					
	Kristian Pugh, Lamar University	164	6.4					
	Kolbe Cage, Northwestern St.	180	6.3					
	Landon Barrett, McNeese	197	6.1					
Total Touchdowns (120 ranked)	Xai'Shaun Edwards, Houston Christian	16	9	Joshua Dye, Southern Utah	18			
	Deantre Jackson, Southeastern La.	31	8					
	Kylon Harris, SFA	50	7					
	Xayvion Noland, UTRGV	50	7					
	EJ Oakmon, East Texas A&M	50	7					
	Tony Diaz, UTRGV	80	6					
	Jaylon Domingeaux, Southeastern La.	80	6					
	TJ Dement, UTRGV	120	5					
	Kyndon Fuselier, Lamar University	120	5					
	Devin Matthews, East Texas A&M	120	5					
	Ismael Smith Flores, UTRGV	120	5					
	Jake Strong, McNeese	120	5					
	Jerrell Wimbley, SFA	120	5					
	Yards per Pass Attempt (117 ranked)	Eddie Lee Marburger, UTRGV	3			10.10	Cole Payton, North Dakota St.	12.56
		Carson Camp, Southeastern La.	14			9.06		
Aiden McCown, Lamar University		34	7.90					
Sam Vidlak, SFA		58	7.30					
Eric Rodríguez, East Texas A&M		60	7.26					
EJ Colson, UIW		61	7.22					
Jake Strong, McNeese		77	6.93					
Abram Johnston, Northwestern St.		107	5.78					
Deuce Hogan, Nicholls		113	5.30					
Jake Weir, Houston Christian		117	4.43					
Yards per Reception (200 ranked)	Xayvion Noland, UTRGV	1	30.13	Xayvion Noland, UTRGV	30.13			
	Devin Matthews, East Texas A&M	8	20.62					
	Blake Thomas, Lamar University	12	19.93					
	Jaylon Domingeaux, Southeastern La.	54	16.31					
	Logan Mauldin, McNeese	57	16.19					
	Clayton Wayland, SFA	84	15.30					
	Jameson García, UIW	151	13.65					
	Tony Diaz, UTRGV	171	13.06					
	Joshua Jackson, McNeese	177	12.90					
	Christian Jourdain, East Texas A&M	183	12.79					

RANKINGS SUMMARY

Statistic	Team	National Rank	Value	National Leader	Value
3rd Down Conversion Pct (126 ranked)	Southeastern La.	23	0.448	Alabama St.	0.562
	UTRGV	49	0.406		
	UIW	57	0.397		
	SFA	61	0.391		
	East Texas A&M	79	0.364		
	McNeese	88	0.351		
	Houston Christian	101	0.327		
	Lamar University	105	0.324		
	Nicholls	111	0.313		
	Northwestern St.	124	0.258		
3rd Down Conversion Pct Defense (126 ranked)	Houston Christian	2	0.259	South Carolina St.	0.257
	Lamar University	5	0.295		
	SFA	8	0.300		
	Southeastern La.	16	0.324		
	UTRGV	24	0.347		
	Northwestern St.	49	0.384		
	UIW	57	0.393		
	East Texas A&M	93	0.446		
	McNeese	94	0.449		
	Nicholls	115	0.482		
4th Down Conversion Pct (126 ranked)	Northwestern St.	13	0.667	Southern Utah	1.000
	Lamar University	28	0.615		
	McNeese	31	0.600		
	UIW	57	0.538		
	SFA	58	0.529		
	Nicholls	70	0.471		
	Southeastern La.	77	0.455		
	UTRGV	81	0.444		
	East Texas A&M	86	0.429		
	Houston Christian	100	0.375		
4th Down Conversion Pct Defense (126 ranked)	Southeastern La.	19	0.385	Drake	0.167
	UTRGV	39	0.455		
	Northwestern St.	47	0.471		
	UIW	52	0.500		
	Lamar University	81	0.579		
	Houston Christian	88	0.588		
	SFA	88	0.588		
	East Texas A&M	95	0.600		
	Nicholls	102	0.625		
	McNeese	122	0.750		
Blocked Kicks (47 ranked)	Houston Christian	11	3	Eastern Wash. Norfolk St. UT Martin	5 5 5
	Lamar University	11	3		
	Southeastern La.	11	3		
	Nicholls	47	1		
	Northwestern St.	47	1		
	SFA	47	1		
	UTRGV	47	1		
Blocked Kicks Allowed (125 ranked)	McNeese	1	0	41 teams tied	0
	Nicholls	1	0		
	Southeastern La.	1	0		
	UTRGV	1	0		
	Houston Christian	42	1		
	Lamar University	42	1		
	SFA	42	1		
	UIW	42	1		
	East Texas A&M	77	2		
	Northwestern St.	119	4		
Blocked Punts (18 ranked)	Southeastern La.	3	3	Merrimack Tennessee Tech	4 4
	Houston Christian	18	1		
	Lamar University	18	1		
	Northwestern St.	18	1		
Blocked Punts Allowed (122 ranked)	McNeese	1	0	70 teams tied	0
	Nicholls	1	0		
	SFA	1	0		
	Southeastern La.	1	0		
	UIW	1	0		
	UTRGV	1	0		
	East Texas A&M	71	1		
	Houston Christian	71	1		
	Lamar University	71	1		
	Northwestern St.	105	2		

RANKINGS SUMMARY

Statistic	Player	National Rank	Value	National Leader	Value			
Total Tackles (197 ranked)	Jaydon Southard, SFA	3	12.0	James Conway, Fordham	14.9			
	Jaiden Haygood, UTRGV	24	9.0					
	Jake Dalmado, Nicholls	31	8.8					
	Dune Smith, UIW	36	8.5					
	Koby-Sebasyen King, East Texas A&M	36	8.5					
	KK Reno, Southeastern La.	40	8.4					
	Declan Williams, UIW	52	8.1					
	Hayden Shaheen, Nicholls	57	8.0					
	Malachi Williams, SFA	64	7.9					
	Shoes Brinkley, McNeese	70	7.8					
	Lavon Williams, East Texas A&M	70	7.8					
	Fernando Washington, Northwestern St.	80	7.6					
	Kyree Anderson, East Texas A&M	80	7.6					
	Ethan Lee, Nicholls	85	7.6					
	Rodney Dansby, Houston Christian	113	7.1					
	Spencer Rich, UTRGV	142	6.6					
	Trent Zappe, Houston Christian	150	6.5					
	Kristian Pugh, Lamar University	164	6.4					
	Kolbe Cage, Northwestern St.	180	6.3					
	Landon Barrett, McNeese	197	6.1					
Total Touchdowns (120 ranked)	Xai'Shaun Edwards, Houston Christian	16	9	Joshua Dye, Southern Utah	18			
	Deantre Jackson, Southeastern La.	31	8					
	Kylon Harris, SFA	50	7					
	Xayvion Noland, UTRGV	50	7					
	EJ Oakmon, East Texas A&M	50	7					
	Tony Diaz, UTRGV	80	6					
	Jaylon Domingeaux, Southeastern La.	80	6					
	TJ Dement, UTRGV	120	5					
	Kyndon Fuselier, Lamar University	120	5					
	Devin Matthews, East Texas A&M	120	5					
	Ismael Smith Flores, UTRGV	120	5					
	Jake Strong, McNeese	120	5					
	Jerrell Wimbley, SFA	120	5					
	Yards per Pass Attempt (117 ranked)	Eddie Lee Marburger, UTRGV	3			10.10	Cole Payton, North Dakota St.	12.56
		Carson Camp, Southeastern La.	14			9.06		
Aiden McCown, Lamar University		34	7.90					
Sam Vidlak, SFA		58	7.30					
Eric Rodriguez, East Texas A&M		60	7.26					
EJ Colson, UIW		61	7.22					
Jake Strong, McNeese		77	6.93					
Abram Johnston, Northwestern St.		107	5.78					
Deuce Hogan, Nicholls		113	5.30					
Jake Weir, Houston Christian		117	4.43					
Yards per Reception (200 ranked)	Xayvion Noland, UTRGV	1	30.13	Xayvion Noland, UTRGV	30.13			
	Devin Matthews, East Texas A&M	8	20.62					
	Blake Thomas, Lamar University	12	19.93					
	Jaylon Domingeaux, Southeastern La.	54	16.31					
	Logan Mauldin, McNeese	57	16.19					
	Clayton Wayland, SFA	84	15.30					
	Jameson Garcia, UIW	151	13.65					
	Tony Diaz, UTRGV	171	13.06					
	Joshua Jackson, McNeese	177	12.90					
	Christian Jourdain, East Texas A&M	183	12.79					

