

NORTHWEST MISSISSIPPI COMMUNITY COLLEGE FOOTBALL

FOUR NATIONAL TITLES (1982, 1992, 2015, 2020)

12 MACCC CHAMPIONSHIPS (1960, 1965, 1982, 1987, 1989, 1991, 1992, 1999, 2015, 2020, 2021, 2023)

20 MACCC NORTH DIVISION TITLES (1976, 1982, 1983, 1985, 1987, 1989, 1990, 1991, 1992, 1998, 1999, 2003, 2006, 2010, 2012, 2015, 2016, 2017, 2019, 2020, 2022, 2024)



Main Campus: Senatobia, Miss.
Year Founded: 1927
Enrollment: 6,131

President: Dr. Michael J. Heindl
Sports Information Director: Brian Lentz (Primary Contact)
Cell Phone: (901) 626-7885
Email: blentz@northwestms.edu
Assistant Sports Information Director: Brian Oakley
Email: boakley@northwestms.edu

Athletic Director: Jake Gordon
Website: nwccrangers.com
Athletics Twitter/X: @NWCC_Rangers
Football Twitter/X: @NWCC_Football
Facebook: Northwest Rangers Athletics
Instagram: @NWCC_Rangers

2024 SCHEDULE (10-1)

Aug. 29	PEARL RIVER	L, 23-24
Sept. 5	@ East Central	W, 22-17
Sept. 14	#8 EAST MISSISSIPPI*	W, 33-14
Sept. 19	@ Coahoma*	W, 35-16
Sept. 26	NORTHEAST MISSISSIPPI*	W, 28-20
Oct. 10	@ Southwest Mississippi	W, 23-20
Oct. 17	@ Mississippi Delta*	W, 31-3
Oct. 24	#6 HOLMES* (Homecoming)	W, 37-35
Nov. 1	@ Itawamba*	W, 43-10
Nov. 9	#5 MISSISSIPPI GULF COAST ^	W, 33-31
Nov. 16	@ #7 East Central %	W, 34-7

Home games denoted in ALL CAPS | *Denotes MACCC North Division contest
^ MACCC Semifinal game (Senatobia, Miss.) | % MACCC Championship (Decatur, Miss.)

FOOTBALL STAFF AND SUPPORT STAFF

Head Coach	Benjy Parker (Ninth season; 75-20 overall record)
Offensive Coordinator/QB Coach	Stan Hill (Ninth season)
Defensive Coordinator	Paige Anders (Fifth season)
Receivers Coach	Scott Oakley (23rd season)
Offensive Line Coach	Jim Jones (13th season)
Defensive Line Coach	Rashad Pittman (Fifth season)
Defensive Backs Coach	Charles Jones (Fifth season)
Strength & Conditioning Coach	Randal Pharr (Fourth season)
Director of Sports Medicine	Justin Ware (Third season)
Assistant Athletic Trainer	Taylor Young (Third season)
Academic Advisor	Tori Fugatt (Second season)
Sports Information Director	Brian Lentz (10th season)
Assistant Sports Information Director	Brian Oakley (Sixth season)

2024 SEASON STATISTICS

Points Per Game	31.9 (13th)
Points Allowed Per Game	17.9 (10th)
Passing Yards	1,916 (18th)
Passing Touchdowns	12 (T-24th)
Rushing Yards	2,003 (7th)
Rushing Touchdowns	23 (T-7th)
Pass Yards Allowed Per Game	198.3 (33rd)
Rushing Yards Allowed Per Game	93.5 (7th)
Sacks	31.0 (T-10th)
Tackles For Loss	77.0
Fumble Recoveries	10 (T-9th)

NORTHWEST GAME NOTES

- Northwest is competing in the NJCAA Division I Football Playoffs for the third time in the last four seasons. Since the inception of the NJCAA Playoffs in 2021, the Rangers have earned more bids than any other program in the Mississippi Association of Community Colleges Conference (MACCC).
- Northwest trails the all-time series against Iowa Western, 2-0. The two teams first met in the 2017 Graphic Edge Bowl, where the Reivers defeated the Rangers by a 36-19 final. The only other meeting between the two programs came in the 2022 NJCAA Playoffs, where Northwest dropped a 33-12 decision in Senatobia, Miss.
- Northwest is 6-8-1 all-time in national postseason contests, including bowl games. The Rangers' most recent national postseason victory came on December 5, 2020 in a 40-13 victory at Mississippi Gulf Coast. The game was the MACCC Championship and the National Community College Football Championship, a title unaffiliated with the NJCAA. This came due to MACCC programs playing a fall season during the COVID-19 pandemic, while all other NJCAA conferences delayed their seasons until Spring 2021.
- Within its conference, Northwest has made the MACCC Playoffs in 11 consecutive seasons, the longest postseason streak in the program's history. The Rangers have also posted a winning record in every season since 2015.

BY THE NUMBERS

- Sophomore running back D'mariun Perteet is one of five finalists for the 2024 JUCOWeekly Trophy. Perteet, a native of Courtland, Miss., currently ranks second in the NJCAA for rushing yards per game (121.0) and third in rushing touchdowns (16). The recent Coastal Carolina University signee has logged 1,241 yards this season.
- Perteet has also written his way into the Rangers' single-season and career record books. He currently has 241 rushing attempts this season, needing just eight more to claim the single-season record for rushing attempts. Perteet also has 22 career rushing touchdowns, tied for fourth in the career record books.
- With one more successful field goal, freshman kicker/punter Hayden Wolfe will move into a four-way tie for third-most made FG's in a single season. The Clinton, Miss. native is currently 12-for-17 on the season and hit a 52-yard field goal in the season-opener against Pearl River, shattering the program record for longest field goal.
- Wolfe also has 2,021 punt yards this season, sitting just outside the top five mark for most punt yards in a single season. He needs 161 additional punting yards to move into the top five, surpassing Brent Smith's total of 2,181 from the 2001 campaign.
- Sophomore kicker Jackson Useton needs three more field goals to move into fourth for most career made field goals. Currently, the Hernando, Miss. native has 17 career FG's and trails Kevin Buford's career total of 19 from the 2009-10 seasons. The all-time record-holders are Jim Speights (2014-15) and Drake McCarter (2016-17), with both players tied for 22.
- Sophomore Fredd Adams needs just one more returned punt to set the program's career record. The Tupelo, Miss. native and recent Coastal Carolina signee currently has 40 career punt returns, tied at the top with Fred Thomas (1992-93) and D.T. Sheffield (2020-22).
- Adams also enters today's game with seven interceptions for 178 return yards on the season. He currently ranks third for INT return yards in a single season, closing in on the record of 198 set by Vandell Grigsby (1992).
- As a team, Northwest has made 17 field goals this season, which is tied for the program's single-season record.



BENJY PARKER

HEAD COACH

NINTH SEASON (75-20 OVERALL RECORD; 47-7 MACCC NORTH DIVISION RECORD)

Benjy Parker is in his ninth season as the head football coach at Northwest Mississippi Community College, and his 19th season coaching in the NJCAA ranks.

In 26 seasons overall as a collegiate coach, Parker has been a part of four national championships with three different programs in Jones College, Butler (Kan.) and Northwest. He has coached in 13 bowl games, along with guiding the Rangers to three appearances in the NJCAA Division I Football Playoffs over the last four seasons.

Since being promoted from defensive coordinator to head coach on Feb. 17, 2016, Parker has guided Northwest to seven MACCC title games, two bowl game appearances, a 75-20 overall record and a 47-7 mark against MACCC North Division opponents.

Parker's .789 overall winning percentage is historically the best among all Northwest coaches. His .870 winning percentage in the MACCC North Division is also the best in the program's history. Parker's 75 career wins are the second-highest in Rangers' history, trailing only NJCAA Hall of Fame coach Bobby Ray Franklin's record of 202-57-6 (1981-2004).

Coach Parker's teams have won seven or more games in every season since 2016, excluding the COVID-19 impacted 2020 season, when Northwest finished 6-0 and earned the MACCC and National Community College Football Championship titles. He has also won five of the program's 20 MACCC North Division titles, along with three conference championships (2020, 2021, 2024).

Recently, Coach Parker was honored with his fourth Coach of the Year award within the MACCC, earning MACCC North Division Coach of the Year accolades. He previously earned North Division Coach of the Year honors in 2017 and garnered MACCC Coach of the Year recognition in 2020. He was also awarded the NJCAA Region 23 Coach of the Year in 2021.

Since taking over as the Rangers' head coach in 2016, Parker and his staff have produced nearly 150 FBS or FCS signees. Some of the most notable Division I players during that stretch include offensive lineman Damien Lewis (LSU), defensive back Brandin Echols (Kentucky) and defensive back Jerrick Reed II (New Mexico). All three Northwest alums were later drafted into the NFL, and Lewis also started every game on the offensive line during his stint at LSU, blocking for Joe Burrow during the Tigers' 2019 national title run. Lewis currently plays for the Carolina Panthers, while Echols and Reed are members of the New York Jets and Seattle Seahawks, respectively.

Parker is married to the former Emily Moore of Calhoun County, Miss., and the couple currently live in Hernando, Miss., with their daughter, Mary Hastings (15).

THE BENJY PARKER FILE

COACHING EXPERIENCE:

Year	School	Position	W-L	Postseason
1998	Jones County	Defensive Line	12-0	NJCAA Championship
1999	Jones County	Defensive Line	3-7	
2000	Butler (Kan.)	Linebackers	10-2	Empire Bowl
2001	Butler (Kan.)	Linebackers	10-2	Golden Isles Bowl
2002	Butler (Kan.)	Linebackers	10-2	Dixie Rotary Bowl
2003	Butler (Kan.)	Linebackers	12-0	NJCAA Championship
2004	Northeast Mississippi	Defensive Coordinator	7-3	
2005	Northeast Mississippi	Defensive Coordinator	7-2	Pilgrim's Pride Bowl
2006	Troy	Linebackers	8-5	New Orleans Bowl
2007	Troy	Linebackers	8-4	
2008	Troy	Linebackers	8-5	New Orleans Bowl
2009	Troy	Linebackers	9-4	GMAC Bowl
2010	Troy	Linebackers	8-5	New Orleans Bowl
2011	Troy	Linebackers	3-9	
2012	Troy	Linebackers	5-7	
2013	Troy	Secondary	6-6	
2014	Northwest Mississippi	Defensive Coordinator	4-6	MACJC Semifinals
2015	Northwest Mississippi	Defensive Coordinator	11-1	NJCAA Championship
2016	Northwest Mississippi	Head Coach/DC	9-3	Heart of Texas Bowl
2017	Northwest Mississippi	Head Coach/DC	8-3	Graphic Edge Bowl
2018	Northwest Mississippi	Head Coach/DC	8-2	MACJC Semifinals
2019	Northwest Mississippi	Head Coach/DC	8-3	MACJC Runner-Up
2020	Northwest Mississippi	Head Coach	6-0	MACCC/National Champions
2021	Northwest Mississippi	Head Coach	9-3	MACCC Champions/NJCAA Playoffs
2022	Northwest Mississippi	Head Coach	10-2	MACCC Runner-Up/NJCAA Playoffs
2023	Northwest Mississippi	Head Coach	7-3	MACCC Semifinals



ACTIVE COACHES - TOTAL WINS

<u>NAME</u>	<u>COLLEGE (CURRENT/FORMER)</u>	<u>YEARS</u>	<u>RECORD</u>
Mark Duda	Lackawanna (PA)	30	211-99
Scott Strohmeier	Iowa Western/North Iowa Area	18	168-43
Buddy Stephens	East Mississippi	16	148-29
Greg Medeck	Central Lakes (MN)	17	114-48
Glenn Davis	Copiah-Lincoln (MS)	20	114-81
Jeff Leiker	Coffeyville (KS)/Garden City (KS)	15	114-54
Jack Wright	Mississippi Gulf Coast/Northwest Mississippi	9	106-28
BENJY PARKER	NORTHWEST MISSISSIPPI	8	75-20

ACTIVE COACHES - WINNING PERCENTAGE

<u>NAME</u>	<u>COLLEGE (CURRENT/FORMER)</u>	<u>YEARS</u>	<u>RECORD</u>	<u>PER.</u>
Buddy Stephens	East Mississippi	16	148-29	0.839
Eric Issendorf	North Dakota State College of Science	5	51-12	0.803
Jack Wright	Mississippi Gulf Coast/Northwest Mississippi	9	106-28	0.791
Scott Strohmeier	Iowa Western/North Iowa Area	18	168-43	0.791
BENJY PARKER	NORTHWEST MISSISSIPPI	8	75-20	0.789
Willie Gooden	Kilgore (TX)	5	49-16	0.770
Steve Buckley	Jones (MS)	8	61-23	0.728
Greg Medeck	Central Lakes (MN)	17	114-48	0.704
Mark Duda	Lackawanna (PA)	30	211-99	0.680

ALL-TIME COACHES - TOTAL WINS - TOP 20

<u>NAME</u>	<u>COLLEGE</u>	<u>YEARS</u>	<u>RECORD</u>
John Eliasik	Harper (IL)	35	249-120-3
Bob MacDougall	DuPage (IL)/Joliet (IL)	26	218-78-0
Greg Croshaw	Dixie (UT)	24	214-57-1
Mark Duda*	Lackawanna (PA)	30	211-99-0
George Sekul	Mississippi Gulf Coast	26	204-77-5
Bobby Franklin	Northwest Mississippi	25	202-57-6
Sim Cooley	Jones (MS)	27	187-92-5
Jim Garrison	Chowan (NC)	36	185-149-12
Dave Blostorff	Waldorf (IA)	35	182-149-2
Hank Norton	Ferrum (VA)	24	181-45-9
Ron Haun	Ricks (ID)	20	178-40-2
Gene Murphy	Hinds (MS)	24	172-76-5
Fred Moyer	Normandale (MN)	22	170-35-2
Scott Strohmeier	Iowa Western/North Iowa Area	18	168-43-0
Red Robertson	Northeastern Oklahoma A&M	21	162-49-7
Paul Shupe	Iowa Central	23	161-59-4
Bert Williams	Georgia Millitary	20	157-57-0
Pepper Lysaker	Mesabi Range (MN)	31	154-106-1
Troy Morrell	Butler (KS)	15	154-22-0
John Anselmo	Nassau (NY)	18	151-38-0

*Active Coaches

NUMERICAL ROSTER

Football Staff

Head Coach

Benjy Parker (Ninth Season)
Ole Miss, 1998

Offensive Coordinator

Stan Hill (Ninth Season)
Marshall, 2005

Wide Receivers

Scott Oakley (22nd Season)
Ole Miss, 2002

Offensive Line

Jim Jones (14th Season)
Notre Dame, 2000

Defensive Coordinator

Paige Anders (Fifth Season)
Valdosta State, 2006

Defensive Line

Rashad Pittman (Fifth Season)
Pittsburg State, 2010

Defensive Backs

Charles Jones (Fifth Season)
Alabama, 2009

Head Strength Coach

Randal Pharr (Fourth Season)
Mississippi College, 2013

Support Staff

Athletic Director

Jake Gordon (Third Season)
University of Utah

Sports Information Director

Brian Lentz (10th Year)
Mississippi State, 2015

Assistant Sports Information Director

Brian Oakley (Sixth Year)
Vanderbilt, 1998

Athletico Physical Therapy

Director of Sports Medicine

Justin Ware (Fourth Season)
Delta State, 2014

Athletic Trainer

Taylor Young (Fourth Season)
Athletico Physical Therapy
Delta State, 2014

#	NAME	POS	HT	WT	CL	HOMETOWN / PREVIOUS SCHOOL
0	Kyler Hutton	WR	6-1	175	So.	Clinton, Miss. / Clinton HS
0A	Carlando Crump	DB	6-1	180	So.	Senatobia, Miss. / Senatobia HS
1	Zach Wilcke	QB	6-3	205	R-So.	Hernando, Miss. / Southern Miss
1A	Keshawn Davila	DB	6-1	165	So.	Tampa, Fla. / Hillsborough HS
2	K.D. Gibson	WR	6-1	185	So.	Tupelo, Miss. / Tupelo HS
2A	Elijah Ruffin	DB	6-1	200	So.	Philadelphia, Miss. / Neshoba Central HS
3	Rashard Daniels	WR	5-9	165	R-So.	Horn Lake, Miss. / Alabama State
3A	Saveon Freeman	DB	6-0	180	So.	Water Valley, Miss. / Water Valley HS
4	JaBrysten Abram	WR	5-11	165	So.	Senatobia, Miss. / Senatobia HS
4A	Trevor Walton	DB	6-2	180	R-Fr.	Horn Lake, Miss. / Memphis
5	Roman Gregory	RB	5-11	180	So.	Oxford, Miss. / Oxford HS
5A	Chris Thomas	LB	6-2	200	Fr.	Southaven, Miss. / DeSoto Central HS
6	D'mariun Perteeet	RB	5-11	205	So.	Courtland, Miss. / South Panola HS
7	M.J. Johnson	WR	5-10	175	R-Fr.	Enterprise, Ala. / Troy
7A	D.J. Burgess	DL	6-2	270	R-So.	Oxford, Miss. / Southern Miss
8	Fredd Adams	DB	5-9	160	So.	Tupelo, Miss. / Tupelo HS
9	Keon Hutchins	WR	6-1	175	Fr.	Union, Miss. / Union HS
10	Jacorey Jones	LB	6-1	215	So.	Cleveland, Miss. / Cleveland Central HS
11	Kamp Shepherd	LB	6-1	200	So.	Flora, Miss. / Tri-County Academy
12	Dre Riley	DB	5-11	175	Fr.	Charleston, Miss. / Charleston HS
13	Marion Keyes	DB	6-2	190	Fr.	Laurel, Miss. / West Jones HS
14	Jerry Wall III	LB	6-1	230	Fr.	Olive Branch, Miss. / Olive Branch HS
15	Rase Jones	LB	6-2	220	Fr.	Soso, Miss. / West Jones HS
16	Jack Wright	QB	6-0	210	R-Fr.	Vicksburg, Miss. / Warren Central HS
17	Cris O'Neal	WR	6-0	170	Fr.	Conway, Ark. / Conway HS
18	Britten Traylor	WR	6-1	190	Fr.	Olive Branch, Miss. / Olive Branch HS
19	Dylan Moran	QB	6-2	185	Fr.	Pass Christian, Miss. / Hancock HS
20	Jakwon Morris	DB	6-0	155	Fr.	Tupelo, Miss. / Tupelo HS
21	Ja Keyes	RB	6-0	215	So.	Mount Olive, Miss. / Kentucky
22	Damari Burton	DB	6-1	170	Fr.	Tupelo, Miss. / Tupelo HS
23	Nate Walker	LB	6-0	150	Fr.	Amory, Miss. / Amory HS
24	Jaylon Johnson	DL	6-4	240	So.	Antioch, Tenn. / Cane Ridge HS
25	Johnathan Faulkner	LB	5-10	225	Fr.	Senatobia, Miss. / Senatobia HS
27	Trevion Kilette	DB	5-9	170	Fr.	Pensacola, Fla. / Escambia HS
28	Qua Middlebrooks	RB	5-9	165	Fr.	Tupelo, Miss. / Tupelo HS
30	Caulen Dunn	LB	6-0	225	R-So.	Olive Branch, Miss. / Alabama State
32	Antione Keefer, Jr.	LB	6-2	260	Fr.	Memphis, Tenn. / Southwind HS
33	Elliot Helps	LB	6-2	215	Fr.	Olive Branch, Miss. / Lewisburg HS
34	Montra Sanford	LB	6-4	225	Fr.	Charleston, Miss. / Charleston HS
35	Charles Woodard	DL	6-2	250	Fr.	Starkville, Miss. / Starkville HS
36	Joey Colella	LS	5-9	200	Fr.	Brandon, Miss. / Northwest Rankin HS
37	Jackson Useton	K	5-8	160	So.	Hernando, Miss. / Hernando HS
38	Hayden Wolfe	K/P	5-8	140	Fr.	Clinton, Miss. / Clinton HS
44	Nehemiah McCloud	DL	6-2	285	Fr.	Havana, Fla. / Gadsden County HS
50	Michael Gibson, Jr.	OL	6-3	250	Fr.	Union, Miss. / Union HS
52	Drew Brewer	OL	6-3	310	R-Fr.	Purvis, Miss. / Southern Miss
53	LaParka Langston	OL	6-7	305	So.	Jonesboro, Ga. / Mundy's Mill HS
55	Christopher Rodgers	OL	6-1	285	Fr.	Tchula, Miss. / Holmes County Central HS
58	Jakheem Shumpert	OL	6-5	325	So.	Plantersville, Miss. / Shannon HS
59	Connor Hillman	OL	6-5	285	Fr.	Flora, Miss. / Tri-County Academy
61	Reginhard Pierre-Nau	OL	6-2	275	R-Fr.	Jonesboro, Ga. / Morehouse College
62	Stratton Smith	OL	6-3	310	R-So.	Oxford, Miss. / Oxford HS
64	Cobie Johnson	OL	6-3	305	Fr.	Straight Bayou, Miss. / South Delta HS
68	Cameron Foster	OL	6-6	280	So.	Amory, Miss. / Amory HS
72	Jaylen Thomas	DL	6-3	315	Fr.	Memphis, Tenn. / White Station HS
78	Tyler Ferro	OL	6-5	320	So.	Winder, Ga. / Apalachee HS
79	Nate Kelley	OL	6-6	315	Fr.	Mantachie, Miss. / Mantachie HS
81	Austin Howell	TE	6-4	245	So.	Florala, Ala. / Floralala HS
84	Jamael Johnson	TE	6-3	220	So.	Oxford, Miss. / Oxford HS
85	Koryon Hoard	TE	6-4	240	Fr.	LaGrange, Ga. / Callaway HS
86	Joshua Humes	TE	6-2	245	So.	Hernando, Miss. / Hernando HS
91	Tyeland Coleman	DL	6-4	285	So.	Terry, Miss. / Terry HS
94/97	JaQuize Buycks	DL	6-1	270	So.	Millbrook, Ala. / Stanhope Elmore HS
98	Frederick Tigner, Jr.	DL	6-1	320	Fr.	Hogansville, Ga. / Langston Hughes HS
99	T.J. Spann	DL	6-2	345	Fr.	Clinton, Miss. / Clinton HS

ALPHABETICAL ROSTER

Pronunciation Guide

JABRYSTEN Abram . . . JUH-bry-sten
DAMARI BurtonDuh-MAR-ee
JaQUIZE BUYCKSJuh-QUEZ Bikes
 Joey **COLELLA**CO-ella
CARLANDO CrumpCar-LON-do
CAULEN DunnColin
SAVEON FreemanSAVE-ee-on
KORYON HoardCore-EE-on
RASE JonesRace
QUA MiddlebrooksQuay
JAKWON MorrisJay-KWAN
REGINHARD Pierre-**NAU** . Reg-in-ard
NEW
 Jackson **USELTON**Us-ULL-ton
 Zach **WILCKE**Will-kee

Roster Breakdown

By position:

Wide Receivers/Tight Ends 12
 Offensive Linemen 12
 Defensive Backs 11
 Linebackers 11
 Defensive Linemen 9
 Running Backs 4
 Special Teams 3
 Quarterbacks 3

By state:

Mississippi 50
 Georgia 5
 Alabama 3
 Florida 3
 Tennessee 3
 Arkansas 1

By class:

Freshmen 31
 Sophomores 23
 Redshirt Sophomores 6
 Redshirt Freshmen 5

#	NAME	POS	HT	WT	CL	HOMETOWN / PREVIOUS SCHOOL
4	JaBrysten Abram	WR	5-9	170	So.	Senatobia, Miss. / Senatobia HS
8	Fredd Adams	DB	5-9	160	So.	Tupelo, Miss. / Tupelo HS
52	Drew Brewer	OL	6-2	300	R-So.	Purvis, Miss. / Southern Miss
7	D.J. Burgess	DL	6-3	250	R-So.	Oxford, Miss. / Southern Miss
22	Damari Burton	DB	6-1	170	Fr.	Tupelo, Miss. / Tupelo HS
94/97	JaQuize Buycks	DL	6-2	275	So.	Millbrook, Ala. / Stanhope Elmore HS
36	Joey Colella	LS	5-9	170	Fr.	Brandon, Miss. / Northwest Rankin HS
91	Tyeland Coleman	DL	6-3	260	So.	Terry, Miss. / Terry HS
0	Carlando Crump	DB	6-1	175	So.	Senatobia, Miss. / Senatobia HS
3	Rashard Daniels	WR	5-8	165	R-So.	Horn Lake, Miss. / Alabama State
1	Keshawn Davila	DB	6-1	165	So.	Tampa, Fla. / Hillsborough HS
30	Caulen Dunn	LB	6-1	210	R-So.	Olive Branch, Miss. / Alabama State
25	Johnathan Faulkner	LB	5-11	225	Fr.	Senatobia, Miss. / Senatobia HS
78	Tyler Ferro	OL	6-5	300	So.	Winder, Ga. / Apalachee HS
68	Cameron Foster	OL	6-6	275	So.	Amory, Miss. / Amory HS
3	Saveon Freeman	DB	6-1	180	So.	Water Valley, Miss. / Water Valley HS
2	K.D. Gibson	WR	6-1	180	So.	Tupelo, Miss. / Tupelo HS
50	Michael Gibson, Jr.	OL	6-3	250	Fr.	Union, Miss. / Union HS
5	Roman Gregory	RB	5-10	180	So.	Oxford, Miss. / Oxford HS
33	Elliot Helps	LB	6-3	215	Fr.	Olive Branch, Miss. / Lewisburg HS
59	Connor Hillman	OL	6-5	285	Fr.	Flora, Miss. / Tri-County Academy
85	Koryon Hoard	TE	6-4	240	Fr.	LaGrange, Ga. / Callaway HS
81	Austin Howell	TE	6-4	245	So.	Floral, Ala. / Floral HS
86	Joshua Humes	TE	6-2	220	So.	Hernando, Miss. / Hernando HS
9	Keon Hutchins	WR	6-1	170	Fr.	Union, Miss. / Union HS
0	Kyler Hutton	WR	5-11	170	So.	Clinton, Miss. / Clinton HS
64	Cobie Johnson	OL	6-3	305	Fr.	Straight Bayou, Miss. / South Delta HS
84	Jamael Johnson	TE	6-3	235	R-Fr.	Oxford, Miss. / Oxford HS
24	Jaylon Johnson	DL	6-4	225	So.	Antioch, Tenn. / Cane Ridge HS
7	M.J. Johnson	WR	5-10	175	R-Fr.	Enterprise, Ala. / Troy
10	Jacorey Jones	LB	6-2	195	So.	Cleveland, Miss. / Cleveland Central HS
15	Rase Jones	LB	6-2	220	Fr.	Soso, Miss. / West Jones HS
32	Antione Keefer, Jr.	LB	6-2	260	Fr.	Memphis, Tenn. / Southwind HS
79	Nate Kelley	OL	6-6	310	Fr.	Mantachie, Miss. / Mantachie HS
21	Ja Keyes	RB	6-0	215	So.	Mount Olive, Miss. / Kentucky
13	Marion Keyes	DB	6-2	190	Fr.	Laurel, Miss. / West Jones HS
27	Trevion Killelte	DB	5-9	170	Fr.	Pensacola, Fla. / Escambia HS
53	LaParka Langston	OL	6-8	325	So.	Jonesboro, Ga. / Mundy's Mill HS
44	Nehemiah McCloud	DL	6-2	285	Fr.	Havana, Fla. / Gadsden County HS
28	Qua Middlebrooks	RB	5-9	165	Fr.	Tupelo, Miss. / Tupelo HS
19	Dylan Moran	QB	6-2	185	Fr.	Pass Christian, Miss. / Hancock HS
20	Jakwon Morris	DB	6-0	160	Fr.	Tupelo, Miss. / Tupelo HS
17	Cris O'Neal	WR	6-0	170	Fr.	Conway, Ark. / Conway HS
6	D'mariun Perteet	RB	5-11	205	So.	Courtland, Miss. / South Panola HS
61	Reginhard Pierre-Nau	OL	6-2	275	R-Fr.	Jonesboro, Ga. / Morehouse College
12	Dre Riley	DB	6-0	180	Fr.	Charleston, Miss. / Charleston HS
55	Christopher Rodgers	OL	6-3	295	Fr.	Tchula, Miss. / Holmes County Central HS
2	Elijah Ruffin	DB	6-0	190	So.	Philadelphia, Miss. / Neshoba Central HS
34	Montra Sanford	LB	6-4	225	Fr.	Charleston, Miss. / Charleston HS
11	Kamp Shepherd	LB	6-0	190	So.	Flora, Miss. / Tri-County Academy
58	Jakheem Shumpert	OL	6-5	325	So.	Plantersville, Miss. / Shannon HS
62	Stratton Smith	OL	6-3	295	R-So.	Oxford, Miss. / Oxford HS
99	T.J. Spann	DL	6-4	330	Fr.	Clinton, Miss. / Clinton HS
5	Chris Thomas	LB	6-3	205	Fr.	Southaven, Miss. / DeSoto Central HS
72	Jaylen Thomas	DL	6-3	310	Fr.	Memphis, Tenn. / White Station HS
98	Frederick Tigner, Jr.	DL	6-1	305	Fr.	Hogansville, Ga. / Langston Hughes HS
18	Britten Traylor	WR	6-1	190	Fr.	Olive Branch, Miss. / Olive Branch HS
37	Jackson Uselton	K	5-7	145	So.	Hernando, Miss. / Hernando HS
23	Nate Walker	LB	6-0	210	Fr.	Amory, Miss. / Amory HS
14	Jerry Wall III	LB	6-2	240	Fr.	Olive Branch, Miss. / Olive Branch HS
4	Trevor Walton	DB	6-2	185	R-Fr.	Horn Lake, Miss. / Memphis
1	Zach Wilcke	QB	6-2	205	R-So.	Hernando, Miss. / Southern Miss
38	Hayden Wolfe	K/P	5-8	140	Fr.	Clinton, Miss. / Clinton HS
35	Charles Woodard	DL	6-2	250	Fr.	Starkville, Miss. / Starkville HS
16	Jack Wright	QB	6-0	210	R-Fr.	Vicksburg, Miss. / Warren Central HS

PROGRAM RECORDS



ELDRA BUCKLEY

RUSHING

Rushing Yards

Most Rushing Yards, Career

- 3,161 Justin Crawford (2014-15)
- 2,501 Jaquerrious Williams (2019-21)
- 2,283 Lavelle Danzy (1991-92)
- 2,236 John Avery (1994-95)
- 2,111 Kevin Jones (1997-98)

Most Rushing Yards, Season

- 2,031 Vince Powell (1989)
- 1,610 Justin Crawford (2015)
- 1,551 Justin Crawford (2014)
- 1,500+Ricky Blake (1987)

Most Rushing Yards, Game

- 338 Justin Crawford at Coahoma (10/23/14)
- 278 Eldra Buckley vs. East Mississippi (10/7/04)
- 269 Eldra Buckley vs. Copiah-Lincoln (9/23/04)
- 269 Justin Crawford at Itawamba (9/17/15)
- 259 Justin Crawford at Holmes (10/2/14)

Rushing Yards/Game (min. 9 gms)

- 172.3 Justin Crawford (2014)
- 166.7 Ricky Blake (1987)
- 156.2 Vince Powell (1989)
- 141.8 Eldra Buckley (2004)
- 134.2 Justin Crawford (2015)

Rushing Attempts

Most Rushing Attempts, Career

- 469 Justin Crawford (2014-15)
- 404 John Avery (1994-95)
- 402 Jaquerrious Williams (2019-21)
- 370 Kevin Jones (1997-98)
- 355 Damian Baker (2012-13)

Most Rushing Attempts, Season

- 248 Justin Crawford (2015)
- 241 D'mariun Perteet (2024)**
- 238 Vince Powell (1989)

- 226 John Avery (1994)
- 221 Justin Crawford (2014)

Most Rushing Attempts, Game

- 44 Sherron Moore vs. Holmes (10/11/01)
- 42 Justin Crawford at Holmes (10/2/14)
- 38 Kevin Jones vs. Holmes (10/30/97)
- 35 Justin Crawford at Coahoma (10/23/14)
- 33 Justin Crawford at Itawamba (9/17/15)
- 33 D'mariun Perteet @ East Central (9/5/24)**

Long Rush

- 97 Rontae Bass vs. Copiah-Lincoln (11/7/91)
- 96 Jerry Barrett vs. Holmes (9/17/70)
- 90 Willie Gardner vs. Southwest (10/17/96)
- 89 D'mariun Perteet vs. Northeast (9/26/24)**
- 85 Cornelius Byrd vs. Jones County (11/5/83)
- 85 Vince Powell vs. Coahoma (10/12/89)
- 85 Roell Preston at East Mississippi (9/21/91)
- 85 John Avery at Mississippi Delta (10/15/94)
- 83 Damian Baker at Coahoma (9/12/13)
- 83 Chris Calvert vs. Northeast (10/18/18)

Rushing Touchdowns

Most Rushing Touchdowns, Career

- 37 Jaquerrious Williams (2019-21)
- 30 Justin Crawford (2014-15)
- 25 John Avery (1994-95)
- 22 Ricky Blake (1987)
- 22 Rontae Bass (1991-92)
- 22 Jamarion Bracey (2021-22)
- 22 D'mariun Perteet (2023-24)**

Most Rushing Touchdowns, Season

- 22 Ricky Blake (1987)
- 18 Houston Agnew (1983)
- 18 Vince Powell (1989)
- 17 Jaquerrious Williams (2021)
- 16 Justin Crawford (2015)

16 D'mariun Perteet (2024)

Most Rushing Touchdowns, Game

- 4 Boyd Cole vs. Itawamba (9/16/72)
- 4 Houston Agnew at Northeast (10/22/83)
- 4 Vince Powell vs. Coahoma (10/12/89)
- 4 Eldra Buckley vs. Copiah-Lincoln (9/23/04)
- 4 Justin Crawford at Holmes (10/2/14)
- 4 Justin Crawford at Coahoma (10/23/14)
- 4 Chris Calvert at Mississippi Delta (9/13/18)
- 4 Jaquerrious Williams vs. Coahoma (10/10/19)

Rushing Yards/Carry (min. 125 att)

Rushing Yards Per Carry, Career (min. 200 att)

- 8.53 Vince Powell (1989)
- 8.04 Eldra Buckley (2003-04)
- 6.74 Justin Crawford (2014-15)
- 6.60 Lavelle Danzy (1991-92)
- 6.33 Sherron Moore (2000-01)

Rushing Yards Per Carry, Season (min. 125 att)

- 8.53 Vince Powell (1989)
- 7.97 Eldra Buckley (2004)
- 7.76 Kelcey Williams (1999)
- 7.71 Ray Barksdale (1990)
- 7.01 Justin Crawford (2014)

PASSING

Passing Yards

Most Passing Yards, Career

- 5,897 Russell Evans (1991-92)
- 5,045 Will Hall (1999-2000)
- 4,943 Casey Weston (2008-09)
- 4,911 Bryan Sparacino (1994-95)
- 4,519 Michael Hiers (2020-21)

Most Passing Yards, Season

- 3,982 Will Hall (2000)
- 3,293 Russell Evans (1992)
- 3,288 Gardner Minshew (2015)
- 3,093 Michael Hiers (2021)
- 2,949 Jack Abraham (2017)

Most Passing Yards, Game

- 602 Will Hall vs. East Mississippi (10/27/00)
- 514 Will Hall vs. Holmes (10/14/00)
- 487 Jack Abraham vs East Mississippi (11/11/17)
- 443 Ryan Mossakowski vs. Pearl River (9/1/11)
- 434 Will Hall vs. Mississippi Gulf Coast (9/16/00)

Pass Completions

Most Pass Completions, Career

- 394 Casey Weston (2008-09)
- 323 Russell Evans (1991-92)
- 315 Bryan Sparacino (1994-95)
- 311 Will Hall (1999-2000)
- 306 Michael Hiers (2020-21)

Most Pass Completions, Season

- 248 Will Hall (2000)
- 223 Gardner Minshew (2015)
- 214 Jack Abraham (2017)
- 212 Michael Hiers (2021)
- 204 Casey Weston (2008)

Most Pass Completions, Game

- 34 Jack Abraham vs East Mississippi (11/11/17)
- 33 Ryan Mossakowski vs. East Mississippi (9/15/11)
- 33 Jack Abraham at Itawamba (9/14/17)
- 32 Casey Weston vs. Mississippi Gulf Coast (8/28/08)
- 32 Michael Hiers vs. New Mexico Military (12/5/21)

Pass Attempts

Most Pass Attempts, Career

- 695 Casey Weston (2008-09)
- 663 Russell Evans (1991-92)
- 583 Bryan Sparacino (1994-95)
- 579 Bobby Robison (2001-02)

Most Pass Attempts, Season

- 367 Gardner Minshew (2015)
- 366 Will Hall (2000)
- 363 John Holmes (1998)
- 354 Casey Weston (2008)
- 348 Russell Evans (1992)

Most Pass Attempts, Game

- 57 Ryan Mossakowski vs. Northeast (9/29/11)
- 56 Jack Abraham at Itawamba (9/14/17)
- 55 Bobby Robison vs. Jones County (9/6/01)
- 54 Keegan Patterson vs. East Mississippi (10/5/23)
- 53 Michael Hiers at New Mexico Military (12/5/21)

PROGRAM RECORDS

Passing Touchdowns

Most Passing Touchdowns, Career

57	Will Hall (1999-2000)
56	Russell Evans (1991-92)
43	Bryan Sparacino (1994-95)
43	Bobby Robison (2001-02)
42	Casey Weston (2008-09)

Most Passing Touchdowns, Season

48	Will Hall (2000)
28	Russell Evans (1991)
28	Russell Evans (1992)
28	Gardner Minshew (2015)
27	Casey Weston (2009)

Most Passing Touchdowns, Game

9	Will Hall vs. East Mississippi (10/27/00)
6	Bobby Robison vs. East Mississippi (10/19/02)
6	Jack Walker at Holmes (9/26/19)
6	Ren Hefley at Coahoma (10/13/22)
5	Russell Evans vs. Mississippi Delta (10/3/91)
5	Jason Johnson vs. East Mississippi (10/28/99)
5	Will Hall vs. Copiah-Lincoln (8/31/00)
5	Will Hall vs. Jones County (9/9/00)
5	Will Hall vs. MS Gulf Coast (9/16/00)
5	Will Hall vs. Hinds (10/5/00)
5	Will Hall vs. Coahoma (11/2/00)
5	Casey Weston vs. East Mississippi (9/24/09)
5	Ryan Mossakowski vs. Pearl River (9/1/11)
5	Gardner Minshew vs. Rochester (12/6/15)
5	Jack Abraham vs East Mississippi (11/11/17)

Completion Percentage

Completion Percentage, Career (min. 325 att)

65.2	Michael Hiers (2020-21)
64.7	Will Hall (1999-2000)
63.5	Jack Abraham (2017)
60.8	Gardner Minshew (2015)
57.4	Kelvin Simmons (1989-90)

Completion Percentage, Season (min. 175 att)

67.8	Will Hall (2000)
64.4	Michael Hiers (2021)
63.5	Jack Abraham (2017)
61.4	Brent Osborn (2010)
60.8	Gardner Minshew (2015)

Long Pass & Completion

95	Russell Evans to Eric Smith at Co-Lin (9/5/92)
95	Bryan Sparacino to Andre Rone vs. Co-Lin (9/29/94)
95	Michael Hiers to D.T. Sheffield at Coahoma (10/7/21)
90	Bobby Byrd to Wesley Carroll vs. Hinds (11/21/87)
87	Rayburn Morris to Joemal Campbell at Holmes (10/4/03)
86	Casey Weston to Darryl Kinkle vs. Gulf Coast (8/27/09)
86	Robert Wilcke to Demarcus Jones at Southwest MS (9/6/18)
85	John Holmes to Andre Heard at Delta (10/17/98)
83	Clay Hologorsen to Jerrick Orr at East Miss. (10/15/16)
82	Kyle Morgan to Justin Crawford vs. Delta (10/9/14)
82	Michael Hiers to D.T. Sheffield at Coahoma (10/7/21)

Total Offense

Total Offense, Career

6,102	Russell Evans (1991-92)
5,159	Will Hall (1999-2000)
4,779	Casey Weston (2008-09)
4,541	Bryan Sparacino (1994-95)
4,496	Michael Hiers (2020-21)

Total Offense, Season

4,075	Will Hall (2000)
3,359	Russell Evans (1992)
3,321	Gardner Minshew (2015)
3,107	Michael Hiers (2021)
3,048	Jack Abraham (2017)

Total Offense, Game

407.5	Will Hall (2000)
394.5	Michael Hiers (2020)
303.1	Casey Weston (2009)
278.7	Ryan Mossakowski (2011)
277.1	Jack Abraham (2017)

RECEIVING

Receiving Yards

Most Receiving Yards, Career

2,316	Eric Smith (1991-92)
2,124	D.T. Sheffield (2020-22)
1,927	Andre Rone (1994-95)
1,688	Roell Preston (1991-92)
1,584	Omar Rayford (1998-99)

Most Receiving Yards, Season

1,561	Eric Smith (1992)
1,360	Omar Rayford (1999)
1,237	Anton Paige (2000)
1,089	D.T. Sheffield (2021)
1,060	Michael Lindsey (2009)

Most Receiving Yards, Game

269	Eric Smith at Copiah-Lincoln (9/5/92)
234	Michael Lindsey vs. Mississippi Delta (10/1/09)
213	Andre Rone vs. MS Gulf Coast (8/31/95)
211	Eric Smith vs. Mississippi Delta (10/1/92)
210	Tony Harris at Coahoma (10/12/89)

Receiving Yards/Game Avg (min. 40 rec.)

123.7	Anton Paige (2000)
120.1	Eric Smith (1992)
117.8	Michael Lindsey (2009)
113.3	Omar Rayford (1999)
100.2	Andre Rone (1994)

Pass Receptions

Most Pass Receptions, Career

130	D.T. Sheffield (2020-22)
117	Andre Rone (1994-95)
109	Marquisian Chapman (2015-16)
104	Eric Smith (1991-92)
92	Connie Moore (1996-97)/ Braden Smith (2018-19)

Most Pass Receptions, Season

68	Eric Smith (1992)
66	Omar Rayford (1999)
64	Anton Paige (2000)
60	Andre Rone (1994)
59	Marquisian Chapman (2016)

Most Pass Receptions, Game

13	Marcus Henry vs. East Mississippi (9/15/11)
12	Eric Smith vs. Mississippi Delta (10/1/92)
12	Kevin Cooper vs. Itawamba (10/19/95)
11	Andre Rone vs. MS Gulf Coast (8/31/95)
11	John Harris vs. Mississippi Delta (9/28/02)
11	Marquisian Chapman vs. Trinity Valley (12/3/16)
11	D.T. Sheffield vs. East Mississippi (9/30/21)

Touchdown Receptions

Most Receiving Touchdowns, Career

26	D.T. Sheffield (2020-22)
19	John Harris (2002-03)
18	Roell Preston (1991-92)
18	Anton Paige (2000)
17	Eric Smith (1991-92)
17	Braden Smith (2018-19)

Most Receiving Touchdowns, Season

18	Anton Paige (2000)
15	John Harris (2002)
14	Omar Rayford (1999)
13	Michael Lindsey (2009)
12	Lance Ray (2011)

Most Receiving Touchdowns, Game

5	Rory Redmond vs. Northeast (10/9/97)
4	John Harris vs. Mississippi Delta (9/28/02)
4	Anton Paige vs. East Mississippi (10/27/00)
3	Rick Owens at Itawamba (1967)
3	Roell Preston at Holmes (9/24/92)
3	Eric Smith vs. Copiah-Lincoln (9/5/92)
3	Michael Lindsey vs. Mississippi Delta (10/1/09)
3	Andre Heard vs. Mississippi Delta (10/17/98)
3	Andre Rone vs. Copiah-Lincoln (9/29/94)
3	Terence Samuel vs. East Central (9/14/95)
3	Lance Ray vs. Pearl River (9/1/11)
3	Lance Ray at Mississippi Delta (10/3/11)
3	Cameron Wynn at East Mississippi (10/3/19)
3	D.T. Sheffield at Coahoma (10/13/22)



ROELL PRESTON

PROGRAM RECORDS



HENRY "GIZMO" WILLIAMS

100-Yard Receiving Games, Season

8	Omar Rayford (1999)
7	Michael Lindsey (2009)
6	Roell Preston (1992)
6	Eric Smith (1992)
6	Anton Paige (2000)
5	Andre Rone (1995)
5	Durell Robinson (2001)
5	Marcus Henry (2011)

ALL-PURPOSE YARDAGE

All-Purpose Yards

All-Purpose Yards, Career

3,993	Justin Crawford (2014-15)
3,067	John Avery (1994-95)
2,903	D.T. Sheffield (2020-22)
2,695	Eric Smith (1991-92)
2,317	Lavelle Danzy (1991-92)
2,317	Kevin Jones (1997-98)

All-Purpose Yards, Season

2,031	Vince Powell (1989)
2,022	Justin Crawford (2015)
1,971	Justin Crawford (2014)
1,860	John Avery (1994)
1,561	Eric Smith (1992)

All-Purpose Yards, Game

197.1	Justin Crawford (2014)
186.0	John Avery (1994)
168.5	Justin Crawford (2015)
156.2	Vince Powell (1989)

SCORING

Points Scored

Most Points Scored, Career

234	Jaquerrious Williams (2019-21)
220	Justin Crawford (2014-15)
191	Shae Orrell (1999-00)

174	D.T. Sheffield (2020-22)
168	John Avery (1994-95)

Most Points Scored, Season

136	Justin Crawford (2015)
132	Ricky Blake (1987)
112	Houston Agnew (1987)
108	Vince Powell (1989)
108	Anton Paige (2000)
108	Jaquerrious Williams (2021)

KICKING

Field Goals Made

Field Goals Made, Career

22	Jim Speights (2014-15)
22	Drake McCarter (2016-17)
20	Shae Orrell (1999-00)
19	Kevin Buford (2009-10)
17	Jackson Uselton (2023-24)

Field Goals Made, Season

17	Jim Speights (2015)
16	Drake McCarter (2016)
13	Kevin Buford (2010)
13	Shae Orrell (1999)
13	Les Binkley (1998)

Field Goals Made, Game

4	Kevin Buford at Northeast (9/30/10)
4	Chase Carpenter at Northeast (9/20/12)
4	Tucker Barefoot at Mississippi Gulf Coast (12/5/20)
4	Jackson Uselton vs. Hinds (9/14/23)
3	Lonny Calicchio at Holmes (9/24/92)
3	Les Binkley vs. Northeast (10/1/98)
3	Les Binkley vs. Jones County (11/5/98)
3	Jim Speights vs. Northeast (9/10/15)
3	Jim Speights vs. Hinds (9/24/15)
3	Drake McCarter at East Central (11/5/16)

Field Goals Attempted

Field Goals Attempted, Career

44	Drake McCarter (2016-17)
34	Jim Speights (2014-15)
30	Nason Williams (1994, 96)
30	Shae Orrell (1999-00)
26	Jackson Uselton (2023-24)

Field Goals Attempted, Season

27	Drake McCarter (2016)
24	Jim Speights (2015)
21	Les Binkley (1998)
20	Shae Orrell (1999)
18	Lonny Calicchio (1992)
18	Kevin Buford (2010)

Field Goals Attempted, Game

5	Kevin Buford at Northeast (9/30/10)
5	Jackson Uselton vs. Hinds (9/14/23)
4	Keith Stribling vs. Ferrum (12/5/82)
4	Shae Orrell vs. East Central (11/13/99)
4	Les Binkley vs. Southwest (9/10/98)
4	Chase Carpenter at Northeast (9/20/12)
4	Jim Speights vs. Holmes (10/3/15)
4	Drake McCarter vs. Northeast (10/27/16)
4	Drake McCarter at Itawamba (9/14/17)
4	Tucker Barefoot at Mississippi Gulf Coast (12/5/20)
4	Eli Hamlin vs. Mississippi Gulf Coast (9/1/22)

Field Goal Percentage

Best FG Percentage, Career (min. 20 att)

.760	Kevin Buford (19/25), 2009-10
.667	Shae Orrell (20/30), 1999-00
.647	Jim Speights (22/34), 2014-15
.625	Lonny Calicchio (15/24), 1991-92
.619	Chase Carpenter (13/21), 2011-12
.619	Les Binkley (13/21), 1998

Best FG Percentage, Season (min. 15 att)

.722	Kevin Buford (13/18), 2010
.708	Jim Speights (17/24), 2015
.706	Jackson Uselton (12/17), 2023
.667	Lonny Calicchio (12/18), 1992
.650	Shae Orrell (13/20), 1999

Long Field Goal

52 Hayden Wolfe vs. Pearl River (8/29/94)

51	Bobby Ferguson vs. Copiah-Lincoln (1980)
51	Brent Smith at Coahoma (11/1/01)
50	Kevin Buford at Mississippi Delta (10/1/09)
49	Nason Williams vs. MS Gulf Coast (9/1/94)
47	Jary Tindall vs. Holmes (9/5/85)
47	Kevin Bolen vs. Coahoma (10/9/86)
47	Nason Williams at Itawamba (10/20/94)
47	Nason Williams at Northeast (10/10/96)
47	Les Binkley vs. Jones County (11/5/98)
47	Shae Orrell at Itawamba (9/28/00)
47	Brent Smith vs. Jones County (11/10/01)
47	Drake McCarter vs. Holmes (9/29/16)

Extra Points (PAT)

Most PATs Made, Career

131	Shae Orrell (1999-00)
101	Lonny Calicchio (1991-92)
98	Eli Hamlin (2021-22)
88	Chase Carpenter (2011-12)
88	Drake McCarter (2016-17)

Most PATs Made, Season

71	Shae Orrell (2000)
60	Shae Orrell (1999)
55	Lonny Calicchio (1992)
53	Jim Speights (2015)
53	Eli Hamlin (2021)

Most PATs Attempted, Career

142	Shae Orrell (1999-00)
119	Lonny Calicchio (1991-92)
108	Eli Hamlin (2021-22)
100	Drake McCarter (2016-17)
96	Chase Carpenter (2011-12)

PROGRAM RECORDS

PUNTING

Long Punt

70	Shae Orrell vs. East Central (11/13/99)
69	Shane Hargett at Coahoma (10/7/95)
68	Kevin Buford at Pearl River (9/2/10)
64	Drew Dabney at Holmes (9/26/19)
62	Jim Speights at Holmes (10/2/14)

Punting Yards

Most Punting Yards, Career

4,347	Lonny Calicchio (1991-92)
4,256	Shane Hargett (1995-96)
4,128	Kevin Cooper (1993-94)
3,927	Jim Speights (2014-15)
3,654	Jeff Walls (1997-98)

Most Punting Yards, Season

2,441	Lonny Calicchio (1991)
2,410	Bobby Ferguson (1980)
2,349	Drake McCarter (2016)
2,186	Shane Hargett (1996)
2,181	Brent Smith (2001)

Punt Attempts

Most Punt Attempts, Career

108	Lonny Calicchio (1991-92)
107	Kevin Cooper (1993-94)
103	Shane Hargett (1995-96)
99	Jim Speights (2014-15)
92	Jeff Walls (1997-98)
92	Drake McCarter (2016-17)

Most Punt Attempts, Season

64	Bobby Ferguson (1980)
61	Drake McCarter (2016)
60	Lonny Calicchio (1991)
59	Brent Smith (2001)
57	Kevin Cooper (1993)

Punt Average

Best Average Yards Per Punt, Career

41.32	Shane Hargett (1995-96)
40.26	Kevin Buford (2009-10)
40.25	Lonny Calicchio (1991-92)
40.03	Chase Carpenter (2011-12)
39.72	Jeff Walls (1997-98)

Best Average Yards Per Punt, Season

42.86	Shane Hargett (1996)
41.82	Kevin Cooper (1994)
41.55	Kevin Buford (2009)
41.09	Jim Speights (2015)
40.94	Jeff Walls (1998)

Punt Inside the 20 (since 2001)

Most Punts Inside the 20, Career

38	Drake McCarter (2016-17)
30	Kevin Buford (2009-10)
27	Chase Carpenter (2011-12)
23	Jim Speights (2014-15)
23	Tanner Gillis (2020-21)

Most Punts Inside the 20, Season

25	Drake McCarter (2016)
21	Hayden Wolfe (2024)
17	Jim Speights (2015)
16	Kevin Buford (2009)
14	Chase Carpenter (2011)
14	Kevin Buford (2010)
14	Tanner Gillis (2021)
14	Shade Foster (2022)

PUNT RETURNS

Punt Returns

Most Punts Returned, Career

40	Fred Thomas (1992-93)
40	D.T. Sheffield (2020-22)
40	Fredd Adams (2023-24)
37	Eugene Egerson (1999-00)
34	Jamaal Jackson (2001-02)

Most Punts Returned, Season

28	Fred Thomas (1992)
24	Desman Ivy (2007)
23	Dante Hickey (1995)
22	Eugene Egerson (2000)
20	Fredd Adams (2023)
20	Fredd Adams (2024)

Punt Return Yards

Most Punt Return Yards, Career

949	Fred Thomas (1992-93)
648	Eugene Egerson (1999-00)
483	D.T. Sheffield (2020-22)
356	Timothy Jones (2003-04)
337	Jamaal Jackson (2001-02)

Most Punt Return Yards, Season

693	Fred Thomas (1992)
436	Eugene Egerson (2000)
309	Dante Hickey (1995)
256	Fred Thomas (1993)
226	D.T. Sheffield (2022)

Average Yards Per Return

Best Average Yards Per Return, Career (min. 15 ret)

23.73	Fred Thomas (1992-93)
17.51	Eugene Egerson (1999-00)
13.43	Dante Hickey (1995)
12.00	Ray Jackson (1999-00)

Best Average Yards Per Return, Season (min. 9 ret)

24.75	Fred Thomas (1992)
21.33	Fred Thomas (1993)
19.82	Eugene Egerson (2000)
14.67	Freddie Douglas (1991)

Punt Return Touchdowns

Most Punt Return Touchdowns, Career

4	Fred Thomas (1992-93)
3	Eugene Egerson (1999-00)
2	Henry "Gizmo" Williams (1981-82)
2	D.T. Sheffield (2020-22)

Most Punt Return Touchdowns, Season

3	Fred Thomas (1992)
3	Eugene Egerson (2000)

Long Punt Return

97	Fred Thomas vs. Coahoma (10/8/92)
90	Fred Thomas at Northeast (11/5/92)
89	Lawon Debardeleben vs Jones County (10/27/12)
85	Eugene Egerson vs. Northeast (9/21/00)
82	Tym Nelson vs. Itawamba (10/10/70)

KICKOFF RETURNS

Kickoff Returns

Most Kickoff Returns, Career

56	Marcel Newson (2013-14)
32	Keyon Fordham (2019-21)
30	Terrance Jackson (2004-05)
28	Timothy Jones (2003-04)
28	KyKy Austin (2015-16)

Most Kickoff Returns, Season

32	Marcel Newson (2014)
28	KyKy Austin (2015)
24	Marcel Newson (2013)
24	Lawon Debardeleben (2012)
24	M.J. Johnson (2024)

Kickoff Return Yards

Most Kickoff Return Yards, Career

1,343	Marcel Newson (2013-14)
889	Keyon Fordham (2019-21)
724	Terrance Jackson (2004-05)
626	KyKy Austin (2015-16)
616	Eugene Egerson (1999-00)

Most Kickoff Return Yards, Season

747	Marcel Newson (2014)
626	KyKy Austin (2015)
596	Marcel Newson (2013)
558	Cameron Wynn (2019)
528	M.J. Johnson (2024)

Average Yards Per Kick Return

Best Average Yards Per Return, Career (min. 15 ret)

33.72	John Avery (1994-95)
31.16	Marcus Christon (1999-00)
29.33	Eugene Egerson (1999-00)
27.78	Keyon Fordham (2019-21)
26.21	Fred Thomas (1992-93)

Kickoff Return Touchdowns

Most Kickoff Return Touchdowns, Career

3	John Avery (1994-95)
2	Henry Williams (1981)
2	Fred Thomas (1992-93)
2	Marcus Christon (1999-00)
2	Lance Ray (2011)

Most Kickoff Return Touchdowns, Season

2	Henry Williams (1981)
2	John Avery (1994)
2	Lance Ray (2011)

PROGRAM RECORDS

Long Kick Return

100	Henry Williams vs. East Central (9/1981)
100	Eugene Egerson at East Mississippi (10/26/00)
100	Terrance Jackson at Northeast (10/20/05)
98	Larry Herron vs Jones County (9/2/72)
98	Marcus Christon vs. MS Gulf Coast (9/16/00)
97	Willie Hill at East Mississippi (1973)
95	Ken Rowe vs. Hinds (9/14/90)
95	John Avery vs. East Mississippi (9/22/94)
95	Keyon Fordham at East Central (8/29/19)

INTERCEPTIONS

Most Interceptions

Most Interceptions, Career

19	Vandell Grigsby (1991-92)
18	Johnathan Shaw (1999-2000)
16	Sinatra Armstrong (1989-90)
15	Shaddrick Carter (1998-99)
13	Demetric Wright (1999-2000)
13	Jamaal Jackson (2001-02)

Most Interceptions, Season

11	Sinatra Armstrong (1989)
10	Vandell Grigsby (1992)
9	Vandell Grigsby (1991)
9	Johnathan Shaw (1999)
9	Johnathan Shaw (2000)

Most Interceptions, Game

4	Vandell Grigsby vs. Northeastern Oklahoma (12/5/92)
4	Johnathan Shaw vs. East Mississippi (10/28/99)
4	Fredd Adams vs. East Mississippi (9/14/24)
3	Ron Howard vs. Coahoma (10/12/90)
3	Demetric Wright vs. Coahoma (9/23/99)
3	Marcus Connor vs. East Mississippi (10/7/04)

Interception Return Yards

Most Interception Return Yards, Career

322	Johnathan Shaw (1999-2000)
320	Vandell Grigsby (1991-92)
260	Shaddrick Carter (1998-99)
239	Jamaal Jackson (2001-02)
207	Demetric Wright (1999-2000)

Most Interception Return Yards, Season

198	Vandell Grigsby (1992)
190	Malikia Griffin (1995)
178	Fredd Adams (2024)
171	Jamaal Jackson (2001)
169	Jeffrey Dukes (2003)

Interception Return Touchdowns

Most Interception Return Touchdowns, Career

4	Turner Rotenberry (2016-17)
3	Johnathan Shaw (1999-2000)
3	Demetric Wright (1999-2000)
2	Sinatra Armstrong (1989-90)
2	Jeffrey Dukes (2003)
2	DeVon Hicks (2004, 2006)
2	Brandin Echols (2017-18)
2	Jarvis Townsend (2019-21)
2	Byron "Tank" Pearson (2020-22)
2	Keshawn Davila (2023-24)
2	Fredd Adams (2023-24)

Most Interception Return Touchdowns, Season

3	Turner Rotenberry (2017)
2	Ozie Wilhite (1993)
2	Malikia Griffin (1995)
2	Johnathan Shaw (2000)
2	Demetric Wright (2000)
2	Jeffrey Dukes (2003)
2	Jarvis Townsend (2021)
2	Fredd Adams (2024)

Long Interception Return

100	Malikia Griffin vs. East Central (9/14/95)
100	Terrance Jackson at Northeast (10/20/05)
96	DeVon Hicks at Copiah-Lincoln (9/23/04)
93	Jeff Carlyle vs. Itawamba (10/28/10)
87	Jeffrey Dukes vs. East Mississippi (10/18/03)

TACKLES

Total Tackles

Most Total Tackles, Career

241	Mike McClenton (1988-89)
205	Thomas Majors (2007-08)
205	Sam Brumfield (2020-22)
203	Jason Jones (1998-99)
200	Malik Hawkins (2014-15)

Most Total Tackles, Season

142	Jimmy Franklin (1979)
136	Mike McClenton (1989)
133	Jason Jones (1999)
132	Cortez Kennedy (1987)
130	Cassius Ware (1991)

Most Total Tackles, Game

24	Cassius Ware vs. Southwest (10/31/91)
24	Melton Glover vs. Mississippi Delta (10/12/95)
23	Caulen Dunn vs. Mississippi Gulf Coast (11/9/24)
22	Bill McCollins at Northeast (11/5/92)
20	Damon Primus vs. Southwest (10/31/91)
20	Bill McCollins vs. Itawamba (11/21/92)

Solo Tackles

Solo Tackles, Career

130	Thomas Majors (2007-08)
125	Mike McClenton (1988-89)
120	Jason Jones (1998-99)
120	Bobby Brown (1998-99)
115	Marcus Johnson (2005-06)
115	Stanjuan Lee (1999-2000)

Solo Tackles, Season

80	Mike McClenton (1989)
79	Jason Jones (1999)
76	Cortez Kennedy (1987)
73	Melton Glover (1995)
73	Thomas Majors (2008)

Assisted Tackles

Assisted Tackles, Career

122	Bill McCollins (1991-92)
116	Phillip Benton (1992-93)
116	Mike McClenton (1988-89)
96	Jimmy Franklin (1979)
93	Cassius Ware (1990-91)

Assisted Tackles, Season

96	Jimmy Franklin (1979)
70	Cassius Ware (1991)
68	Phillip Benton (1992)
68	Bill McCollins (1992)
67	Rashad Johnson (2002)

Tackles-for-Loss

Most Tackles for Loss, Career

46	Bryant Mix (1991-92)
40	Bill McCollins (1991-92)
36	Cletidus Hunt (1994-95)
33	Quondarius Qualls (2015-16)
31	Keith Drayton (1993-94)
31	Hal Northern (2016-17)

Most Tackles for Loss, Season

31	Bryant Mix (1991)
28	Bill McCollins (1992)
22	Chris Herring (2003)
19	Colby Simmons (2001)
18	Keith Drayton (1993)
18	Cletidus Hunt (1994; 1995)
18	Colston Weatherington (1998)
18	Chris Turner (2003)

PROGRAM RECORDS

Quarterback Sacks

Most Quarterback Sacks, Career

41	Stanjuan Lee (1999-00)
39	Bryant Mix (1991-92)
30	Andre Thompson (1989-90)
25	Bill McCollins (1991-92)
22	Keith Drayton (1993-94)

Most Quarterback Sacks, Season

25	Bryant Mix (1991)
24	Stanjuan Lee (1999)
20	Colston Weatherington (1998)
18	Cortez Kennedy (1987)
17	Stanjuan Lee (2000)
17	Andre Thompson (1990)

Quarterback Hurries

Most Quarterback Hurries, Career

42	Cletidus Hunt (1994-95)
35	Chris Herring (2003)
33	Quondarius Qualls (2015-16)
32	Stanjuan Lee (1999-2000)

Most Quarterback Hurries, Season

42	Cletidus Hunt (1995)
35	Chris Herring (2003)
27	Freddie McGowan (2003)

PASSES DEFENDED

Pass Breakups (PBU)

Passes Broken Up, Career

40	Demetric Wright (1999-2000)
37	Jason Campbell (2002-03)
35	Tony Echols (1991-92)
33	Jamaal Jackson (2001-02)
32	Andrew Jackson (2002-03)

Passes Broken Up, Season

25	Jason Campbell (2003)
23	Demetric Wright (2000)
22	Chris Toles (1993)
21	Wayne Coffey (1991)
20	Vandell Grigsby (1991)
20	Tevas Sanford (1996)

Passes Defended (PBU+INT)

Most Passes Defended, Career

53	Demetric Wright (1999-2000)
50	Vandell Grigsby (1991-92)
47	Tony Echols (1991-92)
46	Jamaal Jackson (2001-02)
44	Jason Campbell (2002-03)

Most Passes Defended, Season

29	Vandell Grigsby (1991)
29	Demetric Wright (2000)
28	Jason Campbell (2003)
27	Tevas Sanford (1996)
26	Chris Toles (1993)
26	Shaddrick Carter (1999)
26	Jamaal Jackson (2001)

FUMBLES

Forced Fumbles

Most Forced Fumbles, Career

19	Phillip Benton (1992-93)
10	Stanjuan Lee (1999-2000)
10	Connie Moore (1996-97)
10	Chris Peterson (1997)
8	Marvin Mays (1991)
8	Terrence Smith (2002-03)

Most Forced Fumbles, Season

10	Phillip Benton (1992)
10	Chris Peterson (1997)
9	Phillip Benton (1993)
8	Marvin Mays (1991)

Recovered Fumbles

Most Recovered Fumbles, Career

13	Phillip Benton (1992-93)
6	Jason Jones (1998-99)
5	Alonzo Horner (1990-91)
5	Tim Wright (1991)
5	John Dukes (1999-2000)
5	Rodney White (1992-93)

Most Recovered Fumbles, Season

7	Phillip Benton (1993)
6	Phillip Benton (1992)
5	Alonzo Horner (1991)
5	Tim Wright (1991)

BLOCKED KICKS


Most Blocked Kicks (since 1995)

Most Blocked Kicks, Career


3	Colby Simmons (2000-01)
3	Jalen Harvey (2015-16)

Most Blocked Kicks, Season

2	Malikia Griffin (1995)
2	Colby Simmons (2001)
2	Anton Anderson (2007)
2	Aubrey Shelton (2009)
2	Jamontay Pilon (2010)
2	Treston DeCoud (2014)
2	Jalen Harvey (2015)
2	D.J. Reed (2017)
2	Marlon Character Jr. (2017)



CORTEZ KENNEDY



CLETIDUS HUNT

PROGRAM RECORDS

Rushing Yards

1.	2,815	2004
2.	2,628	1999
3.	2,378	2003
4.	2,360	2017
5.	2,293	2021
6.	2,282	2015
7.	2,268	1996
8.	2,169	1992
9.	2,145	1991
10.	2,121	2006

Rushing Attempts

1.	515	2016
2.	487	2017
3.	484	2007
4.	469	1991
5.	465	2015
6.	456	2021
7.	451	2024
8.	446	2022
9.	437	2019
10.	432	2012

Rushing Touchdowns

1.	35	2021
2.	30	1991
3.	29	2004
	29	2017
5.	28	1992
6.	27	1999
7.	26	2012
	26	2019
9.	25	2015
	25	2018

Rushing Yards/Game

1.	312.8 (9 games)	2004
2.	237.8 (10 games)	2003
3.	235.7 (9 games)	2006
4.	226.8 (10 games)	1996
5.	219.0 (12 games)	1999
6.	214.5 (11 games)	2017
7.	205.5 (10 games)	2010
8.	200.4 (10 games)	2007
9.	199.9 (7 games)	2005
10.	196.6 (10 games)	2012

Pass Attempts

1.	444	1998
2.	393	2000
3.	388	2015
4.	384	1999
5.	381	1992
6.	369	2016
7.	364	2008
8.	350	2001
9.	347	2009
10.	345	2017

Pass Completions

1.	265	2000
2.	237	2015
3.	220	2017
4.	214	1998
	214	2021
6.	213	1999
7.	209	2016
8.	208	2008
9.	197	2022
10.	194	2009

Passing Yards

1.	4,158	2000
2.	3,516	1992
3.	3,510	1999
4.	3,488	2015
5.	3,196	1998
6.	3,109	2021
7.	2,980	2017
8.	2,913	2009
9.	2,644	1991
10.	2,633	2011

Passing Touchdowns

1.	50	2000
2.	35	1999
3.	30	1992
	30	2015
5.	29	1998
	29	1991
7.	28	2011
8.	27	2002
	27	2009
10.	25	2022

Passes Had Intercepted

1.	27	1991
2.	26	1992
3.	21	1993
4.	20	1998
5.	16	2002
	16	2000
	16	1999
8.	14	2010
	14	2003
	14	2011

Pass Completion Percentage

1.	67.4	2000
2.	67.1	2020
3.	63.8	2017
	63.8	2021
5.	61.1	2015
6.	60.5	2010
7.	59.9	2011
8.	58.1	2012
9.	57.3	1994
10.	57.1	2008

Passing Yards/Game

1.	415.7 (10 games)	2000
2.	323.7 (9 games)	2009
3.	292.6 (9 games)	2011
4.	292.5 (12 games)	1999
5.	290.7 (12 games)	2015
6.	270.9 (11 games)	2017
7.	270.5 (13 games)	1992
8.	266.3 (12 games)	1998
9.	262.7 (10 games)	1995
10.	259.1 (12 games)	2021

Receiving Yards

1.	4,158	2000
2.	3,516	1992
3.	3,510	1999
4.	3,488	2015
5.	3,208	1998
6.	3,109	2021
7.	2,980	2017
8.	2,913	2009
9.	2,644	1991
10.	2,633	2011

Receptions

1.	265	2000
2.	237	2015
3.	220	2017
4.	214	1998
	214	2021
6.	213	1999
7.	209	2016
8.	208	2008
9.	197	2022
10.	194	2009

Receiving Touchdowns

1.	50	2000
2.	35	1999
3.	30	1992
	30	2015
5.	29	1998
	29	1991
7.	28	2011
8.	27	2009
	27	2002
10.	25	2022

Average Yards/Catch

1.	18.41 (191-3516)	1992
2.	17.86 (148-2644)	1991
3.	16.48 (213-3510)	1999
4.	16.32 (161-2627)	1995
5.	16.08 (127-2042)	1997
6.	15.72 (103-1619)	1993
7.	15.69 (265-4158)	2000
8.	15.45 (55-850)	2006
9.	15.02 (194-2913)	2009
10.	14.99 (214-3208)	1998

PROGRAM RECORDS

Total Offense

1.	6,138	1999
2.	5,770	2015
3.	5,685	1992
4.	5,402	2021
5.	5,340	2017
6.	5,207	2000
7.	4,854	1998
8.	4,789	1991
9.	4,535	2016
10.	4,450	2022

Total Offense/Game

1.	520.7 (10 games)	2000
2.	511.5 (12 games)	1999
3.	485.5 (11 games)	2017
4.	485.4 (9 games)	2011
5.	480.8 (12 games)	2015
6.	450.2 (12 games)	2021
7.	448.2 (9 games)	2004
8.	437.3 (13 games)	1992
9.	434.1 (10 games)	2012
10.	414.6 (9 games)	2009

All Purpose Yards

1.	7,438	1999
2.	7,382	1992
3.	6,971	2015
4.	6,846	2000
5.	6,380	2021
6.	6,225	2017
7.	5,973	1991
8.	5,919	2016
9.	5,914	1998
10.	5,572	2012

All Purpose Yards/Game

1.	684.6 (10 games)	2000
2.	619.8 (12 games)	1999
3.	580.9 (12 games)	2015
4.	571.6 (9 games)	2011
5.	567.8 (13 games)	1992
6.	566.0 (9 games)	2004
7.	565.9 (11 games)	2017
8.	557.2 (10 games)	2012
9.	553.7 (9 games)	2009
10.	531.6 (12 games)	2021

Total Points Scored

1.	527 (72 TD, 71 PAT, 8 FG)	2000
2.	501 (67 TD, 60 PAT, 13 FG)	1999
3.	475 (64 TD, 55 PAT, 12 FG)	1992
4.	464 (59 TD, 53 PAT, 17 FG)	2015
5.	434 (59 TD, 53 PAT, 9 FG)	2021
6.	428 (61 TD, 52 PAT, 3 FG)	1991
7.	410 (57 TD, 49 PAT, 6 FG)	2017
8.	396 (51 TD, 51 PAT, 13 FG)	1998
9.	393 (53 TD, 45 PAT, 8 FG, 2 2-PT CONV)	2022
10.	380 (51 TD, 43 PAT, 9 FG)	2012

Touchdowns Scored

1.	72 (13 rush, 50 rcv, 9 ret)	2000
2.	67 (27 rush, 35 rcv, 5 ret)	1999
3.	64 (28 rush, 30 rcv, 6 ret)	1992
4.	61 (30 rush, 29 rcv, 2 ret)	1991
5.	59 (25 rush, 30 rcv, 4 ret)	2015
	59 (35 rush, 21 rcv, 3 ret.)	2021
7.	57 (29 rush, 23 rcv, 5 ret)	2017
8.	53 (24 rush, 25 rcv, 1 ret)	2022
9.	52 (22 rush, 28 rcv, 2 ret)	2011
10.	51 (26 rush, 18 rcv, 7 ret)	2012
	51 (20 rush, 29 rcv, 2 ret)	1998

PAT Kicks Made

1.	71 (71-76)	2000
2.	60 (60-67)	1999
3.	55 (55-56)	1992
4.	53 (53-57)	2015
	53 (53-58)	2021
6.	51 (51-58)	1991
	51 (51-52)	1998
8.	48 (48-55)	2017
9.	46 (46-50)	2011
10.	45 (45-50)	2022

PAT Kicks Attempted

1.	76 (71-76)	2000
2.	67 (60-67)	1999
3.	58 (51-58)	1991
	58 (53-58)	2021
5.	57 (53-57)	2015
6.	56 (55-56)	1992
7.	55 (48-55)	2017
8.	52 (51-52)	1998
9.	50 (46-50)	2011
10.	50 (45-50)	2022

Field Goals Made

1.	17 (17-24)	2015
	17 (17-23)	2024
3.	16 (16-27)	2016
4.	13 (13-18)	2010
	13 (13-20)	1999
	13 (13-21)	1998
7.	12 (12-18)	1992
8.	9 (9-14)	2012
	9 (9-13)	2006
	9 (9-15)	1997
	9 (9-12)	2021

Field Goals Attempted

1.	27 (16-27)	2016
2.	24 (17-24)	2015
3.	23 (17-23)	2024
4.	21 (13-21)	1998
5.	20 (13-20)	1999
6.	18 (12-18)	1992
	18 (13-18)	2010
8.	17 (6-17)	2017
9.	16 (8-16)	1996
10.	15 (9-15)	1997

Punt Yards

1.	2,441 (60-2441)	1991
2.	2,356 (63-2356)	2016
3.	2,186 (51-2186)	1996
4.	2,183 (60-2183)	2014
5.	2,181 (59-2181)	2001
6.	2,091 (50-2091)	1994
7.	2,075 (60-2075)	2018
8.	2,070 (52-2070)	1995
9.	2,067 (57-2067)	2008
10.	2,037 (57-2037)	1993

Punt Attempts

1.	63 (63-2356)	2016
2.	60 (60-2441)	1991
	60 (60-2183)	2014
4.	59 (59-2181)	2001
5.	57 (57-2067)	2008
	57 (57-2037)	1993
7.	56 (56-1923)	2013
8.	52 (52-2070)	1995
9.	51 (51-2186)	1996
	51 (51-1842)	2007
	51 (51-2021)	2024

Average Yards/Punt

1.	42.86 (51-2186)	1996
2.	41.82 (50-2091)	1994
3.	41.55 (40-1662)	2009
4.	40.94 (49-2006)	1998
5.	40.68 (60-2441)	1991
6.	40.24 (41-1650)	2021
7.	40.20 (35-1407)	2011
8.	39.86 (44-1754)	2015
9.	39.81 (52-2070)	1995
10.	39.71 (48-1906)	1992

Punt Return Yards

1.	765 (31-765)	1992
2.	452 (25-452)	2000
3.	439 (34-439)	1999
4.	333 (14-333)	1993
5.	310 (24-310)	1995
6.	284 (23-284)	2003
7.	279 (20-279)	1991
8.	226 (20-226)	2022
9.	221 (23-221)	2001
10.	216 (26-216)	2007

Punt Return TDs

1.	3	2000
	3	1992
3.	1	2014
	1	2012
	1	2008
	1	2003
	1	1991
	1	1993
	1	1999
	1	2018
	1	2021/2022

PROGRAM RECORDS



Before gaining fame with Washington State and in the NFL, GARDNER MINSHEW led Northwest to the 2015 MACJC and NJCAA championships and still remains the last Ranger quarterback to throw for more than 3,000 yards in a season.

WHEN IT HAPPENED LAST

Returned a kickoff for TD Aug. 29, 2019 (Keyon Fordham at East Central - 95 yards)	Made 20 tackles in a game Nov. 9, 2024 (Caulen Dunn vs. Mississippi Gulf Coast - 23 tkl)
Returned a punt for a TD Oct. 20, 2022 (D.T. Sheffield vs. Holmes - 65 yards)	Picked off three passes in a game Sept. 14, 2024 (Fredd Adams vs. East Mississippi)
Returned an INT for TD Nov. 16, 2024 (Fredd Adams @ East Central - 84 yards)	Picked off four passes in a game Sept. 14, 2024 (Fredd Adams vs. East Mississippi)
Returned a fumble for a TD Nov. 16, 2024 (Caulen Dunn @ East Central - 59 yards)	Completed 10 or more consecutive passes Sept. 26, 2024 (Zach Wilcke vs. Northeast - 12)
Blocked a punt for a TD Sept. 7, 2017 (Chris Stamps at Pearl River - 58 yards)	Rushed for 1,000 yards in a season 2024 (D'mariun Perteet - 1,210 yards)
Recorded a safety Nov. 1, 2024 (TEAM @ Itawamba)	Rushed for 2,000 yards in a season 1989 (Vince Powell - 2,031 yards)
Kicked a 4th quarter FG to win Nov. 9, 2024 (Hayden Wolfe vs. Mississippi Gulf Coast - 43 yards)	Passed for 2,000 yards in a season 2021 (Michael Hiers - 3,093 yards)
Scored on the last play to win Oct. 24, 2024 (Zach Wilcke 50-yard pass to Keon Hutchins)	Passed for 3,000 yards in a season 2021 (Michael Hiers - 3,093 yards)
Scored a two-point conversion Sept. 29, 2022 (Ren Hefley pass at East Mississippi)	Had 1,000 yards receiving in a season 2021 (D.T. Sheffield - 1,089 yards)
Rushed for 100 yards in a game Nov. 16, 2024 (D'mariun Perteet @ East Central - 129 yards)	
Rushed for 200 yards in a game Nov. 13, 2021 (Jaquerrious Williams - 201 yards)	TEAM
Rushed for 300 yards in a game Oct. 23, 2014 (Justin Crawford at Coahoma - 338 yards)	Played an overtime game Nov. 2, 2023 (W, 28-27 vs. Northeast)
Passed for 400 yards in a game Nov. 11, 2017 (Jack Abraham vs East Mississippi - 487 yards)	Shutout an opponent Oct. 26, 2017 (W, 32-0 at Northeast)
Passed for 500 yards in a game Oct. 14, 2000 (Will Hall vs Holmes - 514 yards)	Were shutout by an opponent Oct. 16, 2014 (L, 49-0 vs East Mississippi)
Passed for 600 yards in a game Oct. 27, 2000 (Will Hall vs East Mississippi - 602 yards)	Scored 50+ points in a game Oct. 19, 2023 (W, 55-7 vs. Coahoma)
Had 200 yards receiving in a game Oct. 15, 2016 (Marquisian Chapman at East Mississippi - 204 yards)	Scored 60+ points in a game Nov. 11, 2017 (L, 67-66 vs. East Mississippi - 20T)
Had 10 or more receptions in a game Sept. 30, 2021 (D.T. Sheffield vs. East Mississippi - 11 rec)	Scored 70+ points in a game Sept. 16, 2000 (W, 79-34 vs Gulf Coast)
Made 15 tackles in a game Nov. 9, 2024 (Caulen Dunn vs. Mississippi Gulf Coast - 23 tkl)	Scored 80+ points in a game Sept. 24, 1998 (W, 80-7 vs Coahoma)

YEAR-BY-YEAR RESULTS

1928 • (2-6)

Head Coach: Coach Gully

---	Memphis University School	W	13-0
---	Caruthersville (Mo.)	W	24-0
---	Southwestern (Tenn.)	L	0-6
---	at T.M.I.	L	0-13
---	Helena (Ark.)	L	6-13
---	Mississippi Delta (HC)	L	0-7
---	at Delta State	L	0-39
---	at Blue Mountain	L	0-19

1929 • (1-5)

Head Coach: Coach Funchess

---	at Gulf Coast	L	0-27
---	at Copiah-Lincoln	L	0-47
---	Holmes	L	6-13
---	at T.M.I.	L	0-57
---	Hinds	W	6-0
---	Blue Mountain (HC)	L	0-19

***No Yearbooks Published from 1931-39 due to the depression*

1939 • (No Results)

Head Coach: Doug Butler

---	Arkansas A&M	no score
---	Tennessee State Teachers	no score
---	Hinds	no score
---	Mississippi College (jv)	no score
---	East Mississippi	no score
---	Millsaps (jv)	no score
---	Tennessee (jv)	no score
---	Mississippi Delta	no score
---	Arkansas-Monticello	no score

1940 • Head Coach: Lloyd White

1941 • Head Coach: J.R. Newton

1942 • Head Coach: J.R. Newton

1943 • Head Coach: Coach Stiffis

1944 • Head Coach: Coach Searcy

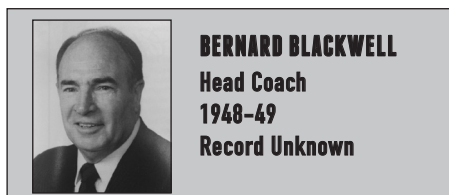
1945 • Head Coach: F.H. Roye

1946 • Head Coach: R.D. "Rab" Rodgers

1947

Head Coach: Frank Davis

---	Bethel	W	6-0
---	Lambuth	W	24-0
---	East Central	L	19-20
---	Woods	W	45-37
---	Easterwood	L	34-36
---	Jones County	L	6-26
---	Gulf Coast	no score	
---	East Mississippi	no score	
---	Hinds	no score	
---	Thyatira	no score	



BERNARD BLACKWELL
Head Coach
1948-49
Record Unknown

1948

Head Coach: Bernard Blackwell

S11	at Hinds*	no score
S17	at Northeast Center JC	no score
S23	East Mississippi*	no score
02	at Athens College	no score
08	at Bethel College	no score
015	Lambuth College	no score
022	at Gulf Coast*	no score
029	Mississippi Delta* (HC)	no score
N5	at East Central*	no score
N11	Jones County*	L 6-12
N18	at Holmes*	no score

**denotes Mississippi Junior College Conference Game*

1949 • (2-7-1)

Head Coach: Bernard Blackwell

---	Northeast	L	0-34
---	East Mississippi	L	7-13
---	Athens	L	7-21
---	Itawamba	W	12-7
---	Gulf Coast	L	0-12
---	Mississippi Delta	T	20-20
---	East Central	W	14-13
---	Jones County	L	7-40
---	Holmes	L	0-25
---	Northeast Central	L	0-40

1950 • (0-8-1)

Head Coach: Howard Stubbs

Assistant Coach: Jimmy Glisson

---	at Hinds	L	10-12
---	at Northeast	L	0-31
---	at East Mississippi	L	7-39
---	Itawamba (HC)	T	0-0
---	at Mississippi Delta	L	7-13
---	at East Central	L	7-40
---	Jones County	L	0-7
---	at Holmes	L	0-43
---	at Northeast Louisiana St.	L	7-64

1954

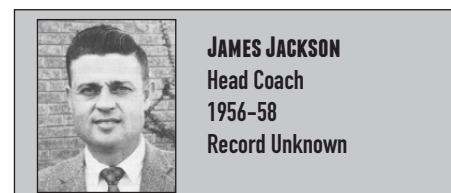
Head Coach: Billy Jefferson

S9	Mississippi Delta	W	2-0
S20	at East Mississippi	L	6-13
S22	East Central	L	6-20
S29	Itawamba	W	20-12
N3	at Northeast	L	12-37

1955 • (3-6)

Head Coach: Lindy McGee

S10	at Mississippi Delta	L	6-34
S17	at Hinds	L	0-41
S24	East Central	L	13-19
---	at UT-Martin	W	14-13
06	at Holmes	L	0-14
015	Southwest (HC)	L	0-20
---	Itawamba	W	12-0
---	Memphis State (jv)	L	0-27
---	Northeast	W	13-7



JAMES JACKSON
Head Coach
1956-58
Record Unknown

1957

Head Coach: James Jackson

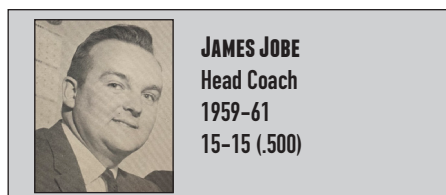
---	at Mississippi Delta	L	0-19
---	East Mississippi	L	14-16
S28	Itawamba	L	6-19
05	Holmes	L	6-26
011	Southwest (HC)	T	13-13
N21	East Central	W	Forf.

1958

Head Coach: James Jackson

S6	Mississippi Delta	L	0-22
S13	at #6 East Mississippi	W	6-0
S20	at East Central	L	0-6
S27	at Hinds	L	20-23
04	Holmes (HC)	L	6-28
011	at Southwest	L	10-60
018	Jones County	L	8-44
026	Gulf Coast	L	8-21
N1	Arkansas State (jv)		

***Preseason ranked No. 12*



JAMES JOBE
Head Coach
1959-61
15-15 (.500)

1959 • (2-8)

Head Coach: James Jobe

---	Mississippi Delta	L	6-12
---	East Mississippi	L	18-25
---	East Central	L	16-22
---	Hinds	W	20-0
---	Holmes	L	0-6
---	Southwest (HC)	L	6-9
---	Jones	L	0-6
---	Gulf Coast	L	6-32
---	Pearl River	L	0-54
---	Itawamba	W	37-8

YEAR-BY-YEAR RESULTS

1960 • (9-1)

Head Coach: James Jobe

MACJC State Co-Champions

---	Jones County	W	21-16
---	East Mississippi	W	26-15
---	Pearl River	L	22-24
---	East Central	W	18-14
---	Southwest	W	22-0
---	Gulf Coast	W	22-12
---	Mississippi Delta	W	21-6
---	Copiah-Lincoln	W	51-12
---	Itawamba	W	27-12
---	Holmes	W	22-12

1961 • (4-6)

Head Coach: James Jobe

---	Jones County	W	8-6
---	East Mississippi	L	14-34
---	Pearl River	L	0-70
---	East Central	L	2-6
---	Southwest	W	14-13
---	Gulf Coast	W	19-6
---	Mississippi Delta	W	19-6
---	Copiah-Lincoln	L	8-20
---	Itawamba	L	18-24
---	Holmes	L	8-13



JIMMY VINCENT
Head Coach
1962
4-5-1 (.450)

1962 • (4-5-1)

Head Coach: Jimmy Vincent

S8	at Hinds	T	6-6
S15	Holmes	L	6-7
S22	at Gulf Coast**	L	14-29
S29	at Itawamba	W	21-14
O4	Pearl River	L	14-16
O13	at East Mississippi	L	14-34
O20	Jones County (HC)	W	7-0
N1	Southwest	W	20-6
N10	at Mississippi Delta	L	
N14	East Central	W	37-6

**Game played in Pascagoula in front of 8,500 fans



CHARLES PEETS
Head Coach
1963
3-7 (.300)

1963 • (3-7)

Head Coach: Charles Peets

S7	Hinds	W	13-3
S12	at Holmes	W	12-7
S19	Gulf Coast	W	21-6
S28	Itawamba	L	
O5	at Pearl River	L	
O12	East Mississippi (HC)	L	0-29
O19	at Jones County	L	20-43
N2	at Southwest	L	
N9	at Mississippi Delta	L	12-13
N16	at East Central	L	7-14



BOB PETERSON
Head Coach
1964-65
13-7-1 (.643)

1964 • (6-4) 3-1 MACJC North

Head Coach: Bob Peterson


---	at Hinds	L	14-25
---	East Central	W	17-6
---	at Mississippi Delta*	L	20-29
---	Southwest	L	14-29
---	at Jones County	L	6-37
---	at Copiah-Lincoln	W	6-0
---	Itawamba*	W	22-8
---	at Gulf Coast	W	27-0
---	Holmes*	W	7-6
---	East Mississippi*	W	7-6

1965 • (7-3-1) 4-0-1 MACJC North

Head Coach: Bob Peterson
MACJC Champions/Shrine Bowl

---	#5 Hinds	T	12-12
---	East Central	L	13-14
---	Southwest	L	21-27
---	at Mississippi Delta*	W	13-8
---	Jones County	W	14-7
---	Copiah-Lincoln (HC)	W	21-6
---	at Itawamba*	W	13-6
---	Gulf Coast	W	27-14
---	at Holmes*	W	14-6
---	at East Mississippi*	W	6-0
---	Kilgore+	L	20-21

+Shrine Bowl



BILLY JOE COX
Head Coach
1966-69
18-19-2 (.487)

1966 • (7-2-1) 3-0-1 MACJC North

Head Coach: Billy Joe Cox

---	at Jones County	W	27-0
---	Holmes*	T	7-7
---	at Copiah-Lincoln	L	6-15
---	East Mississippi*	W	30-18
---	at Southwest	W	43-35
---	Itawamba*	W	24-15
---	at Hinds	L	7-21
---	Pearl River (HC)	W	21-7
---	at Mississippi Delta*	W	35-6
---	East Central	W	17-14

1967 • (6-4) 1-2 MACJC North

Head Coach: Billy Joe Cox

---	at Jones County	L	8-13
---	Holmes*	L	13-27
---	Copiah-Lincoln	W	25-0
---	Hinds	W	21-0
---	at East Mississippi*	W	21-7
---	Murray State (jv)	W	13-7
---	Pearl River (HC)	W	21-20
---	at Itawamba*	L	27-32
---	Southwest	W	14-0
---	at East Central	L	15-41

1968 • (3-6) 2-3 MACJC North

Head Coach: Billy Joe Cox


---	Hinds	W	20-0
---	at Pearl River	L	0-20
---	East Mississippi*	W	13-9
---	at Itawamba*	L	0-14
---	Mississippi Delta*	W	47-14
---	Southwest	L	6-42
---	Holmes*	L	8-60
---	at Northeast*	L	22-41
---	East Central (HC)	L	14-35

1969 • (2-7-1) 0-4-1 MACJC North

Head Coach: Billy Joe Cox

---	at Hinds	W	44-34
---	Pearl River	L	20-27
---	East Mississippi*	L	0-14
---	Itawamba*	L	21-33
---	at Mississippi Delta*	T	7-7
---	at Northeast*	L	27-40
---	at Southwest	L	0-27
---	East Central (HC)	W	12-6
---	Holmes*	L	6-24
---	at Murray State (jv)	L	23-25

YEAR-BY-YEAR RESULTS



KEN BRAMLETT
Head Coach
1970-74
20-29 (.408)

1970 • (2-8) 2-3 MACJC North

Head Coach: Ken Bramlett

S10	at Southwest	L	13-14
S17	Holmes*	L	25-28
S26	at Pearl River	L	7-28
O1	East Central	L	13-14
O10	Itawamba* (HC)	W	48-14
O17	Mississippi Delta*	L	6-20
O24	at Jones County	L	7-47
O31	Northeast*	W	54-18
N12	at Copiah-Lincoln	L	14-28
N21	at East Mississippi*	L	0-7

1971 • (5-5) 4-1 MACJC North

Head Coach: Ken Bramlett

S4	Southwest	W	52-35
S11	at Holmes*	W	21-6
S16	Pearl River	L	7-23
S23	at East Central	L	0-7
O2	at Itawamba*	W	74-18
O7	at Mississippi Delta*	L	14-16
O16	Jones County	L	15-31
O21	Northeast* (HC)	W	75-21
N6	Copiah-Lincoln	L	0-3
N13	East Mississippi*	W	53-38

1972 • (3-7) 2-3 MACJC North

Head Coach: Ken Bramlett

S2	#17 Jones County	L	20-37
S9	at East Central	L	8-29
S16	Itawamba*	W	34-12
S23	at Hinds	L	19-23
S30	at Northeast*	L	7-16
O7	East Mississippi*	W	19-7
O21	at Copiah-Lincoln	L	14-32
O28	Mississippi Delta*	L	0-13
N4	at Holmes*	W	14-6
N11	Pearl River	L	7-28

1973 • (6-4) 3-2 MACJC North

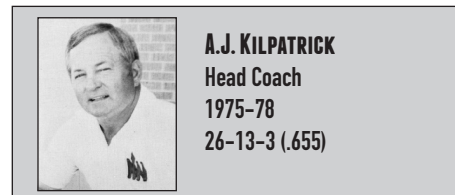
Head Coach: Ken Bramlett

---	at Jones County	W	14-0
---	at East Central	W	20-7
---	Itawamba*	W	48-21
---	at Hinds	L	7-19
---	Northeast*	W	12-0
---	East Mississippi*	L	21-27
---	Copiah-Lincoln (HC)	W	14-7
---	at Mississippi Delta*	L	13-14
N1	Holmes*	W	14-0
N10	at #4 Pearl River	L	6-7

1974 • (5-4) 3-2 MACJC North

Head Coach: Ken Bramlett

---	Copiah-Lincoln	L	12-13
---	at Northeast*	W	28-7
---	at East Mississippi*	L	6-7
---	Hinds	L	0-7
---	Mississippi Delta*	W	9-0
---	at East Central	W	18-8
---	Gulf Coast (HC)	W	13-7
---	Holmes*	W	16-12
---	at Itawamba*	L	7-20



A.J. KILPATRICK
Head Coach
1975-78
26-13-3 (.655)

1975 • (5-5-1) 4-1-1 MACJC North

Head Coach: A.J. Kilpatrick

---	Coahoma*	W	18-0
---	at Copiah-Lincoln	W	28-12
---	Northeast*	T	6-6
---	East Mississippi*	W	21-13
---	at Hinds	L	13-18
---	Mississippi Delta* (HC)	W	14-7
---	East Central	L	9-13
---	at Gulf Coast	L	6-18
---	at Holmes*	W	23-7
---	Itawamba*	L	0-9
---	Jones County%	L	0-14

% MACJC Playoffs

1976 • (9-2) 5-1 MACJC North

Head Coach: A.J. Kilpatrick

MACJC North Division Champions

---	Pearl River	W	24-20
---	at Holmes*	W	21-0
---	Hinds	W	41-9
---	East Mississippi*	W	37-0
---	at Gulf Coast	W	10-0
---	at Mississippi Delta*	L	0-17
---	Coahoma* (HC)	W	63-7
---	Northeast*	W	28-0
---	at Itawamba*	W	23-14
---	at Southwest	W	24-7
---	Pearl River%	L	7-17

% MACJC Playoffs

1977 • (6-3-1) 4-2 MACJC North

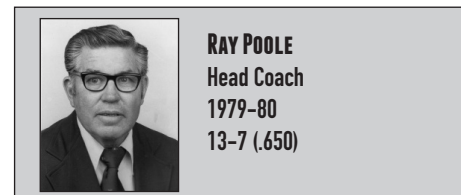
Head Coach: A.J. Kilpatrick

---	at Pearl River	L	14-15
---	Holmes*	W	14-7
---	at Hinds	W	21-7
---	at East Mississippi*	W	35-6
---	Gulf Coast	T	7-7
---	Mississippi Delta*	W	7-6
---	at Coahoma* (HC)	W	58-0
---	at Northeast*	L	28-42
---	Itawamba*	L	6-7
---	Southwest	W	28-14

1978 • (6-3-1) 4-1-1 MACJC North

Head Coach: A.J. Kilpatrick

---	at Copiah-Lincoln	L	0-21
---	East Mississippi*	T	14-14
---	at Jones County	L	6-7
---	at Holmes*	W	34-6
---	Mississippi Delta*	L	7-20
---	Coahoma* (HC)	W	17-9
---	Hinds	W	7-0
---	at Itawamba*	W	28-26
---	at East Central	W	14-6
---	Northeast*	W	40-18



RAY POOLE
Head Coach
1979-80
13-7 (.650)

1979 • (9-1) 5-1 MACJC North

Head Coach: Ray Poole

A30	Copiah-Lincoln	W	12-6
S8	at East Mississippi*	W	17-7
S15	at Jones County	W	10-3
S20	Holmes*	W	10-0
S29	at Mississippi Delta*	W	15-8
O4	at Coahoma*	W	42-10
O13	Hinds (HC)	W	19-15
O18	Itawamba*	L	7-8
O27	at East Central	W	27-6
N1	Northeast*	W	41-3

! Ranked No. 1 in nation in Week 7

1980 • (4-6) 3-3 MACJC North

Head Coach: Ray Poole

---	Gulf Coast	L	17-33
---	at Holmes*	W	27-7
---	at East Central	L	14-23
---	East Mississippi*	W	27-21
---	Copiah-Lincoln	W	14-12
---	Coahoma* (HC)	W	22-0
---	at Mississippi Delta*	L	3-6
---	at Itawamba*	L	3-14
---	Northeast*	L	0-26
---	Hinds	L	7-14

YEAR-BY-YEAR RESULTS



BOBBY FRANKLIN
Head Coach
1981-2004
201-57-6 (.767)

1981 • (6-3-1) 4-2 MACJC North

Head Coach: Bobby Franklin

S5	at Gulf Coast	L	6-7
S10	Holmes*	L	7-10
S17	East Central	W	26-7
S26	at East Mississippi*	W	13-12
01	Copiah-Lincoln	T	10-10
010	at Coahoma*	W	49-0
017	Mississippi Delta* (HC)	W	13-9
022	Itawamba*	L	22-25
029	at Northeast*	W	21-9
N5	at Hinds	W	27-15

1982 • (12-0-1) 6-0 MACJC North

NATIONAL CHAMPIONS

Head Coach: Bobby Franklin

S2	at Hinds	W	16-13
S9	East Mississippi*	W	12-10
S18	at Southwest	W	44-7
S23	at Holmes*	W	62-14
02	Copiah-Lincoln (HC)	W	31-22
07	Coahoma*	W	27-7
014	at Mississippi Delta*	W	19-13
021	Northeast*	W	14-0
030	at Itawamba*	W	14-3
N6	#4 Gulf Coast	W	3-2
N13	Jones County %	W	39-28
N20	Gulf Coast %	T	7-7
D5	Ferrum (Va.) ^	W	16-9

% MACJC Playoffs; ^ Eastern Bowl (Roanoke, Va.)

1983 • (8-3) 6-0 MACJC North

Head Coach: Bobby Franklin

North Division Champions

S1	Hinds	W	35-14
S10	at East Mississippi*	W	24-0
S15	Southwest	W	38-0
S22	Holmes*	W	40-0
01	at Copiah-Lincoln	L	14-17
08	at Coahoma*	W	60-0
015	Mississippi Delta* (HC)	W	48-3
022	at Northeast*	W	47-0
029	Itawamba*	W	50-16
N5	at #11 Gulf Coast	L	20-28
N12	vs. Jones County %	L	14-21

%MACJC Playoffs; Ranked No. 2 in Week 10 poll

1984 • (5-4-1) 4-1-1 MACJC North

Head Coach: Bobby Franklin

A30	Jones County	L	7-33
S6	at Holmes*	T	22-22
S13	East Mississippi*	W	20-17
S22	at Pearl River	L	0-38
S29	at Coahoma*	W	41-7
04	Southwest (HC)	L	16-35
013	at Mississippi Delta*	L	0-43
020	Northeast*	W	49-35
027	Itawamba*	W	21-19
N3	at East Central	W	23-10

1985 • (9-2) 6-0 MACJC North

Head Coach: Bobby Franklin

North Division Champions

A31	at Jones County	L	17-32
S5	Holmes*	W	12-3
S14	at East Mississippi*	W	38-13
S21	Pearl River	W	41-24
S26	Coahoma*	W	73-0
05	at Southwest	W	49-17
012	Mississippi Delta (HC)*	W	28-21
019	at Northeast*	W	31-13
026	at Itawamba*	W	17-13
031	East Central	W	44-7
N9	#5 vs Gulf Coast %	L	13-17

% MACJC Playoffs; ! Ranked 10th in final NJCAA poll

1986 • (10-2-1) 5-1 MACJC North

Head Coach: Bobby Franklin

MACJC Runner-Up/Roaring Ranger Bowl

A28	East Central	W	29-14
S4	at Copiah-Lincoln	W	35-21
S11	at Holmes*	W	26-7
S18	East Mississippi*	W	30-20
S27	at #11 Pearl River	W	27-7
04	at Mississippi Delta*	W	32-14
09	Coahoma (HC)*	W	24-3
018	at Itawamba*	L	3-17
025	Northeast*	W	43-14
030	Jones County	W	35-20
N8	#11 Copiah-Lincoln %	W	28-20
N15	Gulf Coast %	L	13-14
D6	Ranger ^	T	13-13

% MACJC Playoffs; ^ Roaring Ranger Bowl (Ranger, Texas)
~Ranked No. 2 in Week 4 Poll; No. 11 NJCAA Final Ranking

1987 • (10-3) 5-1 MACJC North

Head Coach: Bobby Franklin

MACJC Champions/Jayhawk Bowl

S3	at East Central	L	16-17
S10	Copiah-Lincoln	W	15-14
S17	Holmes*	W	21-9
S26	at East Mississippi*	L	20-23
01	Pearl River	W	31-27
08	Mississippi Delta*	W	47-20
017	at Coahoma*	W	62-6
024	Itawamba (HC)*	W	20-3
031	at Northeast*	W	38-23
N7	at Jones County	W	20-0
N14	East Central %	W	21-17
N21	Hinds %	W	21-16
D5	vs Coffeyville (Kan.) ^	L	21-29

% MACJC Playoffs; ^ Jayhawk Bowl

! Ranked No. 10 in the final NJCAA Poll; No. 8 in J.C. Gridwire

1988 • (8-3) 5-1 MACJC North

Head Coach: Bobby Franklin

S1	at Southwest	W	51-24
S8	East Mississippi*	W	29-22
S15	Gulf Coast	W	35-20
S22	at Holmes*	W	31-27
01	#8 Copiah-Lincoln (HC)	L	16-17
08	at Mississippi Delta*	W	17-7
013	Coahoma*	W	14-0
020	at Hinds	W	24-10
027	at Northeast*	W	31-10
N3	Itawamba*	L	17-24
N12	at Hinds %	L	0-27

%MACJC Playoffs; ! Ranked No. 2 entering Week 5

1989 • (12-1) 5-1 MACJC North

Head Coach: Bobby Franklin (Reg. 23 Coach of the Year)

MACJC Champions/Shrine Bowl

A31	Southwest	W	37-0
S7	at East Mississippi*	W	28-19
S14	at Gulf Coast	W	21-17
S21	Holmes*	W	21-8
S30	at Copiah-Lincoln	W	27-24
07	Mississippi Delta (HC)*	W	35-21
012	at Coahoma*	W	64-14
019	Hinds	W	13-10
026	Northeast*	W	49-14
N4	at Itawamba*	L	14-17
N11	Hinds%	W	28-0
N18	Mississippi Delta %	W	12-7
D2	vs Kilgore College ^	W	31-27

%MACJC Playoffs; ^ Shrine Bowl; No. 5 NJCAA final ranking

YEAR-BY-YEAR RESULTS

1990 • (8-3) 6-0 MACJC North

Head Coach: Bobby Franklin • North Champions

A30	Pearl River	L	14-16
S6	at Holmes*	W	21-10
S13	Hinds	L	7-16
S20	East Mississippi*	W	31-28
S29	at Gulf Coast	W	38-13
O6	at Mississippi Delta*	W	38-10
O11	Coahoma*	W	42-7
O18	Northeast (HC)*	W	54-13
O27	at Itawamba*	W	20-19
N1	at Southwest	W	48-12
N10	Hinds %	L	11-16

%MACJC Playoffs

1991 • (11-1-1) 6-0 MACJC North

Head Coach: Bobby Franklin

MACJC Champions/Mid-America Bowl

A31	at Pearl River	W	17-10
S5	Holmes*	W	34-6
S12	at Hinds	T	7-7
S21	at East Mississippi*	W	49-7
S26	Gulf Coast	W	56-14
O3	Mississippi Delta (HC)*	W	55-13
O12	at Coahoma*	W	47-6
O17	at Northeast*	W	31-3
O24	Itawamba*	W	30-15
O31	Southwest	W	39-13
N7	Copiah-Lincoln %	W	36-10
N16	Mississippi Delta %	W	20-17
D7	vs NE Oklahoma ^	L	21-49

%MACJC Playoffs; ^Mid-America Bowl; No. 3 final ranking

1992 • (13-0) 6-0 MACJC North

Head Coach: Bobby Franklin

NATIONAL CHAMPIONS/Mid-America Bowl

MACJC Champions/North Champions

S5	at Copiah-Lincoln	W	54-6
S10	East Mississippi*	W	31-7
S17	Jones County	W	24-0
S24	at Holmes*	W	50-14
O1	Mississippi Delta* (HC)	W	35-28
O8	Coahoma*	W	73-0
O15	at Hinds	W	40-7
O24	at Itawamba*	W	31-3
O29	East Central	W	48-7
N5	at Northeast*	W	22-8
N14	Hinds %	W	40-0
N21	Itawamba %	W	16-15
D5	#2 Northeastern Oklahoma ^	W	34-0

% MACJC Playoffs

^Mid-America Bowl (Tulsa, Okla.)

1993 • (6-3-1) 3-2-1 MACJC North

Head Coach: Bobby Franklin

S2	Copiah-Lincoln	W	34-26
S9	at East Mississippi*	W	41-21
S16	at Jones County	L	7-17
S23	Holmes*	W	28-13
O2	at Mississippi Delta*	L	0-18
O7	at Coahoma*	W	57-22
O14	Hinds (HC)	W	7-6
O21	Itawamba*	L	20-31
O28	at East Central	W	28-0
N4	Northeast*	T	27-27

1994 • (7-3) 4-2 MACJC North

Head Coach: Bobby Franklin

North Division Runner-Up

S1	Gulf Coast	W	38-21
S8	at Holmes*	L	19-24
S15	at East Central	W	26-16
S22	#13 East Mississippi*	W	46-27
S29	at Copiah-Lincoln	W	37-14
O6	Coahoma*	W	58-12
O15	at Mississippi Delta*	L	20-25
O20	#11 at Itawamba*	W	24-21
O27	Northeast* (HC)	W	21-14
N3	Hinds	L	10-24

1995 • (7-3) 5-1 MACJC North

Head Coach: Bobby Franklin

North Division Runner-Up

A31	at Gulf Coast	W	44-16
S7	Holmes*	W	42-31
S14	East Central	W	48-7
S21	at East Mississippi*	W	14-13
S28	Copiah-Lincoln	L	7-12
O7	at Coahoma*	W	31-0
O12	Mississippi Delta*	W	28-21
O19	Itawamba*	L	28-31
O26	at Northeast*	W	35-13
N2	at Hinds	L	19-52

! Preseason ranked No. 3 by NJCAA

1996 • (7-3) 4-2 MACJC North

Head Coach: Bobby Franklin

S5	at #5 Hinds**	L	20-34
S12	at Pearl River	W	16-13
S19	East Central	L	15-20
S26	at East Mississippi*	W	51-36
O3	Coahoma*	W	41-26
O10	Northeast*	W	20-7
O17	Southwest	W	31-17
O24	Mississippi Delta*	W	17-14
O31	at Holmes*	L	17-38
N7	Itawamba*	L	0-6

! Preseason No. 9 by NJCAA

**Hinds had to forfeit for using an ineligible player

1997 • (6-4) 4-2 MACJC North

Head Coach: Bobby Franklin

S4	#3 Hinds	L	13-31
S11	Pearl River	W	24-18
S18	at East Central	L	27-28
S25	East Mississippi*	W	34-23
O4	at Coahoma*	W	30-20
O9	Northeast*	W	42-13
O16	at Southwest	W	45-19
O23	at Mississippi Delta*	L	14-45
O30	Holmes*	L	14-25
N6	at Itawamba*	W	44-38

! Preseason ranked No. 5 by NJCAA

1998 • (9-3) 6-0 MACJC North

Head Coach: Bobby Franklin

MACJC North Champions/Mineral Water Bowl

S3	East Central	W	31-6
S10	at Southwest	W	13-3
S17	at Copiah-Lincoln	W	45-6
S24	Coahoma*	W	80-7
O1	at Northeast*	W	51-17
O10	Itawamba*	W	35-7
O17	at #14 Mississippi Delta*	W	45-28
O22	Holmes*	W	28-3
O29	at East Mississippi*	W	28-18
N5	#3 Jones County	L	37-40 (20T)
N14	at #3 Jones County%	L	14-24
D5	vs #11 Middle Georgia+	L	3-41

% MACJC Championship;

~Finished season No. 5 in NJCAA/No. 7 by JC Gridwire

+ 33rd Annual Mineral Water Bowl (Excelsior Springs, Mo.)

1999 • (11-1) 6-0 MACJC North

Head Coach: Bobby Franklin

MACJC/North Division Champions

S2	at East Central	W	53-8
S9	Southwest	L	0-3
S16	Copiah-Lincoln	W	44-8
S23	at Coahoma*	W	66-0
O2	Northeast* (HC)	W	58-12
O9	at Itawamba*	W	31-6
O14	Mississippi Delta*	W	34-0
O21	at Holmes*	W	47-13
O28	East Mississippi*	W	49-27
N4	at Jones County	W	52-7
N13	East Central%	W	40-12
N20	Hinds%	W	33-21

% MACJC Playoffs;

! Preseason ranked No. 2 by NJCAA

! Final Ranking of No. 4 by JC Gridwire/No. 6 by NJCAA

YEAR-BY-YEAR RESULTS

2000 • (10-0) 6-0 MACJC North

Head Coach: Bobby Franklin

Undefeated Season

A31	at Copiah-Lincoln	W	37-3
S9	at Jones County	W	72-7
S16	Gulf Coast	W	79-34
S21	Northeast*	W	63-0
S28	at Itawamba*	W	31-19
O5	#3 Hinds	W	42-10
O14	Holmes*	W	42-2
O21	at Mississippi Delta*	W	54-17
O27	at East Mississippi*	W	69-37
N2	Coahoma*	W	70-0

~Preseason ranked No. 1 by NJCAA

~On NJCAA Probation, not eligible for postseason play

~Set NJCAA record with 559 points (55.9 ppg)

2001 • (7-3) 4-2 MACJC North

Head Coach: Bobby Franklin

S6	Jones County	W	30-20
S13	at Gulf Coast	W	21-13
S20	at Northeast*	L	27-28
S27	Itawamba*	W	30-24
O4	at Hinds	W	41-29
O11	at Holmes*	W	17-0
O18	#12 Mississippi Delta*	L	10-34
O27	East Mississippi*	W	42-0
N1	at Coahoma*	W	61-0
N10	at #9 Jones County %	L	10-24

% MACJC Playoffs

2002 • (5-4) 4-2 MACJC North

Head Coach: Bobby Franklin

S5	at Hinds	L	24-28
S12	Pearl River	L	18-20
S19	Itawamba*	L	5-6
S28	at Mississippi Delta*	W	35-24
O3	at Holmes*	L	19-24
O10	at Coahoma*	W	30-6
O19	at East Mississippi*	W	53-17
O26	East Central	W	34-33
O31	Northeast*	W	27-3

! Preseason ranked No. 2 by NJCAA;

2003 • (8-2) 6-0 MACJC North

Head Coach: Bobby Franklin

North Champions/MACJC Playoffs

S4	Hinds	W	23-8
S11	at Pearl River	L	7-17
S20	at Itawamba*	W	38-6
S27	Mississippi Delta*	W	36-0
O4	at Holmes*	W	30-7
O9	Coahoma*	W	55-12
O18	East Mississippi*	W	31-14
O23	at East Central	W	40-31
O30	at Northeast*	W	34-26
N8	#13 Pearl River%	L	7-31

% MACJC Playoffs; Preseason No. 3 by NJCAA, RV in final poll

2004 • (7-2) 4-2 MACJC North

Head Coach: Bobby Franklin

S2	East Central	W	14-12
S9	at Southwest	W	27-20
S16	at Mississippi Delta*	W	24-12
S23	at Copiah-Lincoln	W	54-27
S30	Holmes*	W	35-6
O7	East Mississippi*	W	44-7
O14	at Coahoma*	W	49-13
O23	#20 Northeast* (HC)	L	16-19
O28	at Itawamba*	L	19-20

! Preseason ranked No. 2 by NJCAA; RV in final poll



RANDY PIPPIN
Head Coach
2005-07
13-14 (.481)

2005 • (1-6) 1-5 MACJC North

Head Coach: Randy Pippin

S22	Copiah-Lincoln	L	6-16
S29	at Holmes*	W	10-7
O6	at East Mississippi*	L	10-12
O13	Coahoma*	L	7-12
O20	at Northeast*	L	14-38
O29	Itawamba*	L	21-29
N5	Mississippi Delta*	L	11-14

! Preseason ranked No. 14 by NJCAA

2006 • (6-4) 6-0 MACJC North

Head Coach: Randy Pippin

North Champions/MACJC Playoffs

A31	at Copiah-Lincoln	L	7-33
S7	Jones County	L	17-24
S14	Holmes	W	45-0
S21	at Northeast*	W	31-14
S28	at East Mississippi*	W	55-22
O5	Coahoma*	W	23-6
O14	Gulf Coast	L	10-31
O21	at Itawamba*	W	30-27
O26	Mississippi Delta*	W	29-6
N4	#2 Pearl River%	L	21-31

! RV in NJCAA preseason poll; % MACJC Playoffs

2007 • (6-4) 5-1 MACJC North

Head Coach: Randy Pippin

North Runner-Up/MACJC Playoffs

A30	Copiah-Lincoln	W	31-0
S8	at Jones County	L	7-20
S13	at Holmes*	W	19-13
S20	Northeast*	W	26-24
S27	East Mississippi*	W	14-0
O4	at Coahoma*	W	24-14
O11	at #3 Gulf Coast	L	20-27
O20	Itawamba*	L	6-21
O25	at Mississippi Delta*	W	26-7
N3	at #3 Gulf Coast%	L	6-31

! Preseason ranked No. 20 by NJCAA; % MACJC Playoffs



RICKY WOODS
Head Coach
2008-12
35-13 (.729)

2008 • (6-4) 5-1 MACJC North

Head Coach: Ricky Woods

North Runner-Up/MACJC Playoffs

A28	#3 Gulf Coast	L	14-39
S6	at Hinds	W	31-3
S11	at #8 Pearl River	L	0-18
S18	Itawamba*	W	33-10
S25	at East Mississippi*	L	19-27
O2	Mississippi Delta*	W	14-13
O9	at Coahoma*	W	41-30
O18	Holmes* (HC)	W	49-12
O23	at Northeast*	W	50-28
N11	at #10 Gulf Coast%	L	6-42

! RV in NJCAA preseason poll; % MACJC Playoffs

2009 • (6-3) 4-2 MACJC North

Head Coach: Ricky Woods

A27	at #2 Gulf Coast	W	30-25
S3	Hinds	W	23-0
S10	#5 Pearl River	L	35-38
S17	at Itawamba*	W	35-0
S24	#13 East Mississippi*	L	42-49
O1	at Mississippi Delta*	W	25-22
O8	Coahoma (HC)*	L	36-41
O17	at Holmes*	W	26-19
O24	Northeast*	W	17-14

! Preseason ranked No. 19 by NJCAA

YEAR-BY-YEAR RESULTS

2010 • (9-1) 6-0 MACJC North

Head Coach: Ricky Woods

Undefeated Regular Season

North Champions/MACJC State Playoffs

S2	at #13 Pearl River	W	27-17
S9	East Central	W	41-26
S16	at East Mississippi*	W	25-19
S23	Coahoma*	W	37-7
S30	at Northeast*	W	26-6
07	Southwest	W	24-7
016	Mississippi Delta* (HC)	W	33-3
021	at Holmes*	W	38-13
028	Itawamba*	W	31-14
N6	#12 Gulf Coast%	L	24-52

% MACJC Playoffs;

! Preseason ranked No. 22; ranked No. 6 in final NJCAA Poll (Peaked at No. 4)

2011 • (6-3) 4-2 MACJC North

Head Coach: Ricky Woods

S1	#8 Pearl River	Wot	56-55
S8	at East Central	W	42-19
S15	#8 East Mississippi*	L	42-45
S22	at Coahoma*	W	^44-21
S29	#15 Northeast*	L	28-34
06	at Southwest	L	14-28
013	at Mississippi Delta*	W	37-0
022	Holmes (HC)*	W	66-41
027	at Itawamba*	W	45-7

! Preseason ranked No. 9 by NJCAA; Peaked at No. 4 in Week 3

^ Game called due to lightning with 5:39 left in 4th quarter

2012 • (8-2) 5-1 MACJC North

Head Coach: Ricky Woods

North Co-Champions/Brazos Valley Bowl Champs

S6	at Copiah-Lincoln	W	42-21
S13	Coahoma*	W	44-6
S20	at Northeast*	W	19-13
S27	#20 Itawamba*	W	49-7
04	at Mississippi Delta*	W	41-13
011	Holmes (HC)*	W	32-20
018	at #3 East Mississippi*	L	49-56
027	#18 Jones County	W	40-31
N3	at #7 Gulf Coast%	L	17-43
D1	vs. #11 Kilgore College#	W	47-36

! Preseason ranked No. 11 by NJCAA; No. 9 NJCAA Final Ranking

% MACJC Playoffs; #Brazos Valley Bowl



BRAD LAPLANTE
Head Coach
2013
1-8 (.111)

2013 • (1-8) 1-5 MACJC North

Head Coach: Brad LaPlante

A29	Southwest	L	15-19
S5	#6 Copiah-Lincoln	L	24-48
S12	at Coahoma*	W	38-23
S19	Northeast*	L	21-34
S28	at #7 Itawamba*	L	21-27
05	Mississippi Delta (HC)*	L	27-34
012	at Holmes*	L	14-17
017	#2 East Mississippi*	L	7-79
026	at #4 Jones County	L	3-52

! Preseason ranked No. 21 by JCGridiron.com



JACK WRIGHT
Head Coach
2014-15
15-7 (.682)

2014 • (4-6) 4-2 MACJC North

Head Coach: Jack Wright

A28	#10 Jones County	L	20-28
S4	at #7 Gulf Coast	L	7-63
S11	at Northeast*	L (ot)	19-25
S20	Itawamba*	W	45-31
S25	at Hinds	L	17-31
02	at Holmes*	W	28-14
09	Mississippi Delta*	W	23-14
016	#1 East Mississippi*	L	0-49
023	at Coahoma*	W	34-29
N1	at #11 Copiah-Lincoln%	L	30-44

% MACJC Playoffs

2015 • (11-1) 5-1 MACJC North

Head Coach: Jack Wright - NJCAA Coach of the Year

NATIONAL CHAMPIONS/MACJC Champions

A29	at #19 Jones County	W	42-20
S3	#9 Gulf Coast	W	26-10
S10	Northeast*	W	51-14
S17	at Itawamba*	W	31-24
S24	#14 Hinds	W (ot)	38-37
03	Holmes* (HC)	W	42-40
010	at Mississippi Delta*	W	40-0
015	at #8 East Mississippi*	L	16-49
022	Coahoma*	W	51-14
031	#17 East Central%	W	27-20
N7	#6 Gulf Coast%	W	34-24
D6	#2 Rochester (Minn.)#	W	66-13

! Preseason No. 16 by NJCAA; No. 1 final ranking;

% MACJC Playoffs; NJCAA National Championship (Biloxi)



BENJY PARKER
Head Coach
2016-present
75-20 (.789)

2016 • (9-3) 5-1 MACJC North

Head Coach: Benjy Parker

MACJC Runner-Up

S1	at #19 Hinds	W	40-17
S8	Pearl River	W	31-14
S15	#10 Itawamba*	W	27-13
S22	at Mississippi Delta*	W	38-7
S29	#15 Holmes (HC)*	W	27-12
08	at Coahoma*	W	34-0
015	at #4 East Mississippi*	L	31-52
020	East Central	W	20-14
027	#10 Northeast*	W	48-6
N5	at East Central%	W	21-14
N12	at #3 East Mississippi%	L	30-38
D3	#4 Trinity Valley#	L	24-34

! Preseason No. 10 by NJCAA; No. 6 final ranking;

% MACJC Playoffs; # Heart of Texas Bowl (Copperas Cove, Texas)

2017 • (8-3) 5-1 MACJC North

Head Coach: Benjy Parker

MACJC Runner-Up/North Division Champions

A31	vs Hinds	NC	0-0 (40)
S7	at Pearl River	W	34-21
S14	at Itawamba*	L	24-27
S21	Mississippi Delta (HC)*	W	41-0
S28	at #3 Holmes*	W	33-13
05	Coahoma*	W	35-0
012	#1 East Mississippi*	W	61-38
019	at East Central	W	38-0
026	at Northeast*	W	32-0
N4	#12 Hinds %	W	27-13
N11	#1 East Mississippi %	L (2ot)	66-67
D3	#3 Iowa Western #	L	19-36

! Preseason No. 6 by NJCAA; No. 7 final ranking; NC = No-Contest

! No. 8 College Football America, 13th Street & Smith's, 18th by JCGridiron

% MACJC Playoffs; # Graphic Edge Bowl (Cedar Falls, Iowa)

2018 • (8-2) 5-1 MACJC North

Head Coach: Benjy Parker

MACJC North Division Runner-Up

A30	East Central	W	28-24
S6	at Southwest Mississippi	W	51-6
S13	at Mississippi Delta*	W	59-16
S20	at Copiah-Lincoln	W	23-14
S27	#14 Holmes (HC)*	W	27-14
04	#1 East Mississippi*	L	6-34
011	at Coahoma*	W	35-24
018	Northeast*	W	31-7
025	at Itawamba*	W	34-7
N3	at # Jones College %	L	34-36

! Preseason No. 6 by NJCAA; No. 7 final ranking;

! No. 12 Street & Smith's, 7th by JCGridiron

% MACJC Playoffs

YEAR-BY-YEAR RESULTS

2019 - (8-3) 4-2 MACJC North

Head Coach: Benjy Parker

MACJC Runner-Up/North Division champions

A29	at East Central	W	26-13
S5	Southwest Mississippi	W	29-10
S12	Mississippi Delta*	W	33-3
S19	#8 Copiah-Lincoln	W	19-15
S26	at Holmes*	L	42-47
O3	at #3 East Mississippi*	W	56-36
O10	Coahoma (HC)*	W	54-18
O17	at Northeast*	W	41-17
O24	Itawamba*	L	21-22
N2	#7 Jones College %	W	24-17
N9	#1 Mississippi Gulf Coast %	L	19-22

! Preseason No. 9 by NJCAA, No. 6 final ranking;
% MACJC Playoffs

2020 - (6-0)

Head Coach: Benjy Parker

NATIONAL CHAMPIONS/MACCC Champions

O16	Itawamba	W	16-14
O23	at Northeast	W	34-28 (OT)
N7	at Mississippi Delta	W	26-9
N12	at Holmes	W	41-13
N19	Mississippi Delta	W	44-6
D5	at Mississippi Gulf Coast %	W	40-13

% MACCC/National Community College Football Championship game

2021 - (9-3) 4-2 MACCC North

Head Coach: Benjy Parker

MACCC Champions/NJCAA Division I Football Playoff berth

S2	Copiah-Lincoln	W	31-12
S9	@ #15 Jones College	L	9-31
S16	@ Holmes*	W	51-20
S23	Northeast*	W	45-13
S30	#6 East Mississippi*	L	21-30
O7	@ #14 Coahoma*	W	42-12
O14	@ #9 Mississippi Gulf Coast	W	38-14
O21	Itawamba*	W	41-13
O28	@ Mississippi Delta*	W	44-25
N6	@ #3 Jones College %	W	26-20
N13	#7 Hinds %	W	56-21
D5	@ #2 New Mexico Military Institute ^ L		30-49

! Preseason No. 3 by NJCAA, No. 4 final ranking;
% MACCC Playoffs; ^ NJCAA Division I Football Playoffs

2022 - (10-2) 6-0 MACCC North

Head Coach: Benjy Parker

MACCC Champions/NJCAA Division I Football Playoff berth

S1	Mississippi Gulf Coast	W	28-24
S8	@ #14 Hinds	W	31-28
S15	@ #14 Pearl River	W	21-14
S22	Itawamba*	W	49-10
S29	@ #8 East Mississippi*	W	38-21
O6	Mississippi Delta*	W	47-7
O13	@ Coahoma*	W	44-21
O20	Holmes (HC)*	W	41-14
O27	@ Northeast*	W	28-2
N5	#7 Jones College %	W	38-35
N12	#12 East Mississippi %	L	28-36
D4	#3 Iowa Western ^	L	12-33

! Preseason No. 3 by NJCAA, No. 4 final ranking;
% MACCC Playoffs; ^ NJCAA Division I Football Playoffs

2023 - (7-3) 4-2 MACJC North

Head Coach: Benjy Parker

S9	@ Mississippi Gulf Coast	L	14-49
S14	Hinds	W	19-3
S21	Pearl River	W	27-3
S28	@ Itawamba*	W	38-13
O5	#13 East Mississippi*	L	17-35
O12	@ Mississippi Delta*	W	31-13
O19	Coahoma*	W	55-7
O26	@ Holmes*	W	36-28
N2	#13 Northeast*	W	28-27 (OT)
N11	@ #4 Copiah-Lincoln %	L	14-48

! No. 13 final ranking by NJCAA
% MACJC Playoffs

All-Time Coaching Records

No.	Name	Years	W	L	T	Pct.
1.	Coach Gully	1928	2	6	0	.250
2.	Coach Funchess	1929	1	5	0	.166
3.	Doug Butler	1939	-	-	-	
4.	Lloyd White	1940	-	-	-	
5.	J.R. Newton	1941-42	-	-	-	
6.	Coach Stiffis	1943	-	-	-	
7.	Coach Searcy	1944	-	-	-	
8.	F.H. Roye	1945	-	-	-	
9.	R.D. "Rab" Rodgers	1946	-	-	-	
10.	Frank Davis	1947	-	-	-	
11.	Bernard Blackwell	1948-49	2	7	1	
12.	Howard Stubbs	1950	0	8	1	.055
13.	Unknown	1951-53	-	-	-	
14.	Billy Jefferson	1954	-	-	-	
15.	Lindy McGee	1955	3	6	0	.333
16.	James Jackson	1956-58	-	-	-	
17.	James Jobe	1959-61	15	15	0	.500
18.	Jimmy Vincent	1962	4	5	1	.450
19.	Charles Peets	1963	3	7	0	.300
20.	Bob Peterson	1964-65	13	7	1	.642
21.	Billy Joe Cox	1966-69	18	19	2	.487
22.	Ken Bramlett	1970-74	20	29	0	.408
23.	A.J. Kilpatrick	1975-78	26	13	3	.654
24.	Ray Poole	1979-80	13	7	0	.650
25.	Bobby Ray Franklin	1981-2004	201	57	6	.772
26.	Randy Pippin	2005-07	13	14	0	.481
27.	Ricky Woods	2008-12	35	13	0	.729
28.	Brad LaPlante	2013	1	8	0	.111
29.	Jack Wright	2014-15	15	7	0	.681
30.	Benjy Parker	2016-present	75	20	0	.789