



## POSTSEASON HISTORY

### NORTHEASTERN RESULTS IN CONFERENCE TOURNAMENT PLAY

#### 1980 - ECAC North

Quarterfinal: Maine 66, Northeastern 52

#### 1981

Semifinal: NORTHEASTERN 76, Vermont 69 (OT)

**Final: NORTHEASTERN 81, Holy Cross 79 (OT)**

#### 1982

Semifinal: NORTHEASTERN 49, Boston University 48

**Final: NORTHEASTERN 82, Niagara 59**

#### 1983

Quarterfinal: HOLY CROSS 65, Northeastern 61

#### 1984 - ECAC North Atlantic

Quarterfinal: NORTHEASTERN 71, Colgate 44

Semifinal: NORTHEASTERN 83, Maine 77

**Final: NORTHEASTERN 85, Canisius 75**

#### 1985

Quarterfinal: NORTHEASTERN 103, Maine 81

Semifinal: NORTHEASTERN 73, Siena 69

**Final: NORTHEASTERN 68, Boston University 67**

#### 1986

Quarterfinal: NORTHEASTERN 82, Vermont 61

Semifinal: NORTHEASTERN 89, Siena 75

**Final: NORTHEASTERN 63, Boston University 54**

#### 1987

Quarterfinal: NORTHEASTERN 85, New Hampshire 71

Semifinal: NORTHEASTERN 89, Siena 79

**Final: NORTHEASTERN 71, Boston University 68**

#### 1988

Quarterfinal: Niagara 70, Northeastern 57 \*

#### 1989

Quarterfinal: Northeastern 65, Maine 59 \*

Semifinals: Boston Univ. 104, Northeastern 84 \*

#### 1990 - North Atlantic Conference

Quarterfinal: Vermont 76, Northeastern 62 \*

#### 1991

Semifinal: NORTHEASTERN 74, Hartford 59

**Final: NORTHEASTERN 57, Maine 46**

#### 1992

Quarterfinal: Vermont 74, Northeastern 64

#### 1993

Quarterfinal: Northeastern 91, Vermont 68

Semifinal: Delaware 84, Northeastern 61

#### 1994

Quarterfinal: Drexel 81, Northeastern 71

#### 1995

Quarterfinal: Northeastern 73, Vermont 71 (OT)

Semifinal: Northeastern 91, New Hampshire 70

**Final: Drexel 72, Northeastern 52**



**Head coach Jim Calhoun and the legendary Reggie Lewis led the Huskies to three straight NCAA bids from 1984 to 1986.**

#### 1996

First Round: Northeastern 71, Hofstra 61 #

Quarterfinal: Boston Univ. 69, Northeastern 54 #

#### 1997 - America East

First Round: Towson 72, Northeastern 69 #

#### 1998

First Round: Northeastern 74, Maine 54 #

Quarterfinal: Boston Univ. 87, Northeastern 77 #

#### 1999

First Round: Northeastern 77, New Hampshire 69 #

Quarterfinal: Drexel 64, Northeastern 56 #

#### 2000

First Round: Boston Univ. 83, Northeastern 57 #

#### 2001

Quarterfinal: Northeastern 74, Drexel 73 #

Semifinal: DELAWARE 110, Northeastern 66 #

#### 2002

Quarterfinal: Boston Univ. 86, Northeastern 76

#### 2003

Quarterfinal: Northeastern 71, Maine 68 &

Semifinal: BOSTON UNIV. 71, Northeastern 61 &

#### 2004

Quarterfinal: Hartford 79, Northeastern 74 &

#### 2005

Quarterfinal: Northeastern 90, Stony Brook 79 %

Semifinal: Northeastern 86, Maine 73 %

**Final: Vermont 80, Northeastern 57**

#### 2006 - Colonial Athletic Association

First Round: Northeastern 74, James Madison 56 ^

Quarterfinal: Northeastern 71, Old Dominion 63 ^

Semifinal: UNC Wilmington 69, Northeastern 58 ^

#### 2007

First Round: Northeastern 77, Delaware 67 ^

Quarterfinal: Drexel 64, Northeastern 50 ^

#### 2008

First Round: Northeastern 73, James Madison 55 ^

Quarterfinal: George Mason 63, Northeastern 52 ^

#### 2009

Quarterfinal: Towson 58, Northeastern 54 ^

#### 2010

Quarterfinal: Northeastern 74, Hofstra 71 (2OT) ^

Semifinal: William & Mary 47, Northeastern 45 ^

#### 2011

Quarterfinal: Delaware 60, Northeastern 58 ^

#### 2012

First Round: Northeastern 57, William & Mary 49 ^

Quarterfinal: VCU 75, Northeastern 65 ^

#### 2013

Semifinal: Northeastern 69, George Mason 67 ^

**Final: James Madison 70, Northeastern 57 ^**

#### 2014

Quarterfinal: Northeastern 90, Drexel 81 !

Semifinal: Delaware 87, Northeastern 74 !

#### 2015

Quarterfinal: Northeastern 67, Delaware 64 \$

Semifinal: Northeastern 78, UNCW 71 \$

**Final: Northeastern 72, William & Mary 61 \$**

#### 2016

Quarterfinal: Northeastern 71, Towson 60 \$

Semifinal: UNCW 73, Northeastern 70 \$

#### 2017

Quarterfinal: Towson 82, Northeastern 54 %

#### 2018

Quarterfinal: Northeastern 74, Delaware 50 %

Semifinal: Northeastern 79, UNCW 52 %

**Final: Charleston 83, Northeastern 76 (OT) %**

#### 2019

Quarterfinal: Northeastern 80, UNCW 59 %

Semifinal: Northeastern 70, Charleston 67 %

**Final: Northeastern 82, Hofstra 74 %**

#### 2020

Quarterfinal: Northeastern 72, Towson 62 +

Semifinal: Northeastern 68, Elon 60 +

**Final: Hofstra 70, Northeastern 61 +**

#### 2021

Quarterfinal: Northeastern 63, William & Mary 47 °

Semifinal: Drexel 74, Northeastern 67 °

#### 2022

First Round: Northeastern 68, William & Mary 63 +

Quarterfinal: Northeastern 61, Towson 68 +

#### 2023

Quarterfinal: Delaware 77, Northeastern 74 (OT) +

#### 2024

Second Round: Stony Brook 75, Northeastern 65 +

#### 2025

Second Round: Hampton 70, Northeastern 65 +

\* - Hartford, Conn.

% - Vestal, N.Y.

# - Newark, Del.

& - Walter Brown Arena (Boston, Mass.)

^ - Richmond (Va.) Coliseum

! - Baltimore (Md.) Arena

\$ - Royal Farms Arena (Baltimore, Md.)

% - N. Charleston Coliseum (N. Charleston, S.C.)

+ - CareFirst Arena (Washington, D.C)

° - Atlantic Union Bank Center (Harrisonburg, Va.)

### CONFERENCE TOURNAMENT SINGLE-GAME RECORDS

#### Individual

**Points** 41, J.J. Barea vs. Stony Brook (3/5/05)

**Rebounds** 21, Dan Callahan vs. Vermont (3/4/95)

**Assists** 12, J.J. Barea vs. JMU (3/3/06)

**Steals** 5, Tyson Walker vs. William & Mary(3/7/21)

**Blocks** 9, Shawn James vs. JMU (3/3/06)

#### Team

**Points** 103, vs. Maine (3/5/85)

**Rebounds** 61, vs. Vermont (3/6/93)

**Assists** 26, vs. Maine (3/8/84)

**Steals** 15, vs. Canisius (3/10/84)

**Blocks** 10, vs. JMU (3/3/06)



## POSTSEASON HISTORY

### NCAA TOURNAMENT HISTORY

Year	Date	Region	Site	Round	Seed	Opponent	Result
1981	3/13	West	El Paso, Texas	1st (48)	11	#6 Fresno State	W, 55-53
	3/15	West	El Paso, Texas	2nd (32)	11	#3 Utah	L, 69-94
1982	3/13	East	Uniondale, N.Y.	1st (48)	11	#6 St. Joseph's	W, 63-62
	3/14	East	Uniondale, N.Y.	2nd (32)	11	#3 Villanova	L, 72-76 (3 ot)
1984	3/14	East	Philadelphia, Pa.	Prelim (53)	11	#11 Long Island	W, 90-87
	3/16	East	East Rutherford, N.J.	1st (48)	11	#6 VCU	L, 69-70
1985	3/15	East	Atlanta, Ga.	1st (64)	14	#3 Illinois	L, 57-76
1986	3/13	East	Greensboro, N.C.	1st (64)	13	#4 Oklahoma	L, 74-80
1987	3/13	East	Syracuse, N.Y.	1st (64)	14	#3 Purdue	L, 95-104
1991	3/15	East	Syracuse, N.Y.	1st (64)	16	#1 North Carolina	L, 66-101
2015	3/19	Midwest	Pittsburgh, Pa.	2nd (64)	14	#3 Notre Dame	L, 65-69
2019	3/21	Midwest	Salt Lake City, Utah	1st (64)	13	#4 Kansas	L, 53-87

### NCAA Tournament Opening Round Records

#### SINGLE GAME, TEAM

**Free Throws Made-** 28, Northeastern vs. LIU Brooklyn, March 13, 1984

**Free Throws Attempted-** 36, Northeastern vs. LIU Brooklyn, March 13, 1984

#### SINGLE GAME, TWO TEAMS

**Points-** 177, Northeastern (90) vs. LIU Brooklyn (87), March 13, 1984

**Field Goals Made-** 70, LIU Brooklyn (39) vs. Northeastern (31), March 13, 1984

**Field Goals Attempted-** 141, LIU Brooklyn (87) vs. Northeastern (54), March 13, 1984

### NCAA TOURNAMENT SUPERLATIVES

Appearances	9	VS. OPPONENT	BY SITE	VS. SEEDS
Preliminary Round	1-0	1-0 vs. Fresno State (1981)	0-1 at Atlanta, Ga. (1985)	Record
First Round	2-6	0-1 vs. Illinois (1985)	0-1 at East Rutherford, N.J. (1984)	Opponent (Last)
Second Round	0-3	0-1 vs. Kansas (2019)	1-1 at El Paso, Texas (1981)	0-1 North Carolina (1991)
Overall Record	3-8	1-0 vs. Long Island (1984)	0-1 at Greensboro, N.C. (1986)	0-5 Notre Dame (2015)
		0-1 vs. North Carolina (1991)	1-0 at Philadelphia, Pa. (1984)	0-2 Kansas (2019)
		0-1 vs. Notre Dame (2015)	0-1 at Pittsburgh, Pa. (2015)	2-1 VCU (1984)
		0-1 vs. Oklahoma (1986)	0-1 at Salt Lake City, Utah (2019)	1-0 Long Island (1984)
		0-1 vs. Purdue (1987)	0-2 at Syracuse, N.Y. (1987, 1991)	WHEN SEEDED
		1-0 vs. St. Joseph's (1982)	1-1 at Uniondale, N.Y. (1982)	Record
		0-1 vs. Utah (1981)		Year(s)
		0-1 vs. VCU (1984)		#11 3-3 1981, 1982, 1984
		0-1 vs. Villanova (1982)		#13 0-2 1986, 2019
				#14 0-3 1985, 1987, 2015
				#16 0-1 1991

### NATIONAL INVITATIONAL TOURNAMENT HISTORY

Year	Date	Region	Site	Round	Seed	Opponent	Result
2005	3/16		Memphis, Tenn.	1 (32)	-	Memphis	L, 65-90
2010	3/16	VT Bracket	Storrs, Conn.	1 (32)	5	#4 Connecticut	L, 57-59
2013	3/19	Bama Bracket	Tuscaloosa, Ala.	1 (32)	8	#1 Alabama	L, 43-62

### NATIONAL INVITATIONAL TOURNAMENT SUPERLATIVES

Appearances	3	VS. OPPONENT	BY SITE	VS. SEEDS
First Round	0-3	0-1 vs. Alabama (2013)	0-1 at Memphis, Tenn. (2005)	Record
Overall Record	0-3	0-1 vs. Connecticut (2010)	0-1 at Storrs, Conn. (2010)	Opponent (Last)
		0-1 vs. Memphis (2005)	0-1 at Tuscaloosa, Ala. (2013)	0-1 Alabama (2013)
				0-1 Connecticut (2010)
				WHEN SEEDED
				Record
				Year(s)
				#5 0-1 2010
				#8 0-1 2013

### COLLEGE BASKETBALL INVITATIONAL TOURNAMENT HISTORY

Year	Date	Region	Site	Round	Seed	Opponent	Result
2009	3/17	South	Laramie, Wyo.	1 (16)	3	#2 Wyoming	W, 64-62
	3/23	South	El Paso, Texas	2 (8)	3	#4 UTEP	L, 66-75

### COLLEGE BASKETBALL INVITATIONAL TOURNAMENT SUPERLATIVES

Appearances	1	VS. OPPONENT	BY SITE	VS. SEEDS
First Round	1-0	0-1 vs. UTEP (2009)	0-1 at El Paso, Texas (2009)	Record
Second Round	0-1	1-0 vs. Wyoming (2009)	1-0 at Laramie, Wyo. (2009)	Opponent (Last)
Overall Record	1-1			1-0 Wyoming (2009)
				0-1 UTEP (2009)
				WHEN SEEDED
				Record
				Year(s)
				#3 1-1 2009

# HUSKIES BASKETBALL



## POSTSEASON HISTORY

### 1981 - El Paso, Texas (NCAA West Region, 11 Seed)

Northeastern earned its first trip to the NCAA tournament as Perry Moss put up a one-handed shot from half-court with two seconds remaining and hit nothing but net to send the ECAC North title game against Holy Cross into overtime, where the Huskies prevailed, 81-79.

#### March 13, 1981- El Paso, Texas

Tied at 53, the Huskies put the ball in Perry Moss' hands once more as they went for the win against Fresno State. Moss drove, the defense collapsed, and he dished to a streaking Chip Rucker, who collected the pass and laid it in with four seconds remaining to lift Northeastern past the heavily-favored Bulldogs.

#### #11 Northeastern 55, #6 Fresno State 53

##### VISITORS: #11 Northeastern (24-5)

	FG	FT	REBS	PF	TP
30 D. Leitao f	1-2	0-0	3	1	2
35 C. Rucker f	2-2	0-0	1	4	4
31 C. Heineck c	0-2	0-0	0	1	0
20 P. Harris g	7-14	6-7	3	0	20
4 P. Moss g	6-9	5-8	5	2	17
25 E. Jefferson	3-5	0-0	2	1	6
21 R. Braswell	1-1	0-0	1	3	2
33 M. Halsel	2-2	0-1	0	0	4
22 P. Robinson	0-0	0-0	0	0	0
Team	0-0	0-0	1	0	0
<b>Totals</b>	<b>22-37</b>	<b>11-16</b>	<b>16</b>	<b>12</b>	<b>55</b>

**TOTAL FG%:** 1st Half: 12-25 48.0% 2nd Half: 10-12 83.3% Final: 22-37 59.5%  
**Free Throw%:** 1st Half: 6-10 60.0% 2nd Half: 5-6 83.3% Final: 11-16 68.8%

##### HOME: #6 Fresno State (21-4)

	FG	FT	REBS	PF	TP
22 R. Higgins f	10-15	4-4	4	2	24
33 B. Davis f	2-4	1-4	2	2	5
30 P. Verhoeven c	4-7	4-4	5	4	12
12 B. Anderson g	1-1	0-0	2	3	2
21 D. Mason g	4-9	0-0	1	0	8
34 B. Thompson	0-0	2-4	0	1	2
24 D. Sezzi	0-0	0-0	1	1	0
54 J. Weatherspoon	0-0	0-0	0	1	0
Team	0-0	0-0	3	0	0
<b>Totals</b>	<b>21-36</b>	<b>11-16</b>	<b>18</b>	<b>14</b>	<b>53</b>

**TOTAL FG%:** 1st Half: 14-23 60.9% 2nd Half: 7-13 53.8% Final: 21-36 58.3%  
**Free Throw%:** 1st Half: 8-12 66.7% 2nd Half: 3-4 75.0% Final: 11-16 68.8%

**Officials:** Jack Savage, Larry Lembo, Charles Vacca

**Technical Fouls:** None

**Attendance:** 7,109

Score by Periods	1st	2nd	Total
Northeastern	30	25	55
Fresno State	36	17	53

#### March 15, 1981 - El Paso, Texas

Danny Vranes shot a perfect 9-9 from the floor, while star forward Tom Chambers netted 21 points to lead Utah past the Huskies in second round action. The Utes blistered the nets, shooting .620 from the floor, while the Huskies managed just .323, led by a combined 44 points from Pete Harris and Perry Moss. The Huskies finished with a 24-6 record.

#### #3 Utah 94, #11 Northeastern 69

##### VISITORS: #11 Northeastern (24-6)

	FG	FT	REBS	PF	TP
35 C. Rucker f	2-4	0-1	1	5	4
30 D. Leitao f	0-1	2-4	5	4	2
31 C. Heineck c	0-2	0-1	4	4	0
4 P. Moss g	6-18	8-11	3	2	20
20 P. Harris g	8-21	8-10	3	2	24
25 E. Jefferson	4-12	2-2	2	0	10
21 R. Braswal	0-1	0-0	3	5	0
33 M. Halsel	1-4	1-2	9	5	3
22 P. Robinson	0-2	0-0	0	0	0
32 B. Phillips	1-2	0-2	4	1	2
3 J. Gordon	0-1	2-2	1	1	2
10 R. Ziembra	1-1	0-0	0	0	2
23 A. Lehmann	0-2	0-0	0	0	0
Team	0-0	0-0	3	0	0
<b>Totals</b>	<b>23-71</b>	<b>23-35</b>	<b>39</b>	<b>29</b>	<b>69</b>

**TOTAL FG%:** 1st Half: 10-31 32.3% 2nd Half: 13-40 32.5% Final: 23-71 32.4%  
**Free Throw%:** 1st Half: 8-11 72.7% 2nd Half: 15-24 62.5% Final: 23-35 65.7%

##### HOME: #3 Utah (24-4)

	FG	FT	REBS	PF	TP
23 D. Vranes f	9-9	9-11	11	3	27
40 K. Bankowski f	7-11	1-2	6	2	15
42 T. Chambers c	6-9	9-10	12	1	21
20 P. Mannion g	3-6	0-0	2	3	6
3 S. Martin g	3-7	0-2	6	4	6
24 C. Hammer	2-5	0-0	3	5	4
34 A. Robinson	2-4	0-0	4	2	4
11 P. Williams	1-3	0-1	5	1	2
44 C. Winans	1-2	1-4	0	3	3
10 R. McClain	1-1	2-3	0	1	4
14 S. Hill	1-1	0-0	0	1	2
30 S. Folson	0-0	0-0	1	0	0
Team	0-0	0-0	2	0	0
<b>Totals</b>	<b>36-58</b>	<b>22-33</b>	<b>52</b>	<b>26</b>	<b>94</b>

**TOTAL FG%:** 1st Half: 17-31 54.8% 2nd Half: 19-27 70.4% Final: 36-58 62.1%  
**Free Throw%:** 1st Half: 9-11 81.8% 2nd Half: 13-22 59.1% Final: 22-33 66.7%

**Officials:** Leonart Wietz; Ed Marrich; Mark Reischling

**Technical Fouls:** NU Coach Calhoun, Utah Martin, Utah Chambers

**Attendance:** 8,500

Score by Periods	1st	2nd	Total
Northeastern	28	41	69
Utah	43	51	94

### 1982 - Uniondale, N.Y. (NCAA East Region, 11 seed)

Northeastern crushed Niagara, 82-59, for the ECAC North crown behind two-time tournament MVP Perry Moss, earning its second straight trip to the NCAA Tournament.

#### March 12, 1982 - Uniondale, N.Y.

Trailing 56-50, the Huskies, led by Perry Moss (24 points) and Eric Jefferson (18 points), mounted a 13-4 run in the final minutes and hung on for the victory over St. Joseph's at the Nassau Coliseum.

#### #11 Northeastern 63, #6 St. Joseph's 62

##### VISITORS: #11 Northeastern (23-6)

	FG	FT	REBS	PF	TP
33 M. Halsel f	3-7	5-9	13	2	11
25 E. Jefferson f	8-11	2-3	3	1	18
30 D. Leitao c	4-6	2-2	4	3	10
4 P. Moss g	9-18	6-7	2	3	24
10 S. Bryant g	0-1	0-0	1	2	0
31 C. Heineck	0-0	0-0	0	0	0
22 P. Robinson	0-0	0-1	1	2	0
21 J. King	0-0	0-0	0	0	0
20 R. Braswell	0-0	0-0	1	1	0
Team	0-0	0-0	5	0	0
<b>Totals</b>	<b>24-43</b>	<b>15-22</b>	<b>30</b>	<b>14</b>	<b>63</b>

**TOTAL FG%:** 1st Half: 13-24 54.1% 2nd Half: 11-19 57.9% Final: 24-43 55.8%  
**Free Throw%:** 1st Half: 9-12 75.0% 2nd Half: 6-10 60.0% Final: 15-22 68.1%

##### HOME: #6 St. Joseph's (24-5)

	FG	FT	REBS	PF	TP
44 B. Lajewski f	0-2	4-5	0	2	4
34 L. McFarlan f	11-17	2-3	3	1	24
23 T. Costner c	5-6	0-0	6	5	10
12 J. Clark g	3-8	0-0	0	5	6
13 B. Warrick g	4-16	2-2	2	3	10
30 M. Dearborn	3-4	0-0	7	2	6
10 B. Mitchell	1-1	0-0	0	1	2
Team	0-0	0-0	4	0	0
<b>Totals</b>	<b>27-54</b>	<b>8-10</b>	<b>22</b>	<b>19</b>	<b>62</b>

**TOTAL FG%:** 1st Half: 15-31 48.3% 2nd Half: 12-23 52.2% Final: 27-54 50.0%  
**Free Throw%:** 1st Half: 6-8 75.0% 2nd Half: 2-2 100.0% Final: 8-10 80.0%

**Officials:** Howell, Shea, Ballestros

**Technical Fouls:** None

**Attendance:** N/A

Score by Periods	1st	2nd	Total
Northeastern	35	28	63
St. Joseph's	36	26	62



## POSTSEASON HISTORY

### 1982 - Uniondale, N.Y. (NCAA East Region, 11 seed)

Northeastern crushed Niagara, 82-59, for the ECAC North crown behind two-time tournament MVP Perry Moss, earning its second straight trip to the NCAA Tournament.

#### March 14, 1982 - Uniondale, N.Y.

In one of the longest and most amazing games in NCAA tournament history, the Huskies were defeated by Villanova, 76-72, in a triple overtime thriller. Dave Leitao put a hand in the face of 'Nova's Stewart Granger to alter his last second shot in regulation, then put up a shot with 10 seconds left in the first OT, grabbed his own rebound and nearly put it back in for the win as time expired. Eric Jefferson kept the Huskies alive in the second overtime, as he tipped in a Perry Moss miss. However, the Wildcats pulled away in the third overtime, as the two teams tied the record for longest NCAA tournament game.

#### #3 Villanova 76, #11 Northeastern 72

##### VISITORS: #11 Northeastern (23-7)

	FG	FT	REBS	PF	TP	
25 E. Jefferson	f	8-17	1-2	11	5	17
33 M. Halsel	f	4-9	2-3	4	2	10
30 D. Leitao	c	4-12	0-2	11	5	8
4 P. Moss	g	14-29	3-4	7	4	31
10 S. Bryant	g	0-0	0-0	0	1	0
22 P. Robinson		1-3	0-0	3	4	2
20 R. Braswell		2-3	0-0	4	3	4
21 J. King		0-1	0-0	0	1	0
Team		0-0	0-0	5	0	0
<b>Totals</b>		<b>33-74</b>	<b>6-11</b>	<b>45</b>	<b>25</b>	<b>72</b>

**TOTAL FG%:** 1st Half: 14-30 46.6% 2nd Half: 19-44 43.1% Final: 33-74 44.5%  
**Free Throw%:** 1st Half: 4-8 50.0% 2nd Half: 2-3 66.7% Final: 6-11 54.5%

#### HOME: #3 Villanova (21-7)

	FG	FT	REBS	PF	TP	
4 E. Pinckney	f	4-8	4-6	10	2	12
12 A. Howard	f	3-6	2-2	2	4	8
15 J. Pinone	c	3-9	6-11	8	4	12
10 S. Granger	g	7-11	2-3	2	2	16
13 D. McClain	g	7-11	6-8	1	4	20
2 G. McLain		2-2	0-0	2	0	4
43 J. Sices		1-4	0-0	1	0	2
34 F. Dobbs		1-2	0-0	0	0	2
25 M. Mulquin		0-0	0-0	1	0	0
Team		0-0	0-0	3	0	0
<b>Totals</b>		<b>28-53</b>	<b>20-30</b>	<b>30</b>	<b>16</b>	<b>76</b>

**TOTAL FG%:** 1st Half: 15-24 62.5% 2nd Half: 13-29 44.8% Final: 28-53 52.8%  
**Free Throw%:** 1st Half: 5-7 71.4% 2nd Half: 15-23 65.2% Final: 20-30 66.7%

**Officials:** Wirtz, Ball, Herbold  
**Technical Fouls:** NU Moss  
**Attendance:** N/A

Score by Periods	1st	2nd	OT1	OT2	OT3	Total
Northeastern	32	24	2	7	7	72
Villanova	35	21	2	7	11	76

### 1984 - Philadelphia, Pa./East Rutherford, N.J. (NCAA East Region, 11 seed)

The Reggie Lewis era begins. Northeastern forced 20 Canisius turnovers and received 20 points from Mark Halsel as the Huskies returned to the NCAA tournament for the third time in four years with an 85-75 victory over the Golden Griffins at Matthews Arena.

#### March 13, 1984 - Philadelphia, Pa.

Northeastern knocked off Long Island, getting 22 points from Wes Fuller and 21 from league Rookie of the Year Lewis. A late-game rally by LIU was thwarted as LIU's Robert Brown put up a jumper for the win, but was rejected by Lewis. The Huskies held on and advanced to the second round for the third time in three tries.

#### #11 Northeastern 90, #11 Long Island 87

##### VISITORS: #11 Long Island (16-11)

	FG	FT	REBS	PF	TP	
33 J. Merinether	f	7-19	1-2	7	5	15
40 C. Scurry	f	7-14	0-0	9	5	14
25 V. Wiggins	c	1-4	0-0	3	1	2
10 R. Brown	g	13-25	1-2	4	2	27
14 W. James	g	6-12	3-3	5	5	15
23 W. Jordon		5-12	0-0	3	5	10
31 T. Whitehead		0-1	4-4	3	2	4
15 E. Villanueva		0-0	0-0	0	0	0
12 D. Powell		0-0	0-0	0	0	0
24 S. Townes		0-0	0-0	0	0	0
Team		0-0	0-0	4	0	0
<b>Totals</b>		<b>39-87</b>	<b>9-11</b>	<b>38</b>	<b>25</b>	<b>87</b>

**TOTAL FG%:** 1st Half: 17-40 42.5% 2nd Half: 22-47 46.8% Final: 39-87 44.8%  
**Free Throw%:** 1st Half: 0-0 0.0% 2nd Half: 9-11 81.8% Final: 9-11 81.8%

##### HOME: #11 Northeastern (27-4)

	FG	FT	REBS	PF	TP	
33 M. Halsel	f	4-8	2-2	14	4	10
35 R. Lewis	f	8-13	5-7	5	2	21
21 W. Fuller	c	9-13	4-6	8	3	22
3 A. LaFleur	g	4-7	6-8	4	24	14
5 G. Miller	g	4-6	7-9	5	2	15
31 Q. Dale		2-6	4-4	4	1	8
30 P. Robinson		0-1	0-0	0	1	0
Team		0-0	0-0	1	0	0
<b>Totals</b>		<b>31-54</b>	<b>28-36</b>	<b>41</b>	<b>15</b>	<b>90</b>

**TOTAL FG%:** 1st Half: 19-34 55.9% 2nd Half: 12-20 60.0% Final: 31-54 57.4%  
**Free Throw%:** 1st Half: 10-12 83.3% 2nd Half: 18-24 75.0% Final: 28-36 77.8%

**Officials:** Beuhl Roach, Sean Lickliter, Roger Parramore  
**Technical Fouls:** NU Halsel  
**Attendance:** N/A

Score by Periods	1st	2nd	Total
Long Island	34	53	87
Northeastern	48	42	90

#### March 16, 1984 - East Rutherford, N.J.

Virginia Commonwealth shocked NU and went to the Sweet 16 on Rolando Lamb's buzzer-beating jumper from 20 feet. The Huskies set a tournament record by shooting .750 from the floor on the night, led by an astounding 15-for-17 shooting from Lewis (31 points). But the Rams shot .623 overall and eliminated the Huskies, who set a school record with 27 wins on the season.

#### #6 VCU 70, #11 Northeastern 69

##### VISITORS: #11 Northeastern (27-5)

	FG	FT	REBS	PF	TP	
33 M. Halsel	f	9-12	1-3	4	0	19
35 R. Lewis	f	15-17	1-4	5	0	31
21 W. Fuller	c	3-5	0-0	3	4	6
3 A. LaFleur	g	1-1	0-0	3	2	2
5 G. Miller	g	2-5	1-2	0	3	5
31 Q. Dale		3-3	0-0	5	1	6
22 P. Robinson		0-1	0-0	0	0	0
Team		0-0	0-0	3	0	0
<b>Totals</b>		<b>33-44</b>	<b>3-9</b>	<b>23</b>	<b>10</b>	<b>69</b>

**TOTAL FG%:** 1st Half: 17-23 73.9% 2nd Half: 16-21 76.2% Final: 33-44 75.0%  
**Free Throw%:** 1st Half: 2-5 40.0% 2nd Half: 1-4 25.0% Final: 3-9 33.3%

##### HOME: #6 Virginia Commonwealth (22-6)

	FG	FT	REBS	PF	TP	
22 M. Brown	f	8-12	0-1	4	1	16
30 N. Wake	f	0-0	0-0	0	1	0
43 M. Schlegel	c	8-10	0-0	3	2	16
3 N. Jones	g	1-1	0-0	1	1	2
5 C. Duncan	g	7-15	0-2	5	2	14
15 R. Dickerson		1-2	0-0	0	1	2
33 D. Franco		4-7	2-3	1	2	10
20 R. Lamb		4-6	2-2	2	1	10
Team		0-0	0-0	2	0	0
<b>Totals</b>		<b>33-53</b>	<b>4-8</b>	<b>18</b>	<b>11</b>	<b>70</b>

**TOTAL FG%:** 1st Half: 16-28 57.1% 2nd Half: 17-25 68.0% Final: 33-53 62.3%  
**Free Throw%:** 1st Half: 2-3 66.7% 2nd Half: 2-5 40.0% Final: 4-8 50.0%

**Officials:** Paul Galvan, Beuhl Roach, Jerry Donaghy  
**Technical Fouls:** None  
**Attendance:** N/A

Score by Periods	1st	2nd	Total
Northeastern	36	33	69
Fresno State	34	36	70

# HUSKIES BASKETBALL



## POSTSEASON HISTORY

### 1985 - Atlanta, Ga. (NCAA East Region, 14 seed)

Despite a sore wrist, league Player of the Year Reggie Lewis hit his last six shots en route to 29 points to lead the Huskies past rival Boston University, 68-67, in the ECAC North Atlantic final and back into the NCAA Tournament.

**March 15** - Lewis, the nation's top-scoring sophomore, had 22 against Illinois, but the Illini rolled to a 19-point win behind 23 points from Ken Norman. Lewis finished the year with an NU-record 748 points.

### #3 Illinois 76, #14 Northeastern 57

#### VISITORS: #14 Northeastern (22-9)

	FG	FT	REBS	PF	TP
31 Q. Dale	f 4-10	2-2	7	4	10
35 R. Lewis	f 11-28	0-0	5	3	22
34 K. McDuffie	c 2-3	2-4	5	2	6
3 A. LaFleur	g 3-6	0-0	1	2	6
10 J. Williams	g 4-6	1-4	1	5	9
21 W. Fuller	0-0	0-0	4	1	0
24 E. McDonald	1-2	0-0	0	1	2
30 G. Corcoran	1-1	0-0	2	1	2
23 S. Evans	1-1	0-0	2	1	2
Team	0-0	0-0	2	0	0
<b>Totals</b>	<b>26-58</b>	<b>5-10</b>	<b>27</b>	<b>19</b>	<b>57</b>

**TOTAL FG%:** 1st Half: 10-25 40.0% 2nd Half: 16-33 48.5% Final: 26-58 44.8%  
**Free Throw%:** 1st Half: 3-6 50.0% 2nd Half: 2-4 50.0% Final: 5-10 50.0%

### HOME: #3 Illinois (21-9)

	FG	FT	REBS	PF	TP
33 K. Norman	f 8-11	7-7	9	1	23
44 A. Welch	f 6-11	1-2	2	2	13
24 E. Winters	c 4-5	3-4	7	1	11
22 D. Altenberger	g 6-10	1-2	3	2	13
25 B. Douglas	g 1-5	1-2	4	2	3
30 S. Meents	2-3	0-1	1	1	4
10 T. Wysinger	2-4	2-2	3	2	6
4 S. Haftner	0-2	1-2	3	0	1
35 R. Woodward	1-1	0-0	0	2	2
Team	0-0	0-0	1	0	0
<b>Totals</b>	<b>30-52</b>	<b>16-22</b>	<b>33</b>	<b>13</b>	<b>76</b>

**TOTAL FG%:** 1st Half: 14-27 51.9% 2nd Half: 16-25 64.0% Final: 30-52 57.7%  
**Free Throw%:** 1st Half: 7-11 63.6% 2nd Half: 9-11 81.8% Final: 16-22 72.7%

**Officials:** Jim McDaniels, Bob Sitov, Mike Kouri

**Technical Fouls:** None

**Attendance:** N/A

Score by Periods	1st	2nd	Total
Northeastern	23	34	57
Fresno State	35	41	76

### 1986 - Greensboro, N.C. (NCAA East Region, 13 seed)

Jim Calhoun took league Coach of the Year honors as Northeastern rolled to a 26-5 record. All-America East first-teamers Reggie Lewis and Andre LaFleur combined for 30 points as the Huskies beat Boston University, 63-54, and advanced to the NCAA Tournament for the third straight year.

**March 13** - Lewis then scored 35 points and pulled down 15 boards (both Husky records in the tournament), but foul-plagued NU fell to Oklahoma, 80-74. Anthony Bowie led the Sooners with 24 points.

### #4 Oklahoma 80, #13 Northeastern 74

#### VISITORS: #13 Northeastern (26-5)

	FG	FT	REBS	PF	TP
35 R. Lewis	f 12-34	11-13	15	4	35
21 W. Fuller	f 4-8	3-3	7	4	11
34 K. McDuffie	c 2-5	0-0	7	5	4
3 A. LaFleur	g 2-6	4-6	2	4	8
10 J. Williams	g 3-11	2-2	1	5	8
22 E. Skeen	1-4	0-0	2	1	2
24 S. Henriquez	0-1	0-0	1	0	0
20 G. Corcoran	3-5	0-0	6	5	6
33 E. Hall	0-0	0-0	2	1	0
Team	0-0	0-0	4	0	0
<b>Totals</b>	<b>27-74</b>	<b>20-24</b>	<b>46</b>	<b>29</b>	<b>74</b>

**TOTAL FG%:** 1st Half: 12-36 33.3% 2nd Half: 15-38 39.5% Final: 27-74 36.5%  
**Free Throw%:** 1st Half: 7-8 87.5% 2nd Half: 13-16 81.3% Final: 20-24 83.3%

### HOME: #3 Oklahoma (26-8)

	FG	FT	REBS	PF	TP
30 D. Kennedy	f 9-18	3-5	9	4	21
40 C. Watson	f 1-1	0-1	1	4	2
55 D. Johnson	c 7-14	10-14	14	2	24
11 L. Davis	g 0-5	1-2	3	3	1
25 A. Bowie	g 9-17	2-3	3	1	20
20 C. Phipps	1-5	0-0	1	0	2
23 R. Roberts	3-5	4-5	8	5	10
44 D. Sieger	0-0	0-0	0	0	0
Team	0-0	0-0	2	0	0
<b>Totals</b>	<b>30-65</b>	<b>20-30</b>	<b>41</b>	<b>19</b>	<b>80</b>

**TOTAL FG%:** 1st Half: 13-34 38.2% 2nd Half: 17-31 54.8% Final: 30-65 46.2%  
**Free Throw%:** 1st Half: 6-9 66.7% 2nd Half: 14-21 66.7% Final: 20-30 66.7%

**Officials:** Armstrong, Shortnacy, Tackett

**Technical Fouls:** None

**Attendance:** 7,640

Score by Periods	1st	2nd	Total
Northeastern	31	43	74
Oklahoma	32	48	80

### 1987 - Syracuse, N.Y. (NCAA East Region, 14 seed)

Reggie Lewis netted 27 points and Andre LaFleur broke the NCAA's all-time assist record as NU earned its fourth straight NCAA berth by defeating Boston University in the league title game for the third consecutive year. The win was NU's 37th straight at home.

**March 13** - Purdue won a shootout, 104-95, over NU and new coach Karl Fogel at the Carrier Dome. Lewis scored a team-high 23 points in his final game in a Husky uniform.

### #3 Purdue 104, #14 Northeastern 95

#### VISITORS: #14 Northeastern (27-7)

	FG	FT	REBS	PF	TP
35 R. Lewis	f 5-12	12-16	3	5	23
21 W. Fuller	f 4-10	1-2	6	5	9
34 K. McDuffie	c 3-10	3-5	12	4	9
10 J. Williams	g 4-11	0-0	3	2	10
3 A. LaFleur	g 8-13	6-7	3	4	22
20 D. Lewis	6-13	4-4	4	5	19
30 G. Corcoran	0-3	2-2	2	5	2
22 E. Hall	0-0	1-2	2	4	1
22 W. Skeen	0-0	0-0	0	0	0
Team	0-0	0-0	5	0	0
<b>Totals</b>	<b>30-72</b>	<b>29-38</b>	<b>41</b>	<b>34</b>	<b>95</b>

**TOTAL FG%:** 1st Half: 14-35 40.0% 2nd Half: 16-37 43.2% Final: 30-72 41.7%  
**Free Throw%:** 1st Half: 11-13 84.6% 2nd Half: 18-25 72.0% Final: 29-38 73.6%

### HOME: #3 Oklahoma (25-4)

	FG	FT	REBS	PF	TP
33 T. Mitchell	f 3-9	4-6	5	5	10
20 D. Lee	f 10-14	3-5	13	2	29
35 M. McCants	c 5-9	7-11	7	3	17
23 T. Lewis	g 6-14	7-10	1	2	20
21 E. Stephens	g 6-7	4-4	2	5	18
25 T. Jones	0-0	4-6	2	3	4
30 K. Jones	1-1	0-0	0	2	2
43 J. Arnold	1-3	0-1	5	3	2
12 T. Fisher	0-0	2-2	1	0	2
31 D. Stack	0-0	0-0	0	0	0
Team	0-0	0-0	6	0	0
<b>Totals</b>	<b>32-57</b>	<b>31-45</b>	<b>42</b>	<b>25</b>	<b>104</b>

**TOTAL FG%:** 1st Half: 17-31 54.8% 2nd Half: 15-26 57.7% Final: 32-57 56.1%  
**Free Throw%:** 1st Half: 4-6 66.7% 2nd Half: 27-39 69.2% Final: 31-45 68.9%

**Officials:** Don Rutledge, Charles Range, Ed Cartotto




**Technical Fouls:** NU Bench, Williams; Purdue McCants

**Attendance:** N/A

Score by Periods	1st	2nd	Total
Northeastern	41	54	95
Fresno State	44	60	104



## POSTSEASON HISTORY



### 1991 - Syracuse, N.Y. (NCAA East Region, 16 seed)

Northeastern made the NCAA tournament for the first time since the Reggie Lewis days, topping Maine at Matthews Arena for the America East title behind 17 points from Ron Lacey and 16 from Dexter Jenkins.

**March 15** - Rick Fox and Hubert Davis led juggernaut North Carolina past Northeastern, 101-66, despite 22 points and a game-high nine rebounds from All-America East first team selection Steve Carney. Lacey also chipped in with 12 points while George Robinson dished out eight assists for the Huskies.

**#1 North Carolina 101, #16 Northeastern 66**

#### VISITORS: #16 Northeastern (22-11)

	FG	FT	REBS	PF	TP	
40 M. Anderson	f	3-5	3-3	4	5	9
21 R. Lacey	f	5-10	2-2	4	4	12
32 S. Carney	c	9-19	4-4	9	2	22
31 G. Robinson	g	0-5	0-0	3	2	0
12 D. Jenkins	g	4-15	0-1	3	3	9
30 B. Harlee		0-5	0-0	1	4	0
24 L. Hodge		2-3	0-2	0	3	4
23 L. Hough		3-9	0-0	2	2	8
20 A. McBride		0-0	0-0	0	0	0
14 D. Callahan		0-0	0-0	1	0	0
34 M. Brighthaupt		1-1	0-0	1	0	2
22 V. Battle		0-0	0-0	0	0	0
10 E. Spokas		0-0	0-0	0	0	0
Team		0-0	0-0	4	0	0
<b>Totals</b>		<b>27-72</b>	<b>9-12</b>	<b>32</b>	<b>25</b>	<b>66</b>

**TOTAL FG%:** 1st Half: 13-42 30.9% 2nd Half: 14-30 46.7% Final: 27-72 37.5%  
**Free Throw%:** 1st Half: 2-2 100.0% 2nd Half: 7-10 70.0% Final: 9-12 75.0%

#### HOME: #1 North Carolina (26-5)

	FG	FT	REBS	PF	TP	
44 R. Fox	f	6-8	2-2	6	0	16
32 P. Chilcutt	f	6-8	0-0	4	0	12
00 E. Montross	c	2-7	1-1	5	2	5
40 H. Davis	g	5-9	5-5	1	1	16
21 K. Rice	g	3-5	2-2	1	1	8
34 G. Lynch		5-6	2-2	7	2	12
5 H. Rodl		2-2	0-5	2	1	4
14 D. Phelps		1-2	0-0	3	0	2
45 C. Rozier		4-8	2-3	4	2	10
31 B. Reese		3-5	0-1	3	0	6
3 P. Sullivan		0-1	0-0	1	0	0
4 K. Harris		0-1	2-2	1	1	2
11 S. Cherry		0-0	0-0	1	0	0
33 K. Salvadori		1-2	4-6	0	0	6
55 M. Wenstrom		1-3	0-0	2	2	2
Team		0-0	0-0	6	0	0
<b>Totals</b>		<b>39-67</b>	<b>20-29</b>	<b>47</b>	<b>12</b>	<b>101</b>

**TOTAL FG%:** 1st Half: 20-32 62.5% 2nd Half: 19-35 54.3% Final: 39-67 58.2%  
**Free Throw%:** 1st Half: 8-12 66.7% 2nd Half: 12-17 70.6% Final: 20-29 69.0%

**Officials:** Rick Wolkow, Art McDonald, John Carr

**Technical Fouls:** None

**Attendance:** N/A

Score by Periods	1st	2nd	Total
Northeastern	29	37	66
North Carolina	50	51	101

### 2005 - Memphis, Tenn. (NIT)

**March 12** - Northeastern's bid for its eighth trip to the NCAA tournament fell a game short, as Taylor Coppengerath and Vermont defeated the Huskies in the America East Finals, 80-57 in Burlington, Vt. However, a 21-9 overall record earned NU its first-ever trip to the National Invitation Tournament and first-ever at-large postseason bid.

**March 16** - Playing without star point guard Jose Juan Barea, the Huskies suffered a 90-65 setback to Memphis at the FedEx Forum. Marcus Barnes scored 19, but the Tigers shot 51.6 percent from the floor in the win.

**Memphis 90, Northeastern 65**

#### VISITORS: Northeastern (21-10)

	FG	FT	REBS	PF	TP	
21 S. James	f	4-8	4-4	7	3	12
33 J. Cole	f	1-5	1-2	6	4	3
3 M. Barnes	g	6-14	6-9	3	1	19
11 A. Martinez	g	5-11	1-2	3	4	15
22 B. Kelly	g	1-2	0-0	4	0	2
1 D. Popoola		0-0	0-0	0	0	0
10 J. Kirkland		0-0	0-0	1	3	0
12 A. Davis		3-5	2-2	1	0	10
14 B. Davis		1-5	0-0	3	1	3
15 J. Farmer		0-0	0-2	0	1	0
50 M. Washington		0-2	1-2	2	4	1
Team		0-0	0-0	2	0	0
<b>Totals</b>		<b>21-52</b>	<b>15-23</b>	<b>32</b>	<b>21</b>	<b>65</b>

**TOTAL FG%:** 1st Half: 8-26 30.8% 2nd Half: 13-26 50.0% Final: 21-52 40.4%  
**Free Throw%:** 1st Half: 4-7 57.1% 2nd Half: 11-16 68.8% Final: 15-23 65.2%

#### HOME: Memphis (20-15)

	FG	FT	REBS	PF	TP	
11 D. Erwin	f	4-7	2-2	6	1	10
55 A. Barclay	f	4-7	2-3	6	3	10
5 J. Hunt	g	10-15	2-2	7	4	24
23 A. Rice	g	3-9	0-0	2	2	7
35 D. Washington	g	4-7	4-5	1	4	13
1 W. Williams		3-5	0-0	6	3	6
3 A. Thiero		0-0	0-0	0	1	0
10 R. Carney		4-9	4-4	5	0	14
14 S. Njoya		0-0	0-0	0	1	0
15 J. Dorsey		1-5	4-10	4	4	6
<b>Totals</b>		<b>33-64</b>	<b>18-26</b>	<b>37</b>	<b>23</b>	<b>90</b>

**TOTAL FG%:** 1st Half: 18-37 48.6% 2nd Half: 15-27 55.6% Final: 33-64 51.6%  
**Free Throw%:** 1st Half: 4-5 80.0% 2nd Half: 14-21 66.7% Final: 18-26 69.2%

**Officials:** John Grobe, Sean Wright, Ron Groover

**Technical Fouls:** None

**Attendance:** 7,392

Score by Periods	1st	2nd	Total
Northeastern	23	42	65
Memphis	44	46	90



## POSTSEASON HISTORY

### 2009 - Laramie, Wyo., & El Paso, Texas (CBI)

After a successful regular season and earning the No. 3 seed in the CAA Tournament, the Huskies were upset by No. 11 seed Towson in the quarterfinals. However, after an 18-11 regular season, Northeastern was rewarded with an invitation to the College Basketball Invitational.

#### March 17, 2009 - Laramie, Wyo.

After traveling over 2,000 miles, the Huskies, playing without All-Conference forward Manny Adako, knocked off Wyoming 64-62 to advance to the CBI quarterfinals. Matt Janning scored 20 points, and Chaiison Allen added 16 as Northeastern became just the 27th non-conference team to ever win at the Cowboys' Arena-Auditorium.

#### #3 Northeastern 64, #2 Wyoming 62

##### VISITORS: #3 Northeastern (19-12)

	FG	FT	REBS	PF	TP
11 V. Lima f	1-2	0-1	0	4	2
24 E. Spates f	3-9	1-2	5	4	10
54 N. Ojouboh c	4-7	3-5	9	4	11
3 C. Allen g	4-10	5-7	5	4	16
23 M. Janning g	8-15	2-2	5	2	20
1 E. Etherly	1-3	0-0	2	0	2
15 B. McDonald	0-1	0-0	0	0	0
20 M. Smith	1-5	0-3	1	0	3
25 B. Bataille	0-1	0-0	0	0	0
33 B. Felix	0-0	0-0	1	1	0
Team	0-0	0-0	5	0	0
<b>Totals</b>	<b>22-53</b>	<b>11-20</b>	<b>33</b>	<b>19</b>	<b>64</b>

**TOTAL FG%:** 1st Half: 12-29 41.4% 2nd Half: 10-24 41.7% Final: 22-53 41.5%  
**Free Throw%:** 1st Half: 4-6 66.7% 2nd Half: 7-14 50.0% Final: 11-20 55.0%

##### HOME: #2 Wyoming (19-14)

	FG	FT	REBS	PF	TP
11 A. Muojeke f	4-12	5-5	5	2	16
21 T. Johnson f	2-8	3-4	7	2	7
15 A. Waddell c	5-6	1-5	7	3	11
00 S. Ogirri g	0-3	0-0	3	5	0
23 B. Ewing g	7-14	7-9	5	3	22
25 D. Thiam	0-3	0-0	3	3	0
51 A.J. Davis	3-6	0-1	4	1	6
Team	0-0	0-0	7	0	0
<b>Totals</b>	<b>21-52</b>	<b>16-24</b>	<b>41</b>	<b>19</b>	<b>62</b>

**TOTAL FG%:** 1st Half: 9-25 36.0% 2nd Half: 12-27 44.4% Final: 21-52 40.4%  
**Free Throw%:** 1st Half: 8-13 61.5% 2nd Half: 8-11 72.7% Final: 16-24 66.7%

**Officials:** Bo Boroski, Bill Kennedy, Duane Allen

**Technical Fouls:** None

**Attendance:** 2,407

Score by Periods	1st	2nd	Total
Northeastern	32	32	64
Fresno State	28	34	62

#### March 23, 2009 - El Paso, Texas

The Huskies made a 3,000-mile trek to El Paso, Texas to face the UTEP Miners in the CBI quarterfinals, but fell short 75-66. Chaiison Allen scored 26 points, but UTEP shot 49.1 percent from the field and received 26 points from Stefon Jackson and 21 from Randy Culpepper.

#### #4 UTEP 75, #3 Northeastern 66

##### VISITORS: #3 Northeastern (19-13)

	FG	FT	REBS	PF	TP
11 V. Lima f	0-0	0-0	0	4	0
24 E. Spates f	3-10	0-0	2	4	9
54 N. Ojouboh c	6-9	1-2	6	1	13
3 C. Allen g	10-18	0-0	7	2	26
23 M. Janning g	7-16	0-0	5	1	16
1 E. Etherly	1-1	0-1	2	0	2
15 B. McDonald	0-0	0-0	0	0	0
20 M. Smith	0-3	0-0	2	1	0
25 B. Bataille	0-0	0-0	0	1	0
33 B. Felix	0-0	0-0	1	0	0
Team	0-0	0-0	2	0	0
<b>Totals</b>	<b>27-57</b>	<b>1-3</b>	<b>27</b>	<b>14</b>	<b>66</b>

**TOTAL FG%:** 1st Half: 11-25 44.0% 2nd Half: 16-32 50.0% Final: 27-57 47.4%  
**Free Throw%:** 1st Half: 1-2 50.0% 2nd Half: 0-1 0.0% Final: 1-3 33.3%

##### HOME: #4 UTEP (20-12)

	FG	FT	REBS	PF	TP
1 A. Moultrie f	6-10	2-2	10	1	14
2 J. Jones f	0-1	0-0	4	2	0
13 W. Portalatin c	0-1	1-2	2	2	1
5 J. Stone g	1-4	1-2	2	1	3
12 S. Jackson g	10-20	4-4	4	1	26
3 R. Culpepper	8-16	2-2	3	1	21
11 B. Ffrench	0-0	0-0	0	2	0
20 I. Gordon	0-0	0-0	0	0	0
21 C. Rashiduddin	0-0	0-0	0	0	0
23 G. McCulley	2-3	4-4	2	1	10
31 E. Munoz	0-0	0-0	0	0	0
Team	0-0	0-0	5	0	0
<b>Totals</b>	<b>27-55</b>	<b>14-16</b>	<b>32</b>	<b>11</b>	<b>75</b>

**TOTAL FG%:** 1st Half: 14-30 46.7% 2nd Half: 13-25 52.0% Final: 27-55 49.1%  
**Free Throw%:** 1st Half: 4-6 66.7% 2nd Half: 10-10 100% Final: 14-16 87.5%

**Officials:** Winston Stith, Darron George, Rod Dickson

**Technical Fouls:** None

**Attendance:** 7,798

Score by Periods	1st	2nd	Total
Northeastern	27	39	66
UTEP	35	40	75

### 2010 - Storrs, Conn. (NIT)

**March 7** - Northeastern earned its second trip to the National Invitation Tournament in five years after finishing second in the CAA. The Huskies advanced to the CAA Semifinals for the first time under Bill Coen after a double-overtime thriller against Hofstra. In the semi-finals the Huskies fell to William & Mary 47-45, however earned an at-large bid to the NIT.

**March 16** - The Huskies faced Big East rival Connecticut at Gampel Pavilion to open the NIT. NU fell 59-57 in a back and forth game as UConn rallied from six down with six minutes remaining. Matt Janning led the Huskies with 17 points in his final game as a Husky to finish fourth all-time in scoring.

#### #4 Connecticut 59, #5 Northeastern 57

##### VISITORS: #5 Northeastern (20-13)

	FG	FT	REBS	PF	TP
22 A. Bigby f	0-0	0-0	1	1	3
32 M. Adako f	7-12	0-0	4	3	14
54 N. Ojouboh c	5-7	1-2	7	3	11
3 C. Allen g	3-8	4-6	2	4	10
23 M. Janning g	6-19	2-2	5	2	17
10 K. Black	0-2	0-0	3	3	0
11 V. Lima	0-2	0-0	2	0	0
20 J. Smith	0-0	0-0	0	0	0
21 D. Marshavelski	1-1	0-0	0	0	2
24 M. Muo	0-0	0-0	0	0	0
25 B. Bataille	1-5	1-1	1	2	3
Team	0-0	0-0	2	0	0
<b>Totals</b>	<b>23-56</b>	<b>8-11</b>	<b>27</b>	<b>20</b>	<b>57</b>

**TOTAL FG%:** 1st Half: 10-29 34.5% 2nd Half: 13-27 48.1% Final: 23-56 41.1%  
**Free Throw%:** 1st Half: 3-4 75.0% 2nd Half: 5-7 71.4% Final: 8-11 72.7%

##### HOME: #4 Connecticut (18-15)

	FG	FT	REBS	PF	TP
21 S. Robinson f	7-11	0-0	6	2	14
33 G. Edwards f	3-7	2-2	4	0	8
34 A. Oriakhi c	3-5	2-3	9	1	8
11 J. Dyson g	6-13	5-6	3	3	18
15 K. Walker g	1-9	3-6	4	3	5
4 J. Coombs-McDaniel	2-5	1-1	3	3	6
5 A. Majok	0-0	0-0	0	0	0
24 D. Smith	0-0	0-0	1	0	0
35 C. Okwandu	0-0	0-0	1	0	0
Team	0-0	0-0	9	0	0
<b>Totals</b>	<b>22-50</b>	<b>13-18</b>	<b>40</b>	<b>12</b>	<b>59</b>

**TOTAL FG%:** 1st Half: 12-27 44.4% 2nd Half: 10-23 43.5% Final: 22-50 44.0%  
**Free Throw%:** 1st Half: 10-13 76.9% 2nd Half: 3-5 60.0% Final: 13-18 72.2%

**Officials:** Mike Stephens, Bryan Kersey, John Gaffney


**Technical Fouls:** None

**Attendance:** 5,571

Score by Periods	1st	2nd	Total
Northeastern	26	31	57
Connecticut	34	25	59



## POSTSEASON HISTORY



### 2013 - Tuscaloosa, Ala. (NIT)

**March 11** - Northeastern earned its third postseason berth in five years after capturing the CAA regular-season title for the first time in program history. The Huskies advanced to their first CAA tournament championship game after completing an improbably 24-point comeback over George Mason in the semifinals on March 10. The rally was the largest in the history of the program. The Huskies lost in the championship game to James Madison on March 11.

**March 19** - Playing in its second National Invitation Tournament in four seasons, Northeastern entered the Tuesday night game at No. 1 seed Alabama as a decided underdog. The Huskies, who endured a 20-hour trip to Tuscaloosa and were without the services of leading-scorer Joel Smith, who was sidelined with an injury, were slow out of the gate. But after a spirited first-half rally and four straight points from senior Jonathan Lee to open the second half, NU trailed by just one. Alabama then held the Huskies scoreless for nearly nine minutes to end the upset bid, defeating Northeastern 62-43.

#### #1 Alabama 62, #8 Northeastern 43

##### VISITORS: #8 Northeastern (20-13)

	FG	FT	REBS	PF	TP
44 R. Spencer	f 4-10	2-4	5	2	10
12 Q. Ford	f 0-6	6-8	9	4	6
14 J. Lee	g 5-11	0-0	4	2	13
2 D. Pollard	g 2-6	0-0	0	2	5
4 D. Walker	g 1-5	0-0	2	0	3
33 Z. Stahl	g 3-4	0-0	0	4	6
11 M. Banegas-Flores	0-2	0-0	2	1	0
24 D. Peck	0-0	0-0	0	1	0
21 D. Marshavelski	0-1	0-0	0	0	0
1 C. Avenant	0-0	0-0	0	0	0
Team	0-0	0-0	5	0	0
<b>Totals</b>	<b>15-45</b>	<b>8-12</b>	<b>27</b>	<b>16</b>	<b>43</b>

**TOTAL FG%:** 1st Half: 8-20 40.0% 2nd Half: 7-25 28.0% Final: 15-45 33.3%  
**Free Throw%:** 1st Half: 5-6 83.3% 2nd Half: 3-6 50.0% Final: 8-12 66.7%

##### HOME: #1 Alabama (22-12)

	FG	FT	REBS	PF	TP
21 R. Cooper	f 3-7	2-2	3	4	8
14 M. Gueye	c 1-1	0-0	6	3	2
20 L. Randolph	g 6-9	0-1	5	1	13
5 T. Lacey	g 3-8	4-4	2	0	11
12 T. Releford	g 4-12	0-1	5	1	9
32 R. Obasohan	3-8	2-2	0	2	9
15 N. Jacobs	3-3	0-0	6	3	6
24 D. Pollard	2-6	0-0	6	1	4
13 J. Goode	0-0	0-0	1	0	0
25 K. Blackledge	0-1	0-0	0	0	0
33 I. Wilson	0-0	0-0	0	1	0
35 D. Slaughter	0-0	0-0	0	0	0
Team	0-0	0-0	3	0	0
<b>Totals</b>	<b>25-55</b>	<b>8-10</b>	<b>37</b>	<b>16</b>	<b>62</b>

**TOTAL FG%:** 1st Half: 11-26 42.3% 2nd Half: 14-29 48.3% Final: 25-55 45.5%  
**Free Throw%:** 1st Half: 4-4 100% 2nd Half: 4-6 66.7% Final: 8-10 80.0%

**Officials:** Kevin Mathis, Raymond Styns, Glen Tuitt  
**Technical Fouls:** None  
**Attendance:** 2,889

Score by Periods	1st	2nd	Total
Northeastern	23	20	43
Alabama	28	34	62

### 2015 - Pittsburgh, Pa. (NCAA)

**March 9** - Northeastern returned to the NCAA tournament for the first time since 1991 after an impressive postseason sweep in the CAA Tournament. The Huskies, who earned a share of the CAA regular season title, ran through their competition in the CAA tournament en route to their first ever CAA tournament title with a wire-to-wire 72-61 victory over William & Mary in the championship game.

**March 19** - In its return to the NCAA tournament for the first time in 24 years, the No. 14-seeded Northeastern men's basketball team was within two points of No. 3 Notre Dame during the game's final minutes on Scott Eatherton's layup off a missed 3-pointer by David Walker, but the Huskies were not able to produce a shot on their final possession as the Fighting Irish held on to defeat NU, 69-65. Eatherton scored 10 of Northeastern's final 22 points of the game.

#### #3 Notre Dame 69, #14 Northeastern 65

##### VISITORS: #14 Northeastern (23-12)

	FG	FT	REBS	PF	TP
43 S. Eatherton	f 7-13	4-6	8	4	18
12 Q. Ford	f 4-9	0-0	5	3	9
4 D. Walker	g 6-13	1-1	4	0	15
33 Z. Stahl	g 4-7	0-0	5	2	8
10 T.J. Williams	g 3-7	1-1	5	1	7
44 R. Spencer	3-4	2-2	2	2	8
15 C. Donnolly	0-2	0-0	1	0	0
20 D. Begley	0-0	0-0	0	0	0
Team	0-0	0-0	3	0	0
<b>Totals</b>	<b>27-55</b>	<b>8-10</b>	<b>33</b>	<b>12</b>	<b>65</b>

**TOTAL FG%:** 1st Half: 11-22 50.0% 2nd Half: 16-33 48.5% Final: 27-55 49.1%  
**Free Throw%:** 1st Half: 2-4 50.0% 2nd Half: 6-6 100% Final: 8-10 80.0%

##### HOME: #3 Notre Dame (30-5)

	FG	FT	REBS	PF	TP
30 Z. Auguste	f 10-14	5-7	5	4	25
24 P. Connaughton	f 3-7	2-2	1	2	9
22 J. Grant	g 7-12	3-4	3	0	17
11 D. Jackson	g 4-6	0-1	4	0	9
32 S. Vasturia	g 1-3	1-2	1	3	3
35 B. Colson	1-4	2-2	2	3	4
1 A. Torres	1-1	0-0	0	1	2
3 V.J. Bechem	0-0	0-0	0	0	0
Team	0-0	0-0	1	0	0
<b>Totals</b>	<b>27-47</b>	<b>13-18</b>	<b>17</b>	<b>13</b>	<b>69</b>

**TOTAL FG%:** 1st Half: 12-22 54.6% 2nd Half: 15-25 60.0% Final: 27-47 57.4%  
**Free Throw%:** 1st Half: 6-8 75.0% 2nd Half: 7-10 70.0% Final: 13-18 72.2%

**Officials:** Ed Corbett, Michael Irving, Bret Smith  
**Technical Fouls:** None  
**Attendance:** 15,818

Score by Periods	1st	2nd	Total
Northeastern	27	38	65
Notre Dame	31	38	69



## POSTSEASON HISTORY



### 2019 - Salt Lake City, Utah (NCAA)

**March 21** - Making its ninth appearance in the NCAA Tournament in program history, the No. 13-seeded Huskies ran into a hot shooting team in No. 4 Kansas, falling in the first round of the national tournament at Vivint Smart Home Arena, 87-53. The Huskies struggled from the floor throughout the night, finishing with a season-low 28 FG% (16-of-57) while being forced to contain Detric and K.J. Lawson and Devon Dotson, who combined for 56 of the Jayhawks' points. Jordan Roland led the Huskies with 12 points, breaking the program record for single-season threes with 99 in the process, while Bolden Brace added seven points, nine rebounds and four assists.

#4 Kansas 87, #13 Northeastern 53

#### VISITORS: #13 Northeastern (23-11)

	FG	FT	REBS	PF	TP
12 J. Roland	5-13	0-0	1	12	
22 D. Gresham	2-8	3-4	8	7	
4 V. Pusica	2-13	1-2	1	7	
20 B. Brace	1-5	4-4	9	7	
30 A. Green	1-2	3-6	2	5	
1 S. Occeus	2-6	2-2	2	6	
11 J. Miller	2-3	0-0	1	4	
33 T. Murphy	1-5	0-0	0	3	
13 M. Franklin	0-1	2-2	0	2	
0 J. Strong	0-1	0-0	0	0	
<b>Totals</b>	<b>16-57</b>	<b>15-20</b>	<b>27</b>	<b>53</b>	

**TOTAL FG%:** 1st Half: 8-31 25.8% 2nd Half: 8-26 30.8% Final: 16-57 28.1%  
**Free Throw%:** 1st Half: 4-7 57.1% 2nd Half: 11-13 84.6% Final: 15-20 75.0%

#### HOME: #4 Kansas (26-9)

	FG	FT	REBS	PF	TP
1 D. Lawson	9-16	4-4	11	2	25
11 D. Dotson	6-12	5-5	4	2	18
30 O. Agbaji	5-5	2-2	5	3	13
5 Q. Grimes	1-6	0-0	1	2	3
33 D. McCormack	0-0	0-0	5	1	0
13 K.J. Lawson	6-10	0-1	3	2	13
0 M. Garrett	4-6	0-0	5	3	8
44 M. Lightfoot	2-2	0-0	7	1	5
2 C. Moore	1-4	0-0	1	2	2
12 C. Teahan	0-0	0-0	0	0	0
20 G. Luinstra	0-0	0-0	0	1	0
<b>Totals</b>	<b>34-61</b>	<b>11-12</b>	<b>45</b>	<b>19</b>	<b>87</b>

**TOTAL FG%:** 1st Half: 15-34 44.1% 2nd Half: 19-27 70.4% Final: 34-61 55.7%  
**Free Throw%:** 1st Half: 5-5 100% 2nd Half: 6-7 85.7% Final: 11-12 91.7%

**Officials:** Bill McCarthy, Tommy Nunez Jr, James Breeding  
**Technical Fouls:** None  
**Attendance:** 16,576

Score by Periods	1st	2nd	Total
Northeastern	25	28	53
Kansas	37	50	87

