



BASKETBALL

Thursday, January 2 | 7 p.m.
Boston, Mass. | Matthews Arena



Northeastern
(8-5, 0-0)

vs



Delaware
(7-6, 0-0)

2024-25 SCHEDULE

NOVEMBER (5-3, 0-0 CAA)

4	at Boston University	W, 80-72
10	No. RV/RV PRINCETON	L, 76-79
13	HARVARD	W, 78-56
16	vs. Central Connecticut State !	W, 80-62
22	vs. FIU @	W, 60-58
23	at FGCU @	W, 59-55
24	vs. CSU Bakersfield @	L, 60-68
30	at Vermont	L, 64-68

DECEMBER (3-2, 0-0 CAA)

3	LA SALLE	W, 82-68
8	COLGATE	W, 78-75
15	at Old Dominion	W, 75-71
18	at Massachusetts	L, 72-77
29	at Northwestern	L, 60-85

JANUARY (0-0, 0-0 CAA)

2	DELAWARE *	7 p.m.
4	HOFSTRA *	12 p.m.
9	at Towson *	7 p.m.
11	at Stony Brook *	7 p.m.
16	at UNC Wilmington *	7 p.m.
18	at Charleston *	5 p.m.
23	DREXEL *	7 p.m.
27	TOWSON *	9 p.m.
30	at Hampton *	7 p.m.

FEBRUARY (0-0, 0-0 CAA)

1	at Elon *	7 p.m.
6	at Hofstra *	7 p.m.
8	HAMPTON *	4 p.m.
13	CAMPBELL *	7 p.m.
15	STONY BROOK *	3:30 p.m.
20	CHARLESTON *	5 p.m.
24	at Monmouth *	7 p.m.
27	NORTH CAROLINA A&T *	7 p.m.

MARCH (0-0, 0-0 CAA)

1	at William & Mary *	2 p.m.
---	---------------------	--------

* CAA game
! Atlantic Slam (Moncton, New Brunswick)
@ FGCU MTE (Fort Myers, Fla.)
Home games in **BOLD CAPS**
All times subject to change

2

AP
ALL-AMERICANS

2

CAA
TOURNAMENT
TITLES

4

CAA
REGULAR
SEASON TITLES

9

NCAA
TOURNAMENT
APPEARANCES

13

CAA
FIRST TEAM
SELECTIONS

FOUR THINGS TO KNOW

1. Delaware leads the all-time series against Northeastern, 36-29. Each of the last four meetings between the two teams have been decided by six points or fewer, including a 59-58 Huskies victory in January 2023.
2. The Huskies are 13-6 all-time in CAA openers, including victories in 10 of the last 12 seasons.
3. Northeastern enters league play with an 8-5 overall record, its most victories in non-conference action since the 2015-16 season.
4. The longest-tenured head coach in the CAA, Northeastern's Bill Coen is the all-time leader in CAA wins (conference games and tournament) with 188, passing Jim Larranaga last January.

MEDIA CENTER

WATCH FloCollege
Play-by-play Alex Vispoli
Analyst Danny Young

LISTEN WRBBsports.com/listen-live

LIVE STATS NUHuskies.com/stats

SOCIAL MEDIA NUHuskies.com
Facebook /GoNUmbasketball
Twitter/X @GoNUmbasketball
Instagram @GoNUmbasketball
YouTube /GoNUathletics

2024-25 NORTHEASTERN BASKETBALL (STARTERS FROM LAST GAME)

#	NAME	YR	POS	MPG	PPG	RPG (APG)	[BLK] [STL]	NOTES
1	Masai Troutman	Jr.	G	23.8	13.7	1.8		Third on the team in scoring
3	LA Pratt	Jr.	G	31.0	10.4	4.3		Career high 24pts at BU (Nov. 4)
4	Rashad King	Jr.	G	35.1	16.9	(3.8)		20+ points in four games
10	Harold Woods	Jr.	G	33.3	13.7	7.8		t-40th in NCAA with four double-doubles
45	Collin Metcalf	Jr.	C	18.1	3.8	[2.2]		t-17th in NCAA in blocks (27)
OFF THE BENCH								
0	Nate Francois	Sr.	G	1.4	0.3	{0.3}		Walk on (former club athlete)
2	Alexander Nwagha	Gr.	F	15.6	4.0	2.7		Second on team with 14 blocks
7	Youri Fritz	Jr.	F	13.1	2.7	2.6		9pts, 10reb at Vermont (Nov. 30)
8	William Kermoury	So.	G	27.2	9.6	(1.9)		Out (foot)
11	JB Frankel	So.	G	12.6	1.9	(1.1)		6pts, 3ast, 2stl vs. CCSU (Nov. 16)
20	Ryan Williams	Fr.	G	11.1	3.8	0.8		21pts vs. Harvard (Nov. 13)
22	Luca Soroa	Fr.	G	5.7	1.4	0.8		6pts, 3asts vs. CSUB (Nov. 24)
30	Sam Thomson	Gr.	F	5.5	0.3	0.3		Transfer from Colgate

PLAYER OF THE GAME AT NORTHWESTERN: LA PRATT



NORTHEASTERN BASKETBALL SPOT CHART



0

NATE FRANCOIS
Senior
Guard
6-1 | 200
Boston, Mass.
📷 natefrancois_

PTS	REB	MIN
0.3	--	1.4
FG%	3FG%	FT%
--	--	.500

- Made collegiate debut vs. Harvard (Nov. 13)
- Former student manager and club student-athlete who walked on to the team in Fall 2024
- Was the leading scorer in the country among all club players in both points and 3FGs made in 2023-24
- Majoring in business administration



1

MASAI TROUTMAN
Junior
Guard
6-4 | 202
Frederick, Md.
📷 saiwitdabunnies

PTS	REB	MIN
13.7	1.8	23.8
FG%	3FG%	FT%
.462	.452	.787

- Made season debut vs. FIU on Nov. 22 after missing four games (lower body injury)
- Reached double figures in seven of his nine games, including a season-high 18pts at UMass (Dec. 18)
- 2024-25 All-CAA Preseason Second Team
- Majoring in business administration



2

ALEXANDER NWAGHA
Graduate Student
Forward
6-7 | 233
Milton, Ontario
📷 2kachi

PTS	REB	MIN
4.0	2.7	15.6
FG%	3FG%	FT%
.700	--	.400

- Is eighth in the CAA in total blocks (14)
- Season-high 14 points vs. Harvard (Nov. 13)
- Pursuing a Master's degree in information design and visualization



3

LA PRATT
Junior
Forward
6-5 | 192
Columbus, Ohio
📷 la.pratt

PTS	REB	MIN
10.4	4.3	31.0
FG%	3FG%	FT%
.425	.197	.643

- Averaging 17.0 ppg, 7.0 rpg, 3.3 apg and shooting 56% in the last three games
- Career-high 24 points on 9-of-13 shooting at Boston Univ. (Nov. 4)
- Played two seasons at Elon, playing in 64 games
- Majoring in business administration



4

RASHAD KING
Junior
Guard
6-6 | 204
Evans, Ga.
📷 shad.2xx

PTS	REB	MIN
16.9	6.8	35.1
FG%	3FG%	FT%
.497	.373	.755

- Is fifth in the CAA in assists per game (3.8) and points per game (16.9)
- Has 20+ points in four games (vs. CCSU; at Vermont; vs. Colgate; at Old Dominion)
- Career-high 13 assists vs. Princeton (Nov. 10)
- Majoring in business administration




7

YOURI FRITZ
Junior
Forward
6-8 | 215
Tiel, Netherlands
📷 yourifritz_

PTS	REB	MIN
2.7	2.6	13.1
FG%	3FG%	FT%
.563	--	.429

- Nine points, 10 rebounds at Vermont (Nov. 30)
- Played two seasons at Canisius, playing in 42 games
- Represented the Netherlands in the 2023 FIBA U20 European Division B Championship.
- Majoring in business administration



8

WILLIAM KERMOURY
Sophomore
Guard
6-5 | 194
Sodertalje, Sweden
📷 williamkermoury

PTS	REB	MIN
9.6	1.7	27.2
FG%	3FG%	FT%
.458	.417	.727

- Out (foot)
- Career-high 20 points on 6-of-9 shooting vs. Princeton (Nov. 10)
- Played for Team Sweden in the 2022 FIBA U18 European Championship, averaging 15.3 ppg, 10.0 rpg and 4.0 apg

NORTHEASTERN BASKETBALL SPOT CHART



10

HAROLD WOODS
Junior
Guard
6-5 | 213
Hammond, Ind.
@ harolddwoods

PTS	REB	MIN
13.7	7.8	33.3
FG%	3FG%	FT%
.497	.353	.615

- Is sixth in the CAA in made field goals (74), sixth in rebounds per game (7.8) and second in defensive rebounds per game (6.1)
- Is t-48th in the NCAA with four double-doubles, including 27 points and 13 rebounds, both career highs, vs. Princeton (Nov. 10)
- Majoring in business administration and communication studies



11

JB FRANKEL
Sophomore
Guard
6-3 | 192
New York, N.Y.
@ jbfrankel

PTS	REB	MIN
1.9	0.5	12.6
FG%	3FG%	FT%
.273	.353	.600

- Returned to the lineup vs. La Salle (Dec. 3) after missing two games (hip)
- Tied career-high with six points on 2-of-3 from three against CCSU (Nov. 16)
- Majoring in business administration



20

RYAN WILLIAMS
Freshman
Guard
6-4 | 180
Phoenixville, Pa.
@ ryanwilliams_20

PTS	REB	MIN
3.8	0.8	11.1
FG%	3FG%	FT%
.333	.269	.667

- Has played in 12 games this season, including three starts
- Game-high 21 points on 8-of-12 shooting (5-of-7 from three) vs. Harvard (Nov. 13)
- Was a First Team All-Inter-Ac and All-Main Line selection during his career at Malvern Prep
- Majoring in business administration




22

LUCA SOROA
Freshman
Guard
6-6 | 195
Valencia, Spain
@ lucasoroa

PTS	REB	MIN
1.4	0.8	5.7
FG%	3FG%	FT%
.375	.500	.667

- Has played in eight games, making his collegiate debut vs. Princeton (Nov. 10)
- Played for Team Speights in Summer 2024 and on Puma's Pro16 circuit, averaging 15 ppg, eight rpg and six apg including several triple-doubles
- Majoring in business administration




30

SAM THOMSON
Graduate Student
Forward
6-8 | 232
Waterloo, Ontario
@ samthomm

PTS	REB	MIN
0.3	0.3	5.5
FG%	3FG%	FT%
.500	--	--

- Has played in eight games, making his NU debut at Boston Univ. (Nov. 4)
- Graduate transfer from Colgate, where he played in 115 games over four seasons
- Was a two-time ISL First-Team honoree at the Brooks School
- Pursuing a Master's degree in management



45

COLLIN METCALF
Junior
Center
6-9 | 233
Norro, Germany
@ _collinmetcalf_

PTS	REB	MIN
3.8	4.8	18.1
FG%	3FG%	FT%
.559	--	.632

- Has started each game this season, is 19th in the nation with 28 blocks
- Had six blocks on Dec. 3 vs. La Salle, the most for a Husky since 2009
- Majoring in business administration



HC

BILL COEN
19th season
290-289

- Winningest coach in Northeastern basketball history
- All-time leader in CAA (regular season and postseason) with 188 wins
- Has led the Huskies to four regular season championships since 2013 and two NCAA tournament appearances over the last 10 seasons
- 2018 CAA Coach of the Year

2024-25 QUICK FACTS

GENERAL INFORMATION

Founded 1898
Undergraduate Enrollment 19,063
Nickname Huskies
Colors Red and Black
Affiliation NCAA-I
Conference Coastal (CAA)
Home Facility Matthews Arena (5,066)
First year of men's basketball 1920-21
Overall record 1,299-1,214 (.517)
President Dr. Joseph E. Aoun
Athletic Director Jim Madigan
Faculty athletic representative Chris Robertson
Athletics phone (617) 373-2672

ATHLETIC COMMUNICATIONS

Assoc. AD (MBB contact) Matthew Houde
Phone (978) 766-2423
Email m.houde@northeastern.edu
Assistant Directors .. Sidney Binger | Jessica Burg
..... Delaney O'Brien | Brandon Poli
Jack Grinold Intern Lucas Wessel
Athletic Comm. Office 360 Huntington Ave.
..... 215 Cabot Center
..... Boston, Mass. 02115

MEN'S BASKETBALL

Head Coach Bill Coen (Hamilton '83)
Record at NU 290-289 (19th season)
Career Record Same
Asst. Coach ... Brian McDonald (Northeastern '10)
..... Matt Janning (Northeastern '10)
..... Joel Smith (Northeastern '12)
Dir. of Advancement Tom Murphy (Springfield '60)
Director of Ops. . Patrick Isberg (Northeastern '23)
Athletic Trainer Jackie Kluge (Toronto '21)
Men's basketball phone (617) 373-3292

TEAM INFORMATION

2023-24 record 12-20 (7-11 CAA, 10th)
Lettermen R/L 7/5
Newcomers 6

2024-25 HONOR ROLL

RASHAD KING

• CAA Player of the Week (Dec. 9)

MASAI TROUTMAN

• All-CAA Preseason Second Team

RYAN WILLIAMS

• CAA Rookie of the Week (Nov. 18)

2024-25 CAA PRESEASON POLL

No.	Team (FPV)	Points
1.	Towson (10)	166
2.	Charleston (3)	157
3.	UNCW (1)	143
4.	Hofstra	122
5.	Delaware	102
6.	Northeastern	96
7.	William & Mary	91
8.	Monmouth	87
9.	Stony Brook	80
10.	North Carolina A&T	67
11.	Drexel	66
12.	Elon	46
13.	Campbell	27
14.	Hampton	24

SETTING THE STAGE

Series history vs. Delaware

Delaware leads the all-time series against Northeastern, 36-29. Each of the last four meetings between the two teams have been decided by six points or fewer, including a 59-58 Huskies victory in January 2023.

Huskies in CAA openers

The Huskies are 13-6 all-time in CAA openers, including victories in 10 of the last 12 seasons.

Home again, home again

Northeastern is back in Matthews Arena for the first time in nearly a month, where the Huskies went 3-1 during non-conference action.

The Huskies are outscoring their opponents by nine points per game at home, and shooting 53% from the floor (37% from three). Three players are averaging double figures at home this season, led by Harold Woods' 17.3 points per game and 9.5 rebounds per game.

Red hot start

The Huskies got off to their best start to the season since 1985-86 under head coach Jim Calhoun and captain Reggie Lewis. Since 1970, Northeastern started 8-3 or better eight times:

Year	Start	Final Record
1985-86	9-2	26-5 (America East Champs)
1983-84	9-2	27-5 (America East Champs)
1981-82	9-2	23-7 (America East Champs)
1980-81	10-1	24-6 (America East Champs)
1979-80	8-3	19-8 (America East RS Champs)
1972-73	8-3	19-7
1970-71	9-2	17-4

Northeastern's eight wins during non-conference action were the most since 2015-16.

Down to the wire

Seven of Northeastern's 13 games this season have been decided by two possessions, with the Huskies going 4-3 in those games.

Lockdown defense

Northeastern has allowed an opponent to shoot 50% or better just once this season, and has held opponents to below 40% four times.

Huskies opponents are shooting 42.3% overall (fourth in the CAA) and 33% from three point range.

Sharpshooters

Northeastern's 47% field goal percentage leads the CAA, thanks in large part to a 30-of-47 (.638) night from the field at Boston Univ. on Nov. 4, its best single-game shooting percentage since Jan. 18, 2018 vs. William & Mary (35-of-49; .714).

The Huskies have shot 50% or better seven times already this season, going 5-2 in those games. In 32 games last season, Northeastern shot 50% or better 10 times.

Northeastern has also scored 50+ points in a half three times this season.

Double 'em up

Harold Woods proved to be a key contributor last season and is Northeastern's leading returning scorer after averaging 10.1 points per game as a sophomore in 2023-24. Woods upped his production by nearly eight ppg compared to his rookie campaign, while his FG% increased by 22%.

Woods' impact has been felt again this season, averaging 13.7 points and a team-high 7.8 rebounds per game, highlighted by a career-high 27-point, 13-rebound effort vs. Princeton on Nov. 10 in his first collegiate double-double. Woods was 13-of-18 on the day, the most made field goals in a game since Tyson Walker vs. Towson on Feb. 13, 2021.

Woods has four double doubles in 13 games, tied for 48th in the nation and tops in the CAA.

King me

Rashad King became one of Northeastern's most reliable assets in 2023-24, averaging 8.3 points per game, up from his 3.0 ppg average as a freshman. King reached double figures 10 times last season and led the team with 80 assists.

King's gotten off to a similar start this season with 49 assists in 13 games, including 13 against Princeton on Nov. 10. That is tied for the sixth most in single-game history and the most for a Husky since David Walker vs. Hofstra on Jan. 21, 2016.

He's reached 20+ points four times this season, and was named the CAA Player of the Week on Dec. 9. He is currently fourth in the conference in field goal percentage (49.7%) and fifth in assists per game (3.8).

CAA STANDINGS

	----- CAA -----		----- OVERALL -----		Streak
	Record	Pct.	Record	Pct.	
Hampton	1-0	1.000	8-5	.615	W5
Charleston	0-0	.000	10-3	.769	W2
UNCW	0-0	.000	10-3	.769	W3
Elon	0-0	.000	9-4	.692	W2
Drexel	0-0	.000	8-5	.615	L1
Hofstra	0-0	.000	8-5	.615	L2
Northeastern	0-0	.000	8-5	.615	L2
Delaware	0-0	.000	7-6	.538	L2
William & Mary	0-0	.000	6-7	.462	W1
Campbell	0-0	.000	5-8	.385	L3
Towson	0-0	.000	5-8	.385	W1
Stony Brook	0-0	.000	4-9	.308	L1
N.C. A&T	0-1	.000	4-10	.286	W1
Monmouth	0-0	.000	2-11	.154	L1

GAME NOTES

Welcome back, Masai

Masai Troutman made his season debut on Nov. 22 vs. FIU after the first four games with a lower body injury, and is averaging 13.3 points per game and shooting 45% since his return.

He's reached double figures in six of the nine games he's played, including a season-high 18 points on Dec. 18 at Massachusetts.

Troutman was named to the All-CAA Preseason Second Team at the conference's annual Media Day on Oct. 18. Troutman played and started in all 32 games as a sophomore in 2023-24, averaging 28.5 minutes per game, good for second on the team and was fourth on the team in scoring (10.0 ppg).

Finding his rhythm

LA Pratt, who transferred to Northeastern from Elon in the offseason, made an immediate impact at Boston Univ., going for a career-high 24 points on 9-of-13 overall and 4-of-8 from deep.

Pratt has started all 13 games this season and one of four players averaging double figures. In the last three games, he is averaging 17.0 ppg, 7.0 rpg, 3.3 apg and shooting 56% from the field.

Rookie playing like a vet

November 13 was a coming out party for freshman guard Ryan Williams, who went for 21 points on 8-of-12 shooting (5-of-7 from three) off the bench in a 78-56 win over Harvard.

It was the most points scored by a Northeastern freshman since Jahmyl Telfort dropped 30 against Drexel on March 8, 2021.

For his efforts, Williams was named the CAA Rookie of the Week on Nov. 18.

Grand theft

The Huskies recorded 15 steals on Nov. 30 at Vermont, the most in a game for Northeastern since Dec. 2, 2017 vs. Cornell. The Catamounts' 20 turnovers in that game were also the most for a Northeastern opponent since Feb. 1, 2020 against Elon (20).

The Huskies have recorded 10+ steals three times this season and is averaging 7.1 steals per game, good for fifth in the CAA.

Playing with the lead

The Huskies are 5-0 this season when leading at halftime, and have never trailed in a game twice this season (vs. Harvard and vs. La Salle).

Block party

After recording 107 blocks in 32 games last season, Northeastern already has 57 in 13 games in 2024-25.

Junior Collin Metcalf has already surpassed his total from 2023-24 (11) with 28, good for 19th in the NCAA, while his average of 2.2 blocks per game is 21st in the nation and second in the CAA.

Metcalf had six blocks in 18 minutes against La Salle on Dec. 3, the most in the game for a Husky since Nkem Ojougboh at Santa Clara on Dec. 29, 2009.

20/20

Through 13 games, the Huskies have already had five different players eclipse the 20-point plateau:

- LA Pratt vs. Boston Univ. - 24 points
- Harold Woods vs. Princeton - 27 points
- William Kermoury vs. Princeton - 20 points
- Ryan Williams vs. Harvard - 21 points
- Rashad King vs. CCSU - 27 points
- Harold Woods vs. CCSU - 26 points
- Rashad King at Vermont - 27 points
- Rashad King vs. Colgate - 23 points
- Rashad King at Old Dominion - 21 points

Northeastern hasn't had five players each record 20+ points in a game since the 2022-23 season, when it was accomplished in the 22nd game of the season.

Battled tested

There weren't any off nights for the Huskies during the non-conference slate. Of Northeastern's 13 non-conference games, four teams (Princeton, CCSU, Vermont, Colgate) were picked to finish atop their respective conferences preseason polls.

Geographic diversity

This season's Northeastern roster features student-athletes from six different countries: United States, Canada, Germany, Netherlands, Spain and Sweden.

Only seven teams in Division I men's basketball have more countries represented on its 2024-25 roster: UT Martin (11), Oregon State (9), Hawaii (8), High Point (8), LMU (7), Utah (7), Weber State (7).

Started from the bottom now we here

Nate Francois, a senior guard from Brighton, Mass., walked on to the team this fall after serving as a student manager and playing on Northeastern's club team. He was the leading scorer in the country among all club players in both total points and total three-point field goals made in 2023-24, leading the Northeastern club team to a 37-2 record and the No. 1 ranking in the nation.

Francois has appeared in three games this season, making his collegiate debut on Nov. 13 vs. Harvard.

BY THE NUMBERS

6

The 2024-25 Huskies hail from six different countries, 7th most among DI programs

8

Northeastern's eight wins during non-conference play are its most since 2015-16

NCAA NET RANKINGS

No.	Team	No.	Team
1	Auburn	54	Boise St.
2	Tennessee	55	Saint Mary's (CA)
3	Duke	56	Oregon St.
4	Florida	57	Liberty
5	Houston	58	UC San Diego
6	Iowa St.	59	UC Irvine
7	Gonzaga	60	Louisville
8	Alabama	61	San Francisco
9	Illinois	62	Xavier
10	Oregon	63	Nevada
11	Pittsburgh	64	Utah
12	Marquette	65	Indiana
13	Maryland	66	Villanova
14	UCLA	67	Washington St.
15	Kansas	68	Rhode Island
16	Michigan	69	VCU
17	UConn	70	Creighton
18	Mississippi St.	71	Butler
19	Texas Tech	72	Providence
20	Texas A&M	73	North Texas
21	Baylor	74	Bradley
22	Kentucky	75	Santa Clara
23	Ohio St.	76	TCU
24	Arizona	77	Georgetown
25	Michigan St.	78	New Mexico
26	Utah St.	79	UNI
27	Cincinnati	80	UCF
28	Georgia	81	McNeese
29	St. John's (NY)	82	Rutgers
30	SMU	83	Furman
31	Vanderbilt	84	Colorado
32	Penn St.	85	Stanford
33	Texas	86	Florida St.
34	Wisconsin	87	DePaul
35	West Virginia	88	South Carolina
36	Clemson	89	North Dakota St.
37	Purdue	90	George Mason
38	Nebraska	91	Fla. Atlantic
39	North Carolina	92	Notre Dame
40	Arkansas	93	USC
41	Oklahoma	94	Louisiana Tech
42	Ole Miss	95	Saint Joseph's
43	Memphis	96	Lipscomb
44	Dayton	97	Arkansas St.
45	Drake	98	Yale
46	BYU	99	Davidson
47	Northwestern	100	Wake Forest
48	San Diego St.		
49	Iowa		
50	Missouri	166	Northeastern
51	Arizona St.	243	Delaware
52	St. Bonaventure		
53	LSU		

LONGEST TENURED COACHES IN DI

Coach	School	Year Hired (Yrs at School)
Greg Kampe	Oakland	1984-85 (41)
Tom Izzo	Michigan State	1995-96 (30)
Mark Few	Gonzaga	1999-00 (26)
James Jones	Yale	1999-00 (26)
Randy Bennett	Saint Mary's	2001-02 (24)
Leonard Hamilton	Florida State	2002-03 (23)
Scott Drew	Baylor	2003-04 (22)
Bill Self	Kansas	2003-04 (22)
Gary Manchel	Mercyhurst	2003-04 (22)
Scott Davenport	Bellarmino	2005-06 (20)
Matt Painter	Purdue	2005-06 (20)
Chris Mooney	Richmond	2005-06 (20)
Jon Judkins	Utah Tech	2005-06 (20)
Bill Coen	Northeastern	2006-07 (19)
Ben Jacobson	Northern Iowa	2006-07 (19)

Welcome back, Matt Janning

Bill Coen announced in July that Matt Janning '10 was named an assistant coach. Janning recently completed a 13-year professional career and is one of the top players in Northeastern history.

"We're thrilled to have Matt join the coaching staff," Coen said. "Matt is one of the best players in the history of our program and had an incredibly successful professional career over the last 13 years. He played in the NBA as well as the highest levels of professional basketball around the globe. We are confident that his playing experience, knowledge of the game, and leadership qualities will greatly benefit our student-athletes and our program. We're extremely excited to welcome Matt and his family back home to Northeastern University."

Janning was inducted into the Northeastern Athletics Hall of Fame in a ceremony on the Boston campus on Nov. 7.

Keeping it in the family

With Matt Janning, Brian McDonald and Joel Smith on the bench in 2024-25, Northeastern is one of just a few schools in the country to have all three assistant coaches play for the head coach at the same school.

Additionally Patrick Isberg, who was elevated to Director of Operations in the offseason, was a student manager for the Huskies before graduating in 2023 and working as a graduate manager last season.

A record of success

Northeastern has consistently been in the conversation come CAA tournament time, reaching the conference semifinals eight times in the last 12 seasons. The Huskies are near the top of the league in several categories since 2013:

Team	CAA Wins
Hofstra	140
Charleston	125
Northeastern	124
Towson	123

Team	CAA Regular Season Titles
Northeastern	4
Hofstra	4
UNCW	3
Charleston	2

Team	CAA Tournament Wins
Northeastern	15
Charleston	15
UNCW	13
Delaware	13

Team	CAA Championship Game App. (Titles)
Northeastern	5 (2)
Charleston	4 (3)
UNCW	4 (2)
Hofstra	3 (1)
William & Mary	2 (0)

The winningest coach in Northeastern history

Head coach Bill Coen moved ahead of Hall of Fame coach Jim Calhoun's 250 wins set from 1972-86 for the all-time Northeastern record with a win vs. William & Mary on Mar. 7, 2021.

Coen became the winningest coach CAA history last season, reaching 184 regular season and postseason wins, passing George Mason's Jim Larranaga.

Coen is the longest tenured coach in the CAA, and one of the longest tenured in all of Division I men's basketball (see Page 5).

Coaching U

• Northeastern has a strong list of coaches that have achieved high success while at NU and after

Jim Calhoun (1972-86) - Led the Huskies to 250 wins, five NCAA tournament appearances and recruited first-round NBA draft pick Reggie Lewis, taken 22nd overall by the Boston Celtics
 • Won three national titles at UConn where he coached from 1986-2012; Made his return to coaching at Division III Saint Joseph (CT) in 2018 before retiring in 2021

Dave Leitao (1984-86) - Served as an assistant coach on Calhoun's staff that made NCAA tournament appearances in all three seasons he was there (*Played basketball at NU from 1978-82*)
 • Became the first African-American head coach at Virginia in 2005 and spent four seasons with the Cavaliers, leading UVA to the NCAA postseason in 3-of-4 seasons in 2006 (NIT), 2007 (NCAA Second Round) and 2008 (CBI Semis)
 • Served two stints with DePaul as head coach (2002-05, '15-21), leading the Blue Demons to postseason appearances in three seasons (2 NIT, 1 NCAA) during his first stint and the CBI championship game in 2019

Jay Young (1990-92, '96-2000) - Had two different stints on the coaching staff at Northeastern, helping the Huskies to the 1991 NCAA tournament
 • Is currently in his second stint as an assistant coach at Rutgers (2016-19) after spending four seasons as the head coach at Fairfield (2019-23).

Pat Skerry (1998-2000) - Spent two seasons on the Northeastern coaching staff under head coach Rudy Keeling
 • Towson named Skerry their head coach in 2011 and was named CAA Coach of the Year in 2013.
 • Led the Tigers to their winningest season in school history in 2021-22, winning a share of the CAA Regular Season championship and earning the program's first-ever invitation to the NIT

Ron Everhart (2001-06) - Led the Huskies to 19 or more victories in his final three seasons and a runner-up finish in America East with a 15-3 record in 2005-06, finishing 21-10 overall and making their first postseason appearance in 14 seasons with an NIT bid
 • Took over as head coach at Duquesne (2006-12) and joined West Virginia as an assistant coach in 2012 where the Mountaineers have made three Sweet Sixteen appearances

Frank Martin (2000-04) - Served on Ron Everhart's staff, helping the Huskies become one of the top teams in America East

• Became the head coach at Kansas State (2007-12) and led the Wildcats to an Elite Eight appearance in the NCAA tournament in 2010;
 • Coached at South Carolina (2012-2022) where he led the Gamecocks to their first-ever Final Four appearance in 2017
 • Currently the head coach at Massachusetts

Richard Pitino (2005-06) - Spent two seasons as an assistant coach on Ron Everhart's staff, following him to Duquesne
 • Named head coach at Minnesota in 2013 spent eight seasons with the Golden Gophers, leading UM to the NIT championship in 2014 and NCAA tournament appearances in 2013, '17 and '19
 • He is currently in his fourth season at the helm of New Mexico

Pat Duquette (2010-13) - Worked with **Bill Coen** at Boston College and joined the Northeastern staff as Associate Head Coach in 2010
 • Named UMass Lowell's head coach in 2013 and helped transition the River Hawks to Division I that season, reaching the America East championship game in 2024

David McLaughlin (2013-16) - Worked on **Bill Coen's** staff as associate head coach and part of the 2015 NCAA tournament squad that pushed Notre Dame to the final seconds in the opening round
 • Named Dartmouth's head coach in 2016, and is currently in his ninth season with the Big Green.

Chris Markwood (2014-21) - Worked on **Bill Coen's** staff as assistant coach for four seasons before being elevated to associate head coach and recruiting coordinator for his final three seasons
 • In his stint at Northeastern, Markwood helped guide Northeastern to three 23-win seasons, three CAA regular season titles, two CAA tournament championships, and a pair of trips to the NCAA Tournament.
 • Is currently in his fourth season as the head coach at Maine, his alma mater

GAME-BY-GAME STARTING LINEUPS

OPPONENT	1	2	3	4	5	RESULT
at Boston Univ.	Pratt	King	Kermoury	Woods	Metcalf	W, 80-72
PRINCETON	Pratt	King	Kermoury	Woods	Metcalf	L, 76-79
HARVARD	Pratt	King	Kermoury	Woods	Metcalf	W, 78-56
vs. CCSU	Pratt	King	Kermoury	Woods	Metcalf	W, 80-62
vs. FIU	Pratt	King	Williams	Woods	Metcalf	W, 60-58
at FGCU	Pratt	King	Williams	Woods	Metcalf	W, 59-55
vs. CSU Bakersfield	Pratt	King	Williams	Woods	Metcalf	L, 60-68
at Vermont	Pratt	King	Troutman	Woods	Metcalf	L, 64-68
LA SALLE	Pratt	King	Kermoury	Woods	Metcalf	W, 82-68
COLGATE	Pratt	King	Kermoury	Woods	Metcalf	W, 78-75
at Old Dominion	Pratt	King	Kermoury	Woods	Metcalf	W, 75-71
at Massachusetts	Pratt	King	Troutman	Woods	Metcalf	L, 72-77
at Northwestern	Pratt	King	Troutman	Woods	Metcalf	L, 60-85

SPECIALTY STATS (NORTHEASTERN / OPPONENT)

OPPONENT	Off TO	Paint	2nd Chance	Fast Break	Bench	RESULT
at Boston Univ.	18/15	42/38	2/17	21/0	5/11	W, 80-72
PRINCETON	11/15	48/30	12/6	5/0	11/28	L, 76-79
HARVARD	20/10	44/24	0/8	14/10	41/17	W, 78-56
vs. CCSU	23/7	44/30	9/10	5/2	8/22	W, 80-62
vs. FIU	10/12	34/48	6/6	14/9	13/17	W, 60-58
at FGCU	11/12	26/20	9/8	5/7	21/19	W, 59-55
vs. CSU Bakersfield	8/10	24/26	6/17	5/7	25/20	L, 60-68
at Vermont	19/16	42/26	17/5	7/3	20/15	L, 64-68
LA SALLE	20/2	46/28	15/7	12/16	26/16	W, 82-68
at Old Dominion	10/15	36/42	12/17	18/8	15/18	W, 75-71
at Massachusetts	6/15	42/34	18/12	10/18	6/16	L, 72-77
at Northwestern	5/34	24/36	11/10	4/24	7/6	L, 60-85

SITUATIONAL RECORDS

.....2024-25	
Scoring 80+ points.....	3-0
Scoring 70-79 points.....	3-2
Scoring 60-69 points.....	1-3
Scoring 50-59 points.....	1-0
Scoring less than 50 points.....	0-0
Giving up 80+ points.....	0-1
Giving up 70-79 points.....	3-2
Giving up 60-69 points.....	2-2
Giving up 50-59 points.....	3-0
Giving up less than 50 points.....	0-0
Shooting 55% or better from the field.....	1-0
Shooting 50-54% from the field.....	4-2
Shooting 45-49% from the field.....	0-0
Shooting 40-44% from the field.....	3-1
Shooting 35-39% from the field.....	0-2
Shooting under 35% from the field.....	0-0
Opponents shooting 50% or better.....	0-1
Opponents shooting 45-49%.....	3-1
Opponents shooting 40-44%.....	2-2
Opponents shooting 35-39%.....	1-1
Opponents shooting under 35%.....	2-0
Shooting better than opponent.....	6-2
Shooting worse than opponent.....	2-3
Shooting same as opponent.....	0-0
Shooting more FT.....	5-1
Teams shoot same number of FT.....	0-0
Opponents shoot more FT.....	3-4
Out-rebounding opponent.....	5-2
Teams have equal number of rebounds.....	1-0
Opponents out-rebound Northeastern.....	2-3
Having fewer turnovers than opponent.....	3-1
Teams have same number of turnovers.....	2-0
Having more turnovers than opponent.....	3-4
Recording more points in the paint.....	6-3
Recording same points in the paint.....	0-0
Recording fewer points in the paint.....	2-2
Recording more points off turnovers.....	3-1
Recording the same points off turnovers.....	0-0
Recording fewer points off turnovers.....	5-4
Recording more 2nd chance points.....	3-4
Recording the same 2nd chance points.....	1-0
Recording fewer 2nd chance points.....	4-1
Recording more fastbreak points.....	5-2
Recording the same fastbreak points.....	0-0
Recording fewer fastbreak points.....	3-3
Recording more bench points.....	4-3
Recording the same bench points.....	0-0
Recording fewer bench points.....	4-2
Leading at halftime.....	5-0
Tied at halftime.....	0-0
Trailing at halftime.....	3-5
The game goes to overtime.....	0-0
The margin is five points or less.....	4-3
The margin is 6-10 points.....	1-1
The margin is 11-15 points.....	1-0
The margin is 16-20 points.....	1-0
The margin is 21+ points.....	1-1
Playing on TV.....	3-3
Playing on NESN.....	3-2
Playing on CBSSN.....	0-0
Playing on ESPN, ESPN2, ESPNU, ACCN.....	0-0
Playing on FOX, FS1, FS2.....	0-0
Playing on Peacock.....	0-1
Coming off a win.....	5-3
Coming off a loss.....	2-2
In white jerseys.....	3-2
In red jerseys.....	2-0
In black jerseys.....	3-2
In gray jerseys.....	0-1
Playing with an Under Armour ball.....	0-0
Playing with an Adidas ball.....	0-1
Playing with a Nike ball.....	0-0
Playing with a Wilson ball.....	7-3
Playing with a Spalding ball.....	0-0
Playing with The Rock.....	1-1

SERIES HISTORY VS. DELAWARE

Northeastern leads, 36-29

Date	Result	Site
12/29/1977	L, 85-89	13-Waltham
12/9/1990	W, 84-70	Boston
1/25/1992	L, 63-65	Newark (DE)
2/23/1992	L, 64-74	Boston
1/24/1993	W, 76-73	Boston
2/19/1993	W, 82-68	Newark (DE)
3/8/1993	L, 61-84	2-Newark (DE)
1/23/1994	L, 56-59	Newark (DE)
2/18/1994	L, 85-89	Boston++
1/22/1995	W, 81-68	Boston
2/17/1995	L, 58-87	Newark (DE)
1/13/1996	L, 69-99	Newark (DE)
2/4/1996	L, 59-60	Boston
12/6/1996	L, 55-74	Newark (DE)
1/26/1997	L, 66-70	Boston
1/22/1998	L, 63-79	Newark (DE)
2/19/1998	W, 72-62	Boston
1/3/1999	L, 57-62	Newark (DE)
1/29/1999	L, 69-72	Boston
1/16/2000	W, 90-76	Boston
2/12/2000	L, 64-80	Newark (DE)
1/11/2001	L, 54-71	Newark (DE)
2/8/2001	L, 77-81	Boston+
3/4/2001	L, 66-110	2-Newark (DE)
1/12/2006	W, 73-71	Boston
2/23/2006	W, 80-66	Newark (DE)
1/27/2007	W, 73-64	Boston
2/21/2007	W, 70-61	Newark (DE)
3/2/2007	W, 77-67	3-Richmond, Va.
1/19/2008	W, 73-69	Boston+
1/30/2008	W, 53-49	Newark (DE)
1/15/2009	W, 67-47	Newark (DE)
1/31/2009	W, 73-59	Boston
1/13/2010	W, 59-55	Boston
2/2/2010	W, 67-51	Newark (DE)
1/19/2011	L, 52-54	Newark (DE)
2/15/2011	L, 66-72	Boston
3/4/2011	L, 58-60	3-Richmond, Va.
1/25/2012	W, 62-61	Boston
2/25/2012	L, 72-82	Newark (DE)
1/19/2013	W, 74-70	Newark (DE)
2/13/2013	L, 74-76	Boston+
1/18/2014	L, 70-74	Boston
2/3/2014	L, 67-80	Newark (DE)
3/9/2014	L, 74-87	3-Baltimore, Md.
1/3/2015	W, 72-53	Newark (DE)
2/7/2015	L, 68-73	Boston
3/7/2015	W, 67-64	3-Baltimore, Md.
1/7/2016	W, 88-56	Boston
1/16/2016	W, 69-60	Newark (DE)
1/5/2017	W, 90-54	Boston
1/19/2017	L, 62-69	Newark (DE)
1/20/2018	W, 76-64	Boston
2/8/2018	W, 70-67	Newark (DE)
3/4/2018	W, 74-50	3-N Chareleston
12/30/2018	L, 80-82	Boston++
2/28/2019	W, 75-64	Newark (DE)
1/25/2020	L, 74-76	Boston
2/20/2020	L, 48-70	Newark (DE)
1/17/2022	L, 76-82	Boston+
2/10/2022	L, 61-74	Newark (DE)
1/16/2023	W, 59-58	Boston
1/28/2023	L, 78-81	Newark (DE)
3/4/2023	L, 74-77+	3-Washington D.C.
2/29/2024	L, 67-73	Newark (DE)

- + Overtime game
- 2 America East Tournament
- 3 CAA Tournament
- 13 Bentley Tournament (Waltham, Mass.)

LAST TIME VS. THE BLUE HENS



Official Basketball Box Score - Final
Northeastern at Delaware
02/29/24 Bob Carpenter Center, Newark
2023-24 Men's Basketball

Game Time: 7:00 PM
Game Duration: 1:56
Attendance: 1,798

Officials: John Gaffney, Tim Kelly, JD Rails

Northeastern - 67

Record: 12-18 (7-10)

NO.	Name		Min	FG		3P		FT		Rebounds			Fouls		TP	AS	TO	ST	Blocks		+/-
				M-A	M-A	M-A	M-A	OR	DR	TOT	PF	FD	PF	FD					BS	BA	
33	Chris Doherty	F	32:56	7-14	0-1	3-4	2-7	9	5	3	17	0	4	0	4	0	4	0	2		
1	Masai Troutman	G	29:35	4-12	1-1	0-0	2-4	6	4	2	9	1	1	1	1	1	1	1	1	1	-8
4	Rashad King	G	36:56	4-7	1-3	2-2	1-1	2	0	2	11	2	1	3	1	0	1	0	-7		
9	Luka Sakota	G	21:51	0-3	0-1	0-0	0-1	1	1	0	0	3	0	0	1	0	0	0	-6		
10	Harold Woods	G	36:33	8-20	1-4	3-3	3-6	9	3	2	20	2	1	2	0	0	2	0	-2		
13	Jared Turner		28:01	2-8	2-8	0-0	0-1	1	4	4	6	1	0	0	1	0	0	1	1	4	
45	Collin Metcalf		01:57	0-1	0-1	0-0	1-1	2	0	0	0	0	0	0	0	0	0	0	-3		
11	JB Frankel		02:55	0-0	0-0	0-0	0-0	0	0	0	0	0	0	0	0	0	0	0	0	4	
21	Bryce Johnson		04:19	1-2	0-1	0-0	0-0	0	0	0	0	2	1	1	0	0	0	0	-8		
12	Alexander Nwagha		04:56	1-1	0-0	0-0	0-0	0	0	0	1	1	2	0	1	0	0	0	-6		
Team											3	3	6		0		0				
Totals				27-68	5-20	8-9	12-24	36	18	14	67	10	9	6	8	2	-6				

Shooting By Period			
1 st	FG%	16-35	45.7%
3PT%	3-11	27.3%	
FT%	1-1	100%	
2 nd	FG%	11-33	33.3%
3PT%	2-9	22.2%	
FT%	7-8	87.5%	
GM	FG%	27-68	39.7%
3PT%	5-20	25.0%	
FT%	8-9	88.9%	

Dead Ball Rebounds: 0, 0

Technical Fouls:Doherty 2nd17:45Turner 2nd4:02

Delaware - 73

Record: 18-12 (10-7)

NO.	Name		Min	FG		3P		FT		Rebounds			Fouls		TP	AS	TO	ST	Blocks		+/-
				M-A	M-A	M-A	M-A	OR	DR	TOT	PF	FD	PF	FD					BS	BA	
1	Gerald Drumgoole Jr.	F	32:57	3-14	3-9	2-4	1-6	7	2	3	11	3	2	0	0	1	2				
13	Jyare Davis	F	36:50	4-6	1-1	10-12	0-9	9	4	5	19	3	3	0	0	0	8				
2	Jalun Trent	G	27:21	4-8	0-1	0-0	0-6	6	0	2	8	3	0	1	0	3	1				
4	Niels Lane	G	34:59	6-11	0-1	4-4	1-2	3	4	2	16	2	3	1	0	2	9				
5	Christian Ray	G	32:54	3-5	0-0	1-2	2-5	7	3	2	7	3	3	0	2	1	7				
3	Cavan Reilly		25:25	2-7	2-7	2-2	0-0	0	2	1	8	0	1	0	0	1	2				
44	Tyler Houser		09:34	1-1	0-0	2-2	0-0	0	0	1	4	0	0	1	0	0	1				
Team											3	2	5		0		0				
Totals				23-52	6-19	21-26	7-30	37	15	16	73	14	12	3	2	8	6				

Shooting By Period			
1 st	FG%	15-32	46.9%
3PT%	3-10	30.0%	
FT%	4-4	100%	
2 nd	FG%	8-20	40.0%
3PT%	3-9	33.3%	
FT%	17-22	77.3%	
GM	FG%	23-52	44.2%
3PT%	6-19	31.6%	
FT%	21-26	80.8%	

Dead Ball Rebounds: 3, 0

Technical Fouls:Lane 2nd3:54

	NU	DEL	Points from	NU	DEL	Period by Period Scoring		
Biggest lead	9 (1 st 14:49)	11 (2 nd 14:55)	Turnovers	10	14		1 st	2 nd
Best Scoring Run	7 (1 st 14:49)	8 (2 nd 17:30)	Paint	44	32		TOT	
Lead Changes	7		Second Chance	15	9	NU	36	31
Times Tied	3		Fast Breaks	2	13		67	
Time with Lead	15:35	21:59	Bench	10	12	DEL	37	36
								73



LAST TIME A NORTHEASTERN PLAYER...

Scored 40+ Points	42** by Jordan Roland vs. Harvard (11/8/19)
Scored 35-39 Points	36 by Tyson Walker at Towson (2/13/21)
Scored 30-34 Points	34 by Coleman Stucke at Delaware (1/28/23)
	31 by Jahmyl Telfort vs. NC A&T (12/29/22)
Scored 30 Or More Points In Back-To-Back Games	Tyson Walker at Towson (36 points, 2/13/21) and JMU (30 points, 1/24/21)
Scored 25 or More Points in Back-to-Back Games	Jordan Roland vs. Hofstra (32 pts, 2/8/20) and vs. UNCW (27 pts, 2/13/20)
Scored 20 or More Points in Five Consecutive Games	Jordan Roland (1/9/20-1/25/20); vs. Hofstra (28 points, 1/9), at Charleston (33 points, 1/16), at UNCW (38 points, 1/18), vs. Drexel (26 points, 1/23), vs. Delaware (27 points, 1/25)
Grabbed 20 Rebounds	21 by Dan Callahan vs. Vermont (3/4/95)
Grabbed 15-19 Rebounds	19 by Joe Pridgen vs. Monmouth (2/16/23)
	16 by Chris Doherty at Towson (1/26/23)
	17 by Alexander Nwagha vs. Princeton (11/26/22)
Grabbed 10 Offensive Rebounds	11 by Sylbrin Robinson vs. Loyola (Md.) (1/2/03)
Made 15+ Field Goals	15 by Jordan Roland at BU (11/5/19)
Made 10-14 Field Goals	11 by Rashad King at Vermont (11/30/24)
	11 by Rashad King vs. CCSU (11/16/24)
	11 by Harold Woods vs. CCSU (11/16/24)
	13 by Harold Woods vs. Princeton (11/10/24)
Attempted 25+ Field Goals	25 by Tyson Walker vs. Drexel (3/8/21)
Attempted 20-24 Field Goals	23 by Rashad King at Massachusetts (12/18/24)
	20 by Rashad King at Vermont (11/30/24)
Made 8+ 3-pointers	8 by Jordan Roland vs. Hofstra (1/9/20)
Made 7 3-pointers	7 by Tyson Walker at Towson (2/13/21)
	7 by Tyson Walker vs. Hofstra (1/9/21)
Made 6 3-pointers	6 by Coleman Stucke at Delaware (1/28/23)
	6 by Jordan Roland at Holy Cross (11/19/19)
Attempted 15+ 3-pointers	20 by Bolden Brace at Elon (2/23/17)
Attempted 10+ 3-pointers	William Kermoury vs. CCSU (11/16/24)
	10 by Luka Sakota at Campbell (2/8/24)
Made 15+ Free Throws	18 by Jon Lee vs. George Mason (2/22/12)
Made 10+ Free Throws	11 by Luka Sakota vs. Old Dominion (12/2/23)
	10 by Harold Woods vs. Old Dominion (12/2/23)
	10 by Rashad King vs. Kennesaw State (11/20/23)
Attempted 20+ Free Throws	20 by T.J. Williams vs. Towson (1/28/17)
Attempted 15+ Free Throws	15 by Jahmyl Telfort vs. Delaware (3/4/23)
	15 by Tyson Walker vs. UMass (12/13/20)
Had 15 Assists	15 by Bill Loughnane vs. Delaware (12/29/77)**
Had 10+ Assists	13 by Rashad King vs. Princeton (11/10/24)
	11 by Rashad King vs. Stony Brook (3/9/24)
	11 by Donnell Gresham at Bucknell (11/28/18)
Had 6 Steals	6 by Shawn Ocoeus at Elon (2/24/18)
Had 5 Steals	5 by William Kermoury at Boston Univ. (11/4/24)
	5 by Tyson Walker vs. William & Mary (3/7/21)
Had 6+ Blocks	6 by Collin Metcalf vs. La Salle (12/3/24)
	6 by Nkem Ojougboh at Santa Clara (12/29/09)
Had 5 Blocks	5 by Alexander Nwagha at Boston Univ. (11/4/24)
	5 by Anthony Green at Elon (2/23/17)
Converted A 4-Point Play	Masai Troutman vs. Colgate (12/8/24)
	Ryan Williams at Vermont (11/30/24)
Posted Back-to-Back Double-Doubles	Chris Doherty (2023-24)
	27 pts, 13 rebs vs. W&M (1/27/24), 17 pts, 11 rebs at Towson (2/1/24)
Hit A Shot In The Closing Seconds To Send A Game To Overtime	Chase Cormier hit a free throw with 0.5 seconds left in regulation to force overtime against Manhattan at the London Basketball Classic (11/24/22). NU went on to win the game on a last second alley-oop from Joe Pridgen, 69-67
Hit A Shot At The Buzzer To Win A Game	Vasa Pusica drove to the basket from halfcourt with 5.3 seconds remaining, laying in the game-winner against William & Mary for a 69-67 victory at the buzzer (2/17/18)
Hit A Closing-Seconds Shot To Win A Game	Coming out of a timeout with 24 seconds left and the score tied at 58, NU put the ball in the hands of Rashad King, who worked the clock down and drove to the bucket for two with two seconds left vs. FIU (11/22/24)
Scored 20 or more points in a first half	21 by Tyson Walker at UNC (2/17/21)
	First player to score 20 or more points in the first half vs. UNC since 2017
Scored 20 or more points in a second half	26 by Coleman Stucke at Delaware (1/28/23)
	23 by Jahmyl Telfort vs. JMU (1/23/21)
Had A Triple-Double	T.J. Williams with 26p, 12a, 11r at Elon (2/23/17)
	Shawn James with 17p, 14r, 11b vs. JMU (2/15/06)

** School Record

LAST TIME NORTHEASTERN...

Scored 130+ Points	152 points vs. Loyola Marymount (11/24/90)
Scored 120-129 Points	128 vs. Suffolk (12/3/84)
Allowed 120+ Points	123 vs. Loyola Marymount (11/24/90)
Scored 110-119 Points	112 at Tufts (1/29/73)
Allowed 110+ Points	110 vs. Bradley (12/26/86)
Scored 105-109 Points	107 vs. UNCW (2/3/18)
Allowed 105-109 Points	107 at Pennsylvania (12/21/74)
Scored 100-104 Points	101 at Holy Cross (11/19/19)
Allowed 100-104 Points	100 vs. UNCW (2/3/18)
Scored 90+ Points	93 vs. Georgia Southern (11/21/23)
	90 at Drexel (3/2/19)
Allowed 90+ Points	99 at Charleston (2/13/23)
Scored 60 Points in a Half	63 (1st) at Holy Cross (11/19/19)
Opponent scored 60 Points in a Half	60 (2nd) vs. Drexel (3/8/14)
Did Not Score 20+ Points in a Half	18 (1st half) vs. William & Mary (3/5/22)
Opponent Did Not Score 20+ Points in a Half	17 (1st half) by Ga. State (12/2/22)
	17 (1st half) by William & Mary (3/5/22)
Shot 56% or higher in a game	.638 at Boston Univ. (11/4/24)
	.564 at Campbell (2/8/24)
Grabbed 50 Rebounds	50 at Massachusetts (12/18/24)
	50 vs. Georgia State (12/2/22)
Grabbed 20 Offensive Rebounds	20 at La Salle (11/19/23)
Made 40 Field Goals	42 vs. Lasell (11/22/05), 42-of-66
Made 35-39 Field Goals	39 at Holy Cross (11/19/19)
Attempted 90 Field Goals	106 vs. Loyola Marymount (11/24/90)
Attempted 80 Field Goals	81 at UConn (12/6/04)
Attempted 70 Field Goals	74 at Massachusetts (12/18/24)
	70 vs. No. 18 Charleston (1/21/23)
Made 20+ 3-pointers	21 vs. Delaware (1/5/17)**
Made 15+ 3-pointers	15 vs. Hofstra (1/9/21)
Made 10+ 3-pointers	10 vs. Charleston (2/15/24)
	14 at Campbell (2/8/24)
Attempted 35+ 3-pointers	35 vs. Harvard (11/16/22)
	37 at James Madison (1/11/22)
Attempted 30-34 3-pointers	32 vs. Hofstra (1/11/24)
	32 at Monmouth (1/8/24)
Made 35 Free Throws	40 vs. Old Dominion (12/2/23) **
	35 at JMU (35-41) (2/18/16)
Attempted 30+ Free Throws	30 at Old Dominion (12/15/24)
	51 vs. Old Dominion (12/2/23) **
Perfect from the FT line	7-for-7 vs. CCSU (11/16/24)
	12-for-12 at Monmouth (1/8/24)
Had 30 Assists	31 vs. George Mason (12/4/93)
Had 25 Assists	25 at William & Mary (1/18/18)
Had 20-24 Assists	21 vs. Harvard (11/13/24)
	20 at Elon (1/20/24)
Had 20 Steals	20 vs. Wentworth (11/17/15)**
Had 15-19 Steals	15 at Vermont (11/30/24)
	16 vs. Cornell (12/2/17)
Had 10-14 Steals	11 vs. La Salle (12/3/24)
	10 vs. Harvard (11/13/24)
	10 at Boston Univ. (11/4/24)
Had 12 Blocks	12 vs. Lasell (11/22/05), 10 by Shawn James
Never trailed in a game	W, 82-68 vs. La Salle (12/3/24)
	W, 78-56 vs. Harvard (11/13/24)
Overcame a 21+ Point Deficit To Win	George Mason held a 24 point lead; NU won 69-67 (3/10/13)
Overcame a 15-20 Point Deficit To Win	UD held a 16-point lead with 8:01 left in the first; NU won 59-58 (1/16/23)
Overcame a 10-Point Deficit To Win	Colgate led 32-22 with 2:00 left in the first; Northeastern won 78-75 (12/8/24)
	CCSU led 53-40 with 14:39 left in the second; Northeastern won 79-74 (12/19/23)
Overcame a 15-Point Halftime Deficit To Win	Hofstra held a 17-point halftime lead; NU won 81-78 (OT) (11/27/16)
Overcame a 10-Point Halftime Deficit To Win	UMass led 60-49 (11) with 11:37 left in 2nd half; Northeastern won 82-76 (12/7/21)
Did Not Make A 3-Pointer	at Fairfield (0-11) (12/15/13)
Active 3-point streak	339 games
Had Six Players Score In Double Figures in Same Game	6 vs. Hofstra (2/5/14)
Had Two Players Record Double-Doubles in Same Game	Chris Doherty (15 pts, 13 rebs) and Joe Pridgen (14 pts, 14 rebs) vs. UD (1/16/23)
Had Three Players Record Double-Doubles in Same Game	Anthony Green (14p, 12r), Vasa Pusica (16p, 10a) and Bolden Brace (14p, 10r) at Hofstra (1/25/18)
Had Players Record a Triple-Double and Double-Double in Same Game	T.J. Williams (26p, 12a, 11r) and Anthony Green (11p, 11r) at Elon (2/23/17)
Northeastern Did Not Have A Player Score in Double Figures	Jan. 25, 2024 vs. UNCW
Active Double-Digit Scoring Streak	23 games
Opponent Did Not Have A Player Score in Double Figures	62-28 win vs. William & Mary, highest scorer had 9 points (2/24/22)
Had Three Players Score 20+ Points in Same Game	W, 72-60 vs. Elon (2/9/19); Vasa Pusica (23), Jordan Roland (21), Bolden Brace (20)
	W, 93-83 vs. Drexel (12/28/18); Vasa Pusica (29), Anthony Green (21), Jordan Roland (21)
Northeastern Player/Coach was Called for a Technical Foul	Collin Metcalf at Boston Univ. (11/4/24)

** School Record



2024-25 Northeastern Men's Basketball
Combined Team Statistics
All games

Game Records

Record	Overall	Home	Away	Neutral
ALL GAMES	8-5	3-1	3-3	2-1
CONFERENCE	0-0	0-0	0-0	0-0
NON-CONFERENCE	8-5	3-1	3-3	2-1

Score by Periods

Team	1st	2nd	OT	TOT
Northeastern	417	507	0	924
Opponents	401	493	0	894

Team Box Score

No.	Player				Total		3-Point		F-Throw		Rebounds													
		GP-GS	MIN	AVG	FG-FGA	FG%	3FG-3FGA	3FG%	FT-FTA	FT%	OFF	DEF	TOT	AVG	PF	DQ	A	TO	BLK	STL	PTS	AVG		
4	KING, Rashad	13-13	455:59	35.1	82-165	.497	19-51	.373	37-49	.755	14	74	88	6.8	27	0	49	33	6	15	220	16.9		
10	WOODS, Harold	13-13	433:00	33.3	74-149	.497	6-17	.353	24-39	.615	22	79	101	7.8	22	0	33	31	0	8	178	13.7		
1	TROUTMAN, Masai	9-3	214:35	23.8	36-78	.462	14-31	.452	37-47	.787	6	10	16	1.8	16	0	8	18	1	4	123	13.7		
3	PRATT, LA	13-13	403:26	31.0	57-134	.425	12-61	.197	9-14	.643	9	47	56	4.3	22	0	30	22	1	17	135	10.4		
8	KERMOURY, William	7-7	190:20	27.2	22-48	.458	15-36	.417	8-11	.727	1	11	12	1.7	15	0	13	10	0	10	67	9.6		
2	NWAGHA, Alexander	11-0	171:16	15.6	21-30	.700	0-0	.000	2-5	.400	7	23	30	2.7	28	1	7	13	14	4	44	4.0		
45	METCALF, Collin	13-13	235:50	18.1	19-34	.559	0-0	.000	12-19	.632	21	42	63	4.8	35	2	11	24	28	7	50	3.8		
20	WILLIAMS, Ryan	12-3	133:10	11.1	18-54	.333	7-26	.269	2-3	.667	3	6	9	0.8	9	0	8	8	1	4	45	3.8		
7	FRITZ, Youri	10-0	130:35	13.1	9-16	.563	0-0	.000	9-21	.429	11	15	26	2.6	21	0	5	2	5	8	27	2.7		
11	FRANKEL, JB	11-0	138:13	12.6	6-22	.273	6-17	.353	3-5	.600	2	4	6	0.5	11	0	12	3	0	7	21	1.9		
22	SOROA, Luca	8-0	45:15	5.7	3-8	.375	1-2	.500	4-6	.667	3	3	6	0.8	6	0	6	4	0	6	11	1.4		
0	FRANCOIS, Nate	3-0	04:16	1.4	0-0	.000	0-0	.000	1-2	.500	0	0	0	0.0	2	0	0	1	0	1	1	0.3		
30	THOMSON, Sam	8-0	44:05	5.5	1-2	.500	0-0	.000	0-0	.000	1	1	2	0.3	3	0	1	2	1	1	2	0.3		
Team											21	23	44					5						
Total		13	2600		348-740	.470	80-241	.332	148-221	.670	121	338	459	35.3	217	3	183	176	57	92	924	71.1		
Opponents		13	2600		323-763	.423	90-275	.327	158-238	.664	135	292	427	32.8	208	2	160	150	54	101	894	68.8		

Team Statistics

	NE	OPP
Scoring	924	894
Points per game	71.1	68.8
Scoring margin	+2.3	-
Field goals-att	348-740	323-763
Field goal pct	.470	.423
3 point fg-att	80-241	90-275
3-point FG pct	.332	.327
3-pt FG made per game	6.2	6.9
Free throws-att	148-221	158-238
Free throw pct	.670	.664
F-Throws made per game	11.4	12.2
Rebounds	459	427
Rebounds per game	35.3	32.8
Rebounding margin	+2.5	-
Assists	183	160
Assists per game	14.1	12.3
Turnovers	176	150
Turnovers per game	13.5	11.5
Turnover margin	-2.0	-
Assist/turnover ratio	1.0	1.1
Steals	92	101
Steals per game	7.1	7.8
Blocks	57	54
Blocks per game	4.4	4.2
Winning streak	0	-
Home win streak	3	-
Attendance	4905	17686
Home games-Avg/Game	4-1226	6-2948
Neutral site-Avg/Game	-	3-784

Team Results

Date	Opponent		Score	Att.
11/04/2024	at Boston U.	W	80-72	1800
11/10/2024	Princeton	L	76-79	1732
11/13/2024	Harvard	W	78-56	1477
11/16/2024	vs Central Conn. St.	W	80-62	2173
11/22/2024	vs FIU	W	60-58	57
11/23/2024	at FGCU	W	59-55	1543
11/24/2024	vs CSU Bakersfield	L	60-68	123
11/30/2024	at Vermont	L	64-68	2316
12/03/2024	La Salle	W	82-68	687
12/08/2024	Colgate	W	78-75	1009
12/15/2024	at Old Dominion	W	75-71	4050
12/18/2024	at Massachusetts	L	72-77	2033
12/29/2024	at Northwestern	L	60-85	5944



2024-25 Northeastern Men's Basketball
Points-rebounds-assists
All games

Opponent	Date	Score		0	1	2	3	4	7	8	10	11	20	22
				FRANCOIS,N	TROUTMAN,M	NWAGHA,ALE	PRATT,LA	KING,RASHA	FRITZ,YOUR	KERMOURY,W	WOODS,HARO	FRANKEL,JB	WILLIAMS,R	SOROA,LUCA
at Boston U.	11/04/2024	80-72	W	DNP	DNP	0-4-1	24-3-1	16-2-4	1-0-0	14-2-1	17-9-4	0-0-0	4-1-1	DNP
Princeton	11/10/2024	76-79	L	DNP	DNP	4-5-1	6-3-0	8-5-13	0-1-0	20-1-1	27-13-3	0-1-0	7-0-0	0-0-0
Harvard	11/13/2024	78-56	W	1-0-0	DNP	14-4-1	5-3-3	10-7-4	DNP	6-0-5	12-9-2	3-1-2	21-2-3	2-0-1
vs Central Conn. St.	11/16/2024	80-62	W	0-0-0	DNP	2-2-0	4-6-3	27-4-3	DNP	13-2-1	26-10-1	6-0-3	0-0-0	0-1-0
vs FIU	11/22/2024	60-58	W	DNP	5-1-0	4-4-0	6-4-3	19-8-3	1-2-1	DNP	12-5-3	3-0-1	7-3-0	DNP
at FGCU	11/23/2024	59-55	W	DNP	17-1-0	DNP	3-5-1	19-8-4	4-2-0	DNP	11-11-6	0-0-1	0-0-1	0-2-1
vs CSU Bakersfield	11/24/2024	60-68	L	DNP	15-1-2	DNP	15-6-1	7-7-3	2-3-1	DNP	8-3-0	DNP	0-0-1	6-2-3
at Vermont	11/30/2024	64-68	L	0-0-0	7-4-1	4-1-0	2-1-0	27-7-0	9-10-3	DNP	8-3-0	DNP	4-3-2	3-1-1
La Salle	12/03/2024	82-68	W	DNP	17-0-0	4-1-0	11-2-4	16-9-7	2-2-0	3-2-3	17-10-2	3-0-1	0-0-0	0-0-0
Colgate	12/08/2024	78-75	W	DNP	12-3-1	2-2-0	8-2-4	23-8-1	8-6-0	3-3-2	13-6-2	3-1-1	2-0-0	0-0-0
at Old Dominion	12/15/2024	75-71	W	DNP	15-3-1	0-0-1	15-6-2	21-9-4	0-0-0	8-2-0	9-13-4	0-0-1	DNP	DNP
at Massachusetts	12/18/2024	72-77	L	DNP	18-2-0	6-6-1	18-8-4	19-11-2	0-0-0	DNP	10-7-5	0-1-1	0-0-0	DNP
at Northwestern	12/29/2024	60-85	L	DNP	17-1-3	4-1-2	18-7-4	8-3-1	DNP	DNP	8-2-1	3-2-1	0-0-0	DNP

Opponent	Date	Score		30	45
				THOMSON,SA	METCALF,CO
at Boston U.	11/04/2024	80-72	W	0-1-0	4-1-1
Princeton	11/10/2024	76-79	L	DNP	4-3-1
Harvard	11/13/2024	78-56	W	0-0-0	4-7-0
vs Central Conn. St.	11/16/2024	80-62	W	0-0-1	2-3-3
vs FIU	11/22/2024	60-58	W	DNP	3-2-0
at FGCU	11/23/2024	59-55	W	0-0-0	5-5-0
vs CSU Bakersfield	11/24/2024	60-68	L	2-0-0	5-5-0
at Vermont	11/30/2024	64-68	L	0-0-0	0-0-0
La Salle	12/03/2024	82-68	W	DNP	9-10-1
Colgate	12/08/2024	78-75	W	0-1-0	4-4-0
at Old Dominion	12/15/2024	75-71	W	DNP	7-10-1
at Massachusetts	12/18/2024	72-77	L	DNP	1-7-1
at Northwestern	12/29/2024	60-85	L	0-0-0	2-6-3



GAME-BY-GAME LEADERS

Date	Opponent	Points	Rebounds	Assists	Blocks	Steals
Nov. 4	at Boston University	Pratt (24)	Woods (9)	King / Woods (4)	Nwagha (5)	Kermoury (5)
Nov. 10	PRINCETON	Woods (27)	Woods (13)	King (13)	Metcalfe (3)	Pratt (3)
Nov. 13	HARVARD	Williams (21)	Woods (9)	Kermoury (5)	Metcalfe (2)	Metcalfe (3)
Nov. 16	vs. CCSU	King (27)	Woods (10)	Four players (3)	Metcalfe (3)	Woods (3)
Nov. 22	vs. FIU	King (19)	King (8)	Three players (3)	Metcalfe (2)	Woods (2)
Nov. 23	at FGCU	King (19)	Woods (11)	Woods (6)	Metcalfe (3)	Fritz (2)
Nov. 24	vs. CSU Bakersfield	Pratt/Troutman (15)	King (7)	King (3)	Metcalfe/Fritz (2)	Soroa (3)
Nov. 30	at Vermont	King (27)	Fritz (10)	Fritz (3)	Fritz / King (1)	King / Nwagha (3)
Dec. 3	LA SALLE	Troutman / Woods (17)	Metcalfe / Woods (10)	King (7)	Metcalfe (6)	Pratt (4)
Dec. 8	COLGATE	King (23)	King (8)	Pratt (4)	Nwagha (2)	Fritz (3)
Dec. 15	at Old Dominion	King (21)	Woods (13)	King / Woods (4)	Metcalfe (2)	Troutman (2)
Dec. 18	at Massachusetts	King (19)	King (11)	Woods (5)	Nwagha (3)	Frankel / King (2)
Dec. 29	at Northwestern	Pratt (18)	Pratt (7)	Pratt (4)	Metcalfe (1)	Three players (1)

2024-25 TEAM GAME-BY-GAME COMPARISON (NORTHEASTERN/OPPONENT)

Opponent	1st	2nd	Score	Mar	Total FG	FG Pct	3-Pointers	3FG Pct	F-Throws	FT Pct	Rebounds	Assist	TOver	Block	Steal	Fouls
at Boston Univ.	38/39	42/33	80/72	+8	30-47 / 29-62	.638 / .468	7-16 / 9-21	.438 / .429	13-22 / 5-11	.591 / .455	27/31	13/16	12/12	7/2	10/5	17/15
PRINCETON	30/35	46/44	76/79	-3	32-62 / 26-60	.516 / .433	6-18 / 10-26	.333 / .385	6-10 / 17-22	.600 / .773	37/32	19/15	14/7	3/4	6/4	12/20
HARVARD	39/21	39/35	78/56	+22	31-59 / 19-59	.525 / .322	9-22 / 4-31	.409 / .129	7-12 / 14-20	.583 / .700	37/37	21/9	12/14	3/3	10/7	17/14
vs. CCSU	50/28	30/34	80/62	+18	32-60 / 26-54	.533 / .481	9-25 / 5-19	.360 / .263	7-7 / 5-11	1.000 / .455	28/25	15/13	12/15	4/5	9/8	8/7
vs. FIU	30/27	30/31	60/58	+2	22-53 / 26-56	.415 / .464	2-9 / 1-9	.222 / .111	14-22 / 5-11	.636 / .455	37/33	11/10	11/11	4/3	7/5	16/18
at FGCU	26/27	33/28	59/55	+4	23-56 / 20-59	.411 / .339	7-20 / 10-31	.350 / .323	6-11 / 5-9	.545 / .556	35/37	14/16	9/10	6/2	3/4	12/14
vs. CSU Bakersfield	29/34	31/34	60/68	-8	19-45 / 24-64	.422 / .373	6-17 / 6-13	.353 / .462	16-23 / 14-17	.696 / .824	31/36	11/9	14/6	7/5	4/4	17/22
at Vermont	22/35	42/33	64/68	-4	24-64 / 21-43	.375 / .488	1-15 / 7-18	.067 / .389	15-22 / 19-26	.682 / .731	33/39	7/10	8/20	2/8	15/4	21/19
LA SALLE	31/27	51/41	82/68	+14	33-63 / 25-67	.524 / .373	8-19 / 8-23	.421 / .348	8-11 / 10-13	.727 / .769	36/32	18/9	18/17	8/4	11/12	14/15
COLGATE	28/32	50/43	78/75	+3	27-50/23-52	.540 / .442	5-15 / 9-23	.333 / .391	19-29 / 20-26	.655 / .769	37/21	11/11	18/12	3/2	5/14	19/23
at Old Dominion	31/26	44/45	75/71	+4	24-60 / 28-68	.400 / .412	6-21 / 6-18	.286 / .333	21-30 / 9-19	.700 / .474	46/39	14/14	12/9	3/5	4/5	16/21
at Massachusetts	30/35	42/42	72/77	-5	27-74 / 26-63	.365 / .413	5-22 / 6-18	.227 / .333	13-18 / 19-31	.722 / .613	50/38	14/11	14/11	11/5	7/12	21/15
at Northwestern	33/35	27/50	60/85	-25	24-47 / 30-56	.511 / .536	9-22 / 9-25	.409 / .360	3-4 / 16-22	.750 / .727	25/27	15/17	22/6	1/1	3/15	19/13

2024-25 GAME-BY-GAME BOX SCORES

GAME 1 | AT BOSTON UNIV. | W, 80-72



Official Basketball Box Score - Final
Northeastern at Boston U.
11/04/24 Case Gym, Boston, MA
2024-25 Men's Basketball

Game Time: 7:30 PM
Game Duration: 1:53

Officials: Bruce Rottlieb, Moe Najmyr, Pat Sweeney

Northeastern - 80

Record: 1-0

NO. Name	Min	FG M-A	3P M-A	FT M-A	Rebounds OR DR TOT	Fouls PF FO	TP	AS	TO	ST	Blocks BS BA	+/-
45 Collin Metcalf	C 13:32	2-2	0-0	0-0	1 0 1	5 0	4	1	3	1	1 0	18
3 LA Pratt	G 35:51	9-13	4-8	2-4	0 3 3	2 3	24	1	1	2	0 0	10
4 Rashad King	G 35:56	5-10	1-2	5-8	0 2 2	1 5	16	4	0	2	1 1	12
8 William Kermoury	G 34:48	6-7	2-3	0-0	0 2 2	2 0	14	1	1	5	0 0	10
10 Harold Woods	G 35:54	6-8	0-1	5-8	0 9 9	2 6	17	4	3	0	0 0	9
2 Alexander Nwagha	20:59	0-1	0-0	0-0	1 3 4	4 0	0	1	3	0	5 1	-1
20 Ryan Williams	11:34	2-5	0-2	0-0	0 1 1	0 0	4	1	0	0	0 0	-6
7 Youri Fritz	04:03	0-1	0-0	1-2	0 0 0	0 1	1	0	0	0	0 0	-9
11 JB Frankel	03:19	0-0	0-0	0-0	0 0 0	0 0	0	0	0	0	0 0	0
30 Sam Thomson	04:04	0-0	0-0	0-0	1 0 1	1 0	0	0	1	0	0 0	-3
Team					1 3 4	0	0	0	0	0	0 0	
Totals		30-47	7-16	13-22	4 23 27	17 15	80	13	12	10	7 2	8

Technical Fouls: Metcalf 2nd 19:35

Shooting By Period	1 st FG%	2 nd FG%	3 rd FG%	GM FG%	FT%
1 st FG%	15.25	60.0%	3PT%	5-11	45.9%
2 nd FG%	15.22	68.2%	3PT%	2-5	40.0%
3 rd FG%	10-14	71.4%	3PT%	3-9	33.3%
GM FG%	30-47	63.8%	FT%	7-16	43.8%
FT%	13-22	59.1%			

Dead Ball Rebounds: 5, 0

Boston Univ. - 72

Record: 0-1

NO. Name	Min	FG M-A	3P M-A	FT M-A	Rebounds OR DR TOT	Fouls PF FO	TP	AS	TO	ST	Blocks BS BA	+/-
3 Malcolm Chimezie	F 24:42	6-8	0-0	2-3	2 5 7	1 4	14	3	0	1	0 0	-9
1 Ethan Okwuosa	G 26:24	4-8	1-2	0-0	0 0 0	1 2	9	2	0	0	0 1	-12
5 Kyrone Alexander	G 30:20	6-12	3-5	1-1	3 1 4	3 1	16	1	4	3	0 2	-11
20 Michael McNair	G 30:06	4-6	3-5	1-2	1 2 3	3 1	12	7	2	0	0 0	-7
24 Miles Brewster	G 27:31	4-14	2-7	0-2	1 3 4	2 1	10	1	1	1	0 2	-7
0 Malai Baptiste	16:58	1-5	0-2	0-0	1 2 3	0 0	2	1	2	0	1 1	1
14 Ben Deffy	11:59	2-4	0-0	1-2	4 0 4	2 3	5	2	0	2	0 1	2
30 Ben Roy	18:35	0-2	0-0	0-1	0 1 1	2 3	0	1	0	0	0 0	4
7 Azmar Abdullah	10:06	1-2	0-0	0-0	0 1 1	1 1	2	0	0	0	0 0	0
32 Quinn Nielsen	03:19	1-1	0-0	0-0	0 0 0	0 0	2	0	0	0	0 0	-1
Team					2 2 4	0	0	1	0	0	0 0	
Totals		29-62	9-21	5-11	14 17 31	15 16	72	16	12	5	2 7	-8

Technical Fouls: NONE

Shooting By Period	1 st FG%	2 nd FG%	3 rd FG%	GM FG%	FT%
1 st FG%	16.28	57.1%	3PT%	5-11	45.5%
2 nd FG%	13-34	38.2%	3PT%	4-10	40.0%
3 rd FG%	9-21	42.9%	3PT%	5-11	45.5%
GM FG%	29-62	46.8%	FT%	5-11	45.5%

Dead Ball Rebounds: 2, 0

	NU	BU
Biggest lead	12 (1 st 14:20)	7 (2 nd 18:12)
Best Scoring Run	7 (1 st 14:20)	9 (1 st 2:46)
Lead Changes	4	3
Times Tied	3	4
Time with Lead	23:58	12:04

Points from	NU	BU
Turnovers	18	15
Paint	42	38
Second Chance	2	17
Fast Breaks	21	0
Bench	5	11

Period by Period Scoring	1st	2nd	TOT
NU	38	42	80
BU	39	33	72

GAME 2 | VS. PRINCETON | L, 76-79



Official Basketball Box Score - Final
Princeton at Northeastern
11/16/24 Matthews Arena, Boston
2024-25 Northeastern Basketball

Game Time: 2:00 PM
Game Duration: 1:58
Attendance: 1,732

Officials: Adam Vandenberg, Brian Zink, Carl Luciano

Princeton - 79

Record: 3-0

NO. Name	Min	FG M-A	3P M-A	FT M-A	Rebounds OR DR TOT	Fouls PF FO	TP	AS	TO	ST	Blocks BS BA	+/-
3 Caden Pierce	F 37:09	3-8	0-2	4-6	2 9 11	4 14	10	2	2	1	0 1	5
12 Jacob Huggins	F 14:14	1-1	0-0	0-0	2 1 3	2 1	2	0	0	0	1 0	-3
1 Xaivian Lee	G 34:20	4-17	0-3	4-6	1 3 4	3 6	12	8	2	2	0 1	5
22 Dalen Davis	G 34:17	9-18	4-10	3-3	0 1 1	2 2	25	3	1	1	0 1	6
35 Jack Scott	G 22:05	0-4	0-2	2-2	1 2 3	2 1	2	2	1	0	1 1	-16
43 Philip Byriel	08:06	0-1	0-1	0-0	0 1 1	1 0	0	0	0	0	0 0	-1
24 Blake Peters	26:24	6-8	6-8	0-0	0 2 2	1 2	18	0	0	1	0 0	7
7 Malik Abdullahi	14:45	3-3	0-0	2-3	0 2 2	0 3	8	0	0	1	0 0	6
33 Jackson Hicke	05:20	0-0	0-0	2-2	0 1 1	0 1	2	0	0	0	1 0	4
4 CJ Happy	02:01	0-0	0-0	0-0	0 1 1	0 0	0	1	0	0	0 0	1
21 Jack Stanton	01:19	0-0	0-0	0-0	0 0 0	0 0	0	0	0	0	0 0	-1
Team					1 2 3	0	0	0	0	0	0 0	
Totals		26-60	10-26	17-22	7 25 32	12 20	79	15	7	6	3 4	3

Technical Fouls: NONE

Shooting By Period	1 st FG%	2 nd FG%	3 rd FG%	GM FG%	FT%
1 st FG%	11-28	39.3%	3PT%	4-11	36.4%
2 nd FG%	15-32	46.9%	3PT%	6-15	40.0%
3 rd FG%	8-12	66.7%	3PT%	26-60	43.3%
GM FG%	26-60	43.3%	FT%	10-26	38.5%
FT%	17-22	77.3%			

Dead Ball Rebounds: 4, 0

Northeastern - 76

Record: 1-1

NO. Name	Min	FG M-A	3P M-A	FT M-A	Rebounds OR DR TOT	Fouls PF FO	TP	AS	TO	ST	Blocks BS BA	+/-
45 Collin Metcalf	C 14:39	2-4	0-0	0-0	1 2 3	5 2	4	1	2	0	3 1	8
3 LA Pratt	G 32:15	3-13	0-7	0-0	0 3 3	3 0	6	0	0	3	0 0	-9
4 Rashad King	G 35:52	3-10	0-3	2-2	1 4 5	4 1	8	13	4	0	0 1	2
8 William Kermoury	G 34:11	6-9	5-6	3-4	1 0 1	3 3	20	1	1	1	0 1	-3
10 Harold Woods	G 38:34	13-18	0-0	1-4	2 11 13	1 5	27	3	3	0	0 0	2
2 Alexander Nwagha	22:38	2-2	0-0	0-0	1 4 5	2 0	4	1	4	0	1 0	-6
20 Ryan Williams	08:57	3-3	1-1	0-0	0 0 0	0 0	7	0	0	0	0 0	4
11 JB Frankel	09:13	0-2	0-0	0-0	0 1 1	0 0	0	0	0	0	0 0	-6
7 Youri Fritz	02:16	0-0	0-0	0-0	1 0 1	1 1	0	0	0	0	0 0	-2
22 Luca Soria	01:26	0-1	0-1	0-0	0 0 0	1 0	0	0	0	0	0 0	-5
Team					2 3 5	0	0	0	0	0	0 0	
Totals		32-62	6-18	6-10	9 28 37	20 12	76	19	14	4	4 3	-3

Technical Fouls: NONE

Shooting By Period	1 st FG%	2 nd FG%	3 rd FG%	GM FG%	FT%
1 st FG%	14-34	41.2%	3PT%	2-8	25.0%
2 nd FG%	18-28	64.3%	3PT%	6-18	33.3%
3 rd FG%	6-10	60.0%	3PT%	6-18	33.3%
GM FG%	32-62	51.6%	FT%	6-10	60.0%

Dead Ball Rebounds: 0, 0

	PRI	NOR
Biggest lead	9 (1 st 4:39)	7 (2 nd 6:20)
Best Scoring Run	12 (1 st 4:39)	8 (2 nd 19:01)
Lead Changes	14	5
Times Tied	5	5
Time with Lead	14:01	23:23

Points from	PRI	NOR
Turnovers	15	11
Paint	30	48
Second Chance	6	12
Fast Breaks	0	5
Bench	28	11

Period by Period Scoring	1st	2nd	TOT
PRI	35	44	79
NOR	30	46	76

GAME 3 | VS. HARVARD | W, 78-56



Official Basketball Box Score - Final
Harvard at Northeastern
11/13/24 Matthews Arena, Boston
2024-25 Northeastern Basketball

Game Time: 7:00 PM
Game Duration: 1:45
Attendance: 1,477

Officials: John Gaffney, John Cahill Jr., Jason Bradet

Harvard - 56

Record: 1-3

NO. Name	Min	FG M-A	3P M-A	FT M-A	Rebounds OR DR TOT	Fouls PF FO	TP	AS	TO	ST	Blocks BS BA	+/-
15 Thomas Batties II	F 30:31	3-8	1-5	2-2	3 8 11	1 2	9	2	2	1	1 1	-15
35 Luca Ace-Nastieski	F 20:39	1-2	0-1	1-2	1 4 5	1 1	3	0	1	0	0 0	-11
4 Robert Hinton	G 28:32	2-10	0-2	4-4	1 0 1	2 4	8	1	2	0	0 0	-22
11 Evan Nelson	G 21:23	0-4	0-4	2-4	0 2 2	3 6	2	0	3	2	1 0	-7
13 Chandler Pigge	G 34:22	7-16	0-5	3-4	1 5 6	0 2	17	0	2	2	0 0	-21
8 Tey Barbour	15:22	1-4	1-4	0-0	1 1 2	2 0	3	0	0	0	0 0	-13
17 Leo Byrne	04:32	0-1	0-1	0-0	1 1 2	0 0	0	0	0	0	0 0	-3
12 Dutch Dowdell	18:33	3-8	2-7	2-2	1 1 2	3 1	10	0	1	2	0 0	-4
5 Ben Esenodrath	16:59	1-4	0-1	0-0	0 1 1	0 0	2	5	1	0	1 1	-12
3 Xavier Nesbitt	06:29	1-1	0-0	0-2	0 1 1	2 1	2	1	0	0	0 0	-4
14 Greg Cooper	01:19	0-1	0-1	0-0	0 0 0	0 0	0	0	0	0	0 0	1
24 Payton Pitts	01:19	0-0	0-0	0-0	0 0 0	0 0	0	0	0	0	0 0	1
Team					3 1 4	0	0	2	0	0	0 0	
Totals		19-59	4-31	14-20	12 25 37	14 17	56	9	14	7	3 3	-22

Technical Fouls: NONE

Northeastern - 78

Record: 2-1

NO. Name		Min	FG M-A	3P M-A	FT M-A	Rebounds OR DR TOT	Fouls PF FO	TP	AS	TO	ST	Blocks BS BA	+/-
45 Collin Metcalf	C	16:49	2-2	0-0	0-0	2 5 7	4 0	4	0	2	3	2 0	16
3 LA Pratt	G	23:27	2-8	1-5	0-0	0 3 3	2 2	5	3	2	1	0 0	9
4 Rashad King	G	32:13	5-12	0-4	0-0	0 7 7	2 3	10	4	1	1	0 0	18
8 William Kermoury	G	28:18	2-5	2-5	0-0	0 0 0	2 1	6	5	1	1	0 0	16
10 Harold Woods	G	30:57	5-12	0-0	2-4	2 7 9	3 2	12	2	1	1	0 0	3
2 Alexander Nwagha		18:35	6-7	0-0	2-3	4 4 4	3 2	14	1	0	0	1 0	8
20 Ryan Williams		28:03	8-12	5-7	0-0	0 2 2	1 1	21	3	2	1	0 0	20
11 JB Frankel		10:35	1-1	1-1	0-1	0 1 1	0 1	3	2	0	0	0 0	2
30 Sam Thomson		04:36	0-0	0-0	0-0	0 0 0	0 0	0	0	0	0	0 0	-2
22 Luca Sorora		04:03	0-0	0-0	2-2	0 0 0	0 1	2	1	1	1	0 0	1
0 Nate Francois		02:24	0-0	0-0	1-2	0 0 0	0 1	1	0	1	1	0 0	1
Team						2 2 4			0	1			
Totals			31-59	9-22	7-12	6 31 37	17 14	78	21	12	10	3 3	22

Technical Fouls: NONE

2024-25 GAME-BY-GAME BOX SCORES

GAME 5 | VS. FIU | W, 60-58



Official Basketball Box Score - Final
Northeastern at FIU
11/20/24 Alco Arena, Fort Myers, Fla.
2024-25 Men's Basketball

Game Time: 1:00 PM
Game Duration: 1:58
Attendance: 57

Officials: Kenneth Totten, John Altanassov, Felix Fuent

Northeastern - 60				Record: 4-1											
NO. Name		Min	FG M-A	3P M-A	FT M-A	Rebounds OR DR TOT	Fouls PF FD	TP	AS	TO	ST	Blocks BS BA	+/-		
45	Collin Metcalf	C 18:43	0-2	0-0	3-4	1 1 2	0 3 3	3	0	0	1	2	0 3		
3	LA Pratt	G 33:22	3-12	0-4	0-0	1 3 4	1 0 6	3	3	1	1	0 1	1		
4	Rashad King	G 29:46	6-10	1-2	6-7	0 8 8	4 4 19	3	4	1	0 0	0 6			
10	Harold Woods	G 35:44	5-11	0-0	2-4	0 5 5	3 2 12	3	0	2	0 1	0 2			
20	Ryan Williams	G 27:23	3-9	0-2	1-2	1 2 3	2 2 7	0	3	1	0 0	0 3			
1	Masai Troutman	12:04	2-3	0-0	1-1	0 1 1	2 3 5	0	2	0	0 0	0 -4			
2	Alexander Nwagha	15:39	2-4	0-0	0-2	1 3 4	1 1 4	0	0	0	1 1	-1			
11	JB Frankel	19:09	1-1	1-1	0-0	0 0 0	1 0 3	1	1	1	0 0	0 0			
7	Youri Fritz	08:10	0-1	0-0	1-2	1 1 2	2 3 1	1	1	0	0 1	0 0			
Team						4 4 8		0							
Totals			22-53	2-9	14-22	9 28 37	16 18 60	11	11	7	4 3 2				
														Technical Fouls: NONE	

FIU - 58		Record: 1-4											
NO. Name	Min	FG M-A	3P M-A	FT M-A	Rebounds OR DR TOT	Fouls PF FD	TP	AS	TO	ST	Blocks BS BA	+/-	
21 Jonathan Aybar	F 24:14	3-8	1-3	2-6	2 5 7	1 5	9	1	1	0	2	-7	
23 Vianney Salatchoum	C 22:20	7-10	0-0	0-0	1 5 6	4 2	14	0	3	0	2	-9	
1 Dashon Gittens	G 25:42	2-6	0-1	0-0	1 2 3	3 0	4	0	0	2	0	-1	
2 Asim Jones	G 22:04	3-7	0-0	0-0	0 1 1	0 1	6	3	1	0	0	-8	
11 Jayden Brewer	G 22:23	3-8	0-0	2-2	0 4 4	0 2	8	1	2	0	1	-10	
3 Ashton Williamson	27:55	3-5	0-0	0-1	0 1 1	2 2	6	2	3	1	0	0	
10 Travis Gray	15:53	1-6	0-4	1-2	0 1 1	2 1	3	1	1	1	0	0	
12 Dante Wilcox	07:18	0-0	0-0	0-0	0 0 0	1 0	0	0	0	0	0	1	
0 Okechukwu Okeke	11:53	2-3	0-0	0-0	1 4 5	1 2	4	0	0	0	0	12	
25 Kole Williams	13:40	2-3	0-1	0-0	0 0 0	2 1	4	1	0	1	0	-1	
8 Jaden Grant	06:40	0-0	0-0	0-0	0 1 1	2 0	0	1	0	0	0	0	
Team					3 1 4		0		0				
Totals		26-56	1-9	5-11	8 25 33	18 16	58	10	11	5	3 4	-2	
Technical Fouls: NONE													

Biggest lead																		
5 (2 nd 9:03) 3 (1 st 10:25)																		
Best Scoring Run																		
7 (2 nd 9:03) 5 (1 st 3:23)																		
Lead Changes																		
23																		
Times Tied																		
13																		
Time with Lead																		
21:43 09:46																		



Official Basketball Box Score - Final
Northeastern at FGCU
11/23/24 Alco Arena, Fort Myers, Fla.
2024-25 Men's Basketball

Game Time: 1:00 PM
Game Duration: 1:53
Attendance: 1,543

Officials: Landon Brandes, Nelson Santiago, Byron Roiser

Northeastern - 59				Record: 5-1									
NO. Name		Min	FG M-A	3P M-A	FT M-A	Rebounds OR DR TOT	Fouls PF FD	TP	AS	TO	ST	Blocks BS BA	+/-
45	Collin Metcalf	C 19:24	2-3	0-0	1-2	1 4 5	3 1	5	0	1	0	3	-14
3	LA Pratt	G 32:28	1-6	1-5	0-0	1 4 5	2 1	3	1	0	0	1	-8
4	Rashad King	G 37:20	8-13	3-5	0-1	0 8 8	0 1	19	4	2	0	2	0
10	Harold Woods	G 37:59	4-13	1-2	2-2	4 7 11	0 4	11	6	2	0	0	1
20	Ryan Williams	G 12:35	0-5	0-3	0-0	0 0 0	0 0	0	1	0	0	0	-1
1	Masai Troutman	21:21	6-10	2-3	3-5	0 1 1	1 5	17	0	2	0	0	11
7	Youri Fritz	18:00	2-2	0-0	0-1	0 2 2	3 1	4	0	0	2	1	0
11	JB Frankel	12:48	0-3	0-2	0-0	0 0 0	2 1	0	1	0	1	0	14
22	Luca Soria	05:29	0-1	0-0	0-0	1 1 2	1 0	0	1	0	0	0	-1
30	Sam Thomson	02:36	0-0	0-0	0-0	0 0 0	0 0	0	0	0	0	0	-2
Team						0 1 1		0		2			
Totals			23-56	7-20	6-11	7 28 35	12 14	59	14	9	3	6 2	4
Technical Fouls: NONE													

GCU - 55				Record: 1-5									
NO. Name	Min	FG M-A	3P M-A	FT M-A	Rebounds OR DR TOT	Fouls PF FD	TP	AS	TO	ST	Blocks BS BA	+/-	
10 Michael Duax	F 29:39	0-3	0-1	0-0	2 7 9	4 2	0	3	2	0	2	-4	
32 Keeshawn Kellman	F 03:06	2-2	1-1	0-0	0 1 1	0 0	5	1	0	1	0	7	
3 Zavian McLean	G 31:36	2-6	1-2	1-2	2 0 2	0 1	6	3	1	0	0	2	
23 Dallan Johnson	G 36:19	6-14	4-10	2-3	0 0 0	0 2	18	1	2	1	0	0	
24 Jevin Muniz	G 37:56	3-14	1-5	0-2	1 6 7	2 3	7	4	1	1	0	2	
6 Rory Stewart	29:36	4-11	3-10	2-2	2 6 8	4 2	13	1	2	0	0	-1	
1 Rahmir Barno	21:26	2-7	0-1	0-0	0 4 4	3 1	4	3	1	1	0	-8	
2 Darren Williams	05:03	0-1	0-1	0-0	0 1 1	1 0	0	0	0	0	0	-7	
21 Tristen Guillouette	05:19	1-1	0-0	0-0	1 0 1	0 1	2	0	1	0	0	-6	
Team					3 1 4	0		0					
Totals		20-59	10-31	5-9	11 26 37	14 12	55	16	10	4	2	-4	
Technical Fouls: NONE													

2024-25 GAME-BY-GAME BOX SCORES

GAME 9 | VS. LA SALLE | W, 82-68



Official Basketball Box Score - Final
La Salle at Northeastern
12/03/24 Matthews Arena, Boston
2024-25 Northeastern Basketball

Game Time: 7:00 PM
Game Duration: 1:48
Attendance: 687

Officials: Jeffrey Clark, Ed Corles, Nathan Hall

La Salle - 68

Record: 6-3

NO. Name		Min	FG M/A	3P M/A	FT M/A	Rebounds OR DR TOT	Fouls PF FD	TP	AS	TO	ST	Blocks BS BA	+/-
14 Demetrius Lilley	F	16:25	2-10	0-3	0-0	3 6 9	1 0	4	1	0	1	0	1
0 Andres Marrero	G	25:12	1-9	0-5	0-0	1 2 3	2 0	2	0	2	2	0	0
1 Jahlil White	G	26:07	3-9	0-1	1-3	2 2 4	5 3	7	0	3	1	1	2
2 Corey McKeithan	G	33:50	7-14	5-8	2-2	0 1 1	3 3	21	2	4	3	0	2
13 Daeshon Shepherd	G	36:12	6-12	2-3	4-4	2 2 4	2 3	18	0	2	0	0	1
24 Deuce Jones		27:01	2-5	0-0	0-0	1 2 3	1 3	4	3	5	2	3	1
34 Tunde Vahlgren Fasasi		26:13	4-6	1-3	2-2	0 4 4	1 1	11	3	1	3	0	0
21 Mac Etienne		07:33	0-2	0-0	1-2	2 1 3	0 1	1	0	0	0	0	1
7 Ryan Zan		01:27	0-0	0-0	0-0	0 0 0	0 0	0	0	0	0	0	0
Team						1 0 1	0	0	0	0	0		
Totals			25-67	8-23	10-13	12 20 32	15 14	68	9	17	12	4	8

Technical Fouls: NONE

Northeastern - 82

Record: 6-3

NO. Name	Min	FG M-A	3P M-A	FT M-A	Rebounds OR DR TOT	Fouls PF FD	TP	AS	TO	ST	Blocks BS BA	+/-
45 Collin Metcalf	C 18:20	4-5	0-0	1-2	3 7 10	2 2	9	1	2	1	6	0
3 LA Pratt	G 34:18	4-9	1-4	2-4	0 2 2	1 4	11	4	2	4	1	1
4 Rashad King	G 35:52	6-8	2-3	2-2	1 8 9	2 1	16	7	3	2	1	0
8 William Kermoury	G 19:09	1-7	1-5	0-0	0 2 2	1 3	3	3	4	1	0	0
10 Harold Woods	G 30:03	8-15	0-0	1-1	3 7 10	0 1	17	2	2	1	0	1
1 Masai Troutman	17:48	6-10	3-4	2-2	0 0 0	2 2	17	0	3	1	0	1
2 Alexander Nwagha	07:58	2-3	0-0	0-0	0 1 1	3 0	4	0	1	0	0	0
7 Youri Fritz	16:48	1-1	0-0	0-0	1 1 2	3 2	2	0	0	1	0	0
11 JB Frankel	13:38	1-3	1-2	0-0	0 0 0	0 0	3	1	0	0	0	0
20 Ryan Williams	02:07	0-2	0-1	0-0	0 0 0	0 0	0	0	0	0	0	0
22 Luca Soria	03:59	0-0	0-0	0-0	0 0 0	0 0	0	0	0	0	0	0
Team					0 0 0	0	0	0	1			
Totals		33-63	8-19	8-11	8 28 36	14 15	82	18	18	11	8	4

Technical Fouls: NONE

	LAS	NOR
Biggest lead	0 (1 st 20:00)	15 (2 nd 01:17)
Best Scoring Run	11 (2 nd 10:26)	10 (1 st 17:01)
Lead Changes	0	
Times Tied	0	
Time with Lead	00:00	39:19
Points from Turnovers	22	20
Paint	28	46
Second Chance	7	15
Fast Breaks	16	12
Bench	16	26
Period by Period Scoring		
1st	LAS 27	NOR 41
2nd	LAS 21	NOR 51
TOT	LAS 48	NOR 92

Shooting By Period	
1 st FG%	10-34 29.4%
3PT%	2-10 20.0%
FT%	5-7 71.4%
2 nd FG%	15-33 45.5%
3PT%	6-13 46.2%
FT%	5-6 83.3%
GM FG%	25-67 37.3%
3PT%	8-23 34.8%
FT%	10-13 76.9%
Dead Ball Rebounds:	3, 2

GAME 11 | AT OLD DOMINION | W, 75-71



Official Basketball Box Score - Final
Northeastern at Old Dominion
12/15/24 Charlayne Arena, Norfolk
2024-25 Men's Basketball

Game Time: 1:00 PM
Game Duration: 2:05
Attendance: 4,050

Officials: Vladimir Voyard-Tadli, Chuck Jones, Trey Byrnes

Northeastern - 75

Record: 8-3

NO.	Colin	Min	FG	3P	FT	Rebounds	PF	FD	TP	AS	TO	ST	Blocks	BA	+/-
45	Collin Metcalf	C 27:05	1-5	0-0	5-6	6 4 10	3 4	7	1	2	0	2	1	1	1
3	LA Pratt	G 32:14	7-14	0-2	1-2	1 5 6	2 1	15	2	4	1	0	1	0	-3
4	Rashad King	G 37:17	6-13	3-8	6-9	2 7 9	3 7	21	4	1	1	1	0	0	8
8	William Kermoury	G 25:16	2-6	2-5	2-4	0 2 2	3 2	8	0	1	0	0	0	0	3
10	Harold Woods	G 35:39	4-13	1-3	0-0	3 10 13	0 0	9	4	2	0	0	2	7	
1	Masai Troutman	20:17	4-7	0-3	7-9	1 2 3	1 6	15	1	1	2	0	0	0	-1
2	Alexander Nwagha	05:04	0-0	0-0	0-0	0 0 0	0 0	0	0	0	0	0	0	0	-1
7	Youri Fritz	10:25	0-2	0-0	0-0	0 0 0	1 1	0	0	0	0	0	0	1	1
11	JB Frankel	06:43	0-0	0-0	0-0	0 0 0	3 0	0	0	1	1	0	0	0	5
Team						2 1 3	0	0	0						
Totals			24-60	6-21	21-30	15 31 46	16 21	75	14	12	4	3	5	4	

Technical Fouls: NONE

Old Dominion - 71

Record: 3-8

NO. Name	Min	FG M-A	3P M-A	FT M-A	Rebounds OR DR TOT	Fouls PF FD	TP	AS	TO	ST	Blocks BS BA	+/-	
0 Stephann Walker	F 34:41	4-8	0-2	1-1	4 10 14	2 1	9	0	1	1	0	-7	
6 Sean Durugordon	F 20:11	5-11	0-2	0-0	2 2 4	2 0	10	0	1	1	0	-13	
35 Caden Swanton-Rodger	C 21:33	5-7	0-0	2-2	4 2 6	3 2	12	2	2	0	3	-6	
4 Robert Davis Jr.	G 39:06	5-12	5-7	2-3	1 5 6	2 2	17	3	1	0	0	-4	
10 Jaden Johnson	G 37:06	2-9	0-0	1-7	1 2 3	4 7	5	8	4	2	0	2	
13 Devin Ceaser	18:42	1-10	0-4	1-2	0 0 0	4 1	3	1	0	0	0	1	
42 Ben Nacey	12:09	3-5	0-0	0-0	0 1 1	2 0	6	0	0	0	0	-5	
23 R.J. Blakney	11:34	3-5	1-3	2-4	1 0 1	2 3	9	0	0	0	0	10	
31 Caden Diggs	04:58	0-1	0-0	0-0	0 2 2	0 0	0	0	0	0	0	2	
Team					2 0 2	0	0	0					
Totals		28-68	6-18	9-19	15 24 39	21 16	71	14	9	5	5	3	-4

Technical Fouls: NONE

	NEU	ODU
Biggest lead	14 (2 nd 8:50)	3 (1 st 17:17)
Best Scoring Run	9 (1 st 13:39)	6 (1 st 10:45)
Lead Changes	3	
Times Tied	1	
Time with Lead	36:27	02:18
Points from Turnovers	10	15
Paint	36	42
Second Chance	12	17
Fast Breaks	18	8
Bench	15	18
Period by Period Scoring		
1st	NEU 31	ODU 44
2nd	NEU 44	ODU 75
TOT	NEU 75	ODU 119

GAME 10 | VS. COLGATE | W, 78-75



Official Basketball Box Score - Final
Colgate at Northeastern
12/08/24 Matthews Arena, Boston
2024-25 Northeastern Basketball

Game Time: 2:00 P
Game Duration: 2:
Attendance: 1,01

Officials: Greg Evans, Nick Terry, John Cahill

Colgate - 75

Record: 2-8

No.	Name	Min	FG	3P	FT	Rebounds		Fouls	TP	AS	TO	ST	Blocks		BS	BA	
			M-A	M-A	M-A	OR	DR	PF					FD	B			A
33	Sam Wright	F 13:19	0-2	0-1	0-2	0	1	3	2	0	0	0	0	0	0	0	-13
1	Brady Cummins	G 28:33	5-9	3-6	2-4	1	1	2	3	15	0	0	1	0	0	1	-5
3	Jalen Cox	G 32:07	3-5	0-0	8-8	0	6	6	2	14	4	5	3	4	0	1	2
5	Nicolas Louis-Jacques	G 31:16	4-10	1-3	5-5	0	1	1	4	14	0	3	1	0	1	0	-1
25	Parker Jones	G 30:44	4-11	3-9	2-2	0	5	5	5	13	2	2	4	2	0	0	-1
10	Chandler Baker	19:51	5-10	2-4	0-0	0	0	0	2	12	0	1	1	0	0	0	-3
2	Blake Forrest	14:27	0-3	0-0	2-3	0	1	1	1	2	2	0	1	0	0	0	-1
9	Cameron Brennan	08:50	2-2	0-0	1-1	2	0	2	3	1	5	1	1	0	0	0	-2
13	Kyle Carlesimo	02:02	0-0	0-0	0-0	0	0	0	0	0	0	0	0	0	0	0	-3
23	Cooper Wright	18:52	0-0	0-0	0-1	2	0	2	3	3	0	1	1	2	0	0	12
Team						1	0	1	0	1	1						
Totals			23-52	9-23	20-26	6	15	21	23	19	75	11	12	14	2	3	-3

Technical Fouls: NONE

Northeastern - 78

Record: 7-3

NO. Name		Min	FG M-A	3P M-A	FT M-A	Rebounds OR DR TOT	Fouls PF FD	TP	AS	TO	ST	Blocks BS BA	+
45 Colin Metcalf	C	13:14	2-4	0-0	0-1	1 3 4	3 2 4	0	2	0	1	1	-
3 LA Pratt	G	24:30	4-7	0-2	0-0	0 2 2	0 1 8	4	2	0	0	0	-
4 Rashad King	G	37:24	8-13	2-5	5-7	3 5 8	1 5 23	1	3	1	0	0	-
8 William Kermoury	G	18:14	1-2	1-2	0-0	0 3 3	1 3 3	2	2	1	0	0	-1
10 Harold Woods	G	29:43	5-7	1-1	2-4	1 5 6	3 3 13	2	5	0	0	0	5
1 Masai Troutman		22:43	2-7	1-2	7-9	1 2 3	3 5 12	1	1	0	0	1	5
2 Alexander Nwagha		12:34	1-2	0-0	0-0	1 1 2	1 0 2	0	1	0	2	0	0
7 Youri Fritz		19:31	3-3	0-0	2-4	4 2 6	3 4 8	0	0	3	0	0	11
11 JB Frankel		15:07	0-3	0-3	3-4	0 1 1	2 2 3	1	0	0	0	0	6
30 Sam Thomson		02:25	0-1	0-0	0-0	0 1 1	0 0 0	0	0	0	0	0	2
22 Luca Soria		01:26	0-0	0-0	0-0	0 0 0	0 0 0	0	0	1	0	0	-3
20 Ryan Williams		03:09	1-1	0-0	0-0	0 0 0	0 0 2	0	1	0	0	0	3
Team						0 1 1		0	0				
Totals			27-50	5-15	19-29	11 26 37	19 23	78	11	18	5	3 2	3

Technical Fouls: NONE

	COL	NOR
Biggest lead	10 (1 st 2:00)	11 (2 nd 2:40)
Best Scoring Run	11 (1 st 4:15)	12 (2 nd 18:08)
Lead Changes	8	
Times Tied	6	
Time with Lead	10:32	26:53
Points from Turnovers	23	8
Paint	28	42
Second Chance	7	17
Fast Breaks	19	14
Bench	19	27
Period by Period Scoring		
1st	COL 32	NOR 43
2nd	COL 43	NOR 75
TOT	COL 75	NOR 118

Shooting By Period	
1 st FG%	11-23 47.8%
3PT%	2-7 28.6%
FT%	4-5 80%
2 nd FG%	16-27 59.3%
3PT%	3-8 37.5%
FT%	15-24 62.5%
GM FG%	27-50 54.0%
3PT%	5-15 33.3%
FT%	19-29 65.5%
Dead Ball Rebounds:	7, 1

GAME 12 | AT MASSACHUSETTS | L, 72-77



Official Basketball Box Score - Final
Northeastern at Massachusetts
12/18/24 Mullins Center, Amherst
2024-25 Men's Basketball

Game Time: 7:00 PM
Game Duration: 1:59
Attendance: 2,033

Officials: Roger Ayers, Tommy Morrissey, Tony Henderson

GAME 13 | AT NORTHWESTERN | L, 60-85



Official Basketball Box Score - Final
Northeastern at Northwestern
12/29/24 Welsh-Ryan Arena, Evanston
2024-25 Men's Basketball

Game Time: 12:30 PM
Game Duration: 1:44
Attendance: 5,944

Officials: James Breeding, Rob Kuennen, Chad Barlow

Northeastern - 60

Record: 8-5

NO.	Name	Min	FG M-A	3P M-A	FT M-A	Reb	DR	OR	Fouls PF	TP	AS	TO	ST	Blocks BS	BA	+/-	
45	Colin Metcalf	C 25:09	1-1	0-0	0-0	2	4	6	2	2	2	3	3	0	1	0	-3
1	Masai Troutman	G 34:15	5-9	4-5	3-4	0	1	1	3	4	17	3	3	0	0	0	-13
3	LA Pratt	G 39:06	8-12	2-6	0-0	1	6	7	4	5	18	4	4	1	0	0	-25
4	Rashad King	G 29:23	3-11	2-5	0-0	0	3	3	2	0	8	1	3	1	0	1	-30
10	Harold Woods	G 32:27	4-6	0-1	0-0	0	2	2	2	2	8	1	6	0	0	0	-26
2	Alexander Nwagha	14:17	2-2	0-0	0-0	0	1	1	5	0	4	2	2	0	0	0	-8
11	JB Frankel	19:07	1-6	1-5	0-0	2	0	2	1	0	3	1	0	1	0	0	-10
20	Ryan Williams	01:22	0-0	0-0	0-0	0	0	0	0	0	0	0	0	0	0	0	-1
30	Sam Thomson	04:54	0-0	0-0	0-0	0	0	0	0	0	0	0	0	0	0	0	-9
						2			1			3					
Totals			24-47	9-22	3-4	7	18	25	19	13	60	15	22	3	1	1	-25

Technical Fouls: NONE

Northwestern - 85

Record: 10-3

NO.	Name	Min	FG M-A	3P M-A	FT M-A	Rebounds		Fouls		TP	AS	TO	ST	Blocks		+/-	
						OR	DR	TOT	PF	FD				BS	BA		
2	Nick Martinelli	F 33:37	6-13	1-5	3-6	1	1	2	2	6	16	1	3	0	0	0	21
34	Matthew Nicholson	C 24:23	3-5	0-0	1-2	4	2	6	1	1	7	0	0	1	1	0	20
1	Jalen Leach	G 32:32	4-8	3-5	0-0	0	0	0	2	2	11	4	2	2	0	0	29
3	Ty Berry	G 32:03	8-10	5-7	2-2	2	1	3	2	1	23	2	0	3	0	0	19
13	Brooks Barnhizer	G 39:17	7-13	0-3	8-10	0	10	10	0	7	22	7	0	5	0	1	23
20	Justin Mullins	16:14	1-3	0-2	2-2	1	1	2	3	2	4	3	0	4	0	0	6
33	Luke Hunger	15:37	0-3	0-3	0-0	0	2	2	1	0	0	0	0	1	0	0	5
24	K.J. Windham	02:47	0-0	0-0	0-0	0	0	0	2	0	0	0	0	0	0	0	0
44	Angelo Claravino	02:47	1-1	0-0	0-0	0	0	0	0	0	2	0	0	0	0	0	0
43	Blake Smith	00:43	0-0	0-0	0-0	0	0	0	0	0	0	0	0	0	0	0	2
Team						2	0	2			0		0				
Totals			30-56	9-25	16-22	10	17	27	13	19	85	17	6	15	1	1	25

Technical Fouls: NONE

	NE		NW		Points from Turnovers	NE	NW	Period by Period Scoring		
	1st	2nd	1st	2nd		1st	2nd	TOT		
Biggest lead	13 (1 st 13:49)	25 (2 nd 2:50)				5	34			
Best Scoring Run	9 (1 st 15:12)	10 (2 nd 13:13)			Paint	24	36			
Lead Changes		3			Second Chance	11	10	NE	33	27
Times Tied		2			Fast Breaks	4	24			
Time with Lead	16:20	22:03			Bench	7	6	NW	35	50
									85	

GAME 15 | VS. HOFSTRA | JANUARY 4

GAME 16 | AT TOWSON | JANUARY 9

2024-25 NORTHEASTERN BASKETBALL NUMERICAL ROSTER

#	Name	Cl	Pos	Ht	Wt	Hometown	High School	Last Team
0	Nate Francois	Sr.	G	6-1	200	Boston, Mass.	Brighton High School	
1	Masai Troutman	Jr.	G	6-4	202	Frederick, Md.	St. Andrew's Episcopal School	
2	Alexander Nwagha	Gr.	F	6-7	233	Milton, Ontario	Orangeville Prep	
3	LA Pratt	Jr.	G	6-5	192	Columbus, Ohio	Lincoln Park	Elon
4	Rashad King	Jr.	G	6-6	204	Evans, Ga.	Evans High School	
7	Youri Fritz	Jr.	F	6-8	215	Tiel, Netherlands	Leidsche Rijn College	Canisius
8	William Kermoury	So.	G	6-5	194	Stockholm, Sweden	Sodertalje BBK	
10	Harold Woods	Jr.	G	6-5	215	Hammond, Ind.	Hammond High School	
11	JB Frankel	So.	G	6-3	192	New York, N.Y.	Brewster Academy	
20	Ryan Williams	Fr.	G	6-4	180	Phoenixville, Pa.	Malvern Prep	
22	Luca Soroa	Fr.	G	6-6	195	Valencia, Spain	Team Speights	
30	Sam Thomson	Gr.	F	6-8	232	Kitchener-Waterloo, Ontario	Brooks School	Colgate
45	Collin Metcalf	Jr.	C	6-9	233	Nortof, Germany	Humphreys High School	

2024-25 NORTHEASTERN BASKETBALL COACHES AND STAFF // PRONUNCIATIONS

Head Coach	Bill Coen (Hamilton '83)	Youri Fritz	your-ee
Assistant Coach	Brian McDonald (Northeastern '10)	William Kermoury	ker-more-ee
.....	Matt Janning (Northeastern '10)	Alexander Nwagha	wah-gah
.....	Joel Smith (Northeastern '12)	LA Pratt	l-a (two letters)
Director of Operations	Patrick Isberg (Northeastern '23)	Luca Soroa	sore-row-ah
Coor. of Basketball Advancement	Tom Murphy (Springfield '60)	Masai Troutman	muh-sigh
Athletic Trainer	Jackie Kluge (Toronto '21)		
Communications	Matt Houde (Massachusetts '11)		

2024-25 NORTHEASTERN BASKETBALL ALPHABETICAL ROSTER

#	Name	Cl	Pos	Ht	Wt	Hometown	High School	Last Team
0	Nate Francois	Sr.	G	6-1	200	Boston, Mass.	Brighton High School	
11	JB Frankel	So.	G	6-3	192	New York, N.Y.	Brewster Academy	
7	Youri Fritz	Jr.	F	6-8	215	Tiel, Netherlands	Leidsche Rijn College	Canisius
8	William Kermoury	So.	G	6-5	194	Stockholm, Sweden	Sodertalje BBK	
4	Rashad King	Jr.	G	6-6	204	Evans, Ga.	Evans High School	
45	Collin Metcalf	Jr.	C	6-9	233	Nortof, Germany	Humphreys High School	
2	Alexander Nwagha	Gr.	F	6-7	233	Milton, Ontario	Orangeville Prep	
3	LA Pratt	Jr.	G	6-5	192	Columbus, Ohio	Lincoln Park	Elon
22	Luca Soroa	Fr.	G	6-6	195	Valencia, Spain	Team Speights	
30	Sam Thomson	Gr.	F	6-8	232	Kitchener-Waterloo, Ontario	Brooks School	Colgate
1	Masai Troutman	Jr.	G	6-4	202	Frederick, Md.	St. Andrew's Episcopal School	
20	Ryan Williams	Fr.	G	6-4	180	Phoenixville, Pa.	Malvern Prep	
10	Harold Woods	Jr.	G	6-5	215	Hammond, Ind.	Hammond High School	



Bill Coen

Head Coach

19th Season • Hamilton '83

AWARDS AND HONORS

- All-time Northeastern record 290 wins
- All-time leader in the CAA (regular season + postseason) with 186 wins
- 2018 CAA Coach of the Year
- 2010 and '13 USBWA District I Coach of the Year
- 2013 Hugh Durham National Coach of the Year Finalist
- 2013 and '18 NABC District 10 Coach of the Year

COACHING EXPERIENCE

2006-pr.	Northeastern (Head Coach)
	2021 CAA Regular Season Co-Champions
	2019 NCAA First Round
	2019 CAA Champions
	2018 CAA Regular Season Champions
	2015 NCAA First Round
	2015 CAA Champions
	2015 CAA Regular Season Champions
	2013 CAA Regular Season Champions
2001-06	Boston College (Assoc. Head Coach)
	2006 NCAA Regional Semifinals
	2005 NCAA Second Round
	2004 NCAA Second Round
	2003 NIT First Round
	2002 NCAA First Round
1997-01	Boston College (Assistant Coach)
	2001 NCAA Second Round
1989-97	Rhode Island (Assistant Coach)
	1997 NCAA First Round
	1996 NIT Third Round
	1993 NCAA Second Round
	1992 NIT Third Round
1987-89	Hamilton (Assistant Coach)

Bill Coen is the all-time winningest coach in Northeastern and CAA basketball history, and has led the Huskies to a CAA-best four regular-season championships since 2006 and two NCAA tournaments over the last 10 seasons. Coen has recruited some of the most talented players across the globe, including 28 players that have gone on to play professional basketball.

Coen owns the all-time CAA record with 19 tournament wins and 188 regular season and postseason victories. The Huskies are an impressive 13-8 (.619) in the CAA tournament since 2015, and have advanced to the CAA quarterfinals in all but one of Coen's 18 seasons at the helm.

The Huskies lead the conference with 169 league wins since Coen's arrival in 2005-06, and produced 34 All-CAA first team selections and nine All-Rookie accolades. Northeastern became the fifth program in CAA history to make three consecutive trips to the championship game in 2018, '19 and '20, and have advanced to the semifinals in four of the last seven seasons.

NCAA TOURNAMENTS

2015: The Huskies captured their first-ever CAA tournament championship, defeating No. 1 seed William & Mary, 71-60 in Royal Farms Arena in Baltimore, Md., and Quincy Ford earned Most Valuable Player. Northeastern took on No. 9 Notre Dame in the first round of the NCAA tournament, and the Huskies had the ball in the final seconds with a change to tie or take the lead, but turned it over with two seconds left as the Irish held on to defeat NU, 69-65, in Pittsburgh inside the CONSOL Energy Center.

2019: After falling in overtime in the 2018 CAA title game, the Huskies rebounded by defeating the top seed Hofstra in the CAA championship game, 82-74, behind a tremendous performance from tournament MVP Vasa Pusica. The Huskies drew No. 17 Kansas in the opening round out in Salt Lake City, Utah, falling 87-53.

CAA CHAMPIONSHIP GAMES

The Huskies lead the conference with five championship game appearances since 2013. Northeastern made three straight title games from 2018-20, and advanced to the semifinal round in each of the last four seasons.

BOSTON CONNECTIONS

Coen has built a reputation for success in the Boston area. He came to Northeastern after spending nine seasons coaching at Boston College. A longtime member of head coach Al Skinner's staff, Coen served four years as an assistant coach before being promoted to the role of associate head coach in May 2001.

During Coen's nine years at Boston College, the Eagles posted a 175-108 (.618) overall record and enjoyed six postseason berths, while winning three Big East regular season crowns. In 2000-01, the Eagles went 27-5 and defeated Pittsburgh to take home the school's first-ever Big East Tournament Championship. Between 2000-01 and 2005-06, the Eagles posted the most victories in any six-year span in school history. BC entered the ACC in 2005-06, and made a run to their first NCAA Sweet 16 since the 1991 season in 2006, falling to Villanova in a thrilling overtime game, 60-59.

RHODE ISLAND

Prior to his arrival in Boston, Coen worked under Skinner for eight seasons at the University of Rhode Island, six as an assistant coach and two as a graduate assistant. During that time, the Rams enjoyed four seasons of postseason play, heading to the NCAA Tournament in 1993 and 1997, while receiving NIT bids in 1992 and 1996. Combined, the Rams' postseason record while Coen was on staff was 5-4. In 1991, Coen received his MBA from Rhode Island.

UNDERGRADUATE WORK

A 1983 graduate of Hamilton College in Clinton, N.Y., Coen played four years for the Continentals, winning three ECAC Championships. As a senior, he served as team captain and led Hamilton to a national ranking.

After graduation, Coen spent three years working in the computer software industry, before accepting his first coaching position at Canajoharie (N.Y.) High School. In his one year as head coach, he led the school to a 19-3 mark and was named Coach of the Year. The following year, he returned to his alma mater and served two seasons as assistant varsity coach and head junior varsity coach. During his tenure, Hamilton compiled a 38-10 mark.

Coen is an active member of the National Association of Basketball Coaches (NABC) and resides in Charlestown.



**Brian McDonald**

Assistant Coach
Northeastern '10

Coaching Career

• **Northeastern (2013-Pres.)**

- The former Northeastern player begins his 15th season on Huntington Avenue
- Named Under Armour's 30-under-30 in 2016, presented by the NABC
- Began his coaching career at Northeastern immediately following his playing career as a Manager (2010-13)
- Works primarily with the guards and the Huskies have won five CAA titles and a CAA-best 104 league wins while he has been on the coaching staff
- Under his tutelage, Tyson Walker earned a spot on the CAA All-Rookie Team, TJ Williams was named CAA Player of the Year and garnered All-America honorable mention honors, and Jordan Roland won the CAA scoring title in 2019-20, finishing 10th in the country (21.9 ppg)
- Appeared in 38 career games for the Huskies and helped lead the team to back-to-back postseason appearances in 2009 and '10

**Matt Janning**

Assistant Coach
Northeastern '10

Coaching Career

• **Northeastern (2024-Pres.)**

- Returned to his alma mater after a 13-year professional basketball career that saw stops in the NBA, NBA G League and overseas
- Enjoyed an outstanding four years on Huntington Avenue, finishing his collegiate career ranked fourth all-time with 1,836 points behind only Reggie Lewis, JJ Barea and Pete Harris
- Led the Huskies in scoring during his sophomore, junior and senior seasons, and is still fifth on Northeastern's career record list for made three-point field goals (223), sixth in made field goals (639) and eighth in assists (352)
- Is a three-time All-CAA honoree, including two first team nods, and a three-time CAA All-Academic Team member
- Will be inducted into the Northeastern Athletics Hall of Fame this fall

**Joel Smith**

Assistant Coach
Northeastern '12

Coaching Career

• **Northeastern (2021-Pres.)**

- Arrived at Northeastern after spending three seasons at the University of New Haven as the director of recruiting and was responsible for player development.
- There he helped the Chargers finish second in their conference and a NCAA East Region semifinals game in 2018-19, and followed that up with another Northeastern-10 Conference championship game appearance in 2019-20
- Began his career as a graduate assistant with the men's basketball team at Northeastern in 2013-14. Also spent time in the Northeastern Business Office (2012-18) and worked as the video coordinator for the men's basketball team (2016-18).
- Received a bachelor's degree and master's degree from Northeastern in 2012 and 2016
- Played professional basketball for two seasons for Artenas in Argentina in 2013-14, and averaged 16.0 points per game for Correcaminos UAT in Mexico.

**Tom Murphy**

Director of
Basketball Advancement
Springfield '60

Coaching Career

• **Northeastern (2006-Pres.)**
• SUNY Poly (2005-06)
• Hamilton (1970-2004)

- **Ranks inside the top 50 for winning pct. (.693) and top 100 for wins (618) all-time in NCAA history**
- Formerly served as Associate Head Coach at Northeastern over four seasons and enters his 18th year
- Responsible for head coach Bill Coen's development as a player and a coach
- Has 36 years of head coaching experience, spending 34 at Hamilton College where he coached Bill Coen
- Gave Coen his first coaching job at Hamilton where he was an assistant under him from 1987-89
- Posted a 602-263 record, leading Hamilton to 30 postseason berths and 16 seasons of 20 or more wins
- Inducted into the New York, Utica & SUNY halls of fame & was named the March of Dimes Coach of the Year in 1999
- A five-time New York State Coach of the Year, a three-time District Coach of the Year and was named the National Coach of the Year in 1979
- Coached 20 All-Americans and a pair of National Players of the Year

**Patrick Isberg**

Director of Operations
Northeastern '23

- Elevated to Director of Operations in 2024 after spending the 2023-24 season as a graduate manager.
- Was a five-year student manager as an undergraduate, serving as head manager for his final three years.
- Responsibilities include the coordination of team travel, management of the men's basketball office and serving as the liaison with department support services, among other duties.



SENIOR | GUARD | 6-1 | 200 | BOSTON, MASS. | BRIGHTON HIGH SCHOOL

2024-25 SEASON HIGHS

POINTS	1	vs. Harvard (11/13/24)
REBOUNDS	n/a	
FG MADE	n/a	
FG ATTEMPTS	n/a	
3FG MADE	n/a	
3FG ATTEMPTS	n/a	
FT MADE	1	vs. Harvard (11/13/24)
FT ATTEMPTS	2	vs. Harvard (11/13/24)
ASSISTS	n/a	
BLOCKS	n/a	
STEALS	1	vs. Harvard (11/13/24)
MINUTES	2	vs. Harvard (11/13/24)

CAREER HIGHS

POINTS	1	vs. Harvard (11/13/24)
REBOUNDS	n/a	
FG MADE	n/a	
FG ATTEMPTS	n/a	
3FG MADE	n/a	
3FG ATTEMPTS	n/a	
FT MADE	1	vs. Harvard (11/13/24)
FT ATTEMPTS	2	vs. Harvard (11/13/24)
ASSISTS	n/a	
BLOCKS	n/a	
STEALS	1	vs. Harvard (11/13/24)
MINUTES	2	vs. Harvard (11/13/24)

CAREER STATISTICS

	GP-GS	MIN/AVG	TOTAL		3-POINT		F-THROWS		REBOUNDS				PF	FO	AST	TO	BLK	STL	PTS	AVG
			FG-FGA	FG%	3FG-FGA	3FG%	FT-FTA	FT%	OFF	DEF	TOT	AVG								
2024-25	3-0	4/1.4	0-0	.000	0-0	.000	1-2	.500	0	0	0	0.0	2	0	0	1	0	1	1	0.3
TOTAL	3-0	4/1.4	0-0	.000	0-0	.000	1-2	.500	0	0	0	0.0	2	0	0	1	0	1	1	0.3



JUNIOR | GUARD | 6-4 | 202 | FREDERICK, MD. | ST. ANDREW'S EPISCOPAL SCHOOL

2024-25 SEASON HIGHS

POINTS	18	at Massachusetts (12/18/24)
REBOUNDS	4	at Vermont (11/30/24)
FG MADE	6 (twice)	last vs. La Salle (12/3/24)
FG ATTEMPTS	14	at Massachusetts (12/18/24)
3FG MADE	4	at Northwestern (12/29/24)
3FG ATTEMPTS	7	at Massachusetts (12/18/24)
FT MADE	7 (twice)	at Old Dominion (12/15/24)
FT ATTEMPTS	9 (twice)	at Old Dominion (12/15/24)
ASSISTS	3	at Northwestern (12/29/24)
BLOCKS	1	vs. CSU Bakersfield (11/24/24)
STEALS	2	at Old Dominion (12/15/24)
MINUTES	34	at Northwestern (12/29/24)

CAREER HIGHS

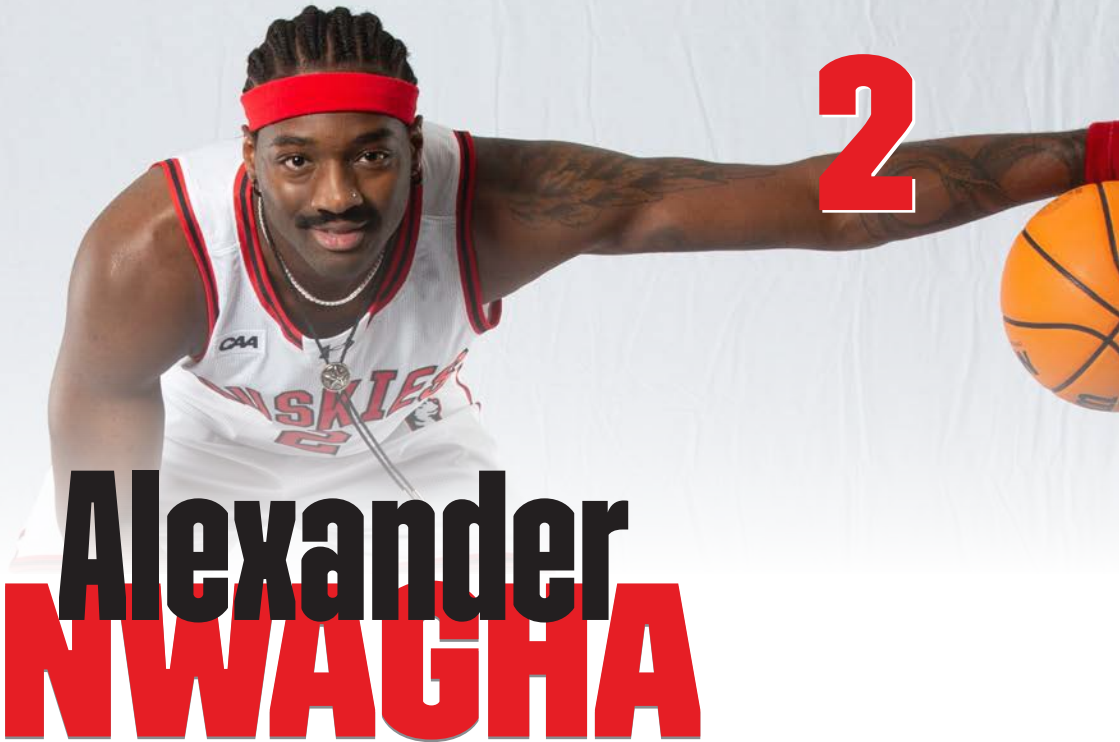
POINTS	20	at Stony Brook (1/19/23)
REBOUNDS	9	vs. Stony Brook (1/4/24)
FG MADE	6 (6x)	last vs. La Salle (12/3/24)
FG ATTEMPTS	16	vs. Stony Brook (3/9/24)
3FG MADE	4 (3x)	last at Northwestern (12/29/24)
3FG ATTEMPTS	7	at Massachusetts (12/18/24)
FT MADE	8 (twice)	last at Central Conn. (12/19/23)
FT ATTEMPTS	12	at Georgia Tech (12/2/22)
ASSISTS	4 (twice)	last vs. Elon (2/22/24)
BLOCKS	2 (twice)	last at Drexel (3/2/24)
STEALS	3	vs. Georgia Southern (11/21/23)
MINUTES	38	vs. Vermont (12/6/23)

2024-25 GAME-BY-GAME

DATE	OPP	GS	MIN	FG-FGA	3FG-3FGA	FT-FTA	REB	PF	A	TO	BLK	STL	PTS
Nov. 4	at BU					-- DNP --							
Nov. 10	PRIN					-- DNP --							
Nov. 13	HARV					-- DNP --							
Nov. 16	CCSU					-- DNP --							
Nov. 22	FIU		12:04	2-3	0-0	1-1	0-1-1	2	0	2	0	0	5
Nov. 23	FGCU		21:21	6-10	2-3	3-5	0-1-1	1	0	2	0	0	17
Nov. 24	CSUB		29:01	4-9	2-5	5-6	0-1-1	3	2	2	1	0	15
Nov. 30	UVM	*	23:23	2-9	0-2	3-4	2-2-4	0	1	2	0	1	7
Dec. 3	LAS		17:48	6-10	3-4	2-2	0-0-0	2	0	3	0	1	17
Dec. 8	GATE		22:43	2-7	1-2	7-9	1-2-3	3	1	1	0	0	12
Dec. 15	ODU		20:17	4-7	0-3	7-9	1-2-3	1	1	1	0	2	15
Dec. 18	UMA	*	33:43	5-14	2-7	6-7	2-0-2	1	0	2	0	0	18
Dec. 29	NW	*	34:15	5-9	4-5	3-4	0-1-1	3	3	3	0	0	17

CAREER STATISTICS

	GP-GS	MIN/AVG	TOTAL		3-POINT		F-THROWS		REBOUNDS				PF	FO	AST	TO	BLK	STL	PTS	AVG
			FG-FGA	FG%	3FG-FGA	3FG%	FT-FTA	FT%	OFF	DEF	TOT	AVG								
2022-23	27-9	452/16.8	52-140	.371	13-49	.265	52-75	.693	19	39	58	2.1	34	0	16	25	7	6	169	6.3
2023-24	32-32	913/28.5	105-244	.430	29-80	.363	80-107	.748	36	84	120	3.8	65	1	51	60	20	31	319	10.0
2024-25	9-3	215/23.8	36-78	.462	14-31	.452	37-47	.787	6	10	16	1.8	16	0	8	18	1	4	123	13.7
TOTAL	68-44	1580/23.2	193-462	.418	56-160	.350	169-229	.738	61	133	194	2.9	115	1	75	103	28	41	611	9.0



GRADUATE STUDENT | FORWARD | 6-7 | 233 | MILTON, ONTARIO | ORANGEVILLE PREP

2024-25 SEASON HIGHS

POINTS	14	vs. Harvard (11/13/24)
REBOUNDS	6	at Massachusetts (12/18/24)
FG MADE	6	vs. Harvard (11/13/24)
FG ATTEMPTS	7	vs. Harvard (11/13/24)
3FG MADE	n/a	
3FG ATTEMPTS	n/a	
FT MADE	2	vs. Harvard (11/13/24)
FT ATTEMPTS	3	vs. Harvard (11/13/24)
ASSISTS	2	at Northwestern (12/29/24)
BLOCKS	5	at Boston University (11/4/24)
STEALS	3	at Vermont (11/30/24)
MINUTES	22	vs. No. RV/RV Princeton (11/10/24)

CAREER HIGHS

POINTS	15	vs. Georgia State (12/4/22)
REBOUNDS	17	vs. Princeton (11/26/22)
FG MADE	6 (twice)	last vs. Harvard (11/13/24)
FG ATTEMPTS	12	vs. Georgia State (12/4/22)
3FG MADE	n/a	
3FG ATTEMPTS	1	vs. Hofstra (2/8/23)
FT MADE	4 (twice)	last vs. Monmouth (2/16/23)
FT ATTEMPTS	4 (6x)	last at Stony Brook (2/3/24)
ASSISTS	4 (twice)	last vs. Georgia State (12/4/22)
BLOCKS	5	at Boston University (11/4/24)
STEALS	4 (twice)	last vs. William & Mary (2/18/23)
MINUTES	33	vs. Georgia State (12/4/22)

2024-25 GAME-BY-GAME

DATE	OPP	GS	MIN	FG-FGA	3FG-3FGA	FT-FTA	REB	PF	A	TO	BLK	STL	PTS
Nov. 4	at BU		20:59	0-1	0-0	0-0	1-3-4	4	1	3	5	0	0
Nov. 10	PRIN		22:38	2-2	0-0	0-0	1-4-5	2	1	4	1	0	4
Nov. 13	HARV		18:35	6-7	0-0	2-3	0-4-4	3	1	0	1	0	14
Nov. 16	CCSU		16:35	1-1	0-0	0-0	1-1-2	1	0	1	1	0	2
Nov. 22	FIU		15:39	2-4	0-0	0-2	1-3-4	1	0	0	1	0	4
Nov. 23	FGCU				-- DNP --								
Nov. 24	CSUB				-- DNP --								
Nov. 30	UVM		16:53	2-2	0-0	0-0	0-1-1	4	0	0	0	3	4
Dec. 3	LAS		7:58	2-3	0-0	0-0	0-1-1	3	0	1	0	0	4
Dec. 8	GATE		12:34	1-2	0-0	0-0	1-1-2	1	0	1	2	0	2
Dec. 15	ODU		5:04	0-0	0-0	0-0	0-0-0	0	1	0	0	0	0
Dec. 18	UMA		20:05	3-6	0-0	0-0	2-4-6	4	1	1	3	1	6
Dec. 29	NW		14:17	2-2	0-0	0-0	0-1-1	5	2	2	0	0	4

CAREER STATISTICS

	GP-GS	MIN/AVG	TOTAL		3-POINT		F-THROWS		REBOUNDS				PF	FO	AST	TO	BLK	STL	PTS	AVG
			FG-FGA	FG%	3FG-FGA	3FG%	FT-FTA	FT%	OFF	DEF	TOT	AVG								
2020-21	9-0	51/5.6	4-6	.667	0-0	.000	0-0	.000	8	8	16	1.8	12	0	1	4	3	1	8	0.9
2021-22	15-1	85/5.7	5-14	.357	0-0	.000	3-10	.300	4	10	14	0.9	11	0	8	6	3	4	13	0.9
2022-23	27-8	391/14.5	47-77	.610	0-1	.000	15-25	.600	42	79	121	4.5	58	3	22	23	20	22	109	4.0
2023-24	28-1	252/9.0	36-59	.610	0-0	.000	8-16	.500	13	36	49	1.8	35	0	8	19	14	21	80	2.9
2024-25	11-0	171/15.6	21-30	.700	0-0	.000	2-5	.400	7	23	30	2.7	28	1	7	13	14	4	44	4.0
TOTAL	90-10	950/10.6	113-186	.608	0-1	.000	28-56	.500	74	156	230	2.6	144	4	46	65	54	52	254	2.8



JUNIOR | GUARD | 6-5 | 192 | COLUMBUS, OHIO | LINCOLN PARK | ELON

2024-25 SEASON HIGHS		
POINTS	24	at Boston University (11/4/24)
REBOUNDS	8	at Massachusetts (12/18/24)
FG MADE	9	at Boston University (11/4/24)
FG ATTEMPTS	14	at Old Dominion (12/15/24)
3FG MADE	4	at Boston University (11/4/24)
3FG ATTEMPTS	8	at Boston University (11/4/24)
FT MADE	2 (4x)	last at Massachusetts (12/18/24)
FT ATTEMPTS	4 (twice)	last vs. La Salle (12/3/24)
ASSISTS	4 (4x)	last at Northwestern (12/29/24)
BLOCKS	1 (twice)	last vs. La Salle (12/3/24)
STEALS	4	vs. La Salle (12/3/24)
MINUTES	39	at Northwestern (12/29/24)

2024-25 GAME-BY-GAME													
DATE	OPP	GS	MIN	FG-FGA	3FG-3FGA	FT-FTA	REB	PF	A	TO	BLK	STL	PTS
Nov. 4	at BU	*	35:51	9-13	4-8	2-4	0-3-3	2	1	1	0	2	24
Nov. 10	PRIN	*	32:15	3-13	0-7	0-0	0-3-3	3	0	0	0	3	6
Nov. 13	HARV	*	23:27	2-8	1-5	0-0	0-3-3	2	3	2	0	1	5
Nov. 16	CCSU	*	23:45	2-8	0-4	0-0	1-5-6	0	3	4	0	2	4
Nov. 22	FIU	*	33:22	3-12	0-4	0-0	1-3-4	1	3	1	0	1	6
Nov. 23	FGCU	*	32:28	1-6	1-5	0-0	1-4-5	2	1	0	0	0	3
Nov. 24	CSUB	*	37:27	6-13	1-6	2-2	2-4-6	1	1	1	0	0	15
Nov. 30	UVM	*	19:39	1-6	0-3	0-0	0-1-1	1	0	0	0	1	2
Dec. 3	LAS	*	34:18	4-9	1-4	2-4	0-2-2	1	4	2	1	4	11
Dec. 8	GATE	*	24:30	4-7	0-2	0-0	0-2-2	0	4	2	0	0	8
Dec. 15	ODU	*	32:14	7-14	0-2	1-2	1-5-6	2	2	4	0	1	15
Dec. 18	UMA	*	35:04	7-13	2-5	2-2	2-6-8	3	4	1	0	1	18
Dec. 29	NW	*	39:06	8-12	2-6	0-0	1-6-7	4	4	4	0	1	18

CAREER HIGHS		
POINTS	24	at Boston University (11/4/24)
REBOUNDS	8	at Massachusetts (12/18/24)
FG MADE	9	at Boston University (11/4/24)
FG ATTEMPTS	14	at Old Dominion (12/15/24)
3FG MADE	4 (4x)	last at Boston University (11/4/24)
3FG ATTEMPTS	8 (twice)	last at Boston University (11/4/24)
FT MADE	2 (10x)	last at Massachusetts (12/18/24)
FT ATTEMPTS	4 (3x)	last vs. La Salle (12/3/24)
ASSISTS	6	vs. Holy Cross (11/18/23)
BLOCKS	2	vs. Presbyterian (11/27/23)
STEALS	4	vs. La Salle (12/3/24)
MINUTES	39	at Northwestern (12/29/24)

		CAREER STATISTICS																		
		TOTAL			3-POINT		F-THROWS		REBOUNDS											
	GP-GS	MIN/AVG	FG-FGA	FG%	3FG-FGA	3FG%	FT-FTA	FT%	OFF	DEF	TOT	AVG	PF	FO	AST	TO	BLK	STL	PTS	AVG
2022-23 *	32-8	527/16.5	32-90	.356	13-50	.260	9-12	.750	10	45	55	1.7	34	0	27	26	1	20	86	2.7
2023-24 *	32-7	702/21.9	85-190	.447	38-107	.355	12-22	.545	16	76	92	2.9	48	0	67	35	4	34	220	6.9
2024-25	13-13	403/31.0	57-134	.425	12-61	.197	9-14	.643	9	47	56	4.3	22	0	30	22	1	17	135	10.4
at NU	13-13	403/31.0	57-134	.425	12-61	.197	9-14	.643	9	47	56	4.3	22	0	30	22	1	17	135	10.4
TOTAL	77-28	1632/21.2	174-414	.420	63-218	.289	30-48	.625	35	168	203	2.6	104	0	124	83	6	71	441	5.7
* at Elon																				



JUNIOR | GUARD | 6-6 | 204 | EVANS, GA. | EVANS HIGH SCHOOL

2024-25 SEASON HIGHS

POINTS	27 (twice)	last at Vermont (11/30/24)
REBOUNDS	11	at Massachusetts (12/18/24)
FG MADE	11 (twice)	last at Vermont (11/30/24)
FG ATTEMPTS	23	at Massachusetts (12/18/24)
3FG MADE	3 (3x)	last at Old Dominion (12/15/24)
3FG ATTEMPTS	8	at Old Dominion (12/15/24)
FT MADE	6 (twice)	last at Old Dominion (12/15/24)
FT ATTEMPTS	9	at Old Dominion (12/15/24)
ASSISTS	13	vs. No. RV/RV Princeton (11/10/24)
BLOCKS	2	at FGCU (11/23/24)
STEALS	3	at Vermont (11/30/24)
MINUTES	40	at Vermont (11/30/24)

2024-25 GAME-BY-GAME

DATE	OPP	GS	MIN	FG-FGA	3FG-3FGA	FT-FTA	REB	PF	A	TO	BLK	STL	PTS
Nov. 4	at BU	*	35:56	5-10	1-2	5-8	0-2-2	1	4	0	1	2	16
Nov. 10	PRIN	*	35:52	3-10	0-3	2-2	1-4-5	4	13	4	0	0	8
Nov. 13	HARV	*	32:13	5-12	0-4	0-0	0-7-7	2	4	1	0	1	10
Nov. 16	CCSU	*	34:12	11-15	3-4	2-2	1-3-4	1	3	2	0	0	27
Nov. 22	FIU	*	29:46	6-10	1-2	6-7	0-8-8	4	3	4	0	1	19
Nov. 23	FGCU	*	37:20	8-13	3-5	0-1	0-8-8	0	4	2	2	0	19
Nov. 24	CSUB	*	31:55	1-7	1-2	4-4	2-5-7	2	3	4	0	1	7
Nov. 30	UVM	*	40:00	11-20	0-2	5-6	2-5-7	2	0	3	1	3	27
Dec. 3	LAS	*	35:52	6-8	2-3	2-2	1-8-9	2	7	3	1	2	16
Dec. 8	GATE	*	37:24	8-13	2-5	5-7	3-5-8	1	1	3	0	1	23
Dec. 15	ODU	*	37:17	6-13	3-8	6-9	2-7-9	3	4	1	1	1	21
Dec. 18	UMA	*	38:49	9-23	1-6	0-1	2-9-11	3	2	3	0	2	19
Dec. 29	NW	*	29:23	3-11	2-5	0-0	0-3-3	2	1	3	0	1	8

CAREER HIGHS

POINTS	27 (twice)	last at Vermont (11/30/24)
REBOUNDS	11	at Massachusetts (12/18/24)
FG MADE	11 (twice)	last at Vermont (11/30/24)
FG ATTEMPTS	23	at Massachusetts (12/18/24)
3FG MADE	3 (3x)	last at Old Dominion (12/15/24)
3FG ATTEMPTS	8	at Old Dominion (12/15/24)
FT MADE	10	vs. Kennesaw State (11/20/23)
FT ATTEMPTS	11	vs. Kennesaw State (11/20/23)
ASSISTS	13	vs. No. RV/RV Princeton (11/10/24)
BLOCKS	2 (5x)	last at FGCU (11/23/24)
STEALS	3 (3x)	last at Vermont (11/30/24)
MINUTES	40 (twice)	last at Vermont (11/30/24)

CAREER STATISTICS

	GP-GS	MIN/AVG	TOTAL		3-POINT		F-THROWS		REBOUNDS				PF	FO	AST	TO	BLK	STL	PTS	AVG
			FG-FGA	FG%	3FG-FGA	3FG%	FT-FTA	FT%	OFF	DEF	TOT	AVG								
2022-23	29-11	481/16.6	32-106	.302	6-29	.207	13-20	.650	17	47	64	2.2	47	1	32	50	10	13	83	2.9
2023-24	31-20	862/27.8	93-207	.449	18-53	.340	52-61	.852	37	63	100	3.2	74	0	80	40	12	38	256	8.3
2024-25	13-13	456/35.1	82-165	.497	19-51	.373	37-49	.755	14	74	88	6.8	27	0	49	33	6	15	220	16.9
TOTAL	73-44	1800/24.7	207-478	.433	43-133	.323	102-130	.785	68	184	252	3.5	148	1	161	123	28	66	559	7.7



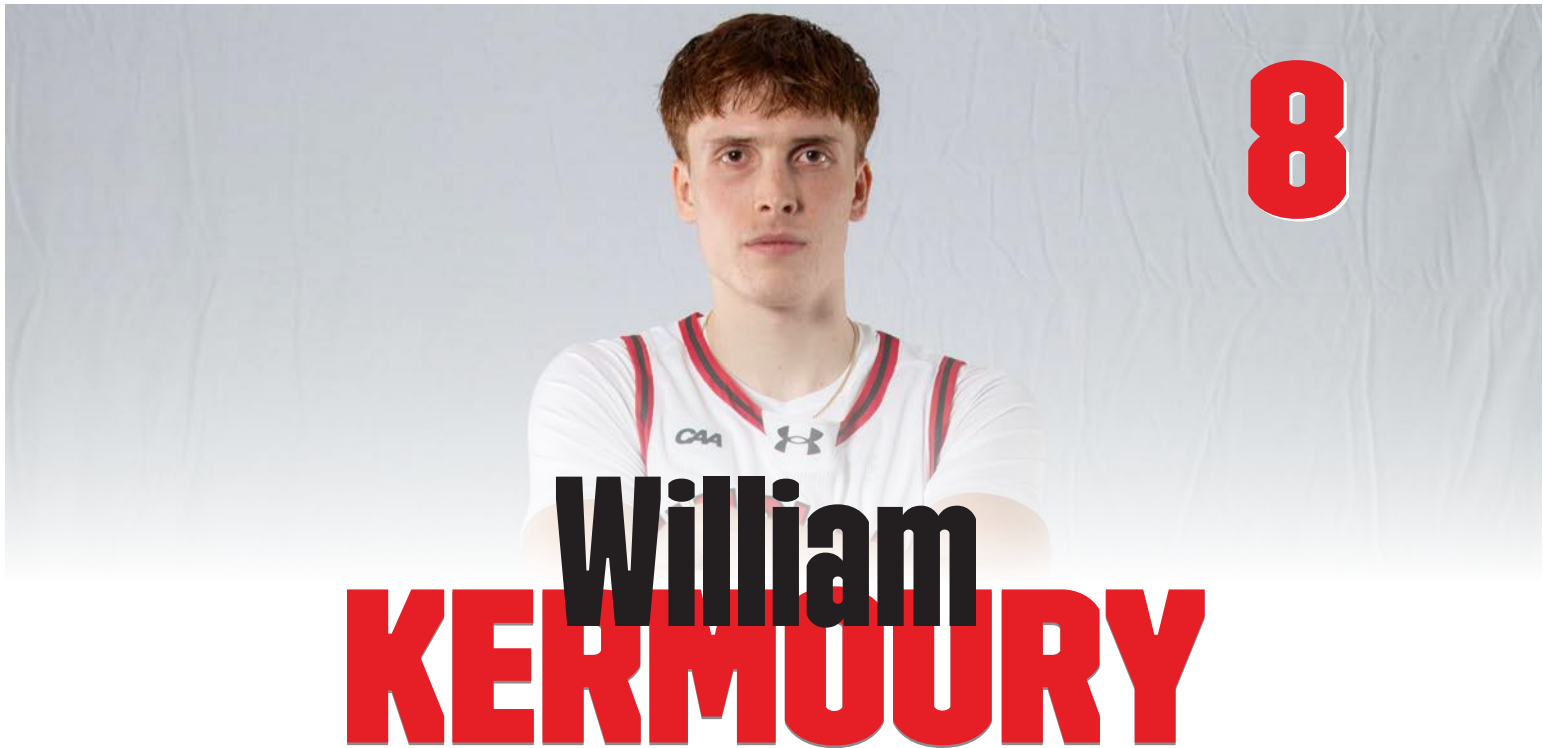
JUNIOR | FORWARD | 6-8 | 215 | TIEL, NETHERLANDS | LEIDSCH E RIJN COLLEGE | CANISIUS

2024-25 SEASON HIGHS		
POINTS	9	at Vermont (11/30/24)
REBOUNDS	10	at Vermont (11/30/24)
FG MADE	3	vs. Colgate (12/8/24)
FG ATTEMPTS	3	vs. Colgate (12/8/24)
3FG MADE	n/a	
3FG ATTEMPTS	n/a	
FT MADE	5	at Vermont (11/30/24)
FT ATTEMPTS	9	at Vermont (11/30/24)
ASSISTS	3	at Vermont (11/30/24)
BLOCKS	2	vs. CSU Bakersfield (11/24/24)
STEALS	3	vs. Colgate (12/8/24)
MINUTES	26	at Vermont (11/30/24)

2024-25 GAME-BY-GAME														
DATE	OPP	GS	MIN	FG-FGA	3FG-3FGA	FT-FTA	REB	PF	A	TO	BLK	STL	PTS	
Nov. 4	at BU		4:03	0-1	0-0	1-2	0-0-0	0	1	0	0	0	0	
Nov. 10	PRIN		2:16	0-0	0-0	0-0	1-0-1	1	0	0	0	0	0	
Nov. 13	HARV				-- DNP --									
Nov. 16	CCSU				-- DNP --									
Nov. 22	FIU		8:10	0-1	0-0	1-2	1-1-2	2	1	0	1	0	1	
Nov. 23	FGCU		18:00	2-2	0-0	0-1	0-2-2	3	0	0	1	2	4	
Nov. 24	CSUB		18:40	1-2	0-0	0-3	0-3-3	3	1	1	2	0	2	
Nov. 30	UVM		26:33	2-2	0-0	5-9	4-6-10	3	3	0	1	1	9	
Dec. 3	LAS		16:48	1-1	0-0	0-0	1-1-2	3	0	0	0	1	2	
Dec. 8	GATE		19:31	3-3	0-0	2-4	4-2-6	3	0	0	0	3	8	
Dec. 15	ODU		10:25	0-2	0-0	0-0	0-0-0	1	0	0	0	0	0	
Dec. 18	UMA		6:09	0-2	0-0	0-0	0-0-0	2	0	1	0	1	0	
Dec. 29	NW				-- DNP --									

CAREER HIGHS		
POINTS	12	vs. Wofford (11/24/23)
REBOUNDS	12	vs. Robert Morris (12/6/23)
FG MADE	4 (twice)	last at Fairfield (3/7/24)
FG ATTEMPTS	8	vs. Quinnipiac (12/1/23)
3FG MADE	n/a	
3FG ATTEMPTS	1 (twice)	last vs. Quinnipiac (12/1/23)
FT MADE	6	vs. Wofford (11/24/23)
FT ATTEMPTS	11	vs. Wofford (11/24/23)
ASSISTS	4	vs. Manhattan (1/26/24)
BLOCKS	3 (3x)	last vs. Quinnipiac (3/13/24)
STEALS	5	at Cleveland St. (11/15/23)
MINUTES	32	vs. Robert Morris (12/6/23)

CAREER STATISTICS																					
	TOTAL				3-POINT		F-THROWS		REBOUNDS												
	GP-GS	MIN/AVG	FG-FGA	FG%	3FG-FGA	3FG%	FT-FTA	FT%	OFF	DEF	TOT	AVG	PF	FO	AST	TO	BLK	STL	PTS	AVG	
2022-23 *	10-0	94/9.4	7-19	.368	0-0	.000	7-10	.700	10	16	26	2.6	16	0	5	6	0	2	21	2.1	
2023-24 *	32-23	665/20.8	63-111	.568	0-2	.000	42-74	.568	58	69	127	4.0	82	3	38	36	19	28	168	5.3	
2024-25	10-0	131/13.1	9-16	.563	0-0	.000	9-21	.429	11	15	26	2.6	21	0	5	2	5	8	27	2.7	
at NU	10-0	131/13.1	9-16	.563	0-0	.000	9-21	.429	11	15	26	2.6	21	0	5	2	5	8	27	2.7	
TOTAL	52-23	890/17.1	79-146	.541	0-2	.000	58-105	.552	79	100	179	3.4	119	3	48	44	24	38	216	4.2	
* at Canisius																					



SOPHOMORE | GUARD | 6-5 | 194 | STOCKHOLM, SWEDEN | SODERTALJE BBK

2024-25 SEASON HIGHS

POINTS	20	vs. No. RV/RV Princeton (11/10/24)
REBOUNDS	3	vs. Colgate (12/8/24)
FG MADE	6 (twice)	last vs. No. RV/RV Princeton (11/10/24)
FG ATTEMPTS	12	vs. CCSU (11/16/24)
3FG MADE	5	vs. No. RV/RV Princeton (11/10/24)
3FG ATTEMPTS	10	vs. CCSU (11/16/24)
FT MADE	3 (twice)	last vs. CCSU (11/16/24)
FT ATTEMPTS	4 (twice)	last at Old Dominion (12/15/24)
ASSISTS	5	vs. Harvard (11/13/24)
BLOCKS	n/a	
STEALS	5	at Boston University (11/4/24)
MINUTES	35	at Boston University (11/4/24)

2024-25 GAME-BY-GAME


DATE	OPP	GS	MIN	FG-FGA	3FG-3FGA	FT-FTA	REB	PF	A	TO	BLK	STL	PTS
Nov. 4	at BU	*	34:48	6-7	2-3	0-0	0-2-2	2	1	1	0	5	14
Nov. 10	PRIN	*	34:11	6-9	5-6	3-4	1-0-1	3	1	1	0	1	20
Nov. 13	HARV	*	28:18	2-5	2-5	0-0	0-0-0	2	5	1	0	1	6
Nov. 16	CCSU	*	30:24	4-12	2-10	3-3	0-2-2	1	1	0	0	1	13
Nov. 22	FIU				-- DNP --								
Nov. 23	FGCU				-- DNP --								
Nov. 24	CSUB				-- DNP --								
Nov. 30	UVM				-- DNP --								
Dec. 3	LAS	*	19:09	1-7	1-5	0-0	0-2-2	1	3	4	0	1	3
Dec. 8	GATE	*	18:14	1-2	1-2	0-0	0-3-3	3	2	2	0	1	3
Dec. 15	ODU	*	25:16	2-6	2-5	2-4	0-2-2	3	0	1	0	0	8
Dec. 18	UMA				-- DNP --								

CAREER HIGHS

POINTS	20	vs. No. RV/RV Princeton (11/10/24)
REBOUNDS	3	vs. Colgate (12/8/24)
FG MADE	6 (twice)	last vs. No. RV/RV Princeton (11/10/24)
FG ATTEMPTS	12	vs. CCSU (11/16/24)
3FG MADE	5	vs. No. RV/RV Princeton (11/10/24)
3FG ATTEMPTS	10	vs. CCSU (11/16/24)
FT MADE	3 (twice)	last vs. CCSU (11/16/24)
FT ATTEMPTS	4 (twice)	last at Old Dominion (12/15/24)
ASSISTS	5	vs. Harvard (11/13/24)
BLOCKS	n/a	
STEALS	5	at Boston University (11/4/24)
MINUTES	35	at Boston University (11/4/24)

CAREER STATISTICS

	GP-GS	MIN/AVG	TOTAL		3-POINT		F-THROWS		REBOUNDS				PF	FO	AST	TO	BLK	STL	PTS	AVG
			FG-FGA	FG%	3FG-FGA	3FG%	FT-FTA	FT%	OFF	DEF	TOT	AVG								
2023-24	24-1	139/5.8	10-35	.286	5-22	.227	4-4	1.000	0	5	5	0.2	12	0	8	14	0	5	29	1.2
2024-25	7-7	190/27.2	22-48	.458	15-36	.417	8-11	.727	1	11	12	1.7	15	0	13	10	0	10	67	9.6
TOTAL	31-8	329/10.6	32-83	.386	20-58	.345	12-15	.800	1	16	17	0.5	27	0	21	24	0	15	96	3.1



JUNIOR | GUARD | 6-5 | 213 | HAMMOND, IND. | HAMMOND HIGH SCHOOL

2024-25 SEASON HIGHS		
POINTS	27	vs. No. RV/RV Princeton (11/10/24)
REBOUNDS	13 (twice)	last at Old Dominion (12/15/24)
FG MADE	13	vs. No. RV/RV Princeton (11/10/24)
FG ATTEMPTS	18	vs. No. RV/RV Princeton (11/10/24)
3FG MADE	2	vs. CCSU (11/16/24)
3FG ATTEMPTS	3 (twice)	last at Old Dominion (12/15/24)
FT MADE	5	at Boston University (11/4/24)
FT ATTEMPTS	8	at Boston University (11/4/24)
ASSISTS	6	at FGCU (11/23/24)
BLOCKS	n/a	
STEALS	3	vs. CCSU (11/16/24)
MINUTES	39	vs. No. RV/RV Princeton (11/10/24)

2024-25 GAME-BY-GAME														
DATE	OPP	GS	MIN	FG-FGA	3FG-3FGA	FT-FTA	REB	PF	A	TO	BLK	STL	PTS	
Nov. 4	at BU	*	35:54	6-8	0-1	5-8	0-9-9	2	4	3	0	0	17	
Nov. 10	PRIN	*	38:34	13-18	0-0	1-4	2-11-13	1	3	3	0	0	27	
Nov. 13	HARV	*	30:57	5-12	0-0	2-4	2-7-9	3	2	1	0	1	12	
Nov. 16	CCSU	*	36:41	11-16	2-3	2-2	2-8-10	1	1	3	0	3	26	
Nov. 22	FIU	*	35:44	5-11	0-0	2-4	0-5-5	3	3	0	0	2	12	
Nov. 23	FGCU	*	37:59	4-13	1-2	2-2	4-7-11	0	6	2	0	0	11	
Nov. 24	CSUB	*	22:59	2-5	1-2	3-4	0-3-3	2	0	1	0	0	8	
Nov. 30	UVM	*	32:29	4-13	0-2	0-0	1-2-3	1	0	1	0	1	8	
Dec. 3	LAS	*	30:03	8-15	0-0	1-1	3-7-10	0	2	2	0	1	17	
Dec. 8	GATE	*	29:43	5-7	1-1	2-4	1-5-6	3	2	5	0	0	13	
Dec. 15	ODU	*	35:39	4-13	1-3	0-0	3-10-13	0	4	2	0	0	9	
Dec. 18	UMA	*	33:51	3-12	0-2	4-6	4-3-7	4	5	2	0	0	10	
Dec. 29	NW	*	32:27	4-6	0-1	0-0	0-2-2	2	1	6	0	0	8	

CAREER HIGHS		
POINTS	27	vs. No. RV/RV Princeton (11/10/24)
REBOUNDS	13 (twice)	last at Old Dominion (12/15/24)
FG MADE	13	vs. No. RV/RV Princeton (11/10/24)
FG ATTEMPTS	20	at Delaware (2/29/24)
3FG MADE	3	at Monmouth (1/8/24)
3FG ATTEMPTS	4 (3x)	last at Towson (2/1/24)
FT MADE	10	vs. Old Dominion (12/2/23)
FT ATTEMPTS	11	vs. Old Dominion (12/2/23)
ASSISTS	6 (twice)	last at FGCU (11/23/24)
BLOCKS	3	at Boston University (11/7/22)
STEALS	4	vs. William & Mary (1/27/24)
MINUTES	39 (twice)	last vs. No. RV/RV Princeton (11/10/24)

CAREER STATISTICS																					
			TOTAL		3-POINT		F-THROWS		REBOUNDS												
	GP-GS	MIN/AVG	FG-FGA	FG%	3FG-FGA	3FG%	FT-FTA	FT%	OFF	DEF	TOT	AVG	PF	FO	AST	TO	BLK	STL	PTS	AVG	
2022-22	26-11	321/12.3	28-86	.326	4-30	.133	4-8	.500	20	39	59	2.3	32	0	15	33	8	13	64	2.5	
2023-24	32-13	828/25.9	127-235	.540	14-45	.311	56-79	.709	43	106	149	4.7	57	0	36	49	4	22	324	10.1	
2024-25	13-13	433/33.3	74-149	.497	6-17	.353	24-39	.615	22	79	101	7.8	22	0	33	31	0	8	178	13.7	
TOTAL	71-37	1582/22.3	229-470	.487	24-92	.261	84-126	.667	85	224	309	4.4	111	0	84	113	12	43	566	8.0	



SOPHOMORE | GUARD | 6-3 | 192 | NEW YORK, N.Y. | BREWSTER ACADEMY

2024-25 SEASON HIGHS

POINTS	6	vs. CCSU (11/16/24)
REBOUNDS	2	at Northwestern (12/29/24)
FG MADE	2	vs. CCSU (11/16/24)
FG ATTEMPTS	6	at Northwestern (12/29/24)
3FG MADE	2	vs. CCSU (11/16/24)
3FG ATTEMPTS	5	at Northwestern (12/29/24)
FT MADE	3	vs. Colgate (12/8/24)
FT ATTEMPTS	4	vs. Colgate (12/8/24)
ASSISTS	3	vs. CCSU (11/16/24)
BLOCKS	n/a	
STEALS	2 (twice)	last at Massachusetts (12/18/24)
MINUTES	22	vs. CCSU (11/16/24)

CAREER HIGHS

POINTS	6 (twice)	last vs. CCSU (11/16/24)
REBOUNDS	4	at Drexel (3/2/24)
FG MADE	2 (twice)	last vs. CCSU (11/16/24)
FG ATTEMPTS	6 (twice)	last at Northwestern (12/29/24)
3FG MADE	2 (twice)	vs. CCSU (11/16/24)
3FG ATTEMPTS	5	at Northwestern (12/29/24)
FT MADE	3	vs. Colgate (12/8/24)
FT ATTEMPTS	4	vs. Colgate (12/8/24)
ASSISTS	7	at Monmouth (1/8/24)
BLOCKS	n/a	
STEALS	2 (twice)	last at Massachusetts (12/18/24)
MINUTES	30	at Drexel (3/2/24)

2024-25 GAME-BY-GAME

DATE	OPP	GS	MIN	FG-FGA	3FG-3FGA	FT-FTA	REB	PF	A	TO	BLK	STL	PTS
Nov. 4	at BU		3:19	0-0	0-0	0-0	0-0-0	0	0	0	0	0	0
Nov. 10	PRIN		9:13	0-2	0-0	0-0	0-1-1	0	0	0	0	0	0
Nov. 13	HARV		10:35	1-1	1-1	0-1	0-1-1	0	2	0	0	0	3
Nov. 16	CCSU		22:12	2-3	2-3	0-0	0-0-0	1	3	0	0	2	6
Nov. 22	FIU		19:09	1-1	1-1	0-0	0-0-0	1	1	1	0	1	3
Nov. 23	FGCU		12:48	0-3	0-2	0-0	0-0-0	2	1	0	0	1	0
Nov. 24	CSUB					-- DNP --							
Nov. 30	UVM					-- DNP --							
Dec. 3	LAS		13:38	1-3	1-2	0-0	0-0-0	0	1	0	0	0	3
Dec. 8	GATE		15:07	0-3	0-3	3-4	0-1-1	2	1	0	0	0	3
Dec. 15	ODU		6:43	0-0	0-0	0-0	0-0-0	3	1	1	0	0	0
Dec. 18	UMA		6:22	0-0	0-0	0-0	0-1-1	1	1	1	0	2	0
Dec. 29	NW		19:07	1-6	1-5	0-0	2-0-2	1	1	0	0	1	3

CAREER STATISTICS

	GP-GS	MIN/AVG	TOTAL FG-FGA	FG%	3-POINT 3FG-FGA	3FG%	F-THROWS FT-FTA	FT%	REBOUNDS OFF	DEF	TOT	AVG	PF	FO	AST	TO	BLK	STL	PTS	AVG
2023-24	24-0	205/8.5	9-30	.300	5-15	.333	2-3	.667	2	19	21	0.9	11	0	24	9	0	3	25	1.0
2024-25	11-0	138/12.6	6-22	.273	6-17	.353	3-5	.600	2	4	6	0.5	11	0	12	3	0	7	21	1.9
TOTAL	35-0	343/9.8	15-52	.288	11-32	.344	5-8	.625	4	23	27	0.8	22	0	36	12	0	10	46	1.3

20

Ryan
WILLIAMS

FRESHMAN | GUARD | 6-4 | 178 | PHOENIXVILLE, PA. | MALVERN PREP

2024-25 SEASON HIGHS

POINTS	21	vs. Harvard (11/13/24)
REBOUNDS	3 (twice)	last at Vermont (11/30/24)
FG MADE	8	vs. Harvard (11/13/24)
FG ATTEMPTS	12	vs. Harvard (11/13/24)
3FG MADE	5	vs. Harvard (11/13/24)
3FG ATTEMPTS	7	vs. Harvard (11/13/24)
FT MADE	1 (twice)	last at Vermont (11/30/24)
FT ATTEMPTS	2	vs. FIU (11/22/24)
ASSISTS	3	vs. Harvard (11/13/24)
BLOCKS	1	vs. CSU Bakersfield (11/24/24)
STEALS	1 (4x)	last at Vermont (11/30/24)
MINUTES	28	vs. Harvard (11/13/24)

CAREER HIGHS

POINTS	21	vs. Harvard (11/13/24)
REBOUNDS	3 (twice)	last at Vermont (11/30/24)
FG MADE	8	vs. Harvard (11/13/24)
FG ATTEMPTS	12	vs. Harvard (11/13/24)
3FG MADE	5	vs. Harvard (11/13/24)
3FG ATTEMPTS	7	vs. Harvard (11/13/24)
FT MADE	1 (twice)	last at Vermont (11/30/24)
FT ATTEMPTS	2	vs. FIU (11/22/24)
ASSISTS	3	vs. Harvard (11/13/24)
BLOCKS	1	vs. CSU Bakersfield (11/24/24)
STEALS	1 (4x)	last at Vermont (11/30/24)
MINUTES	28	vs. Harvard (11/13/24)

2024-25 GAME-BY-GAME

DATE	OPP	GS	MIN	FG-FGA	3FG-3FGA	FT-FTA	REB	PF	A	TO	BLK	STL	PTS
Nov. 4	at BU		11:34	2-5	0-2	0-0	0-1-1	0	1	0	0	0	4
Nov. 10	PRIN		8:57	3-3	1-1	0-0	0-0-0	0	0	0	0	0	7
Nov. 13	HARV		28:03	8-12	5-7	0-0	0-2-2	1	3	2	0	1	21
Nov. 16	CCSU		9:36	0-3	0-1	0-0	0-0-0	0	0	1	0	1	0
Nov. 22	FIU	*	27:23	3-9	0-2	1-2	1-2-3	2	0	3	0	1	7
Nov. 23	FGCU	*	12:35	0-5	0-3	0-0	0-0-0	0	1	0	0	0	0
Nov. 24	CSUB	*	4:54	0-2	0-1	0-0	0-0-0	0	1	1	1	0	0
Nov. 30	UVM		17:28	1-10	1-6	1-1	2-1-3	4	2	0	0	1	4
Dec. 3	LAS		2:07	0-2	0-1	0-0	0-0-0	0	0	0	0	0	0
Dec. 8	GATE		3:09	1-1	0-0	0-0	0-0-0	0	0	1	0	0	2
Dec. 15	ODU					-- DNP --							
Dec. 18	UMA		6:02	0-2	0-2	0-0	0-0-0	2	0	0	0	0	0
Dec. 29	NW		1:22	0-0	0-0	0-0	0-0-0	0	0	0	0	0	0

CAREER STATISTICS

	GP-GS	MIN/AVG	TOTAL		3-POINT		F-THROWS		REBOUNDS				PF	FO	AST	TO	BLK	STL	PTS	AVG
2024-25	12-3	133/11.1	FG-FGA	FG%	3FG-FGA	3FG%	FT-FTA	FT%	OFF	DEF	TOT	AVG	9	0	8	8	1	4	45	3.8
TOTAL	12-3	133/11.1	18-54	.333	7-26	.269	2-3	.667	3	6	9	0.8	9	0	8	8	1	4	45	3.8



FRESHMAN | GUARD | 6-6 | 195 | VALENCIA, SPAIN | TEAM SPEIGHTS

2024-25 SEASON HIGHS

POINTS	6	vs. CSU Bakersfield (11/24/24)
REBOUNDS	2 (twice)	last vs. CSU Bakersfield (11/24/24)
FG MADE	2	vs. CSU Bakersfield (11/24/24)
FG ATTEMPTS	4	vs. CSU Bakersfield (11/24/24)
3FG MADE	1	vs. CSU Bakersfield (11/24/24)
3FG ATTEMPTS	1 (twice)	last vs. CSU Bakersfield (11/24/24)
FT MADE	2	vs. Harvard (11/13/24)
FT ATTEMPTS	2 (3x)	last at Vermont (11/30/24)
ASSISTS	3	vs. CSU Bakersfield (11/24/24)
BLOCKS	n/a	
STEALS	3	vs. CSU Bakersfield (11/24/24)
MINUTES	17	vs. CSU Bakersfield (11/24/24)

CAREER HIGHS


POINTS	6	vs. CSU Bakersfield (11/24/24)
REBOUNDS	2 (twice)	last vs. CSU Bakersfield (11/24/24)
FG MADE	2	vs. CSU Bakersfield (11/24/24)
FG ATTEMPTS	4	vs. CSU Bakersfield (11/24/24)
3FG MADE	1	vs. CSU Bakersfield (11/24/24)
3FG ATTEMPTS	1 (twice)	last vs. CSU Bakersfield (11/24/24)
FT MADE	2	vs. Harvard (11/13/24)
FT ATTEMPTS	2 (3x)	last at Vermont (11/30/24)
ASSISTS	3	vs. CSU Bakersfield (11/24/24)
BLOCKS	n/a	
STEALS	3	vs. CSU Bakersfield (11/24/24)
MINUTES	17	vs. CSU Bakersfield (11/24/24)

2024-25 GAME-BY-GAME

DATE	OPP	GS	MIN	FG-FGA	3FG-3FGA	FT-FTA	REB	PF	A	TO	BLK	STL	PTS
Nov. 4	at BU					-- DNP --							
Nov. 10	PRIN		1:26	0-1	0-1	0-0	0-0-0	1	0	0	0	0	0
Nov. 13	HARV		4:03	0-0	0-0	2-2	0-0-0	0	1	1	0	1	2
Nov. 16	CCSU		1:35	0-0	0-0	0-0	0-1-1	1	0	0	0	0	0
Nov. 22	FIU					-- DNP --							
Nov. 23	FGCU		5:29	0-1	0-0	0-0	1-1-2	1	1	0	0	0	0
Nov. 24	CSUB		17:13	2-4	1-1	1-2	1-1-2	1	3	1	0	3	6
Nov. 30	UVM		10:04	1-2	0-0	1-2	1-0-1	2	1	1	0	2	3
Dec. 3	LAS		3:59	0-0	0-0	0-0	0-0-0	0	0	0	0	0	0
Dec. 8	GATE		1:26	0-0	0-0	0-0	0-0-0	0	0	1	0	0	0
Dec. 15	ODU					-- DNP --							
Dec. 18	UMA					-- DNP --							
Dec. 29	NW					-- DNP --							

CAREER STATISTICS

	GP-GS	MIN/AVG	TOTAL FG-FGA	FG%	3-POINT 3FG-FGA	3FG%	F-THROWS FT-FTA	FT%	OFF	DEF	TOT	AVG	PF	FO	AST	TO	BLK	STL	PTS	AVG
2024-25	8-0	45/5.7	3-8	.375	1-2	.500	4-6	.667	3	3	6	0.8	6	0	6	4	0	6	11	1.4
TOTAL	8-0	45/5.7	3-8	.375	1-2	.500	4-6	.667	3	3	6	0.8	6	0	6	4	0	6	11	1.4



GRAD. STUDENT | FORWARD | 6-8 | 232 | KITCHENER-WATERLOO, ONTARIO | BROOKS SCHOOL | COLGATE

2024-25 SEASON HIGHS		
POINTS	2	vs. CSU Bakersfield (11/24/24)
REBOUNDS	1 (twice)	last vs. Colgate (12/8/24)
FG MADE	1	vs. CSU Bakersfield (11/24/24)
FG ATTEMPTS	1 (twice)	last vs. Colgate (12/8/24)
3FG MADE	n/a	
3FG ATTEMPTS	n/a	
FT MADE	n/a	
FT ATTEMPTS	n/a	
ASSISTS	1	vs. CCSU (11/16/24)
BLOCKS	1	vs. CSU Bakersfield (11/24/24)
STEALS	1	at Vermont (11/30/24)
MINUTES	16	vs. CSU Bakersfield (11/24/24)

CAREER HIGHS		
POINTS	12	at Brown (11/10/22)
REBOUNDS	13	at Navy (2/25/23)
FG MADE	6	at Brown (11/10/22)
FG ATTEMPTS	9	vs. Bucknell (1/14/23)
3FG MADE	1	vs. Hartford (11/27/22)
3FG ATTEMPTS	2	vs. SUNY Poly (11/18/21)
FT MADE	4 (3x)	last Weber State (11/19/23)
FT ATTEMPTS	6 (twice)	last vs. Weber State (11/19/23)
ASSISTS	3 (4x)	
BLOCKS	2	vs. Columbia (12/6/21)
STEALS	2 (3x)	last at Army (1/17/24)

2024-25 GAME-BY-GAME														
DATE	OPP	GS	MIN	FG-FGA	3FG-3FGA	FT-FTA	REB	PF	A	TO	BLK	STL	PTS	
Nov. 4	at BU		4:04	0-0	0-0	0-0	1-0-1	1	0	1	0	0	0	
Nov. 10	PRIN				-- DNP --									
Nov. 13	HARV		4:36	0-0	0-0	0-0	0-0-0	0	0	0	0	0	0	
Nov. 16	CCSU		1:48	0-0	0-0	0-0	0-0-0	0	1	0	0	0	0	
Nov. 22	FIU				-- DNP --									
Nov. 23	FGCU		2:36	0-0	0-0	0-0	0-0-0	0	0	0	0	0	0	
Nov. 24	CSUB		16:06	1-1	0-0	0-0	0-0-0	2	0	1	1	0	2	
Nov. 30	UVM		7:36	0-0	0-0	0-0	0-0-0	0	0	0	0	1	0	
Dec. 3	LAS				-- DNP --									
Dec. 8	GATE		2:25	0-1	0-0	0-0	0-1-1	0	0	0	0	0	0	
Dec. 15	ODU				-- DNP --									
Dec. 18	UMA				-- DNP --									
Dec. 29	NW		4:54	0-0	0-0	0-0	0-0-0	0	0	0	0	0	0	

CAREER STATISTICS																					
			TOTAL		3-POINT		F-THROWS		REBOUNDS												
	GP-GS	MIN/AVG	FG-FGA	FG%	3FG-FGA	3FG%	FT-FTA	FT%	OFF	DEF	TOT	AVG	PF	FO	AST	TO	BLK	STL	PTS	AVG	
2020-21 *	16-0	135/8.4	17-32	.531	0-5	.000	7-17	.412	9	16	25	1.6	13	0	8	8	2	0	41	2.6	
2021-22 *	35-0	344/9.8	39-79	.494	0-6	.000	17-23	.739	23	47	70	2.0	29	0	20	19	8	5	95	2.7	
2022-23 *	31-1	484/15.6	54-100	.491	1-5	.200	24-38	.632	21	62	83	2.7	32	0	11	12	5	7	133	4.3	
2023-24 *	33-1	499/15.1	59-116	.509	0-3	.000	32-57	.561	21	70	91	2.8	27	0	26	27	3	11	150	4.5	
2024-25	8-0	44/5.5	1-2	.500	0-0	.000	0-0	.000	1	1	2	0.3	3	0	1	2	1	1	2	0.3	
at NU	8-0	44/5.5	1-2	.500	0-0	.000	0-0	.000	1	1	2	0.3	3	0	1	2	1	1	2	0.3	
TOTAL	123-2	1504/12.2	170-339	.501	1-19	.053	80-135	.593	75	196	271	2.2	104	0	66	68	19	24	421	3.4	

* at Colgate



JUNIOR | CENTER | 6-9 | 233 | NORTOF, GERMANY | HUMPHREYS HIGH SCHOOL

2024-25 SEASON HIGHS

POINTS	9	vs. La Salle (12/3/24)
REBOUNDS	10 (twice)	last at Old Dominion (12/15/24)
FG MADE	4	vs. La Salle (12/3/24)
FG ATTEMPTS	5 (twice)	last at Old Dominion (12/15/24)
3FG MADE	n/a	
3FG ATTEMPTS	n/a	
FT MADE	5	at Old Dominion (12/15/24)
FT ATTEMPTS	6	at Old Dominion (12/15/24)
ASSISTS	3 (twice)	last at Northwestern (12/29/24)
BLOCKS	6	vs. La Salle (12/3/24)
STEALS	3	vs. Harvard (11/13/24)
MINUTES	27	at Old Dominion (12/15/24)

CAREER HIGHS

POINTS	14	vs. Stony Brook (3/9/24)
REBOUNDS	10 (twice)	last at Old Dominion (12/15/24)
FG MADE	6	vs. Stony Brook (3/9/24)
FG ATTEMPTS	6	vs. Stony Brook (3/9/24)
3FG MADE	n/a	
3FG ATTEMPTS	n/a	
FT MADE	5	at Old Dominion (12/15/24)
FT ATTEMPTS	6 (twice)	last at Old Dominion (12/15/24)
ASSISTS	3 (twice)	last at Northwestern (12/29/24)
BLOCKS	6	vs. La Salle (12/3/24)
STEALS	3	vs. Harvard (11/13/24)
MINUTES	27	at Old Dominion (12/15/24)

2024-25 GAME-BY-GAME

DATE	OPP	GS	MIN	FG-FGA	3FG-3FGA	FT-FTA	REB	PF	A	TO	BLK	STL	PTS
Nov. 4	at BU	*	13:32	2-2	0-0	0-0	1-0-1	5	1	3	1	1	4
Nov. 10	PRIN	*	14:39	2-4	0-0	0-0	1-2-3	5	1	2	3	0	4
Nov. 13	HARV	*	16:49	2-2	0-0	0-0	2-5-7	4	0	2	2	3	4
Nov. 16	CCSU	*	21:37	1-2	0-0	0-0	0-3-3	1	3	1	3	0	2
Nov. 22	FIU	*	18:43	0-2	0-0	3-4	1-1-2	0	0	0	2	1	3
Nov. 23	FGCU	*	19:24	2-3	0-0	1-2	1-4-5	3	0	1	3	0	5
Nov. 24	CSUB	*	21:46	2-2	0-0	1-2	1-4-5	3	0	2	2	0	5
Nov. 30	UVM	*	5:38	0-0	0-0	0-0	0-0-0	3	0	1	0	1	0
Dec. 3	LAS	*	18:20	4-5	0-0	1-2	3-7-10	2	1	2	6	1	9
Dec. 8	GATE	*	13:14	2-4	0-0	0-1	1-3-4	3	0	2	1	0	4
Dec. 15	ODU	*	27:05	1-5	0-0	5-6	6-4-10	3	1	2	2	0	7
Dec. 18	UMA	*	19:55	0-2	0-0	1-2	2-5-7	1	1	3	2	0	1
Dec. 29	NW	*	25:09	1-1	0-0	0-0	2-4-6	2	3	3	1	0	2

CAREER STATISTICS

	GP-GS	MIN/AVG	TOTAL		3-POINT		F-THROWS		REBOUNDS				PF	FO	AST	TO	BLK	STL	PTS	AVG
			FG-FGA	FG%	3FG-FGA	3FG%	FT-FTA	FT%	OFF	DEF	TOT	AVG								
2022-23	19-1	157/8.2	10-22	.455	0-0	.000	4-18	.222	22	24	46	2.4	26	0	8	18	18	4	24	1.3
2023-24	18-0	97/5.4	15-20	.750	0-1	.000	6-15	.400	17	7	24	1.3	14	0	6	9	11	2	36	2.0
2024-25	13-13	236/18.1	19-34	.559	0-0	.000	12-19	.632	21	42	63	4.8	35	2	11	24	28	7	50	3.8
TOTAL	50-14	489/9.8	44-76	.579	0-1	.000	22-52	.423	60	73	133	2.7	75	2	25	51	57	13	110	2.2



0 - NATE FRANCOIS
Sr. | Guard | 6-1 | 200
Boston, Mass.



1 - MASAI TROUTMAN
(muh-sigh)
Jr. | Guard | 6-4 | 202
Frederick, Md.



2 - ALEXANDER NWAGHA
(wah-gah)
Gr. | Forward | 6-7 | 233
Milton, Ontario



3 - LA Pratt
(l-a: two letters)
Jr. | Guard | 6-4 | 185
Columbus, Ohio



4 - RASHAD KING
Jr. | Guard | 6-6 | 204
Evans, Ga.



7 - YOURI FRITZ
(your-ee)
Jr. | Forward | 6-8 | 215
Tiel, Netherlands



8 - WILLIAM KERMOURY
(ker-more-ee)
So. | Guard | 6-5 | 194
Sodertalje, Sweden



10 - HAROLD WOODS
Jr. | Guard | 6-5 | 215
Hammond, Ind.



11 - JB FRANKEL
So. | Guard | 6-3 | 192
New York, N.Y.



20 - RYAN WILLIAMS
Fr. | Guard | 6-4 | 180
Phoenixville, Pa.



22 - LUCA SOROA
(sore-oh-ah)
Fr. | Guard | 6-6 | 195
Valencia, Spain



30 - SAM THOMSON
Gr. | Forward | 6-8 | 232
Kitchener-Waterloo, Ontario



45 - COLLIN METCALF
Jr. | Center | 6-9 | 233
Nortof, Germany



BILL COEN
Head Coach
19th Season at Northeastern