

2022-23 NORTHEASTERN BASKETBALL RECORD BOOK





ABOUT THE HUSKIES

The Huskies, coming off their 16th straight appearance in the CAA Quarterfinals, return a mix of veteran experience and youth on its roster entering 2022-23, led by junior guard Jahmyl Telfort and redshirt senior forward Chris Doherty. Telfort, the team's leading scorer from last season, was named to the CAA Preseason Second Team while Doherty, one of the nation's leading rebounders in 2021-22, earned Honorable Mention accolades.

Telfort, who finished 13th in the league averaging 12.6 points per game, started in 28 of the 31 games he played a season ago, reaching double figures 21 times. He eclipsed the 20-point plateau on three occasions, highlighted by a season-high 22 points at Hofstra on February 19 on a 10-of-17 afternoon from the field. Doherty finished last season with 268 rebounds (8.9 rebounds per game), good for ninth on Northeastern's single-season record list. He started all 30 games he played, averaging 11.8 points per game (17th in the CAA), and recorded eight double-doubles on the season.

The duo will be flanked by four returning letterwinners from a season ago as well as six true freshmen, the most for the program since the 2009-10 season (seven).

NORTHEASTERN & CAA INFORMATION

GENERAL INFORMATION

Founded..... 1898
Enrollment 21,063 (undergrad)
Nickname Huskies
Colors Red and Black
Affiliation NCAA-I
Conference..... Colonial Athletic Association (CAA)
Home Facility Matthews Arena (5,066)
First year of men's basketball..... 1920-21
Overall record after 2021-22 season..... 1,269-1,169 (.521)
President Dr. Joseph E. Aoun
Director of athletics..... Jim Madigan (Northeastern, '86)
Faculty athletic representative..... Chris Robertson
Athletics phone..... (617) 373-2672

ATHLETIC COMMUNICATIONS

Associate Athletic Director (MBB contact)..... Matthew Houde
Cell phone (978) 766-2423
Email m.houde@northeastern.edu
Assistant Directors..... Sidney Binger | Jessica Burg
..... Delaney O'Brien | Brandon Poli
Jack Grinold Athletic Communications Intern..... Rob Shay
Athletic Communications office..... 360 Huntington Ave.
..... 219 Cabot Center
..... Boston, MA 02115

MEN'S BASKETBALL

Head Coach Bill Coen (Hamilton '83)
Record at NU 260-244 (17th season)
Career Record..... Same
Assistant Coaches..... Brian McDonald (Northeastern '10)
..... Manny Adako (Northeastern '10)
..... Joel Smith (Northeastern '12)
Director of advancement Tom Murphy (Springfield '60)
Director of operations Lauren Tebsherany (Boston College '13)
Athletic Trainer..... Nate Bocko (Vermont '14)
Graduate Manager Jon Lee (Northeastern '13)
Men's basketball phone..... (617) 373-3292

TEAM INFORMATION

2021-22 record 9-22 (2-16 CAA, 10th)
Lettermen R/L 6/7
Newcomers..... 7

CONFERENCE INFORMATION

Colonial Athletic Association
MBB SID Miles McQuiggan
Email MMcQuiggan@caasports.com
Website..... CAAsports.com

STARTERS RETURNING (3)

No.	Player	Cl.	Pos.	Ht.	PPG	RPG	Other
11	Jahmyl Telfort	Jr.	G	6-7	12.6	2.9	41.6 FG%
33	Chris Doherty	R-Sr.	F	6-7	11.8	8.9	58.5 FG%
15	Coleman Stucke	Jr.	F	6-7	6.1	2.9	100% FT

OTHER RETURNERS (4)

No.	Player	Cl.	Pos.	Ht.	PPG	RPG	Other
2	Glen McClintock	Jr.	G	6-2	3.5	2.0	40.0 3FG%
12	Alexander Nwagha	Jr.	F	6-8	0.9	0.9	35.7 FG%
23	Joe Pridgen	R-Jr.	G	6-5	--	--	--
55	To Randriasalama	So.	G	6-3	1.1	0,7	4 AST

NEWCOMERS (6)

No.	Player	Cl.	Pos.	Ht.	Wt.	Hometown (School)
1	Masai Troutman	Fr.	G	6-6	194	Frederick, Md.
3	Chase Cormier	Fr.	G	6-2	166	Kansas City, Mo.
4	Rashad King	Fr.	G	6-6	198	Milton, Ga.
10	Harold Woods	Fr.	G	6-5	194	Hammond, Ind.
13	Jared Turner	Fr.	G/F	6-8	198	Silver Spring, Md.
45	Collin Metcalf	Fr.	C	6-9	227	Nortof, Germany

HUSKIES BASKETBALL



2022-23 NORTHEASTERN BASKETBALL NUMERICAL ROSTER

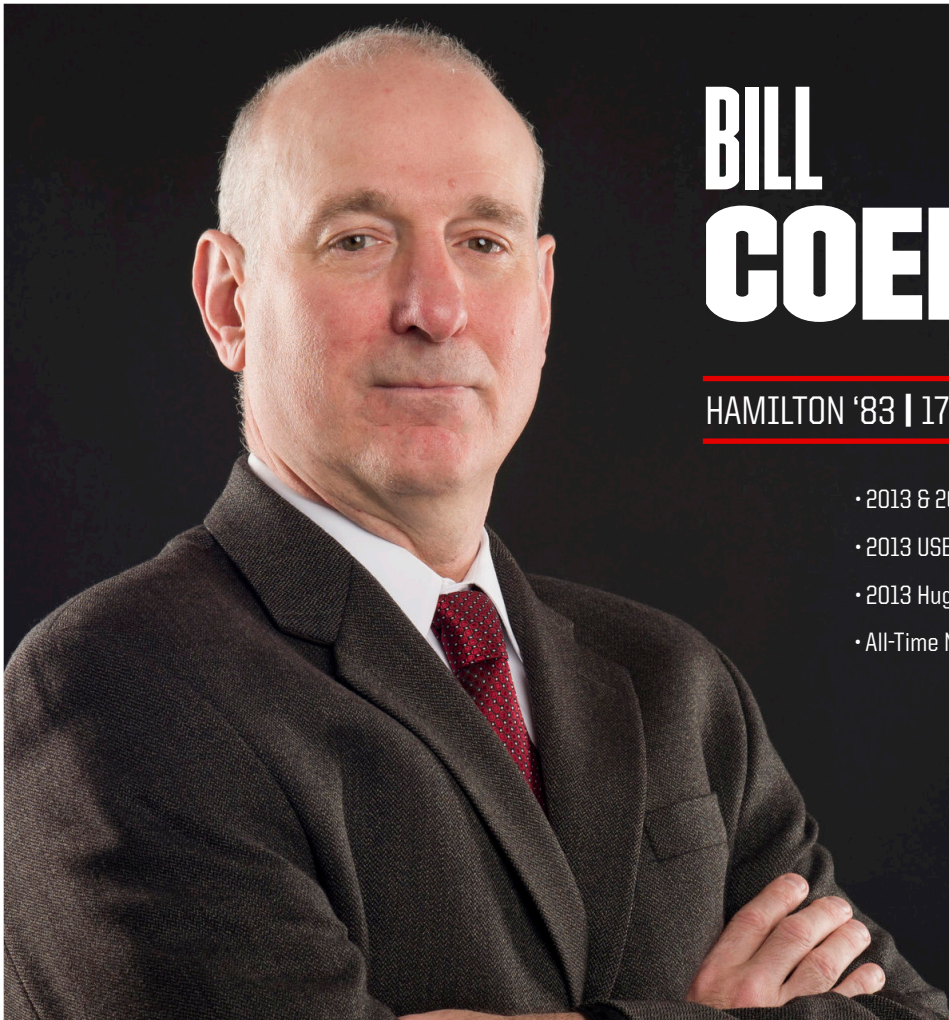
#	Name	Cl	Pos	Ht	Wt	Hometown	High School	Last Team
1	Masai Troutman	Fr.	G	6-6	194	Frederick, Md.	St. Andrew's Episcopal School	
2	Glen McClintock	Jr.	G	6-2	201	Kansas City, Mo.	Rockhurst	Air Force
3	Chase Cormier	Fr.	G	6-2	166	Milton, Ga.	Milton High School	
4	Rashad King	Fr.	G	6-6	198	Evans, Ga.	Evans High School	
10	Harold Woods	Fr.	G	6-5	194	Hammond, Ind.	Hammond High School	
11	Jahmyl Telfort	Jr.	G	6-7	224	Boucherville, Quebec	New Hampton School	
12	Alexander Nwagha	Jr.	F	6-8	223	Milton, Ontario	Orangeville Prep	
13	Jared Turner	Fr.	G/F	6-8	198	Silver Spring, Md.	Gonzaga College High School	
15	Coleman Stucke	Jr.	F	6-7	226	Oakville, Ontario	Orangeville Prep	
23	Joe Pridgen	R-Jr.	G	6-5	223	Winchendon, Mass.	Governor's Academy	UNCW
33	Chris Doherty	R-Sr.	F	6-7	240	Marlborough, Mass.	Marlborough	Notre Dame
45	Collin Metcalf	Fr.	C	6-9	227	Nortof, Germany	Humphreys High School	
55	To Randriasalama	So.	G	6-3	178	Montreal, Québec	Collège Jean-de-Brébeuf	

2022-23 NORTHEASTERN BASKETBALL COACHES AND STAFF // PRONUNCIATIONS

Head Coach	Bill Coen (Hamilton '83)	Alexander Nwagha	wah-gah
Assistant Coach	Brian McDonald (Northeastern '10)	To Randriasalama	too ran-dre-ah-sal-la-mah
.....	Manny Adako (Northeastern '10)	Coleman Stucke	stu-kah
.....	Joel Smith (Northeastern '12)	Jahmyl Telfort	jah-meal tell-fort
Director of Operations	Lauren Tebsherany (Boston College '13)	Masai Troutman	muh-sigh
Graduate Manager	Jon Lee (Northeastern '13)		
Athletic Trainer	Nate Bocko (Vermont '14)		
Communications	Matt Houde (Massachusetts '11)		

2022-23 NORTHEASTERN BASKETBALL ALPHABETICAL ROSTER

#	Name	Cl	Pos	Ht	Wt	Hometown	High School	Last Team
3	Chase Cormier	Fr.	G	6-2	166	Milton, Ga.	Milton High School	
33	Chris Doherty	R-Sr.	F	6-7	240	Marlborough, Mass.	Marlborough	Notre Dame
4	Rashad King	Fr.	G	6-6	198	Evans, Ga.	Evans High School	
2	Glen McClintock	Jr.	G	6-2	201	Kansas City, Mo.	Rockhurst	Air Force
45	Collin Metcalf	Fr.	C	6-9	227	Nortof, Germany	Humphreys High School	
12	Alexander Nwagha	Jr.	F	6-8	223	Milton, Ontario	Orangeville Prep	
23	Joe Pridgen	R-Jr.	G	6-5	223	Winchendon, Mass.	Governor's Academy	UNCW
55	To Randriasalama	So.	G	6-3	178	Montreal, Québec	Collège Jean-de-Brébeuf	
15	Coleman Stucke	Jr.	F	6-7	226	Oakville, Ontario	Orangeville Prep	
11	Jahmyl Telfort	Jr.	G	6-7	224	Boucherville, Quebec	New Hampton School	
1	Masai Troutman	Fr.	G	6-6	194	Frederick, Md.	St. Andrew's Episcopal School	
13	Jared Turner	Fr.	G/F	6-8	198	Silver Spring, Md.	Gonzaga College High School	
10	Harold Woods	Fr.	G	6-5	194	Hammond, Ind.	Hammond High School	



BILL COEN

HAMILTON '83 | 17TH SEASON | 2018 CAA COACH OF THE YEAR

- 2013 & 2018 NABC District 10 Coach of the Year
- 2013 USBWA District I Coach of the Year
- 2013 Hugh Durham National Coach of the Year Finalist
- All-Time Northeastern record 260 wins

- 34 All-CAA selections in 16 seasons
- 28 former players signed professional contracts

THE COEN FILE

Bill Coen is the all-time winningest coach in Northeastern history and has led the Huskies to a CAA-best four regular-season championships since 2006 and two NCAA tournaments over the last eight seasons. Coen has recruited some of the most talented players across the globe, including 28 players that have gone on to play professional basketball.

Coen broke the all-time CAA record with 19 tournament wins and his 175 regular season and postseason wins in the CAA are second most in league history, eight shy of matching the record held by former George Mason and current Miami (FL) coach Jim Larranaga. The Huskies are 13-6 (.684) in the CAA tournament since 2015, and have advanced to the CAA quarterfinals in each of Coen's 16 seasons at the helm.

The Huskies lead the conference with 156 league wins since Coen's arrival in 2005-06, and produced 34 All-CAA first team selections and nine All-Rookie accolades. Northeastern became the fifth program in CAA history to make three consecutive trips to the championship game in 2018, '19 and '20, and have advanced to the semifinals in four of the last five seasons.

Under Coen's guidance, the Huskies became just the fifth program in CAA history to make three consecutive tournament championship games (2018, '19, '20) and were just the third No. 6 seed to advance all the way to the title game in 2020. This past season, NU earned a share of their fourth CAA regular-season title, best since joining the league in 2005. Northeastern leads the way with 154 league wins in the Coen era, and have won a league-best two tournament championships since 2013.

The Huskies have finished .500 or better in 12 of Coen's 16 seasons at the helm in CAA play, including back-to-back 14-win seasons in 2017-18 and '18-19. Northeastern also has appeared in the CAA tournament quarterfinals in all 15 seasons under Coen, advanced to the semifinals nine times, and to the title game five times and two NCAA berths in 2015 and '19. Since Coen took the reins of the Northeastern men's basketball program, Northeastern has accomplished the best winning percentage among current CAA teams in conference and CAA postseason play.

HEAD COACH	Northeastern (2006-present)		
ASSOCIATE HEAD COACH	Boston College (2001-06)		
ASSISTANT COACH	Boston College (1997-2001)		
	Rhode Island (1989-97)		
	Hamilton (1987-89)		
PLAYER	Hamilton (1979-83)		
HONORS	CAA Coach of the Year (2018)		
	USBWA District I Coach of the Year (2010 & 2013)		
	NABC District 10 Co-Coach of the Year (2013 & 2018)		
	NEB Hall of Fame Division I Coach of the Year (2009)		
	Hugh Durham National Coach of the Year Finalist (2013)		
	Overall	CAA	Postseason
2006-07	13-19	9-9	CAA Quarterfinals
2007-08	14-17	9-9	CAA Quarterfinals
2008-09	19-13	12-6	CAA Quarterfinals; CBI Quarterfinals
2009-10	20-13	14-4	CAA Semifinals; NIT First Round
2010-11	11-20	6-12	
2011-12	14-17	9-9	CAA Quarterfinals
2012-13	20-13	14-4 (1st)	CAA Championship; NIT First Round
2013-14	11-21	7-9	CAA Semifinals
2014-15	23-12	12-6 (T-1st)	NCAA 2nd Round, CAA Champs
2015-16	18-15	9-9	CAA Semifinals
2016-17	15-16	8-10	CAA Quarterfinals
2017-18	23-10	14-4	CAA Championship
2018-19	23-11	14-4	NCAA 1st Round; CAA Champs
2019-20	17-16	9-9	CAA Championship
2020-21	10-9	8-2	CAA Semifinals
2021-22	9-22	2-16	CAA Quarterfinals
TOTAL	260-244	156-122	



MEN'S BASKETBALL STAFF



Bill Coen
Head Coach
17th season
Hamilton '83



Tom Murphy
*Director of
Basketball Advancement*
17th season
Springfield '60



Matthew Houde
*Associate AD for
Communications*
Second season
Massachusetts '11



Brian McDonald
Assistant Coach
13th season
Northeastern '10



Lauren Tebsherany
*Director of
Basketball Operations*
Third season
Boston College '13



Jon Lee
Graduate Manager
First season
Northeastern '13



Manny Adako
Assistant Coach
Fifth season
Northeastern '10



Nate Bocko
Athletic Trainer
Fifth season
Vermont '14



Sandra McNee
Equipment Manager
Eighth season
Newbury College '06



Joel Smith
Assistant Coach
Second Season
Northeastern '12





1

Masai TROUTMAN

FRESHMAN | GUARD | 6-6 | 194 | FREDERICK, MD. | ST. ANDREW'S EPISCOPAL SCHOOL

2022-23 SEASON HIGHS

POINTS	n/a
REBOUNDS	n/a
FG MADE	n/a
FG ATTEMPTS	n/a
3FG MADE	n/a
3FG ATTEMPTS	n/a
FT MADE	n/a
FT ATTEMPTS	n/a
ASSISTS	n/a
BLOCKS	n/a
STEALS	n/a
MINUTES	n/a

CAREER HIGHS

POINTS	n/a
REBOUNDS	n/a
FG MADE	n/a
FG ATTEMPTS	n/a
3FG MADE	n/a
3FG ATTEMPTS	n/a
FT MADE	n/a
FT ATTEMPTS	n/a
ASSISTS	n/a
BLOCKS	n/a
STEALS	n/a
MINUTES	n/a

MORE ON MASAI TROUTMAN

Before Northeastern: Played for St. Andrew's Episcopal School, where he played in 25 games during the 2021-22 season ... Averaged 23.1 points, 4.0 rebounds, 4.2 assists, 1.7 blocks, and 2.0 steals per game ... Scored a season-high 33 points against Flint Hill ... Helped lead his team to the MAC Championship game during his senior campaign ... Played AAU for Team Takeover on the Nike EYBL Circuit.

Personal: Rated the third best recruit in Maryland in 2022 according to MaxPreps ... Also had offers from Florida, Georgetown, and Indiana among others.

CAREER STATISTICS

GP-GS	MIN/AVG	TOTAL		3-POINT		F-THROWS		REBOUNDS				PF	FO	AST	TO	BLK	STL	PTS	AVG
		FG-FGA	FG%	3FG-FGA	3FG%	FT-FTA	FT%	OFF	DEF	TOT	AVG								
2022-23 TOTAL																			



2

GLEN

McCLINTOCK

JUNIOR | GUARD | 6-2 | 201 | KANSAS CITY, MO. | ROCKHURST | AIR FORCE

2022-23 SEASON HIGHS

POINTS	n/a
REBOUNDS	n/a
FG MADE	n/a
FG ATTEMPTS	n/a
3FG MADE	n/a
3FG ATTEMPTS	n/a
FT MADE	n/a
FT ATTEMPTS	n/a
ASSISTS	n/a
BLOCKS	n/a
STEALS	n/a
MINUTES	n/a

MORE ON GLEN McCLINTOCK

Before Northeastern: Attended USAFA Prep School in 2019-20 and was team co-captain of the basketball team ... lettered two years in basketball ... Earned Missouri All-State ... Named Kansas City All-Star Game MVP ... Played for Pete Campbell in high school ... Named to the honor roll.

Personal: Parents are Brent and Mary McClintock ... Has four older siblings.

CAREER HIGHS

POINTS	15 (twice)	last: at Delaware (2/10/22)
REBOUNDS	9 (twice)	last vs. Detroit Mercy (11/30/21)
FG MADE	5 (3x)	last: at Delaware (2/10/22)
FG ATTEMPTS	12	at Delaware (2/10/22)
3FG MADE	4	at Delaware (2/10/22)
3FG ATTEMPTS	8	vs. San Jose St. (1/30/21)
FT MADE	3 (twice)	last vs. Fresno State (2/11/21)
FT ATTEMPTS	4 (3x)	last at Harvard (11/27/21)
ASSISTS	6	vs. Wyoming (1/18/21)
BLOCKS	n/a	
STEALS	3 (twice)	at James Madison (1/11/22)

CAREER STATISTICS

	GP-GS	MIN/AVG	TOTAL		3-POINT		F-THROWS		REBOUNDS				PF	FO	AST	TO	BLK	STL	PTS	AVG
			FG-FGA	FG%	3FG-FGA	3FG%	FT-FTA	FT%	OFF	DEF	TOT	AVG								
2020-21 *	20-17	596/29.8	35-87	.402	17-48	.354	20-27	.741	11	54	65	3.3	38	1	36	35	0	18	107	5.4
2021-22	25-8	458/18.3	31-86	.360	18-45	.400	8-10	.800	8	43	51	2.0	24	0	38	24	0	23	88	3.5
at NU	25-8	458/18.3	31-86	.360	18-45	.400	8-10	.800	8	43	51	2.0	24	0	38	24	0	23	88	3.5
TOTAL	45-25	1055/23.4	66-173	.382	35-93	.376	28-37	.757	19	97	116	2.6	62	1	74	59	0	41	195	4.3

* at Air Force



3

Chase CORMIER

FRESHMAN | GUARD | 6-2 | 166 | MILTON, GA. | MILTON HIGH SCHOOL

2022-23 SEASON HIGHS

POINTS	n/a
REBOUNDS	n/a
FG MADE	n/a
FG ATTEMPTS	n/a
3FG MADE	n/a
3FG ATTEMPTS	n/a
FT MADE	n/a
FT ATTEMPTS	n/a
ASSISTS	n/a
BLOCKS	n/a
STEALS	n/a
MINUTES	n/a

MORE ON CHASE CORMIER

Before Northeastern: Played for Milton High School, where he played in 12 games during the 2021-22 season ... Averaged 15.0 points per game and shot 40% from the floor, including a 9-of-30 (.300) mark from three-point range ... Reached double-figures in 10 of the 12 games he played, highlighted by a 20-point night on Dec. 27 vs. Socastee.

Personal: A three-star recruit according to 247Sports and rated the 11th best recruit in Georgia in 2022 ... Also had offers from Florida, Mississippi State, Georgia and Ole Miss, among others.

CAREER HIGHS

POINTS	n/a
REBOUNDS	n/a
FG MADE	n/a
FG ATTEMPTS	n/a
3FG MADE	n/a
3FG ATTEMPTS	n/a
FT MADE	n/a
FT ATTEMPTS	n/a
ASSISTS	n/a
BLOCKS	n/a
STEALS	n/a
MINUTES	n/a

CAREER STATISTICS

GP-GS	MIN/AVG	TOTAL		3-POINT		F-THROWS		REBOUNDS				PF	FO	AST	TO	BLK	STL	PTS	AVG
		FG-FGA	FG%	3FG-FGA	3FG%	FT-FTA	FT%	OFF	DEF	TOT	AVG								

2022-23
TOTAL



4

Rashad KING

FRESHMAN | GUARD | 6-6 | 198 | EVANS, GA. | EVANS HIGH SCHOOL

2022-23 SEASON HIGHS

POINTS	n/a
REBOUNDS	n/a
FG MADE	n/a
FG ATTEMPTS	n/a
3FG MADE	n/a
3FG ATTEMPTS	n/a
FT MADE	n/a
FT ATTEMPTS	n/a
ASSISTS	n/a
BLOCKS	n/a
STEALS	n/a
MINUTES	n/a

CAREER HIGHS

POINTS	n/a
REBOUNDS	n/a
FG MADE	n/a
FG ATTEMPTS	n/a
3FG MADE	n/a
3FG ATTEMPTS	n/a
FT MADE	n/a
FT ATTEMPTS	n/a
ASSISTS	n/a
BLOCKS	n/a
STEALS	n/a
MINUTES	n/a

MORE ON RASHAD KING

Before Northeastern: Played for Evans High School, where he played in 24 games during the 2020-21 season ... Was a starter for two years for Evans and was captain his second season ... He won First Team All-Conference and was All-State Honorable Mention ... Played AAU for AC Georgia where he averaged 15.8 points per game, shot 85% from the free throw line, seven rebounds per game, and five assists per game ... Signed with Air Force Academy out of high school and was sent to Air Force Preparatory School prior to enrollment ... Committed to UMKC, but following a coaching change, re-opened his recruitment and signed with Northeastern in Spring 2022.

Personal: Rated the 20th best recruit in Georgia in 2022 according to MaxPreps ... Also received offers from Air Force, Clayton State, Arkansas-Monticello, Tennessee Tech, and Kansas City among others.

CAREER STATISTICS

2022-23 TOTAL	GP-GS	MIN/AVG	TOTAL		3-POINT		F-THROWS		REBOUNDS				PF	FO	AST	TO	BLK	STL	PTS	AVG
			FG-FGA	FG%	3FG-FGA	3FG%	FT-FTA	FT%	OFF	DEF	TOT	AVG								



10

Harold WOODS

FRESHMAN | GUARD | 6-5 | 194 | HAMMOND, IND. | HAMMOND HIGH SCHOOL

2022-23 SEASON HIGHS

POINTS	n/a
REBOUNDS	n/a
FG MADE	n/a
FG ATTEMPTS	n/a
3FG MADE	n/a
3FG ATTEMPTS	n/a
FT MADE	n/a
FT ATTEMPTS	n/a
ASSISTS	n/a
BLOCKS	n/a
STEALS	n/a
MINUTES	n/a

MORE ON HAROLD WOODS

Before Northeastern: Played three years on varsity for Hammond High School, where he played 20 games and averaged 18.2 points per game, 7.0 rebounds per game, and shot 60% from the field during the 2020-21 season ... Reached double-figures in 19 of the 20 games he played, highlighted by a 32-point night on Dec. 30 vs. North Central High School ... Did a post-graduate year at Don Bosco Prep following his senior year of high school.

Personal: Also had offers from IUPUI and Cleveland State.


CAREER HIGHS

POINTS	n/a
REBOUNDS	n/a
FG MADE	n/a
FG ATTEMPTS	n/a
3FG MADE	n/a
3FG ATTEMPTS	n/a
FT MADE	n/a
FT ATTEMPTS	n/a
ASSISTS	n/a
BLOCKS	n/a
STEALS	n/a
MINUTES	n/a

CAREER STATISTICS

GP-GS	MIN/AVG	TOTAL		3-POINT		F-THROWS		REBOUNDS				PF	FO	AST	TO	BLK	STL	PTS	AVG
		FG-FGA	FG%	3FG-FGA	3FG%	FT-FTA	FT%	OFF	DEF	TOT	AVG								

2022-23
TOTAL



11

Jahmyl TELFORT

JUNIOR | GUARD | 6-7 | 224 | BOUCHERVILLE, QUEBEC | NEW HAMPTON SCHOOL

2022-23 SEASON HIGHS

POINTS	n/a
REBOUNDS	n/a
FG MADE	n/a
FG ATTEMPTS	n/a
3FG MADE	n/a
3FG ATTEMPTS	n/a
FT MADE	n/a
FT ATTEMPTS	n/a
ASSISTS	n/a
BLOCKS	n/a
STEALS	n/a
MINUTES	n/a

CAREER HIGHS

POINTS	30	vs. Drexel (3/8/21)
REBOUNDS	9	vs. Hofstra (1/9/21)
FG MADE	11	vs. Drexel (3/8/21)
FG ATTEMPTS	21	vs. Drexel (3/8/21)
3FG MADE	4 (twice)	last vs. Drexel (3/8/21)
3FG ATTEMPTS	8 (twice)	last vs. Colorado State (11/22/21)
FT MADE	7	at Delaware (2/10/22)
FT ATTEMPTS	7	at Delaware (2/10/22)
ASSISTS	6	vs. William & Mary (2/24/22)
BLOCKS	3 (twice)	last vs. William & Mary (3/5/22)
STEALS	3 (3x)	last vs. Charleston (2/22/22)

MORE ON JAHMYL TELFORT

Awards and Honors:

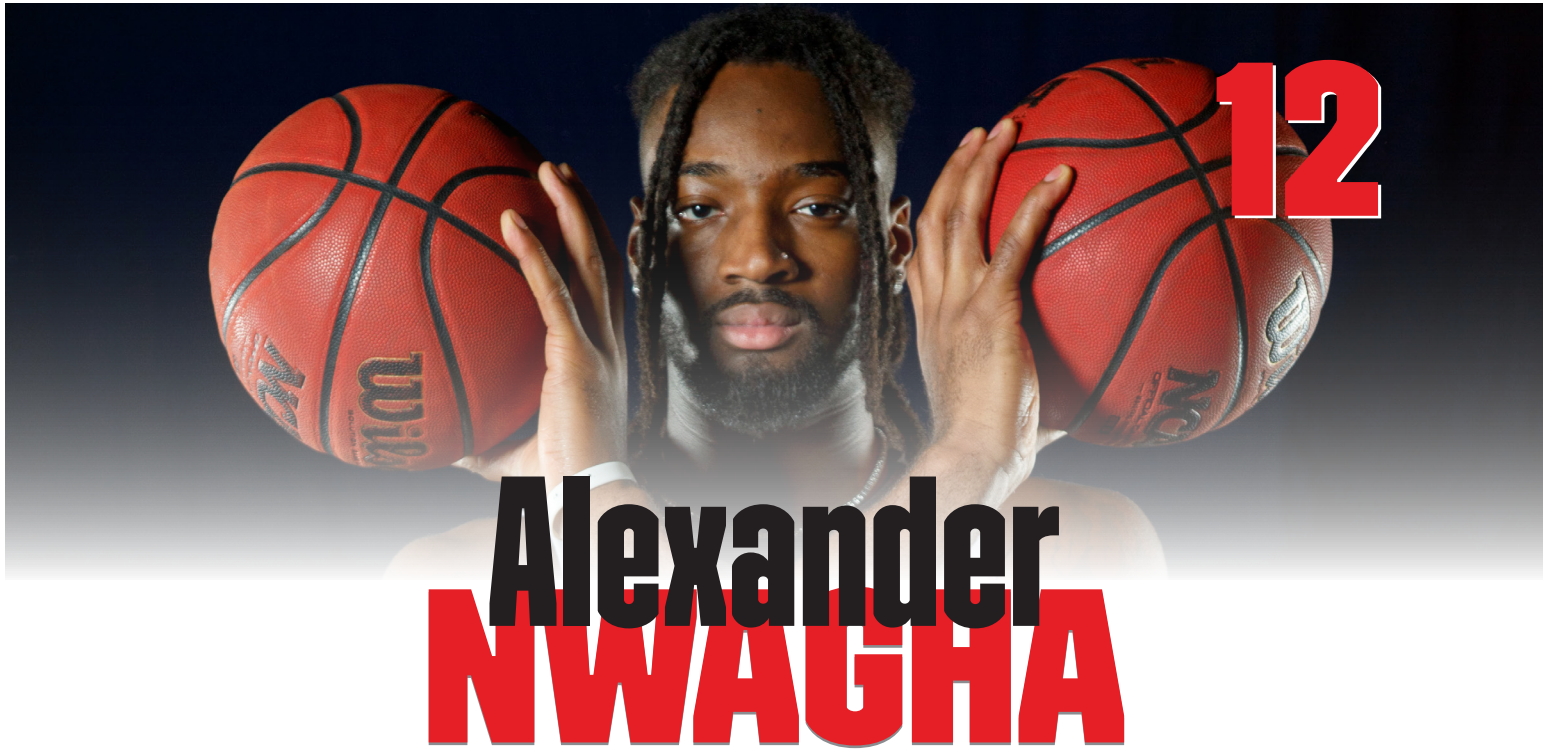
- 2022 Preseason All-CAA Second Team
- CAA Sixth Man of the Year (2021)
- CAA All-Rookie Team (2021)
- Freshman All-American (2021)
- 2020-21 Kyle Macy Award Finalist, awarded to the country's top freshman
- 3x CAA Rookie of the Week (12/14/20, 1/4/21, 1/25/21)

Before Northeastern: Played his final season at the New Hampton School in New Hampshire ... Led the Huskies to the NEPSAC AAA championship with 14.1 points, 6.7 rebounds and 2.6 assists per game ... Ranked No. 10 in New Hampshire and No. 21 in all of New England ... All-NEPSAC AAA second team ... Earned varsity letters in basketball at Thornlea and De Mortagne Secondary Schools ... Helped lead team to consecutive Provincial championships in 2015 and '16 ... Played with the Parc Ex Knights in Montreal Basketball League from 2015-18, earning MVP honors and is a two-time RSEQ first team selection ... Competed in AAU for Brookwood Elite.

Personal: Parents are Jacobson Telfort and Kerline Desir ... Has eight brothers and sisters, Josue, Jonathan, Jordyson, Jadeline, Jacob, twin sister Jael, Jordan and Josh ... Chose Northeastern for the basketball program, academics and being close to home ... Majoring in business.

CAREER STATISTICS

	GP-GS	MIN/AVG	TOTAL		3-POINT		F-THROWS		REBOUNDS				PF	FO	AST	TO	BLK	STL	PTS	AVG
			FG-FGA	FG%	3FG-FGA	3FG%	FT-FTA	FT%	OFF	DEF	TOT	AVG								
2020-21	18-4	516/28.7	74-177	.418	26-71	.366	39-50	.780	13	55	68	3.8	29	0	25	36	7	11	213	11.8
2021-22	31-28	1011/32.6	144-346	.416	28-113	.248	75-114	.658	29	62	91	2.9	65	1	57	87	12	27	391	12.6
TOTAL	49-32	1526/31.2	218-523	.417	54-184	.293	114-164	.695	42	117	159	3.2	94	1	82	123	19	38	604	12.3



Alexander NWAGHA

JUNIOR | FORWARD | 6-8 | 223 | MILTON, ONTARIO | ORANGEVILLE PREP

2022-23 SEASON HIGHS

POINTS	n/a
REBOUNDS	n/a
FG MADE	n/a
FG ATTEMPTS	n/a
3FG MADE	n/a
3FG ATTEMPTS	n/a
FT MADE	n/a
FT ATTEMPTS	n/a
ASSISTS	n/a
BLOCKS	n/a
STEALS	n/a
MINUTES	n/a

MORE ON ALEXANDER NWAGHA

Before Northeastern: Played final season at Orangeville Prep with current NU teammate Coleman Stucke ... Helped lead team to OSBA Championship and averaged 8.7 points and 7.8 rebounds per game in 2020 ... Lettered in basketball for three seasons at King's Christian Collegiate and one season at Bishop Reading ... Ranked Top 40 Canadian class of 2020 ... Lettered in track for three seasons and volleyball for one ... Broke school record in the 100-meter dash with a time of 11.89 ... Tallied 12th-place finish in the high jump at the OFSAA Championships with a clear of 5 feet, 5 inches (1.65 meters) ... Played for Team Canada U16 Junior Cadets-FIBA Americas, Burlington Basketball for U14 and U15, Canada Elite UA Circuit U16 and Nike Bounce U17 ... Scored a career-best 40 points in the club tournament finals, and grabbed a career-high 20 rebounds in an AAU game ... Played AAU for CIA Bounce.

CAREER HIGHS

POINTS	5	vs. Delaware (1/17/22)
REBOUNDS	7	at West Virginia (12/29/20)
FG MADE	2 (3x)	last at Delaware (2/10/22)
FG ATTEMPTS	5	vs. Delaware (1/17/22)
3FG MADE	n/a	
3FG ATTEMPTS	n/a	
FT MADE	1 (3x)	last at UNCW (1/27/22)
FT ATTEMPTS	4	at UNCW (1/27/22)
ASSISTS	4	vs. Delaware (1/17/22)
BLOCKS	2	vs. Delaware (1/17/22)
STEALS	1 (5x)	last at Delaware (2/10/22)

Personal: Parents are Francis and Akunna Nwagha ... Prefers to be called Kachi ... Has three siblings, Adaeze, Talia and Zyana ... Four-time Honor Roll student in high school had earned Principal Gold Award three times ... Chose Northeastern for the academics, connection with coaching staff and location ... Majoring in mechanical engineering.

CAREER STATISTICS

	GP-GS	MIN/AVG	TOTAL		3-POINT		F-THROWS		REBOUNDS				PF	FO	AST	TO	BLK	STL	PTS	AVG
			FG-FGA	FG%	3FG-FGA	3FG%	FT-FTA	FT%	OFF	DEF	TOT	AVG								
2020-21	9-0	51/5.6	4-6	.667	0-0	.000	0-0	.000	8	8	16	1.8	12	0	1	4	3	1	8	0.9
2021-22	15-1	85/5.7	5-14	.357	0-0	.000	3-10	.300	4	10	14	0.9	11	0	8	6	3	4	13	0.9
TOTAL	24-1	135/5.6	9-20	.450	0-0	.000	3-10	.300	12	18	30	1.3	23	0	9	10	6	5	21	0.9



FRESHMAN | GUARD/FORWARD | 6-8 | 198 | SILVER SPRING, MD. | GONZAGA COLLEGE HIGH SCHOOL

2022-23 SEASON HIGHS

POINTS	n/a
REBOUNDS	n/a
FG MADE	n/a
FG ATTEMPTS	n/a
3FG MADE	n/a
3FG ATTEMPTS	n/a
FT MADE	n/a
FT ATTEMPTS	n/a
ASSISTS	n/a
BLOCKS	n/a
STEALS	n/a
MINUTES	n/a

MORE ON JARED TURNER

Before Northeastern: Played for Gonzaga High School, where he played in 28 games during the 2021-22 season ... Averaged 8.8 points per game and shot 36% from the floor, including a 56-of-167 (.340) mark from three-point range, in addition to leading his team in every other major statistical category ... Recorded four double-doubles on the season ... Had one of his best performances of the season against Archbishop Carroll where he recorded 20 points and 10 rebounds shooting 6-10 from the field ... Was awarded 1st Team All-State, 2nd Team All-WCAC and All-Met Honorable Mention during his senior season.

Personal: A three-star recruit according to 247Sports and rated the 13th best recruit in Washington D.C. in 2022 according to MaxPreps ... Also had offers from Brown, Bryant, Buffalo, and Charlotte among others.

CAREER HIGHS

POINTS	n/a
REBOUNDS	n/a
FG MADE	n/a
FG ATTEMPTS	n/a
3FG MADE	n/a
3FG ATTEMPTS	n/a
FT MADE	n/a
FT ATTEMPTS	n/a
ASSISTS	n/a
BLOCKS	n/a
STEALS	n/a
MINUTES	n/a

CAREER STATISTICS

2022-23	GP-GS	MIN/AVG	TOTAL		3-POINT		F-THROWS		REBOUNDS		PF	FO	AST	TO	BLK	STL	PTS	AVG
			FG-FGA	FG%	3FG-FGA	3FG%	FT-FTA	FT%	OFF	DEF								
TOTAL																		



15



Coleman STUCKE

JUNIOR | FORWARD | 6-7 | 226 | OAKVILLE, ONTARIO | ORANGEVILLE PREP

2022-23 SEASON HIGHS

POINTS	n/a
REBOUNDS	n/a
FG MADE	n/a
FG ATTEMPTS	n/a
3FG MADE	n/a
3FG ATTEMPTS	n/a
FT MADE	n/a
FT ATTEMPTS	n/a
ASSISTS	n/a
BLOCKS	n/a
STEALS	n/a
MINUTES	n/a

CAREER HIGHS

POINTS	15 (twice)	last vs. Delaware (1/17/22)
REBOUNDS	8	vs. UNCW (1/24/22)
FG MADE	5 (5x)	last vs. Delaware (1/17/22)
FG ATTEMPTS	12	vs. James Madison (2/3/22)
3FG MADE	4	at North Carolina (2/17/21)
3FG ATTEMPTS	9	at Syracuse (12/16/20)
FT MADE	4 (twice)	last at Towson (1/9/22)
FT ATTEMPTS	6	vs. Elon (1/2/21)
ASSISTS	5	at Syracuse (12/16/20)
BLOCKS	2	vs. Boston University (11/16/21)
STEALS	2 (3x)	last vs. UNCW (1/24/22)

MORE ON COLEMAN STUCKE

Before Northeastern: Played final season at Orangeville Prep after four seasons at King's Christian Collegiate ... Four-time captain at King's Christian Collegiate ... Won OSBA Championship with Orangeville Prep and played with current NU teammate Alexander Nwagha ... Averaged 20.5 points and 6.1 rebounds per game during his final season ... Named OSBA first team in his final season, Biosteel All-Canadian in 2020, and Signature All-Canadian in 2019 ... Played with Canada Elite for AAU basketball in the Under Armour Association, earning UAA All-Star honors in 2018 after finishing inside the top five in scoring and three-point field goal percentage ... Also played AAU with CIA Bounce.

Personal: Parents are Brent and Kristi Stucke ... Father played football at Wilfrid Laurier University where he won a national title in 1991 ... Has one sister, Alexa ... His cousin, Nia Clark, is a redshirt freshman on the women's basketball team at Xavier ... Honor Roll student in high school ... Platinum Academic Award on four occasions ... Chose Northeastern for academics, player development and relationships with coaching staff ... Plans to major in business administration.

CAREER STATISTICS

	GP-GS	MIN/AVG	TOTAL		3-POINT		F-THROWS		REBOUNDS				PF	FO	AST	TO	BLK	STL	PTS	AVG
			FG-FGA	FG%	3FG-FGA	3FG%	FT-FTA	FT%	OFF	DEF	TOT	AVG								
2020-21	19-19	419/22.0	42-110	.382	24-73	.329	8-13	.615	2	43	45	2.4	32	0	15	15	5	8	116	6.1
2021-22	18-11	401/22.3	39-99	.394	18-63	.286	13-13	1.000	18	34	52	2.9	23	0	18	13	8	6	109	6.1
TOTAL	37-30	819/22.1	81-209	.388	42-136	.309	21-26	.808	20	77	97	2.6	55	0	33	28	13	14	225	6.1



23

Joe PRIDGEN

REDSHIRT JUNIOR | GUARD | 6-5 | 223 | WINCHENDON, MASS. | GOVERNOR'S ACADEMY | UNCW

2022-23 SEASON HIGHS

POINTS	n/a
REBOUNDS	n/a
FG MADE	n/a
FG ATTEMPTS	n/a
3FG MADE	n/a
3FG ATTEMPTS	n/a
FT MADE	n/a
FT ATTEMPTS	n/a
ASSISTS	n/a
BLOCKS	n/a
STEALS	n/a
MINUTES	n/a

MORE ON JOE PRIDGEN

Before Northeastern: Played the 2020-21 season at UNCW, where he appeared in 14 games averaging 12.1 points per game ... Played in 30 games, including 29 starts, at Holy Cross during the 2019-20 season ... Lettered in basketball at Winchendon School and Governor's Academy ... Garnered All-Independent School League accolade as a junior and named All-New England honorable mention ... Ranked as omne of the top five forwards in Massachusetts by the New England Recruiting Report and played for the Expressions Elite AAU club in the Nike Elite Youth Basketball League.

Personal: Born in Oklahoma City, Okla. ... Parents are Joe and Rebecca Pridgen ... Plans to major in communications.

CAREER HIGHS

POINTS	32	vs. UMass Boston (12/10/19)
REBOUNDS	13	at Campbell (12/21/20)
FG MADE	12	at American (1/18/20)
FG ATTEMPTS	20 (twice)	last at Army (2/26/20)
3FG MADE	2 (3x)	last vs. Delaware State (12/23/20)
3FG ATTEMPTS	4	vs. St. Andrew's (12/9/20)
FT MADE	9 (twice)	last vs. Lafayette (2/15/20)
FT ATTEMPTS	16	vs. UMass Boston (12/10/19)
ASSISTS	6	vs. Hofstra (1/31/21)
BLOCKS	2 (5x)	
STEALS	3 (3x)	last vs. William & Mary (3/6/21)

CAREER STATISTICS

	GP-GS	MIN/AVG	TOTAL FG-FGA FG%	3-POINT 3FG-FGA 3FG%	F-THROWS FT-FTA FT%	REBOUNDS OFF DEF TOT AVG	Pf	Fo	AST	TO	BLK	STL	PTS	AVG
2019-20 *	30-29	1056/35.2	208-373 .558	12-28 .429	93-160 .581	52 152 204 6.8	71	0	66	106	15	28	521	17.4
2020-21 @	14-13	471/33.7	67-120 .558	6-19 .316	29-46 .630	41 74 115 8.2	32	0	26	29	11	17	169	12.1
TOTAL	44-42	1528/34.7	275-493 .558	18-47 .383	122-206 .592	93 226 319 7.3	103	0	92	135	26	45	690	15.7

* at Holy Cross
@ at UNCW



Chris DOHERTY

REDSHIRT SENIOR | FORWARD | 6-7 | 240 | MARLBOROUGH, MASS. | MARLBOROUGH | NOTRE DAME

2022-23 SEASON HIGHS

POINTS	n/a
REBOUNDS	n/a
FG MADE	n/a
FG ATTEMPTS	n/a
3FG MADE	n/a
3FG ATTEMPTS	n/a
FT MADE	n/a
FT ATTEMPTS	n/a
ASSISTS	n/a
BLOCKS	n/a
STEALS	n/a
MINUTES	n/a

MORE ON CHRIS DOHERTY

Before Northeastern: Played in 17 games over two seasons (2018-19 and 2019-20) at Notre Dame ... Earned four varsity letters in basketball at Marlborough High School ... Three-time all-state honoree ... Helped lead team to a district championship in 2015 ... Named Mid-Watch MVP on three occasions ... Averaged 19.7 points, 12.3 rebounds, 4.5 blocks and 3.1 assists per game as a senior ... Played AAU basketball for New England Playaz.

Personal: Parents are Craig Doherty and Aimee Paul ... Majoring in criminal justice ... Decided to transfer to NU to be closer to home, academics and strong athletic programs.


CAREER HIGHS

POINTS	26	vs. William & Mary (3/5/22)
REBOUNDS	18	vs. William & Mary (3/7/21)
FG MADE	10	vs. William & Mary (3/5/22)
FG ATTEMPTS	14	at Hofstra (2/19/22)
3FG MADE	n/a	
3FG ATTEMPTS	1	vs. Davidson (12/12/21)
FT MADE	7 (3x)	last at Drexel (2/12/22)
FT ATTEMPTS	14	vs. College of Charleston (1/16/21)
ASSISTS	4	at Georgia State (11/12/21)
BLOCKS	3	vs. James Madison (2/3/22)
STEALS	2 (3x)	last vs. William & Mary (2/24/22)

CAREER STATISTICS

	GP-GS	MIN/AVG	TOTAL		3-POINT		F-THROWS		REBOUNDS				Pf	FO	AST	TO	BLK	STL	PTS	AVG
			FG-FGA	FG%	3FG-FGA	3FG%	FT-FTA	FT%	OFF	DEF	TOT	AVG								
2018-19 *	11-0	41/3.7	4-6	.667	0-0	.000	1-4	.250	4	6	10	0.9	9	0	1	2	1	1	9	0.8
2019-20 *	6-0	15/2.5	3-4	.750	0-0	.000	0-2	.000	1	3	4	0.7	2	0	0	0	1	1	6	1.0
2020-21	12-2	202/16.8	25-41	.610	0-0	.000	13-26	.500	36	36	72	6.0	25	0	9	9	10	3	63	5.3
2021-22	30-30	891/29.7	131-224	.585	0-1	.000	93-124	.750	99	169	268	8.9	94	3	46	65	28	9	355	11.8
at NU	42-32	1092/26.0	156-265	.589	0-1	.000	106-150	.707	135	205	340	8.1	119	3	55	74	38	12	418	10.0
TOTAL	59-32	1149/19.5	163-275	.593	0-1	.000	107-156	.686	140	214	354	6.0	130	3	56	76	40	14	433	7.3

* at Notre Dame



45

Collin METCALF

FRESHMAN | CENTER | 6-9 | 227 | NORTOF, GERMANY | HUMPHREYS HIGH SCHOOL

2022-23 SEASON HIGHS

POINTS	n/a
REBOUNDS	n/a
FG MADE	n/a
FG ATTEMPTS	n/a
3FG MADE	n/a
3FG ATTEMPTS	n/a
FT MADE	n/a
FT ATTEMPTS	n/a
ASSISTS	n/a
BLOCKS	n/a
STEALS	n/a
MINUTES	n/a

MORE ON COLLIN METCALF

Before Northeastern: Played three years for Humphreys High School ... Averaged 11.7 points per game and 15.3 rebounds per game during the 2020-21 season ... Transferred to Mercersburg Academy his senior year.

Personal: Also had offers from Siena and Coppin State.

CAREER HIGHS

POINTS	n/a
REBOUNDS	n/a
FG MADE	n/a
FG ATTEMPTS	n/a
3FG MADE	n/a
3FG ATTEMPTS	n/a
FT MADE	n/a
FT ATTEMPTS	n/a
ASSISTS	n/a
BLOCKS	n/a
STEALS	n/a
MINUTES	n/a

CAREER STATISTICS

2022-23 TOTAL	GP-GS	MIN/AVG	TOTAL		3-POINT		F-THROWS		REBOUNDS				PF	FO	AST	TO	BLK	STL	PTS	AVG
			FG-FGA	FG%	3FG-FGA	3FG%	FT-FTA	FT%	OFF	DEF	TOT	AVG								



55



To

RANDRIASALAMA

SOPHOMORE | GUARD | 6-3 | 178 | MONTREAL, QUÉBEC | COLLÈGE JEAN-DE-BRÉBEUF

2022-23 SEASON HIGHS

POINTS	n/a
REBOUNDS	n/a
FG MADE	n/a
FG ATTEMPTS	n/a
3FG MADE	n/a
3FG ATTEMPTS	n/a
FT MADE	n/a
FT ATTEMPTS	n/a
ASSISTS	n/a
BLOCKS	n/a
STEALS	n/a
MINUTES	n/a

MORE ON TO RANDRIASALAMA

Before Northeastern: Played basketball at Collège Jean-de-Brébeuf ... Shot over 40 percent from behind the arc and led the team to a 15-3 record in 2019-20 with a team-best 17.8 points per game ... Added 4.9 rebounds and 3.1 assists per game ... Garnered all-star and all-league recognition as a junior.

CAREER HIGHS

POINTS	5	vs. Davidson (12/12/21)
REBOUNDS	3	at Drexel (2/12/22)
FG MADE	2	vs. Davidson (12/12/21)
FG ATTEMPTS	4	at James Madison (1/11/22)
3FG MADE	1 (twice)	last vs. Hofstra (1/22/22)
3FG ATTEMPTS	2 (twice)	last at James Madison (1/11/22)
FT MADE	1 (twice)	last at UNCW (1/27/22)
FT ATTEMPTS	2 (twice)	last at UNCW (1/27/22)
ASSISTS	1 (3x)	last at UNCW (1/27/22)
BLOCKS	n/a	
STEALS	1	at UNCW (1/27/22)
MINUTES	12	at UNCW (1/27/22)

CAREER STATISTICS

	GP-GS	MIN/AVG	TOTAL		3-POINT		F-THROWS		REBOUNDS				PF	FO	AST	TO	BLK	STL	PTS	AVG
			FG-FGA	FG%	3FG-FGA	3FG%	FT-FTA	FT%	OFF	DEF	TOT	AVG								
2021-22	11-0	57/5.2	4-17	.235	2-9	.222	2-4	.500	4	4	8	0.7	0	0	4	2	0	1	12	1.1
TOTAL	11-0	57/5.2	4-17	.235	2-9	.222	2-4	.500	4	4	8	0.7	0	0	4	2	0	1	12	1.1



2021-22 Northeastern Men's Basketball Combined Team Statistics All games

Game Records

Record	Overall	Home	Away	Neutral
ALL GAMES	9-22	6-8	0-12	3-2
CONFERENCE	2-16	2-7	0-9	0-0
NON-CONFERENCE	7-6	4-1	0-3	3-2

Score by Periods

Team	1st	2nd	OT	TOT
Northeastern	931	1043	19	1993
Opponents	971	1151	20	2142

Team Box Score

No.	Player				Total		3-Point		F-Throw		Rebounds											
		GP-GS	MIN	AVG	FG-FGA	FG%	3FG-3FGA	3FG%	FT-FTA	FT%	OFF	DEF	TOT	AVG	PF	DQ	A	TO	BLK	STL	PTS	AVG
11	TELFORT, Jahmyl	31-28	1010:41	32.6	144-346	.416	28-113	.248	75-114	.658	29	62	91	2.9	65	1	57	87	12	27	391	12.6
10	SCOTT-GRAYSON, Tyreek	6-4	180:41	30.1	25-59	.424	5-18	.278	19-22	.864	3	29	32	5.3	12	0	15	14	3	6	74	12.3
33	DOHERTY, Chris	30-30	890:37	29.7	131-224	.585	0-1	.000	93-124	.750	99	169	268	8.9	94	3	46	65	28	9	355	11.8
13	DJOGO, Nikola	28-27	878:46	31.4	106-242	.438	52-132	.394	59-70	.843	12	146	158	5.6	67	1	51	40	8	29	323	11.5
24	WALTERS, Shaquille	26-23	883:21	34.0	102-248	.411	34-110	.309	50-69	.725	4	107	111	4.3	67	3	64	91	4	19	288	11.1
00	STRONG, Jason	31-7	564:58	18.2	69-170	.406	33-100	.330	21-28	.750	19	55	74	2.4	43	0	24	18	4	6	192	6.2
15	STUCKE, Coleman	18-11	400:53	22.3	39-99	.394	18-63	.286	13-13	1.000	18	34	52	2.9	23	0	18	13	8	6	109	6.1
2	MCCINTOCK, Glen	25-8	458:08	18.3	31-86	.360	18-45	.400	8-10	.800	8	43	51	2.0	24	0	38	24	0	23	88	3.5
1	CUBRILLO, Vito	16-7	223:56	14.0	18-41	.439	9-27	.333	4-5	.800	3	12	15	0.9	18	0	7	15	1	7	49	3.1
22	EMANGA, Quirin	30-9	537:55	17.9	31-71	.437	11-39	.282	16-23	.696	11	33	44	1.5	40	1	21	29	12	9	89	3.0
55	RANDRIASALAMA, To	11-0	57:21	5.2	4-17	.235	2-9	.222	2-4	.500	4	4	8	0.7	0	0	4	2	0	1	12	1.1
12	NWAGHA, Alexander	15-1	84:59	5.7	5-14	.357	0-0	.000	3-10	.300	4	10	14	0.9	11	0	8	6	3	4	13	0.9
32	BRAUN, Connor	21-0	77:45	3.7	4-7	.571	0-0	.000	2-5	.400	3	5	8	0.4	8	0	0	4	2	0	10	0.5
Team											33	33	66					25				
Total		31	6250		709-1624	.437	210-657	.320	365-497	.734	250	742	992	32.0	472	9	353	433	85	146	1993	64.3
Opponents		31	6250		792-1744	.454	221-644	.343	337-446	.756	231	699	930	30.0	498	8	367	320	69	227	2142	69.1

Team Statistics

	NE	OPP
Scoring	1993	2142
Points per game	64.3	69.1
Scoring margin	-4.8	-
Field goals-att	709-1624	792-1744
Field goal pct	.437	.454
3 point fg-att	210-657	221-644
3-point FG pct	.320	.343
3-pt FG made per game	6.8	7.1
Free throws-att	365-497	337-446
Free throw pct	.734	.756
F-Throws made per game	11.8	10.9
Rebounds	992	930
Rebounds per game	32.0	30.0
Rebounding margin	+2.0	-
Assists	353	367
Assists per game	11.4	11.8
Turnovers	433	320
Turnovers per game	14.0	10.3
Turnover margin	-3.6	-
Assist/turnover ratio	0.8	1.1
Steals	146	227
Steals per game	4.7	7.3
Blocks	85	69
Blocks per game	2.7	2.2
Winning streak	0	-
Home win streak	0	-
Attendance	10364	24184
Home games-Avg/Game	14-740	12-2015
Neutral site-Avg/Game	-	5-1392

Team Results

Date	Opponent	Score	Att.
11/09/2021	at Colgate	L 58-65	1013
11/12/2021	at Georgia St.	L 64-83	1008
11/16/2021	Boston U.	W 49-48	1699
11/19/2021	vs Duquesne	W 71-55	842
11/21/2021	vs Southern Ill.	W 59-47	879
11/22/2021	vs Colorado St.	L 61-71	924
11/27/2021	at Harvard	L 57-77	1183
11/30/2021	Detroit Mercy	W 66-56	872
12/03/2021	Colgate	W 74-69	912
12/07/2021	Massachusetts	W 82-76	1252
12/12/2021	Davidson	L 69-79	1197
12/29/2021	at Elon	L 62-79	1487
12/31/2021	at William & Mary	L 70-71	1693
01/09/2022	at Towson	L 67-70	732
01/11/2022	at James Madison	L 66-89	2783
01/15/2022	Drexel	L 68-76	0
01/17/2022	Delaware	Lot 76-82	0
01/22/2022	Hofstra	L 50-72	0
01/24/2022	UNCW	L 68-74	564
01/27/2022	at UNCW	L 62-67	4146
01/29/2022	at Col. of Charleston	L 63-81	4364
02/03/2022	James Madison	L 71-76	667
02/05/2022	Towson	W 58-53	817
02/10/2022	at Delaware	L 61-74	2347
02/12/2022	at Drexel	L 51-67	872
02/19/2022	at Hofstra	L 73-76	2556
02/22/2022	Col. of Charleston	L 72-83	518
02/24/2022	William & Mary	W 62-28	749
02/26/2022	Elon	L 54-67	1117
03/05/2022	vs William & Mary	Wot 68-63	2503
03/06/2022	vs Towson	L 61-68	1811



2021-22 CONFERENCE STATISTICS | CAA RECORD: 2-16



2021-22 Northeastern Men's Basketball Combined Team Statistics In Conference games

Page 1/1
as of Oct 18, 2022

Game Records

Record	Overall	Home	Away	Neutral
ALL GAMES	2-16	2-7	0-9	0-0
CONFERENCE	2-16	2-7	0-9	0-0
NON-CONFERENCE	0-0	0-0	0-0	0-0

Score by Periods

Team	1st	2nd	OT	TOT
Northeastern	538	609	7	1154
Opponents	614	658	13	1285

Team Box Score

No.	Player	Total			3-Point			F-Throw		Rebounds				PF	DQ	A	TO	BLK	STL	PTS	AVG	
		GP-GS	MIN	AVG	FG-FGA	FG%	3FG-3FGA	3FG%	FT-FTA	FT%	OFF	DEF	TOT									AVG
10	SCOTT-GRAYSON, Tyreek	2-2	72:28	36.2	10-26	.385	2-8	.250	8-9	.889	2	10	12	6.0	4	0	4	8	2	1	30	15.0
11	TELFORT, Jahmyl	18-17	622:51	34.6	90-211	.427	18-66	.273	53-71	.746	21	34	55	3.1	44	1	35	55	7	16	251	13.9
13	DJOGO, Nikola	18-18	568:34	31.6	74-160	.463	35-87	.402	33-38	.868	7	92	99	5.5	44	1	32	31	3	15	216	12.0
33	DOHERTY, Chris	17-17	483:15	28.4	71-126	.563	0-0	.000	48-68	.706	55	93	148	8.7	55	0	24	39	18	5	190	11.2
24	WALTERS, Shaquille	14-12	468:59	33.5	49-129	.380	15-60	.250	19-25	.760	1	50	51	3.6	32	1	32	46	3	10	132	9.4
15	STUCKE, Coleman	14-10	344:17	24.6	34-83	.410	16-52	.308	13-13	1.000	16	29	45	3.2	19	0	14	10	5	5	97	6.9
00	STRONG, Jason	18-2	279:27	15.5	36-95	.379	23-66	.348	6-8	.750	7	32	39	2.2	22	0	12	5	3	2	101	5.6
22	EMANGA, Quirin	18-7	353:29	19.6	23-51	.451	8-28	.286	9-12	.750	6	10	16	0.9	22	1	11	20	8	7	63	3.5
2	MCCLINTOCK, Glen	16-3	263:40	16.5	19-46	.413	11-24	.458	3-4	.750	7	19	26	1.6	15	0	26	16	0	18	52	3.3
12	NWAGHA, Alexander	9-1	73:31	8.2	5-13	.385	0-0	.000	2-8	.250	4	8	12	1.3	9	0	8	6	3	3	12	1.3
55	RANDRIASALAMA, To	7-0	37:23	5.3	2-11	.182	1-5	.200	2-4	.500	4	4	8	1.1	0	0	3	2	0	1	7	1.0
1	CUBRILO, Vito	6-1	39:19	6.6	0-3	.000	0-3	.000	2-2	1.000	1	1	2	0.3	6	0	0	6	0	2	2	0.3
32	BRAUN, Connor	8-0	17:47	2.2	0-2	.000	0-0	.000	1-2	.500	0	0	0	0.0	2	0	0	2	0	0	1	0.1
Team											29	14	43					10				
Total		18	3625		413-956	.432	129-399	.323	199-264	.754	160	396	556	30.9	274	4	201	256	52	85	1154	64.1
Opponents		18	3625		483-1004	.481	119-338	.352	200-259	.772	125	390	515	28.6	283	2	221	186	49	140	1285	71.4

Team Statistics

	NE	OPP
Scoring	1154	1285
Points per game	64.1	71.4
Scoring margin	-7.3	-
Field goals-att	413-956	483-1004
Field goal pct	.432	.481
3 point fg-att	129-399	119-338
3-point FG pct	.323	.352
3-pt FG made per game	7.2	6.6
Free throws-att	199-264	200-259
Free throw pct	.754	.772
F-Throws made per game	11.1	11.1
Rebounds	556	515
Rebounds per game	30.9	28.6
Rebounding margin	+2.3	-
Assists	201	221
Assists per game	11.2	12.3
Turnovers	256	186
Turnovers per game	14.2	10.3
Turnover margin	-3.9	-
Assist/turnover ratio	0.8	1.2
Steals	85	140
Steals per game	4.7	7.8
Blocks	52	49
Blocks per game	2.9	2.7
Winning streak	0	-
Home win streak	0	-
Attendance	4432	20980
Home games-Avg/Game	9-492	9-2331
Neutral site-Avg/Game	-	0-0

Team Results

Date	Opponent	Score	Att.
12/29/2021	at Elon	L 62-79	1487
12/31/2021	at William & Mary	L 70-71	1693
01/09/2022	at Towson	L 67-70	732
01/11/2022	at James Madison	L 66-89	2783
01/15/2022	Drexel	L 68-76	0
01/17/2022	Delaware	Lot 76-82	0
01/22/2022	Hofstra	L 50-72	0
01/24/2022	UNCW	L 68-74	564
01/27/2022	at UNCW	L 62-67	4146
01/29/2022	at Col. of Charleston	L 63-81	4364
02/03/2022	James Madison	L 71-76	667
02/05/2022	Towson	W 58-53	817
02/10/2022	at Delaware	L 61-74	2347
02/12/2022	at Drexel	L 51-67	872
02/19/2022	at Hofstra	L 73-76	2556
02/22/2022	Col. of Charleston	L 72-83	518
02/24/2022	William & Mary	W 62-28	749
02/26/2022	Elon	L 54-67	1117




NORTHEASTERN GREATS AND PLAYERS IN THE PROS



JOSE JUAN BAREA (2002-06)

Barea is regarded by many as the most exciting player ever to wear a Husky uniform. He proved himself as a national leader in both scoring and assists, finishing the 2004-05 season as the first player since 1997-98 to rank in the top 10 in both categories and finishing among the top 20 in his senior season. He was named an AP All-America honorable mention, as well as the CAA Player of the Year and CollegeInsider.com Mid-Major Player of the Year. Barea is second all-time in both scoring and assists at Northeastern. He was signed by the Dallas Mavericks in 2006 and made his NBA debut on Nov. 4, 2006. Barea helped lead Dallas to the NBA title in 2011.




DAVE CALIGARIS (1973-77)

Dave Caligaris owns the unofficial title as the greatest pure shooter in the history of NU basketball. He was a renowned scholar-athlete as a two-time Academic All-America selection, graduating summa cum laude with a 3.84 GPA in accounting. Caligaris departed NU as the leader in career points, 1673, and games played, 101, all of which were consecutive. In addition to the academic accolades, he was a District I All-American on the court as a junior and senior. Caligaris went on to earn his MBA from Harvard. He is currently the President for the Green Company, a prestigious real estate developer.




PETE HARRIS (1977-81)

Pete Harris was the leader of the 1981 Husky team that advanced to the NCAA Tournament for the first time. Harris is the third all-time leading scorer in NU history and one of only three Huskies to eclipse the 2,000-point plateau. A Street and 's All-American entering his senior season, Harris served as the team's captain and collected All-ECAC, All-New England and All-East honors in his final year. In June of 1981, Harris was drafted by the Phoenix Suns. After a brief professional career, Harris joined the Federal Police in Washington, D.C. and became a member of the Pentagon's S.W.A.T. Team.



Reggie Lewis




ANDRE LaFLEUR (1983-87)

While Reggie Lewis was scoring the points, Andre LaFleur was getting him the ball. LaFleur is the best passer in NU history with 894 assists, and graduated as the all-time assists leader in the NCAA. A starter on four consecutive America East championship teams, LaFleur also collected 252 steals and scored 1,143 points. This was all accomplished while setting the university record for most consecutive games played, 128, and minutes played, 4,405. LaFleur captained the Huskies in both the 1985-86 and '86-'87 seasons.



REGGIE LEWIS (1983-87)

The greatest athlete ever to wear a Husky uniform, Reggie Lewis' name dominates the Husky record book. He is Northeastern's all-time leading scorer and when he left NU, was ninth on the Division I career scoring list with 2,709 points. Lewis led NU to four consecutive America East championships and four straight appearances in the NCAA tournament. The Huskies went 102-26 (72-6 in conference play) during his career. A first round draft pick of the Celtics in 1987, Lewis became team captain and earned an invitation to the NBA All-Star Game in 1992. He received a posthumous induction into the NU Hall of Fame in 1995.



PERRY MOSS (1978-82)

As a junior, Perry Moss teamed with Pete Harris in the backcourt to lead the Huskies to their first-ever NCAA Tournament appearance. Moss and NU repeated the feat in his senior season of 1982. Moss is fourth on NU's all-time scoring list with 1,722 points, and is also third in steals with 197. After college, Moss went on to the Continental Basketball Association, where he helped lead the Tampa Bay Thrillers to the CBA title in 1984-85. He would reach the pinnacle of his professional career playing for Washington, Philadelphia and Golden State of the NBA. Moss went into NU's Hall of Fame in 1992.



FRANCIS X. "INGA" WALSH (1944-49)

Walsh was the first dominant player in the history of Husky basketball. He averaged 16.7 points per game over the course of his career, an amazing figure considering the style of play that characterized his era, a slowed down version unlike today's run-and-gun games. His 1,060 total points is still good for 21st on NU's scoring list. After leaving NU, Walsh went to camp with the New York Knicks of the newly formed NBA. Evidence of his stature as one of the greatest NU athletes of all time came with his induction into the first Hall of Fame class in 1974.

NBA DRAFT PICKS

Year	Name	Round	Team
1967	Rick Weitzman	8	Boston
1968	Harry Barnes	4	San Diego
1969	Leo Osgood	13	Milwaukee
1973	Mark Jellison	7	Washington
1975	Jim Connors	7	Indiana
1976	John Clark	8	Boston
1978	Dave Caligaris	5	Detroit
1981	Pete Harris Chip Rucker	6 9	Phoenix Milwaukee
1982	Perry Moss	3	Boston
1984	Mark Halsel	5	Chicago
1987	Reggie Lewis Andre LaFleur Gerry Corcoran	1 5 7	Boston Houston Boston


NBA FREE AGENT SIGNINGS

2006	Jose Juan Barea	Dallas Mavericks
2010	Matt Janning	Phoenix Suns
2016	Quincy Ford	Utah Jazz
2017	T.J. Williams	Charlotte Hornets

NBA DEVELOPMENT LEAGUE

DRAFT PICKS

2001	Lonnie Harrell	1	Huntsville
2015	Joel Smith	72	Canton
2019	Shawn Oceaux	2	Salt Lake City




Rick Weitzman (NU's first pro draft pick) and Bill Russell celebrate the 1968 NBA Championship




NORTHEASTERN HALL OF FAME



Above: James Moxley scored 1,015 points between 1969-72.




Chaiison Allen
Inducted 2017




Harry Barnes
Inducted 1983



James Bowman
Inducted 2013




Richard Brooks
Inducted 1999



Steve Carney
Inducted 2003




John Clark
Inducted 1987



William Colby
Inducted 1977



James J. Connolly
Inducted 1983




Mark Halsel
Inducted 1997




Pete Harris
Inducted 1990



Andre LaFleur
Inducted 2000




Reggie Lewis
Inducted 1995




Salvatore Lombardo
Inducted 1978




James Moxley
Inducted 1996



Leo Osgood
Inducted 1988



Al Pajonas
Inducted 1993



Paul Solberg
Inducted 1980



Wallace Sullivan
Inducted 1990



Francis "Inga" Walsh
Inducted 1974


At right: Harry Barnes led the Huskies to three straight NCAA regionals and a combined record of 59-21 at Northeastern. He went on to play professionally with the San Diego Rockets of the NBA.




NORTHEASTERN HALL OF FAME




Jim Calhoun
Inducted 1985



Dave Caligaris
Inducted 1989




Dan Callahan
Inducted 2001



Charles Diehl
Inducted 1978



Michael Dvorchak
Inducted 1981



E. Foxy Flumere
Inducted 1989




John Malvey
Inducted 1979



Alfred McCoy
Inducted 1982



Gay Millbrandt
Inducted 1979



Perry Moss
Inducted 1992



Keith Motley
Inducted 1999

Above: Fran Ryan was a Small College All-American for the Huskies, recognized for his all-around talents, particularly his rebounding abilities.




Francis Ryan
Inducted 1984



Kevin Shea
Inducted 1991



Richard Weitzman
Inducted 1982



Joe Zabilski
Inducted 1976

At left: Perry Moss is recognized as one of the all-time greats who began the Golden Era of Huskies basketball, leading his 1981 squad to the school's first of seven NCAA tournament appearances.



COACHING HISTORY



Charles Foster
1920-21, 1 season
1-13 (.071)



Madison Jeffrey
1921-23, 2 seasons
8-25 (.242)



Rufus Bond
1923-29, 6 seasons
39-59 (.398)



Al McCoy
1929-37, 8 seasons
63-57 (.517)



Jim Dunn
1937-42, 5 seasons
25-59 (.310)



Foxy Flumere
1942-45, 3 seasons
22-28 (.440)



Eugene Pare
1945-46, 1 season
4-13 (.235)



William Grinnell
1946-48, 2 seasons
16-18 (.471)



Joe Zabilski
1948-58, 10 seasons
82-110 (.427)



Dick Dukeshire
1958-71, 13 seasons
204-100 (.671)



Jim Bowman
1971-72, 1 season
12-9 (.571)



Jim Calhoun
1972-86, 14 seasons
250-137 (.646)



Karl Fogel
1986-94, 8 seasons
131-103 (.560)



Dave Leitao
1994-96, 2 seasons
22-35 (.386)



Rudy Keeling
1996-01, 5 seasons
48-92 (.343)



Ron Everhart
2001-06, 5 seasons
82-68 (.547)



Bill Coen
2006-pres., 16 seasons
260-244 (.514)

COEN YEAR BY YEAR

Year	Overall	Pct.	Conf.	Finish	Pct.	Postseason
2006-07	13-19	.406	9-9	T-5th	.500	CAA quarterfinals
2007-08	14-17	.452	9-9	T-6th	.500	CAA quarterfinals
2008-09	19-13	.594	12-6	T-3rd	.667	CAA quarterfinals; CBI quarterfinals
2009-10	20-13	.606	14-4	2nd	.778	CAA semifinals; NIT first round
2010-11	11-20	.355	6-12	T-9th	.333	CAA first round
2011-12	14-17	.452	9-9	7th	.500	CAA quarterfinals
2012-13	20-13	.606	14-4	1st	.778	CAA final; NIT first round
2013-14	11-21	.344	7-9	5th	.438	CAA semifinals
2014-15	23-12	.657	12-6	T-1st	.667	CAA champions; NCAA tournament second round
2015-16	18-15	.545	9-9	6th	.500	CAA semifinals
2016-17	15-16	.484	8-10	6th	.444	CAA quarterfinals
2017-18	23-10	.697	14-4	T-1st	.778	CAA final
2018-19	23-11	.697	14-4	2nd	.778	CAA champions, NCAA tournament
2019-20	17-16	.515	9-9	6th	.500	CAA final
2020-21	10-8	.556	8-2	T-1st	.800	CAA semifinals
2021-22	9-22	.290	2-16	10th	.111	CAA quarterfinals
TOTAL	260-244	.514	156-122		.561	League-best four regular-season titles in tenure

COACHES YEAR BY YEAR

Name	Years	Record	Overall Record
Charles Foster	1920-21	1-13 (0.71)	1-13 (.071)
Madison Jeffrey	1921-23	8-25 (.242)	9-38 (.191)
Rufus Bond	1923-29	39-59 (.398)	48-97 (.331)
Al McCoy	1929-37	63-57 (.525)	111-154 (.419)
Jim Dunn	1937-42	25-59 (.298)	136-213 (.390)
Foxy Flumere	1942-45	22-28 (.440)	158-241 (.396)
Eugene Pare	1945-46	4-13 (.235)	162-254 (.389)
William Grinnell	1946-48	16-18 (.471)	178-272 (.396)
Joe Zabilski	1948-58	82-110 (.427)	260-382 (.405)
Dick Dukeshire	1958-71	204-100 (.671)	464-482 (.490)
Jim Bowman	1971-72	12-9 (.571)	476-491 (.492)
Jim Calhoun	1972-86	250-137 (.646)	726-628 (.536)
Karl Fogel	1986-94	131-102 (.560)	857-730 (.540)
Dave Leitao	1994-96	22-35 (.386)	879-765 (.535)
Rudy Keeling	1996-01	48-92 (.343)	927-857 (.520)
Ron Everhart	2001-06	82-68 (.547)	1009-925 (.522)
Bill Coen	2006-pres.	260-244 (.514)	1269-1168 (.521)
Totals	102 seasons		1269-1168 (.521)

NORTHEASTERN'S MILESTONE WINS

No.	Opponent	Date	Score
1	vs. Harvard	1/19/21	41-31
100	vs. Pratt Institute	2/1/35	28-23
200	vs. Maine	1/20/51	77-69
300	vs. Norwich	2/2/62	76-65
400	vs. WPI	12/16/67	106-80
500	vs. Harvard	1/7/74	55-54
600	vs. Fairfield	1/3/81	79-69
700	vs. BU	3/9/85	68-67
800	vs. CCSU	2/27/90	81-61
900	vs. Maine	2/27/98	74-54
1000	vs. Hofstra	1/21/06	89-73
1100	vs. William & Mary	3/2/12	57-49
1200	vs. Hofstra	1/25/18	81-67

NORTHEASTERN'S TOP SCORING GAMES


Date	NU	Opponent
11/24/90	NU 152	Loyola Mary. 123
12/3/84	NU 128	Suffolk 72
1/29/73	NU 112	Tufts 78
3/1/57	NU 109	Maine 90
2/3/18	NU 107	UNCW 100
12/4/92	NU 108	George Mason 87
1/17/85	NU 108	Keene State 68
12/17/66	NU 106	Middlebury 70
12/16/67	NU 106	WPI 80
1/28/84	NU 106	Utica 86
12/26/86	NU 105	Bradley 110
11/22/05	NU 105	Lasell 57
2/23/17	NU 105	Elon 104

OPPONENTS' TOP-SCORING GAMES


Date	Opponent	NU
11/24/90	Loyola Mary. 123	NU 152
1/9/45	Rhode Island 110	NU 55
2/5/77	Syracuse 110	NU 70
12/27/86	Bradley 110	NU 105
3/4/01	Delaware 110	NU 66
12/21/74	Pennsylvania 107	NU 72
1/17/76	Rider 107	NU 82
1/12/43	Rhode Island 106	NU 64




SCORING LEADERS



Jose
Juan
Barea



Andre
LaFleur



Scott
Eatherton



Matt
Janning

Player of the Year

1981-82	Perry Moss
1983-84	Mark Halsel
1984-85	Reggie Lewis
1985-86	Reggie Lewis
1986-87	Reggie Lewis
2005-06	J.J. Barea
2016-17	T.J. Williams

Rookie of the Year

1983-84	Reggie Lewis
1984-85	Kevin McDuffie
1998-99	Jean Bain
2004-05	Shawn James
2006-07	Matt Janning

Defensive Player of the Year

2004-05	Shawn James
2005-06	Shawn James
2013-14	Scott Eatherton
2017-18	Shawn Occeus
2020-21	Tyson Walker

Sixth Man of the Year

2017-18	Bolden Brace
2020-21	Jahmyl Telfort

* Started by CAA in 2017-18

Coach of the Year

1985-86	Jim Calhoun
1986-87	Karl Fogel
2004-05	Ron Everhart
2017-18	Bill Coen

Scoring Champion

1981-82	Perry Moss (23.7)
1984-85	Reggie Lewis (24.1)
1985-86	Reggie Lewis (23.8)
1986-87	Reggie Lewis (23.3)
2005-06	J.J. Barea (21.0)
2015-16	David Walker (17.9)
2016-17	T.J. Williams (21.6)
2019-20	Jordan Roland (21.9)

All-Conference First Team

1979-80	Pete Harris
1980-81	Pete Harris
	Chip Rucker
1981-82	Mark Halsel
	Perry Moss
1982-83	Mark Halsel
1983-84	Mark Halsel
1984-85	Reggie Lewis
1985-86	Andre LaFleur
	Reggie Lewis
1986-87	Andre LaFleur
	Reggie Lewis
1987-88	Kevin McDuffie
1989-90	Steve Carney

2003-04	J.J. Barea
2004-05	J.J. Barea
2005-06	J.J. Barea
2008-09	Matt Janning
2009-10	Chaiison Allen
	Matt Janning
2010-11	Chaiison Allen
2012-13	Joel Smith
2014-15	Scott Eatherton
2015-16	David Walker
2016-17	T.J. Williams
2017-18	Vasa Pusica
2018-19	Vasa Pusica
2019-20	Jordan Roland
2020-21	Tyson Walker

All-Conference Second Team

1983-84	Reggie Lewis
1984-85	Andre LaFleur
	Quinton Dale
1985-86	John Williams
1987-88	John Williams
1988-89	Derrick Lewis
1989-90	Barry Abercrombie
	George Yuille
1990-91	Marcellus Anderson
	Maurice Brighthaupt
	Steve Carney
1992-93	Anthony Brown
	Dan Callahan
1994-95	Dan Callahan
1997-98	Ty Mack
2007-08	Matt Janning
2013-14	Scott Eatherton
2014-15	David Walker
2015-16	Quincy Ford

All-Conference Third Team

1998-99	Marcus Blossom
1999-00	Marcus Blossom
2000-01	Marcus Blossom
	Ricky Cranford
2001-02	Jean Bain
2002-03	J.J. Barea
	Sylbrin Robinson
	Javorie Wilson
2003-04	Javorie Wilson
2004-05	Marcus Barnes
	Shawn James
2005-06	Shawn James
2006-07	Bennet Davis
2008-09	Manny Adako
2009-10	Manny Adako
2011-12	Jonathan Lee
2012-13	Quincy Ford
	Jonathan Lee
2018-19	Jordan Roland

All-Rookie Team

1983-84	Andre LaFleur
	Reggie Lewis
1984-85	Kevin McDuffie
1985-86	Melvin Bartee
1987-88	Barry Abercrombie
1989-90	Lamont Hough
1991-92	Anthony Brown
1993-94	Halim Abdullah
1994-95	Rah-Shun Roberts
1995-96	Marcus Wills
1996-97	Terry Kringe
1997-98	Joe Hicks
1998-99	Jean Bain
1999-00	Toby Brittain
2001-02	Aaron Davis
2002-03	J.J. Barea
2003-04	Bennet Davis
2004-05	Shawn James
2006-07	Matt Janning
2007-08	Chaiison Allen
2010-11	Ryan Pierson
2011-12	Quincy Ford
2012-13	David Walker
2013-14	T.J. Williams
2017-18	Tomas Murphy
2019-20	Tyson Walker
2020-21	Jahmyl Telfort

All-Defensive Team

2005-06	Shawn James
2008-09	Chaiison Allen
2009-10	Chaiison Allen
2010-11	Chaiison Allen
2013-14	Scott Eatherton
	David Walker
2014-15	Scott Eatherton
2016-17	Devon Begley
2017-18	Shawn Occeus
2020-21	Tyson Walker

All-Tournament

(started in 1989)

1989	Derrick Lewis
1991	Ron Lacey
1991	Marcellus Anderson
1991	Dexter Jenkins
1995	Dan Callahan
1995	Lonnie Harrell
2003	J.J. Barea
2005	J.J. Barea
2006	Shawn James
2010	Matt Janning
2013	Jonathan Lee
2014	Scott Eatherton
2015	Scott Eatherton
	Quincy Ford

2018	David Walker
	Vasa Pusica
2019	Shawn Occeus
	Vasa Pusica
2020	Shawn Occeus
	Maxime Boursiquot
	Bolden Brace
	Jordan Roland

Tournament MVP

1981	Perry Moss
1982	Perry Moss
1984	Mark Halsel
1985	Reggie Lewis
1986	Wes Fuller
1987	Reggie Lewis
1991	Ron Lacey
2015	Quincy Ford
2019	Vasa Pusica

Dean Ehlers Leadership Award (CAA)

2012-13	Jonathan Lee
2014-15	Caleb Donnelly
2015-16	Caleb Donnelly

Scholar-Athlete Award

1996	Clyde Fraser
2000	Marcus Blossom
2001	Marcus Blossom
2010	Baptiste Bataille
2016	Caleb Donnelly

CAA All-Academic First Team

2007-08	Nkem Ojougboh
2008-09	Baptiste Bataille
	Nkem Ojougboh
2009-10	Baptiste Bataille
2014-15	Caleb Donnelly
2015-16	Caleb Donnelly

CAA All-Academic Second Team

2007-08	Baptiste Bataille
	Matt Janning
2008-09	Matt Janning
2009-10	Matt Janning
2011-12	Jonathan Lee
2012-13	Jonathan Lee

CAA All-Academic Honorable Mention

2011-12	Ryan Pierson
---------	--------------

Note: Northeastern competed in the America East Conference from the 1979-80 season to the 2004-05 season and has competed in the Colonial Athletic Association since the 2005-06 season.



NATIONAL HONORS

AP All-America

2006 J.J. Barea
Honorable Mention
2017 T.J. Williams
Honorable Mention

Lou Henson All-America

2010 Matt Janning
2017 T.J. Williams
2018 Vasa Pusica

NABC All-District

1969-70 Jim Moxley (3rd)
1974-75 John Clark (3rd)
1975-76 John Clark (3rd)
1976-77 Dave Caligaris (3rd)
1977-78 Dave Caligaris (2nd)
1978-79 Pete Harris (3rd)
1979-80 Pete Harris (2nd)
1980-81 Pete Harris (1st)
1982-83 Mark Halsel (1st)
1983-84 Mark Halsel (1st)
1984-85 Reggie Lewis (1st)
1985-86 Reggie Lewis (1st)
1986-87 Reggie Lewis (1st)
1989-90 Steve Carney (2nd)
1990-91 Steve Carney (2nd)
2003-04 J.J. Barea (2nd)
2004-05 J.J. Barea (2nd)
2005-06 J.J. Barea (2nd)
2007-08 Matt Janning (2nd)
2008-09 Matt Janning (1st)
2009-10 Chaisson Allen (1st)
Matt Janning (2nd)
2010-11 Chaisson Allen (2nd)
2012-13 Joel Smith (1st)
Bill Coen (Coach)
2013-14 Scott Eatherton (2nd)
2014-15 Scott Eatherton (1st)
David Walker (2nd)
2015-16 David Walker (1st)
Quincy Ford (2nd)
2016-17 T.J. Williams (1st)
2017-18 Vasa Pusica (1st)
2018-19 Bill Coen (Coach)
Vasa Pusica (1st)
2019-20 Jordan Roland (1st)
2020-21 Tyson Walker (1st)

USBWA All-District

2009-10 Bill Coen (Coach)
Matt Janning
2012-13 Bill Coen (Coach)
2014-15 Scott Eatherton
2015-16 David Walker
2016-17 T.J. Williams
2017-18 Vasa Pusica
2018-19 Vasa Pusica
2019-20 Jordan Roland

Academic All-America

1977 Dave Caligaris
1978 Dave Caligaris

Hugh Durham National Coach of the Year Finalist

2013 Bill Coen
2019 Bill Coen

New England Player of the Year


2020 Jordan Roland

Lou Henson Award Finalists


2020-21 Tyson Walker



SCORING LEADERS



Coach Jim Calhoun and Pete Harris (1977-81)



Reggie Lewis

The Huskies' all-time leading scorer also has the NU mark for points in a season (748 in 1984-85) and is tied for most points in a game (41 versus Siena in 1986) with Jose Juan Barea. Lewis played with six of NU's top 25 scorers during his career from 1983-87: Mark Halsel (seventh), John Williams (10th), Derrick Lewis (11th), Kevin McDuffie (15th), Andre LaFleur (19th) and Wes Fuller (22nd).

1. Reggie Lewis

Year	GP	PTS	AVG
1983-84	32	571	17.8
1984-85	31	748	24.1
1985-86	30	714	23.8
1986-87	29	676	23.3
Totals	122	2709	22.2

2. Jose Juan Barea

2002-03	28	477	17.0
2003-04	26	538	20.7
2004-05	30	665	22.2
2005-06	29	610	21.0
Totals	113	2290	20.3

CAREER SCORING LEADERS

3. Pete Harris

Year	GP	PTS	AVG
1977-78	26	431	16.6
1978-79	26	572	22.0
1979-80	27	564	20.8
1980-81	30	600	20.0
Totals	109	2167	19.9

4. Matt Janning

2006-07	32	370	11.6
2007-08	31	499	16.1
2008-09	32	459	14.3
2009-10	33	508	15.4
Totals	128	1836	14.3

5. Perry Moss

1978-79	26	199	7.7
1979-80	27	306	11.1
1980-81	30	507	16.9
1981-82	30	710	23.7
Totals	113	1722	15.2

6. Dave Caligaris

1974-75	24	135	5.6
1975-76	25	354	14.2
1976-77	26	544	20.9
1977-78	26	640	24.6
Totals	101	1673	16.6

7. Mark Halsel

1980-81	26	92	3.5
1981-82	30	340	11.3
1982-83	28	546	19.5
1983-84	32	673	21.0
Totals	116	1651	14.2

8. David Walker

2012-13	33	204	6.2
2013-14	32	367	11.5
2014-15	35	469	13.4
2015-16	33	591	17.9
Totals	133	1631	12.3

T-9. Quincy Ford

Year	GP	PTS	AVG
2011-12	31	357	11.5
2012-13	33	402	12.2
2013-14	2	17	8.5
2014-15	35	364	10.4
2015-16	29	477	16.4
Totals	130	1617	12.4

T-9. John Clark

1972-73	26	323	12.4
1973-74	25	364	14.6
1974-75	23	419	18.2
1975-76	25	511	20.4
Totals	99	1617	16.3

11. Chaiison Allen

2007-08	31	285	9.2
2008-09	32	333	10.4
2009-10	33	448	13.6
2010-11	29	484	16.7
Totals	125	1550	12.4

12. Marcus Blossom

1997-98	28	185	6.6
1998-99	28	455	16.3
1999-00	26	387	14.9
2000-01	29	448	15.4
Totals	111	1475	13.3

13. John Williams

1984-85	31	233	7.5
1985-86	31	418	13.5
1986-87	34	397	11.7
1987-88	28	395	14.1
Totals	124	1443	11.6

14. Derrick Lewis

Year	GP	PTS	AVG
1986-87	33	480	14.6
1987-88	26	380	14.6
1988-89	28	534	19.1
Totals	87	1394	16.0

15. T.J. Williams

2013-14	30	208	6.9
2014-15	35	337	9.6
2015-16	28	190	6.8
2016-17	30	642	21.4
Totals	123	1377	11.2

16. Joel Smith

2009-10	27	50	1.9
2010-11	31	378	12.2
2011-12	31	401	12.9
2012-13	31	499	16.1
Totals	120	1328	10.8

17. Jordan Roland

2018-19	34	498	14.6
2019-20	33	722	21.9
Totals	67	1220	18.2

18. Manny Adako

2006-07	32	171	5.3
2007-08	31	328	10.6
2008-09	30	340	11.3
2009-10	33	370	11.2
Totals	126	1209	9.6

19. Anthony Brown

1991-92	28	345	12.3
1992-93	28	328	11.7
1993-94	27	524	19.4
Totals	83	1197	14.4

20. Ben Harlee

1990-91	25	62	2.5
1991-92	28	361	12.9
1992-93	28	346	12.4
1993-93	4	51	12.7
1994-95	29	370	12.2
Totals	114	1190	10.4

21. Kevin McDuffie

1984-85	31	251	8.1
1985-86	31	279	9.0
1986-87	34	312	9.2
1987-88	27	344	12.7
Totals	123	1186	9.6

22. Bennet Davis

2003-04	30	209	7.0
2004-05	31	247	8.0
2005-06	30	248	8.3
2006-07	32	481	15.0
Totals	123	1185	9.6

23. Bolden Brace

2016-17	31	231	7.5
2017-18	33	261	7.9
2018-19	34	338	9.9
2019-20	33	348	10.5
Totals	131	1178	9.0

24. Chip Rucker

1977-78	23	201	8.7
1978-79	26	341	13.1
1979-80	27	299	11.0
1980-81	30	331	11.0
Totals	106	1172	11.1



SCORING LEADERS



Quincy Ford

25. Jack Malvey

Year	GP	PTS	AVG
1961-62	24	390	16.3
1962-63	27	401	14.9
1963-64	23	379	16.5
Totals	74	1170	15.9

26. Jonathan Lee

Year	GP	PTS	AVG
2009-10	12	13	1.1
2010-11	31	366	11.8
2011-12	31	451	14.5
2012-13	24	331	13.8
Totals	98	1161	10.3

27. Andre LaFleur

Year	GP	PTS	AVG
1983-84	32	213	6.8
1984-85	31	233	7.5
1985-86	31	336	10.8
1986-87	34	361	10.6
Totals	128	1143	8.9

28. Bill Colby

Year	GP	PTS	AVG
1955-56	21	448	21.3
1956-57	23	343	14.9
1957-58	20	334	16.7
Totals	64	1125	17.6

29. Harry Barnes

Year	GP	PTS	AVG
1965-66	26	328	12.6
1966-67	26	328	12.6
1967-68	27	458	16.9
Totals	79	1114	14.1

30. Wes Fuller


Year	GP	PTS	AVG
1983-84	32	239	7.5
1984-85	31	189	6.1
1985-86	31	304	9.8
1986-87	34	337	9.9
Totals	128	1069	8.4

31. Harold Miller

Year	GP	PTS	AVG
1995-96	27	83	3.1
1996-97	27	262	9.7
1997-98	28	377	13.5
1998-99	26	342	12.9
Totals	108	1064	9.9

32. Vasa Pusica

Year	GP	PTS	AVG
2017-18	33	592	17.9
2018-19	27	469	17.4
Totals	60	1061	17.7



Roland Braswell

33. Francis X. "Inga" Walsh

Year	GP	PTS	AVG
1944-45	15	262	17.5
1946-47	15	174	11.6
1947-48	18	304	16.9
1948-49	16	320	17.5
Totals	64	1060	16.6

34. Fran Ryan

Year	GP	PTS	AVG
1961-62	20	257	12.9
1962-63	26	369	14.2
1963-64	25	408	16.3
Totals	71	1034	14.6

35. Aaron Davis

Year	GP	PTS	AVG
2001-02	23	263	11.4
2002-03	29	279	9.6
2003-04	29	199	6.9
2004-05	30	292	9.7
Totals	111	1033	9.3

36. Zach Stahl

Year	GP	PTS	AVG
2012-13	29	165	5.7
2013-14	32	237	7.4
2014-15	35	290	8.3
2015-16	32	338	10.6
Totals	128	1030	8.0

37. Scott Eatherton

Year	GP	PTS	AVG
2013-14	32	508	15.9
2014-15	35	513	14.7
Totals	67	1021	15.3

38. Leo Osgood

Year	GP	PTS	AVG
1966-67	26	401	15.4
1967-68	18	291	16.2
1968-69	21	325	15.5
Totals	65	1017	15.6

39. Dexter Jenkins

Year	GP	PTS	AVG
1987-88	28	111	4.0
1988-89	23	232	10.1
1989-90	28	246	9.1
1990-91	33	428	13.0
Totals	112	1017	9.1

40. Jim Moxley

Year	GP	PTS	AVG
1969-70	22	320	14.5
1970-71	21	326	15.5
1971-71	21	369	17.5
Totals	64	1015	15.9

41. Reggie Spencer

Year	GP	PTS	AVG
2011-12	31	212	6.8
2012-13	33	323	9.8
2013-14	29	268	9.2
2014-15	32	189	5.6
Totals	125	992	7.9

42. Lamont Hough

Year	GP	PTS	AVG
1989-90	27	303	11.2
1990-91	31	161	5.2
1991-92	25	257	10.3
1992-93	28	267	9.5
Totals	111	988	8.9

43. Jean Bain

Year	GP	PTS	AVG
1998-99	28	276	9.9
1999-00	18	175	9.7
2000-01	29	226	7.8
2001-02	28	297	9.5
Totals	103	974	9.5

T44. Marcus Barnes

Year	GP	PTS	AVG
2003-04	28	477	17.0
2004-05	30	476	15.9
Totals	58	966	16.4

T44. Steve Carney

Year	GP	PTS	AVG
1987-88	26	144	5.5
1988-89	28	173	6.2
1989-90	23	314	13.7
1990-91	31	335	10.8
Totals	108	966	8.9

46. Damon Singletary


Year	GP	PTS	AVG
1992-93	19	44	2.3
1993-94	27	316	11.7
1994-95	28	330	11.8
1995-96	28	261	9.3
Totals	102	951	9.3

47. Lonnie Harrell

Year	GP	PTS	AVG
1994-95	29	484	16.7
1995-96	28	465	16.6
Totals	57	949	16.6

48. Steve Ramos

Year	GP	PTS	AVG
1973-74	25	262	10.9
1974-75	24	226	9.4
1975-76	24	144	6.0
1976-77	26	308	11.8
Totals	99	940	9.5



David Walker

49. Jim Connors

Year	GP	PTS	AVG
1972-73	26	287	11.0
1973-74	19	225	11.8
1974-75	24	403	16.8
Totals	69	915	13.7

50. Tom Martin

Year	GP	PTS	AVG
1961-62	24	234	9.8
1962-63	27	374	13.9
1963-64	24	299	12.4
Totals	75	907	12.1

51. Rick Weitzman

Year	GP	PTS	AVG
1964-65	24	212	8.8
1965-66	26	372	14.3
1966-67	25	319	12.7
Totals	75	903	12.0

52. Eric Jefferson

Year	GP	PTS	AVG
1978-79	25	96	3.8
1979-80	27	234	8.6
1980-81	30	261	8.7
1981-82	30	311	10.4
Totals	112	902	8.0

53. Roland Braswell

Year	GP	PTS	AVG
1980-81	30	126	8.7
1981-82	25	55	2.2
1982-83	28	370	13.2
1983-84	30	342	11.4
Totals	113	893	7.9

54. Paul Solberg

Year	GP	PTS	AVG
1960-61	20	260	13.0
1961-62	25	331	13.3
1962-63	27	291	10.8
Totals	72	882	12.2

55. Ty Mack

Year	GP	PTS	AVG
1996-97	24	401	16.7
1997-98	27	468	17.3
Totals	51	869	17.0



SCORING

POINTS SCORED

GAME

1.	42	Jordan Roland vs. Harvard (11/8/19)
2.	41	J.J. Barea vs. Stony Brook (3/5/05)
	41	Reggie Lewis vs. Siena (2/19/86)
4.	40	Bolden Brace at Elon (2/23/17)
5.	39	Jordan Roland at BU (11/5/19)
39		Reggie Lewis at Boston University (2/8/86)
39		Dave Caligaris vs. Delaware (12/29/77)
39		Mal Henry vs. AIC (2/2/45)
9.	38	Jordan Roland at UNCW (1/18/20)
	38	J.J. Barea vs. Maine (3/3/03)
	38	Reggie Lewis vs. Canisius (2/5/85)
	38	Bill Colby vs. Clark (2/1/56)
13.	36	Tyson Walker at Towson (2/13/21)
	36	Quincy Ford at James Madison (2/18/16)
	36	J.J. Barea at New Hampshire (2/2/05)
	36	Marcus Barnes vs. Hartford (3/6/04)
	36	Lonnie Harrell vs. New Hampshire (2/11/95)
	36	Reggie Lewis vs. Hartford (2/4/86)
	36	Mark Halsel at Cornell (12/10/83)
	36	Bill Colby vs. Springfield (2/13/56)
20.	35	Jordan Roland at Harvard (11/9/18)
	35	JJ Barea vs. Cornell (11/20/04)
	35	Reggie Lewis vs. Oklahoma (3/13/86)
	35	Dave Caligaris at Bentley (1/27/77)
24.	34	Matt Janning at Rhode Island (11/28/07)
	34	Tyrone Mack at Hofstra (1/29/98)
	34	Lin Lattimore vs. Navy (12/4/97)
	34	Reggie Lewis at Niagara (2/5/87)
	34	Reggie Lewis vs. La Salle (12/27/86)
	34	Reggie Lewis vs. Canisius (2/22/86)
	34	Perry Moss vs. Boston University (1/26/82)
	34	Perry Moss vs. Siena (12/1/81)
	34	Dave Caligaris vs. Wagner (3/1/78)
	34	Dave Caligaris vs. Colgate (2/4/78)
34.	33	Jordan Roland at Charleston (1/16/20)
	33	T.J. Williams vs. UNCW (2/16/17)
	33	JJ Barea at Maine (1/28/04)
	33	Marcus Barnes at Vermont (1/7/04)
	33	Anthony Brown at Boston University (3/1/94)
	33	Anthony Brown vs. George Mason (12/4/93)
	33	Reggie Lewis at Colgate (2/9/87)
	33	Reggie Lewis at Vermont (1/28/87)
	33	Reggie Lewis vs. Siena (1/17/87)
	33	Reggie Lewis vs. Maine (1/9/85)
	33	Pete Harris vs. New Hampshire (1/29/79)
	33	Dave Caligaris vs. Brandeis (12/8/77)
47.	32	Tyson Walker vs. Elon (1/2/20)
	32	David Walker vs. Towson (1/21/16)
	32	JJ Barea at Old Dominion (1/7/06)
	32	JJ Barea vs. Maine (2/26/04)
	32	Anthony Brown at Drexel (3/5/94)
	32	Derrick Lewis vs. Hartford (1/11/89)
	32	Derrick Lewis at Boston University (2/28/87)
	32	Reggie Lewis vs. Louisville (11/28/86)
	32	Reggie Lewis vs. Illinois State (12/28/84)
	32	Perry Moss vs. Canisius (2/15/82)
	32	Perry Moss vs. Iona (12/12/81)
58.	31	Vasa Pusica vs. Boston University (11/6/18)
	31	David Walker at Western Michigan (12/7/15)
	31	JJ Barea at New Hampshire (1/4/04)
	31	Marcus Barnes at West Virginia (11/29/03)
	31	Anthony Brown vs. Vermont (2/25/93)
	31	Chuckie Moore at Vermont (1/14/93)
	31	Ben Harlee vs. Fairleigh Dickinson (11/13/92)
	31	Derrick Lewis at Vermont (2/1/89)
	31	Reggie Lewis vs. Fairfield (1/22/85)
	31	Reggie Lewis vs. VCU (3/16/84)
	31	Pete Harris vs. New Hampshire (1/15/81)
	31	Perry Moss vs. Towson State (1/2/81)
	31	Pete Harris vs. Baltimore (12/30/78)
	31	Dave Caligaris vs. Boston University (11/10/78)
	31	Vasa Pusica vs. JMU (12/30/17)
	31	Vasa Pusica vs. Elon (2/24/18)
74.	30	Jahmyl Telfort vs. Drexel (3/8/21)
	30	Tyson Walker vs. James Madison (1/24/21)
	30	T.J. Williams vs. Drexel (1/12/17)
	30	T.J. Williams vs. Boston University (11/11/16)
	30	Quincy Ford at Elon (12/31/15)
	30	David Walker vs. Lipscomb (11/21/15)
	30	JJ Barea vs. Boston University (1/19/05)
	30	JJ Barea at Stony Brook (12/21/04)
	30	JJ Barea at Harvard (11/27/04)
	30	Javorie Wilson vs. Maine (2/12/03)

30	Ben Harlee at Boston University (2/6/93)
30	Reggie Lewis at Maryland (11/23/85)
30	Mark Halsel at Vermont (12/3/83)
30	Perry Moss at Vermont (1/20/82)
30	Chip Rucker at Boston University (2/24/81)
30	Pete Harris at Boston University (2/8/80)
30	Dave Caligaris at Boston University (2/21/78)
30	Dave Caligaris at James Madison (12/3/77)
30	Dave Caligaris vs. Rider (11/27/76)
30	Vasa Pusica vs. Charleston (3/6/18)

SEASON

1.	748	Reggie Lewis (31 games)	1984-85
2.	722	Jordan Roland (33 games)	2019-20
3.	714	Reggie Lewis (30 games)	1985-86
4.	710	Perry Moss (30 games)	1981-82
5.	676	Reggie Lewis (29 games)	1986-87
6.	673	Mark Halsel (32 games)	1983-84
7.	665	J.J. Barea (30 games)	2004-05
8.	642	T.J. Williams (30 games)	2016-17
9.	640	Dave Caligaris (26 games)	1977-78
10.	610	J.J. Barea (29 games)	2005-06

CAREER

1.	2709	Reggie Lewis (122 games)	1983-87
2.	2290	J.J. Barea (113 games)	2002-06
3.	2167	Pete Harris (109 games)	1977-81
4.	1836	Matt Janning (128 games)	2006-10
5.	1722	Perry Moss (113 games)	1978-82
6.	1673	Dave Caligaris (101 games)	1974-78
7.	1651	Mark Halsel (116 games)	1980-84
8.	1631	David Walker (133 games)	2012-16
T-9.	1617	Quincy Ford (130 games)	2011-16
	1617	John Clark (99 games)	1972-76

SCORING AVERAGE

SEASON

1.	24.6	Dave Caligaris (26 games)	1977-78
2.	24.1	Reggie Lewis (31 games)	1984-85
3.	23.8	Reggie Lewis (30 games)	1985-86
4.	23.7	Perry Moss (30 games)	1981-82
5.	23.3	Reggie Lewis (29 games)	1986-87
6.	22.2	J.J. Barea (30 games)	2004-05
7.	22.0	Pete Harris (26 games)	1978-79
8.	21.9	Jordan Roland (33 games)	2019-20
9.	21.4	T.J. Williams (30 games)	2016-17
10.	21.3	Bill Colby (21 games)	1955-56

CAREER

1.	22.2	Reggie Lewis (122 games)	1983-87
2.	20.3	J.J. Barea (113 games)	2002-06
3.	19.9	Pete Harris (109 games)	1977-81
4.	18.2	Jordan Roland (67 games)	2018-20
5.	17.7	Vasa Pusica (60 games)	2017-19
6.	17.6	Bill Colby (64 games)	1955-58
7.	17.0	Ty Mack (51 games)	1996-98
8.	16.6	Dave Caligaris (101 games)	1974-78
	16.6	F. "Inga" Walsh (64 games)	1944-49
10.	16.4	Marcus Barnes (58 games)	2003-05

MOST POINTS SCORED BY CLASS

FRESHMAN

571, Reggie Lewis (32 games) -1983-84 17.8 ppg

SOPHOMORE

748, Reggie Lewis (31 games) -1984-85 24.1 ppg

JUNIOR

714, Reggie Lewis (30 games) -1985-86 23.8 ppg

SENIOR

722, Jordan Roland (33 games) -2019-20 21.9 ppg

SCORING LEADERS

NU point-scoring leaders since the 1960-61 season, point total followed by season scoring average

YEAR	PLAYER	G	PTS	AVG.
1960-61	Pete Ducey	20	312	15.6
1961-62	Jack Malvey	24	390	16.3
1962-63	Jack Malvey	27	401	14.9
1963-64	Fran Ryan	25	408	16.3
1964-65	Jim Bowman	24	412	17.2
1965-66	Rick Weitzman	26	372	14.3
1966-67	Leo Osgood	26	401	15.4
1967-68	Harry Barnes	27	458	16.9
1968-69	Leo Osgood	21	325	15.5
1969-70	Jack Maheras	22	324	14.7
1970-71	Jim Moxley	21	326	15.5
1971-72	Jim Moxley	21	369	17.5
1972-73	Mark Jellison	26	492	18.9
1973-74	John Clark	25	364	14.6
1974-75	John Clark	23	419	18.2
1975-76	John Clark	25	511	20.4
1976-77	Dave Caligaris	26	544	20.9
1977-78	Dave Caligaris	26	640	24.6
1978-79	Pete Harris	26	572	22.0
1979-80	Pete Harris	27	564	20.8
1980-81	Pete Harris	30	600	20.0
1981-82	Perry Moss	30	710	23.7
1982-83	Mark Halsel	28	546	19.5
1983-84	Mark Halsel	32	673	21.0
1984-85	Reggie Lewis	31	748	24.1
1985-86	Reggie Lewis	30	714	23.8
1986-87	Reggie Lewis	29	676	23.3
1987-88	John Williams	28	395	14.1
1988-89	Derrick Lewis	28	534	19.1
1989-90	George Yuille	28	388	13.9
1990-91	Dexter Jenkins	33	428	13.0
1991-92	Ben Harlee	28	361	12.9
1992-93	Ben Harlee	28	346	12.4
1993-94	Anthony Brown	27	524	19.4
1994-95	Lonnie Harrell	29	484	16.7
1995-96	Lonnie Harrell	28	465	16.6
1996-97	Ty Mack	24	401	16.7
1997-98	Ty Mack	27	468	17.3
1998-99	Marcus Blossom	28	455	16.3
1999-00	Marcus Blossom	26	387	14.9
2000-01	Ricky Cranford	27	449	16.6
2001-02	Aaron Davis	23	263	11.4
2002-03	Jose Juan Barea	26	477	17.0
2003-04	Jose Juan Barea	26	538	20.7
2004-05	Jose Juan Barea	27	665	22.2
2005-06	Jose Juan Barea	30	610	21.0
2006-07	Bennet Davis	32	481	15.0
2007-08	Matt Janning	31	499	16.1
2008-09	Matt Janning	32	459	14.3
2009-10	Matt Janning	33	508	15.4
2010-11	Chaison Allen	29	484	16.7
2011-12	Jonathan Lee	31	451	14.5
2012-13	Joel Smith	31	499	16.1
2013-14	Scott Eatherton	32	499	15.9
2014-15	Scott Eatherton	35	513	14.7
2015-16	David Walker	33	591	17.9
2016-17	T.J. Williams	30	642	21.4
2017-18	Vasa Pusica	33	592	17.9
2018-19	Jordan Roland	33	498	14.6
2019-20	Jordan Roland	33	722	21.9
2020-21	Tyson Walker	19	357	18.8
2021-22	Jahmyl Telfort	31	391	12.6



FIELD GOALS

FIELD GOALS MADE

GAME

- 17 J.J. Barea vs. Stony Brook (3/5/05)
- 17 Reggie Lewis vs. Boston University (2/9/86)
- 16 Anthony Brown vs. George Mason (12/4/93)
- 15 Jordan Roland at BU (11/5/19)
- 15 Dave Caligaris vs. Maine (2/8/77)
- 15 Dave Caligaris vs. Colgate (2/14/78)
- 15 Reggie Lewis vs. VCU (3/16/84)
- 15 Quinton Dale vs. Maine (3/5/85)
- 15 Dave Caligaris vs. Brandeis (12/8/77)
- 14 Several players, last Bolden Brace at Elon (2/23/17)

SEASON

- 294 Reggie Lewis (31 games) 1984-85
- 279 Perry Moss (30 games) 1981-82
- 268 Mark Halsel (32 games) 1983-84
- 265 Reggie Lewis (30 games) 1985-86
- 249 Jordan Roland (33 games) 2019-20
- 248 Reggie Lewis (29 games) 1986-87
- 236 Dave Caligaris (26 games) 1977-78
- 236 Pete Harris (26 games) 1978-79
- 236 Reggie Lewis (32 games) 1983-84
- 233 J.J. Barea (30 games) 2004-05

CAREER

- 1043 Reggie Lewis (122 games) 1983-87
- 850 Pete Harris (109 games) 1977-81
- 780 J.J. Barea (113 games) 2002-06
- 649 Mark Halsel (116 games) 1980-84
- 640 Dave Caligaris (101 games) 1974-78
- 639 Matt Janning (128 games) 2006-10
- 608 John Clark (99 games) 1972-76
- 573 Perry Moss (113 games) 1978-82
- 545 Marcus Blossom (111 games) 1997-01
- 527 John Williams (124 games) 1984-88

FIELD GOALS ATTEMPTS

GAME

- 34 Reggie Lewis vs. Oklahoma (3/13/86)
- 32 J.J. Barea vs. Stony Brook (3/5/05)
- 32 Perry Moss vs. Iona (12/21/81)
- 30 Reggie Lewis vs. Boston University (2/8/86)
- 30 Anthony Brown vs. Drexel (3/5/94)
- 29 Dave Caligaris vs. Maine (2/25/78)
- 29 Perry Moss vs. Villanova (3/14/82)
- 28 Reggie Lewis vs. Illinois (3/15/85)
- 28 Reggie Lewis vs. La Salle (12/27/86)
- 27 Several players, last J.J. Barea vs. James Madison (12/3/05)

SEASON

- 585 Reggie Lewis (31 games) 1984-85
- 569 Perry Moss (30 games) 1981-82
- 559 Reggie Lewis (30 games) 1985-86
- 556 J.J. Barea (30 games) 2004-05
- 522 J.J. Barea (29 games) 2005-06
- 517 Jordan Roland (33 games) 2019-20
- 507 Mark Halsel (32 games) 1983-84
- 507 Reggie Lewis (29 games) 1986-87
- 467 J.J. Barea (26 games) 2003-04
- 463 Dave Caligaris (26 games) 1977-78
- 463 Pete Harris (30 games) 1980-81

CAREER

- 2098 Reggie Lewis (122 games) 1983-87
- 1933 J.J. Barea (113 games) 2002-06
- 1684 Pete Harris (109 games) 1977-81
- 1522 Matt Janning (128 games) 2006-10
- 1419 Perry Moss (113 games) 1978-82
- 1305 Dave Caligaris (101 games) 1974-78
- 1275 Quincy Ford (130 games) 2011-16
- 1239 Chaison Allen (115 games) 2007-11
- 1235 John Clark (99 games) 1972-76
- 1232 Marcus Blossom (111 games) 1997-01

FIELD GOAL PERCENTAGE

GAME (8 ATT)

- 100.0 (10-10) Chris Doherty vs. W&M (3/5/22)**
- 100.0 (10-10) Scott Eatherton vs. Towson (1/10/15)
- 100.0 (9-9) Damon Singletary vs. Delaware (1/13/96)
- 100.0 (8-8) Shawn James vs. UMBC (2/12/05)
- 100.0 (8-8) Glen Miller vs. Vermont (1/11/84)
- 100.0 (8-8) Matt Janning vs. Drexel (1/9/08)
- 93.7 (15-16) Dave Caligaris vs. Brandeis (12/8/77)
- 90.9 (10-11) Harry Barnes vs. Tufts (12/14/66)
- 90.0 (9-10) Anthony Green vs. Drexel (12/30/18)
- 88.9 (8-9) 8 players, last S. Eatherton/Z. Stahl vs. Elon (1/31/15)

SEASON (150 ATT)

- 68.2 Anthony Green (176 attempts) 2018-19
- 63.3 Shawn James (158 attempts) 2004-05
- 59.7 Sylbrin Robinson (206 attempts) 2002-03
- 59.2 Scott Eatherton (333 attempts) 2014-15
- 58.5 Chris Doherty (251 attempts) 2021-22**
- 58.5 Steve Carney (207 attempts) 1989-90
- 58.0 Mark Halsel (229 attempts) 1981-82
- 57.9 Tyrone Hammick (152 attempts) 1999-00
- 56.9 Maxime Boursiquot (211 attempts) 2019-20
- 56.9 Zach Stahl (209 attempts) 2014-15
- 56.8 Manny Adako (243 attempts) 2007-08

CAREER (450 ATT)

- 56.6 Scott Eatherton (666 attempts) 2013-15
- 54.8 Dave Sheehan (465 attempts) 1975-78
- 54.4 Mark Halsel (1,193 attempts) 1980-84
- 54.4 Marcellus Anderson (627 attempts) 1988-91
- 54.1 Manny Adako (960 attempts) 2006-10
- 54.1 Barry Abercrombie (514 attempts) 1987-90
- 53.9 Roland Braswell (670 attempts) 1980-84
- 53.8 Wes Fuller (760 attempts) 1983-87
- 53.6 Steve Carney (670 attempts) 1987-91
- 53.2 Maxime Boursiquot (506 attempts) 2016-20



Chris Doherty had a day to remember in the CAA First Round against William & Mary in 2022, finishing with a career-high 26 points on a perfect 10-of-10 night from the floor. Doherty's performance marked just the second time in tournament history that a player went 10-of-10 from the field, and first since Navy's David Robinson went 12-of-12 in 1985.



THREE-POINT FIELD GOALS

3 POINT FIELD GOALS MADE

GAME

1.	10	Bolden Brace at Elon (2/23/17)
2.	8	Jordan Roland vs. Hofstra (1/9/20)
8		Jordan Roland at James Madison (1/26/19)
8		Marcus Barnes vs. Vermont (1/7/04)
8		Demetrius Pollard vs. CCSU (11/16/13)
5.	7	Tyson Walker vs. Towson (2/13/20)
7		Tyson Walker vs. Hofstra (1/9/21)
7		Vasa Pusica vs. Hofstra (3/12/19)
7		Jordan Roland at Harvard (11/9/18)
7		Quincy Ford vs. Vermont (12/22/15)
7		David Walker at Detroit (12/5/15)
7		Joel Smith at St. John's (11/26/11)
7		J.J. Barea vs. Maine (2/26/04)
7		J.J. Barea vs. Maine (1/28/04)
7		Marcus Barnes vs. West Virginia (11/29/03)
7		John Williams vs. Niagara (2/4/88)

SEASON

1.	99	Jordan Roland (34 games)	2018-19
2.	97	David Walker (33 games)	2015-16
3.	95	Jordan Roland (33 games)	2019-2020
4.	83	Joel Smith (31 games)	2012-13
5.	81	Marcus Barnes (28 games)	2003-04
6.	79	Marcus Barnes (30 games)	2004-05
7.	77	Joel Smith (31 games)	2010-11
8.	76	Vasa Pusica (33 games)	2017-18
9.	73	J.J. Barea (26 games)	2003-04
10.	72	Joel Smith (31 games)	2011-12

CAREER

1.	255	J.J. Barea (109 games)	2002-06
2.	250	David Walker (133 games)	2012-16
3.	243	Joel Smith (120 games)	2009-13
4.	230	Bolden Brace (131 games)	2016-20
	223	Matt Janning (128 games)	2006-10
6.	204	Quincy Ford (130 games)	2011-16
7.	194	Jordan Roland (67 games)	2018-20
8.	180	Chaisson Allen (125 games)	2007-11
9.	165	Aaron Davis (111 games)	2001-06
10.	160	Marcus Barnes (58 games)	2003-05

3 POINT FIELD GOALS ATTEMPTS

GAME

1.	21	Marcus Barnes vs. Vermont (1/7/04)
2.	20	Bolden Brace vs. Elon (2/23/17)
3.	15	Aaron Davis vs. Boston University (1/20/02)
15		Joel Smith vs. Charlotte (11/24/12)
5.	14	David Walker vs. Elon (1/30/16)
14		Marcus Barnes vs. New Hampshire (2/9/05)
14		Marcus Barnes vs. Hartford (3/6/04)
14		J.J. Barea vs. Maine (1/28/04)
9.	13	Tyson Walker vs. Hofstra (1/9/21)
13		Quincy Ford at James Madison (2/18/16)
13		David Walker at Delaware (1/16/16)

SEASON

1.	246	Jordan Roland (34 games)	2018-19
2.	241	Jordan Roland (33 games)	2019-20
	241	Marcus Barnes (28 games)	2003-04
4.	235	David Walker (33 games)	2015-16
5.	227	J.J. Barea (30 games)	2005-06
6.	222	Marcus Barnes (30 games)	2004-05
7.	212	J.J. Barea (27 games)	2004-05
8.	204	J.J. Barea (26 games)	2003-04
9.	197	Joel Smith (31 games)	2011-12
10.	193	Joel Smith (31 games)	2012-13

CAREER

1.	795	J.J. Barea (109 games)	2002-06
2.	653	David Walker (133 games)	2012-16
3.	645	Matt Janning (128 games)	2006-10
4.	609	Bolden Brace (131 games)	2016-20
	609	Joel Smith (120 games)	2009-13
6.	585	Quincy Ford (130 games)	2011-16
7.	505	Chaisson Allen (125 games)	2007-11
8.	487	Jordan Roland (67 games)	2018-20
9.	486	Aaron Davis (111 games)	2001-06
10.	463	Marcus Barnes (58 games)	2003-05

3 POINT FIELD GOAL PERCENTAGE

GAME (5 ATT)

1.	100.0 (5-5)	Joel Smith vs. VCU (5-5, 1/15/11)
	100.0 (5-5)	Terry Kringle vs. La Salle (11/27/98)
	100.0 (7-7)	John Williams vs. Niagara (2/4/88)
4.	85.7 (6-7)	Jordan Roland at Holy Cross (11/19/19)
	85.7 (6-7)	Derrick Lewis vs. Cal Fullerton (12/20/88)
5.	83.3 (5-6)	Bolden Brace vs. Delaware (1/5/17)
	83.3 (5-6)	Alex Murphy vs. William & Mary (12/31/16)
	83.3 (5-6)	David Walker vs. Drexel (2/13/16)
	83.3 (5-6)	T.J. Williams at Richmond (12/31/14)
	83.3 (5-6)	Terry Kringle vs. Harvard (12/18/99)
	83.3 (5-6)	Andre LaFleur vs. Siena (2/21/87)
	83.3 (5-6)	Adrian Martinez vs. Boston U. (11/21/06)
	83.3 (5-6)	Marcus Blossom vs. Miami (11/25/00)
13.	80.0 (4-5)	Several players, Shawn Oceaux vs. JMU (1/7/18)

SEASON (50 ATT)

1.	52.9	Caleb Donnolly (51 attempts)	2014-15
2.	47.2	Jonathan Lee (72 attempts)	2010-11
3.	45.4	John Williams (97 attempts)	1986-87
4.	45.3	Shawn James (53 attempts)	2005-06
	45.3	John Williams (117 attempts)	1987-88
6.	44.0	Bobby Kelly (91 attempts)	2005-06
7.	43.0	Joel Smith (193 attempts)	2012-13
8.	42.7	Vasa Pusica (178 attempts)	2017-18
9.	42.5	Andre LaFleur (73 attempts)	1986-87
	42.5	Joel Smith (181 attempts)	2010-11

CAREER (200 ATT)

1.	45.3	John Williams (214 attempts)	1984-88
2.	43.6	Donnell Gresham (349 attempts)	2015-19
3.	41.6	Jordan Roland (487 attempts)	2018-20
4.	40.4	Jonathan Lee (267 attempts)	2009-13
5.	39.9	Joel Smith (609 attempts)	2009-13
6.	38.2	David Walker (653 attempts)	2012-16
7.	38.0	Bobby Kelly (329 attempts)	2003-07
8.	37.9	Harold Miller (372 attempts)	1995-99
9.	37.8	Bolden Brace (609 attempts)	2016-20
10.	37.6	Javorie Wilson (311 attempts)	2002-04



Bolden Brace scored a career-best 40 points against Elon during his freshman season, making a single-game record 10 3-pointers. He became the first-ever Sixth Man of the Year in the CAA in 2018 and was named to the CAA All-Tournament Team in 2020.



FREE THROWS

FREE THROWS MADE

GAME

1.	18	Jonathan Lee vs. George Mason (2/22/12)
	18	Bill Colby vs. Springfield (2/13/56)
	18	Chip Rucker vs. Boston University (1/6/81)
	18	Perry Moss vs. Boston University (1/26/82)
4.	16	Reggie Lewis vs. Hartford (2/4/86)
	16	Steve Carney vs. Providence (12/5/90)
	16	Ty Mack vs. Iona (12/27/96)
7.	15	Dave Caligaris vs. Bentley (1/27/77)
	15	Reggie Lewis vs. Maine (1/9/85)
9.	14	Marcus Barnes vs. Hartford (3/6/04)
	14	Pete Harris vs. Boston University (2/8/80)
	14	Pete Harris vs. Drexel (1/17/81)
	14	Jonathan Lee vs. UNC Asheville (2/19/11)

SEASON

1.	202	T.J. Williams (30 games)	2016-17
2.	184	Reggie Lewis (30 games)	1985-86
3.	168	Dave Caligaris (26 games)	1977-78
4.	164	Pete Harris (30 games)	1980-81
5.	159	Reggie Lewis (31 games)	1984-85
6.	152	Perry Moss (30 games)	1981-82
7.	150	Reggie Lewis (29 games)	1986-87
8.	141	Ty Mack (27 games)	1997-98
9.	138	Vasa Pusica (33 games)	2017-18
10.	137	Mark Halsel (32 games)	1983-84

CAREER

1.	592	Reggie Lewis (122 games)	1983-87
2.	475	Jose Juan Barea (109 games)	2002-06
3.	467	Pete Harris (109 games)	1977-81
4.	405	T.J. Williams (123 games)	2013-17
5.	401	John Clark (99 games)	1972-76
6.	393	Dave Caligaris (101 games)	1974-78
7.	376	Perry Moss (113 games)	1978-82
8.	361	Quincy Ford (130 games)	2011-16
9.	353	Mark Halsel (116 games)	1980-84
10.	347	David Walker (133 games)	2012-16

FREE THROWS ATTEMPTS

GAME

1.	23	Perry Moss vs. Boston University (1/26/82)
2.	22	Bill Colby vs. Springfield (2/13/56)
3.	20	T.J. Williams vs. Towson (1/28/17)
	20	Jonathan Lee vs. George Mason (2/22/12)
	20	Chip Rucker vs. Boston University (1/6/81)
6.	19	Mark Halsel vs. Hartford (11/30/83)
7.	18	Scott Eatherton at Fairfield (12/15/13)
8.	17	Marcus Barnes vs. Hartford (3/6/04)
	17	Dave Caligaris vs. Bentley (1/27/77)
	17	Mark Halsel vs. Cornell (12/10/83)
	17	Reggie Lewis vs. Canisius (2/5/85)
	17	Ty Mack vs. Iona (12/27/96)

SEASON

1.	265	T.J. Williams (30 games)	2016-17
2.	229	Reggie Lewis (30 games)	1985-86
3.	213	Reggie Lewis (31 games)	1984-85
4.	209	Perry Moss (30 games)	1981-82
5.	200	Scott Eatherton (32 games)	2013-14
6.	199	Pete Harris (30 games)	1980-81
7.	197	Mark Halsel (32 games)	1983-84
	197	Reggie Lewis (29 games)	1986-87
9.	193	Dave Caligaris (26 games)	1977-78
10.	186	Mark Halsel (28 games)	1982-83

CAREER

1.	783	Reggie Lewis (122 games)	1983-87
2.	622	Jose Juan Barea (109 games)	2002-06
3.	585	T.J. Williams (123 games)	2013-17
4.	573	Pete Harris (109 games)	1977-81
5.	534	John Clark (99 games)	1972-76
6.	523	Mark Halsel (116 games)	1980-84
7.	516	Perry Moss (113 games)	1978-82
8.	497	Kevin McDuffie (123 games)	1984-88
9.	482	Dave Caligaris (101 games)	1974-78
10.	478	Quincy Ford (130 games)	2011-16

FREE THROWS PERCENTAGE

GAME (9 ATT)

1.	100.0 (16-16)	Reggie Lewis vs. Hartford (2/4/86)
	100.0 (14-14)	Pete Harris vs. Boston Univ. (2/8/80)
	100.0 (13-13)	Reggie Lewis vs. Siena (2/19/86)
	100.0 (12-12)	David Walker vs. Drexel (2/21/15)
	100.0 (11-11)	Dave Caligaris vs. Boston U. (1/10/78)
	100.0 (10-10)	T.J. Williams at Elon (2/23/17)
	100.0 (10-10)	Devon Begley at Michigan St. (12/18/16)
	100.0 (10-10)	David Walker vs. Hofstra (1/14/15)
	100.0 (10-10)	Quincy Ford at Drexel (1/21/12)
	100.0 (10-10)	Joel Smith at Boston Univ. (11/11/11)
	100.0 (10-10)	Shawn James vs. Holy Cross (12/27/04)
	100.0 (10-10)	Dave Caligaris vs. Springfield (2/10/77)
	100.0 (10-10)	Perry Moss vs. Maine (1/12/80)
	100.0 (9-9)	David Walker at JMU (2/18/16)
	100.0 (9-9)	David Walker vs. Charleston (2/28/15)
	100.0 (9-9)	Jose Juan Barea vs. Albany (1/11/04)
	100.0 (9-9)	Dave Caligaris vs. Delaware (12/29/77)
	100.0 (9-9)	Jonathan Lee at Ga. State (2/27/13)
	100.0 (9-9)	Ty Mack vs. Navy (12/4/97)
	100.0 (9-9)	Vasa Pusica (12/20/17)
	100.0 (9-9)	Vasa Pusica (2/24/18)

SEASON (50 ATT)

1.	90.3	Jordan Roland (72 attempts)	2018-19
2.	89.7	Mark Jellison (136 attempts)	1972-73
3.	88.4	Jordan Roland (146 attempts)	2019-20
	88.4	Joel Smith (69 attempts)	2011-12
4.	88.2	Zach Stahl (51 attempts)	2012-13
5.	87.0	Dave Caligaris (193 attempts)	1977-78
6.	86.6	David Walker (157 attempts)	2015-16
	86.6	David Walker (134 attempts)	2014-15
8.	86.2	Joel Smith (109 attempts)	2012-13
9.	86.0	Leo Osgood (150 attempts)	1966-67
	86.0	Pete Harris (104 attempts)	1977-78

CAREER (200 ATT)

1.	89.0	Jordan Roland (218 attempts)	2018-20
2.	85.1	Joel Smith (241 attempts)	2009-13
3.	84.3	Mark Jellison (229 attempts)	1970-73
4.	83.0	David Walker (418 attempts)	2012-16
5.	82.0	Vasa Pusica (305 attempts)	2017-19
6.	81.5	Dave Caligaris (482 attempts)	1974-78
	81.5	Pete Harris (573 attempts)	1977-81
8.	81.4	Leo Osgood (355 attempts)	1966-69
9.	79.8	Jonathan Lee (382 attempts)	2009-13
10.	79.6	Lamont Hough (230 attempts)	1989-93



REBOUNDING

REBOUNDS

GAME

1.	24	Fran Ryan vs. Boston College (2/11/64)
2.	23	Steve Carney vs. Hartford (1/23/88) 23
3.	22	Dan Callahan vs. George Mason (12/4/93)
4.	21	Dick Brooks vs. Springfield (2/13/56)
	21	Dan Callahan vs. New Hampshire (2/11/95)
	21	Dan Callahan vs. Vermont (3/4/95)
7.	20	Several players, Steve Carney at Providence (12/5/90)

SEASON

1.	364	Dan Callahan (29 games)	1994-95
2.	356	Steve Carney (31 games)	1990-91
3.	350	Mark Halsel (28 games)	1982-83
4.	340	Dan Callahan (28 games)	1992-93
5.	335	Mark Halsel (30 games)	1981-82
6.	328	Mark Halsel (32 games)	1983-84
7.	327	Scott Eatherton (32 games)	2013-14
8.	279	Reggie Lewis (30 games)	1985-86
9.	268	Chris Doherty (33 games)	2021-22
10.	260	Chip Rucker (27 games)	1979-80
11.	256	Sylbrin Robinson (30 games)	2003-04

CAREER

1.	1115	Mark Halsel (116 games)	1980-84
2.	1007	Dan Callahan (96 games)	1990-95
3.	964	Reggie Lewis (122 games)	1983-87
4.	911	Chip Rucker (106 games)	1977-81
5.	871	Steve Carney (108 games)	1987-91
6.	805	Kevin McDuffie (123 games)	1984-88
7.	795	Ward Sears (66 games)	1959-62
8.	762	Fran Ryan (71 games)	1961-64
9.	757	Bennet Davis (123 games)	2003-07
10.	754	Wes Fuller (128 games)	1983-87

REBOUNDING AVERAGE

SEASON

1.	14.4	Ward Sears (20 games)	1960-61
2.	12.6	Dan Callahan (29 games)	1994-95
3.	12.5	Mark Halsel (28 games)	1982-83
4.	12.1	Dan Callahan (28 games)	1992-93
5.	11.5	Steve Carney (31 games)	1990-91
6.	11.2	Mark Halsel (30 games)	1981-82
7.	10.5	Jim Connors (24 games)	1974-75
	10.5	Jim Bowman (24 games)	1964-65
9.	10.3	Mark Halsel (32 games)	1983-84
	10.3	Steve Carney (23 games)	1989-90
10.	10.2	Scott Eatherton (32 games)	2013-14

CAREER

1.	12.0	Ward Sears (66 games)	1959-62
2.	10.7	Fran Ryan (71 games)	1961-64
3.	10.5	Dan Callahan (96 games)	1990-95
4.	9.6	Mark Halsel (116 games)	1980-84
5.	9.1	Jim Connors (69 games)	1972-75
6.	8.7	Harry Barnes (79 games)	1965-68
7.	8.6	Sylbrin Robinson (61 games)	2001-04
	8.6	Carleton Chandler (74 games)	1966-69
	8.6	Chip Rucker (106 games)	1977-81
10.	8.2	Scott Eatherton (67 games)	2013-15
	8.2	Jim Moxley (64 games)	1969-72

MOST REBOUNDS BY CLASS

FRESHMAN

253, Jim Connors (26 games) -1972-73 9.7 ppg

SOPHOMORE

335, Mark Halsel (30 games) -1981-82 11.2 ppg

JUNIOR

350, Mark Halsel (28 games) -1982-83 12.5 ppg

SENIOR

364, Dan Callahan (29 games) -1994-95 12.6 ppg

REBOUNDING LEADERS

NU rebound leaders since the 1959-60 season; total rebounds followed by season average

YEAR	PLAYER	G	PTS	AVG.
1960-61	Ward Sears	20	287	14.3
1961-62	Ward Sears	25	280	11.2
1962-63	Fran Ryan	26	250	8.8
1963-64	Fran Ryan	25	345	13.8
1964-65	Jim Bowman	24	252	10.5
1965-66	Harry Barnes	26	282	10.8
1966-67	Mike Wallent	26	244	9.3
1967-68	Carleton Chandler	28	261	9.3
1968-69	Carleton Chandler	21	210	10.0
1969-70	Jim Moxley	22	187	8.5
1970-71	Jim Moxley	21	186	8.8
1971-72	Jim Moxley	21	154	7.3
	Paul McDonough	21	154	7.3
1972-73	Jim Connors	26	253	9.7
1973-74	John Barros	25	225	10.2
1974-75	Jim Connors	24	253	10.5
1975-76	Keith Motley	22	141	6.4
1976-77	Keith Motley	26	202	7.8
1977-78	Chip Rucker	23	209	9.1
1978-79	Chip Rucker	26	222	8.5
1979-80	Chip Rucker	27	260	9.6
1980-81	Chip Rucker	30	220	7.3
1981-82	Mark Halsel	30	335	11.2
1982-83	Mark Halsel	28	350	12.5
1983-84	Mark Halsel	32	328	10.3
1984-85	Reggie Lewis	31	241	7.8
1985-86	Reggie Lewis	30	279	9.3
1986-87	Reggie Lewis	29	246	8.5
1987-88	Kevin McDuffie	27	185	6.9
1988-89	Tarone Thornton	28	129	7.6
1989-90	Steve Carney	23	236	10.3
1990-91	Steve Carney	31	356	11.5
1991-92	Dan Callahan	22	218	9.9
1992-93	Dan Callahan	28	340	12.1
1993-94	Deo Djossou	27	227	8.4
1994-95	Dan Callahan	29	364	12.6
1995-96	Lonnie Harrell	28	157	5.6
1996-97	Lin Lattimore	27	223	8.3
1997-98	Lin Lattimore	28	155	5.5
1998-99	Lin Lattimore	28	154	5.5
1999-00	Tyrone Hammick	27	160	5.9
2000-01	Tyrone Hammick	28	171	6.1
2001-02	Lunzaya Nlandu	28	96	3.4
2002-03	Sylbrin Robinson	27	247	9.1
2003-04	Sylbrin Robinson	30	256	8.5
2004-05	Bennet Davis	31	198	6.4
2005-06	Shawn James	30	239	7.9
2006-07	Bennet Davis	32	211	6.6
2007-08	Nkem Ojougboh	31	197	6.4
2008-09	Chaiison Allen	32	166	5.2
2009-10	Nkem Ojougboh	33	238	7.2
2010-11	Chaiison Allen	29	176	6.1
2011-12	Reggie Spencer	31	159	5.1
2012-13	Reggie Spencer	33	199	6.0
2013-14	Scott Eatherton	32	327	10.2
2014-15	Scott Eatherton	35	224	6.4
2015-16	Quincy Ford	29	202	7.0
2016-17	Alex Murphy	29	168	5.8
2017-18	Bolden Brace	33	156	4.7
2018-19	Bolden Brace	34	207	6.1
2019-20	Bolden Brace	33	217	6.6
2020-21	Shaquille Walters	17	113	6.6
2021-22	Chris Doherty	33	268	8.9



ASSISTS

ASSISTS

GAME

1.	15	Bill Loughnane vs. Delaware (12/29/77)
2.	14	J.J. Barea vs. CCSU. (11/19/05)
	14	J.J. Barea vs. Hartford (2/9/05)
	14	J.J. Barea vs. UMBC (2/14/04)
	14	George Robinson vs. Loyola Marymount (1/24/90)
6.	13	David Walker vs Hofstra (1/21/16)
	13	Jamaar Walker vs. Vermont (2/15/03)
	13	Lamont Hough vs. New Hampshire (1/30/92)
	13	Halim Abdullah vs. George Mason (11/24/90)
	13	Andre LaFleur vs. Vermont (1/11/84)
11.	12	T.J. Williams at Elon (2/23/17)
	12	J.J. Barea vs. Maine (2/16/05)
	12	Andre LaFleur vs. Niagara (2/24/86)

SEASON

1.	252	Andre LaFleur (32 games)	1983-84
2.	244	J.J. Barea (29 games)	2005-06
3.	232	Andre LaFleur (34 games)	1986-87
4.	218	J.J. Barea (30 games)	2004-05
5.	208	Andre LaFleur (31 games)	1984-85
6.	202	Andre LaFleur (31 games)	1985-86
7.	181	George Robinson (27 games)	1990-91
8.	168	Vasa Pusica (33 games)	2017-18
8.	158	T.J. Williams (30 games)	2016-17
9.	150	J.J. Barea (26 games)	2003-04

CAREER

1.	894	Andre LaFleur (128 games)	1983-87
2.	721	J.J. Barea (113 games)	2002-06
3.	500	Bill Loughnane (105 games)	1976-80
4.	430	Chaisson Allen (125 games)	2007-11
5.	420	David Walker (133 games)	2012-16
6.	403	T.J. Williams (123 games)	2013-17
7.	379	John Clark (99 games)	1972-76
8.	352	Matt Janning (128 games)	2006-10
9.	325	Pete Harris (109 games)	1977-81
10.	320	Jean Bain (103 games)	1998-02

ASSISTS PER GAME

SEASON

1.	8.4	J.J. Barea (29 games)	2005-06
2.	7.9	Andre LaFleur (32 games)	1983-84
3.	7.3	J.J. Barea (30 games)	2004-05
4.	6.8	Andre LaFleur (34 games)	1986-87
5.	6.7	Andre LaFleur (31 games)	1984-85
6.	6.5	Andre LaFleur (31 games)	1985-86
7.	5.8	J.J. Barea (26 games)	2003-04
8.	5.5	George Robinson (27 games)	1990-91
9.	5.3	T.J. Williams (30 games)	2016-17
	5.3	Bill Loughnane (26 games)	1978-79
11.	5.2	John Clark (25 games)	1973-74

CAREER

1.	7.0	Andre LaFleur (128 games)	1983-87
2.	6.4	J.J. Barea (113 games)	2002-06
3.	4.7	Vasa Pusica (60 games)	2017-19
	4.7	Bill Loughnane (105 games)	1976-80
5.	4.4	George Yuille (56 games)	1988-90
6.	3.9	Tyson Walker (50 games)	2019-21
	3.9	Jamaar Walker (58 games)	2001-03
	3.9	George Robinson (64 games)	1988-91
8.	3.8	John Clark (99 games)	1972-76
9.	3.4	Chaisson Allen (125 games)	2007-11
10.	3.3	T.J. Williams (123 games)	2013-17
11.	3.2	David Walker (133 games)	2012-16
	3.2	Jean Bain (103 games)	1998-02

MOST ASSISTS BY CLASS

FRESHMAN

252, Andre LaFleur (32 games) -1983-84 7.8 ppg

SOPHOMORE

208, Andre LaFleur (21 games) -1984-85 6.7 ppg

JUNIOR

218, J.J. Barea (30 games) -2004-05 7.3 ppg

SENIOR

244, J.J. Barea (29 games) -2005-06 8.4 ppg

ASSIST LEADERS

NU assist leaders since the category became a regular statistic during the 1973-74 season; total of assists followed by assist average for the season

YEAR	PLAYER	G	PTS	AVG.
1973-74	John Clark	25	130	5.2
1974-75	John Clark	23	83	3.6
1975-76	John Clark	25	102	4.1
1976-77	Bill Loughnane	26	114	4.4
1977-78	Dave Caligaris	26	112	4.3
1978-79	Bill Loughnane	26	137	5.3
1979-80	Bill Loughnane	27	101	3.7
1980-81	Pete Harris	30	116	3.9
1981-82	Eric Jefferson	30	90	3.0
1982-83	Phil Robinson	28	88	3.1
1983-84	Andre LaFleur	32	252	7.9
1984-85	Andre LaFleur	31	208	6.7
1985-86	Andre LaFleur	31	202	6.5
1986-87	Andre LaFleur	34	232	6.8
1987-88	John Williams	28	84	3.0
1988-89	George Yuille	28	136	4.9
1989-90	George Yuille	28	109	3.9
1990-91	George Robinson	27	181	5.5
1991-92	Omar Lee	28	97	3.5
1992-93	Lamont Hough	28	81	2.9
1993-94	Halim Abdullah	27	139	5.1
1994-95	Damon Singletary	28	88	3.1
1995-96	Damon Singletary	28	59	2.1
1996-97	Terry Kringe	26	87	3.2
1997-98	Harold Miller	28	111	4.0
1998-99	Harold Miller	26	70	2.7
1999-00	Marcus Blossom	26	71	2.7
2000-01	Jean Bain	29	122	4.2
2001-02	Jamaar Walker	28	114	4.1
2002-03	Jamaar Walker	30	112	3.7
2003-04	J.J. Barea	26	150	5.8
2004-05	J.J. Barea	27	218	7.3
2005-06	J.J. Barea	30	244	8.4
2006-07	Adrian Martinez	31	94	3.0
2007-08	Chaisson Allen	31	108	3.5
2008-09	Chaisson Allen	32	98	3.1
2009-10	Chaisson Allen	33	118	3.6
2010-11	Chaisson Allen	29	106	3.6
2011-12	Jonathan Lee	31	107	3.4
2012-13	Jonathan Lee	24	95	3.9
2013-14	David Walker	32	84	2.6
2014-15	David Walker	35	126	3.6
2015-16	David Walker	33	131	4.0
2016-17	T.J. Williams	30	158	5.3
2017-18	Vasa Pusica	33	168	5.1
2018-19	Vasa Pusica	27	111	4.1
2019-20	Tyson Walker	31	104	3.4
2020-21	Tyson Walker	19	92	4.8
2021-22	Shaquille Walters	26	64	2.5



BLOCKS / STEALS

BLOCKS (SINCE 1983-84)

GAME

1.	11	Shawn James vs. James Madison (2/15/06)
	11	Shawn James vs. Albany (2/27/05)
	11	Shawn James vs. Iona (12/30/04)
4.	10	Shawn James vs. Maine (2/16/05)
	10	Shawn James vs. CS Northridge (11/25/05)
	10	Shawn James vs. Hofstra (1/21/06)
	10	Shawn James vs. VCU (2/4/06)
	10	Shawn James vs. Delaware (2/23/06)
9.	7	Shawn James vs. Harvard (1/27/04)
	7	Shawn James vs. Memphis (3/16/05)
	7	Bennet Davis vs. UNC Wilmington (12/2/06)

SEASON

1.	196	Shawn James (30 games)	2005-06
2.	136	Shawn James (25 games)	2004-05
3.	77	Nkem Ojughboh (33 games)	2009-10
4.	67	Reggie Lewis (39 games)	1985-86
	67	Bennet Davis (32 games)	2006-07
6.	57	Scott Eatherton (32 games)	2013-14
7.	51	Steve Carney (31 games)	1990-91
8.	44	Bennet Davis (31 games)	2004-05
	44	Sylbrin Robinson (27 games)	2002-03
10.	43	Scott Eatherton (35 games)	2014-15
	43	Changa Adams (27 games)	1998-99
11.	42	George Aygar (29 games)	2000-01
12.	41	Anthony Green (31 games)	2016-17

CAREER

1.	332	Shawn James (55 games)	2004-06
2.	170	Bennet Davis (123 games)	2003-07
3.	155	Reggie Lewis (122 games)	1983-87
4.	121	Nkem Ojughboh (96 games)	2007-10
5.	113	Quincy Ford (130 games)	2011-16
6.	100	Scott Eatherton (67 games)	2013-15
7.	96	Anthony Green (117 games)	2015-19
	96	Steve Carney (108 games)	1987-91
9.	91	Dan Callahan (87 games)	1990-95
10.	83	Sylbrin Robinson (61 games)	2001-04
11.	82	Changa Adams (78 games)	1997-00

STEALS

GAME

1.	9	Andre LaFleur vs. Maine (1/24/87)
2.	8	Marcus Blossom vs. Navy (11/20/98)
3.	7	Chaiison Allen vs. Maryland (11/15/07)
	7	Marcus Blossom vs. Maine (2/24/00)
	7	Omar Lee vs. Fairleigh Dickinson (1/13/92)
	7	Andre LaFleur vs. Canisius (1/10/87)
7.	6	Shawn Occeus vs. Elon (2/24/18)

SEASON

1.	89	Andre LaFleur (34 games)	1986-87
2.	84	Reggie Lewis (30 games)	1985-86
3.	77	Wes Fuller (34 games)	1986-87
4.	71	Ron Lacey (33 games)	1990-91
	71	Andre LaFleur (31 games)	1985-86
6.	64	Shawn Occeus (33 games)	2017-18
7.	63	Chaiison Allen (31 games)	2007-08
8.	61	Reggie Lewis (31 games)	1984-85
	61	Chaiison Allen (29 games)	2010-11
9.	60	Marcus Blossom (29 games)	2000-01
	60	Ben Harlee (29 games)	1994-95
	60	Ben Harlee (28 games)	1991-92

CAREER

1.	252	Andre LaFleur (128 games)	1983-87
2.	232	Chaiison Allen (125 games)	2007-11
3.	226	Reggie Lewis (122 games)	1983-87
4.	197	Perry Moss (113 games)	1978-82
5.	183	Marcus Blossom (111 games)	1997-01
6.	180	Quincy Ford (130 games)	2011-16
	180	David Walker (133 games)	2012-16
	180	Ben Harlee (114 games)	1990-95
9.	178	J.J. Barea (109 games)	2002-06
10.	175	Wes Fuller (128 games)	1983-87

MISCELLANEOUS RECORDS

GAMES, CAREER

1.	133	David Walker	2012-16
2.	130	Quincy Ford	2011-16
3.	128	Zach Stahl	2012-16
	128	Andre LaFleur	1983-87
	128	Wes Fuller	1983-87
	128	Matt Janning	2006-10

GAMES, CONSECUTIVE

1.	133	David Walker	2012-16
2.	128	Andre LaFleur	1983-87
	128	Wes Fuller	1983-87
	128	Matt Janning	2006-10

GAMES, STARTED

1.	128	Andre LaFleur	1983-87
----	-----	---------------	---------

MINUTES, GAME

1.	55	David Walker vs. Hofstra (1/21/16)
2.	54	Dave Leitao vs. Villanova (3/14/82)
	54	Perry Moss vs. Villanova (3/14/82)
4.	53	David Walker vs. James Madison (2/18/16)
5.	52	Quincy Ford vs. James Madison (2/18/16)
	52	Quincy Ford vs. Hofstra (1/21/16)
7.	51	Stewart Granger vs. Villanova (3/14/82)
	51	Ed Pickney vs. Villanova (3/14/182)
9.	50	Bolden Brace at Elon (2/23/17)

MINUTES, SEASON

1.	1263	David Walker	2015-16
2.	1217	Andre LaFleur	1986-87

MINUTES, CAREER

1.	4670	David Walker	2012-16
2.	4597	Matt Janning	2006-10

POINTS, HALF

1.	28	Bolden Brace at Elon (2/23/17) (1st)
2.	27	T.J. Williams vs. UNCW (2/16/17) (2nd)
3.	26	David Walker vs. Towson (1/23/16) (2nd)
4.	25	J.J. Barea vs. UNH (2/2/05) (2nd)
5.	24	Jordan Roland at Harvard (11/9/18) (2nd)

DOUBLE-FIGURE SCORING GAMES, SEASON

1.	31	Reggie Lewis	1984-85
2.	30	T.J. Williams	2016-17

DOUBLE-FIGURE SCORING GAMES, CAREER

1.	115	Reggie Lewis	1983-87
----	-----	--------------	---------

DOUBLE-FIGURE SCORING GAMES, CONSECUTIVE

1.	76	Reggie Lewis	3/8/84 - 1/2/87
----	----	--------------	-----------------



TEAM RECORDS

NORTHEASTERN RECORDS

Games, Season

Most: 35 (23-12, 2014-15)
 Fewest: 12 (2-10, 1935-36)

Wins, Season

Most: 27 (27-5, 1983-84); (27-7, 1986-87)
 Fewest: 1 (1-13, 1920-21)

Losses, Season

Most: 22 (5-22, 1993-94); (9-22, 2021-22)
 Fewest: 3 (10-3, 1933-34)

Consecutive Wins

13 (Dec. 5, 1985 - Jan. 30, 1986)

Consecutive Home Wins

38 (Feb. 5, 1985 - Dec. 12, 1987)

Consecutive Losses

12 (Dec. 12, 2021 - Feb. 3, 2022)

Best Start of the Season

7-0 (Nov. 29 - Dec. 27, 1980; Dec. 3 - Dec. 29, 1966)

Worst Start of the Season

0-7 (Nov. 25 - Dec. 20, 1995)

Most Points

Game: 152 vs. Loyola Marymount (Nov. 24, 1990)
 Season: 2,841 (34 games, 83.6 ppg) 1986-87

Fewest Points

Game: 7 vs. St. Michael's (1921-22)
 Season: 260 (14 games, 18.6 ppg) 1920-21

Points, Game (total)

275 vs. Loyola Marymount (NU, 152-123) Nov. 24, 1990

Fewest Points, Game (total)

32 vs. Tufts (Tufts 17, NU 15) 1925-26

Most Consecutive Points

24 vs. Drexel Feb. 2, 2008

Highest Scoring Average

83.6 (34 games, 2,841 points) 1986-87

Lowest Scoring Average

18.6 (14 games, 260 points) 1920-21

Rebounds

Game: 70 vs. Loyola Marymount (Nov. 24, 1990)
 Season: 1,394 (1980-81)

Field Goals Made

Game: 63 vs. Loyola Marymount (Nov. 24, 1990)
 Season: 1,038 (1986-87)

Field Goal Attempts

Game: 106 vs. Loyola Marymount (Nov. 24, 1990)
 Season: 2,218 (1986-87)

Free Throws Made

Game: 39 vs. Siena (March 7, 1985)
 Season: 635 (1986-87)

Free Throw Attempts

Game: 48 (two times)
 Season: 922 (1986-87)

Free Throw Percentage

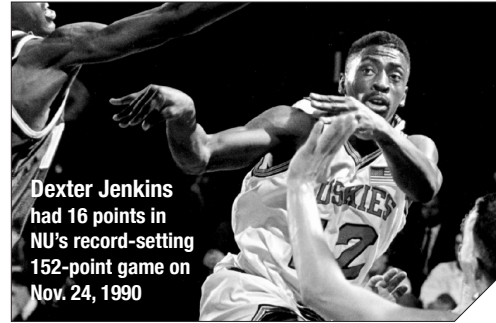
Game: 100.0 (27-27) at Georgia State, Feb. 27, 2013

3-Pointers Made

Game: 21 vs. Delaware (Jan. 5, 2017)
 Season: 328 (2018-19)

3-Point Attempts

Game: 41 vs. Vermont (Jan. 7, 2004)
 Season: 858 (2018-19)



Dexter Jenkins
 had 16 points in
 NU's record-setting
 152-point game on
 Nov. 24, 1990

Assists

Game: 37 vs. Loyola Marymount (Nov. 24, 1990)
 Season: 601 (1983-84)

Most Steals

Game: 20 vs. Wentworth (Nov. 17, 2015)
 Season: 345 (1986-87)

Largest Margin of Victory

57 at Holy Cross (111-44) Nov. 19, 2019

Largest Comeback

24 vs. George Mason (69-67) March 10, 2013

OPPONENT RECORDS

Points

Game: 123 vs. Loyola Marymount (Nov. 24, 1990)
 Season: 2,544 (34 games, 74.8 ppg) 1986-87

Fewest Points

Game: 9 vs. Norwich, Providence (1921-22)
 Season: 366 (13 games, 28.2 ppg) 1933-34

Highest Scoring Average

81.2 (29 games, 2,355 points) 2000-01

Lowest Scoring Average

28.2 (13 games, 366 points) 1933-34

Rebounds

Game: 74 vs. Connecticut (Dec. 6, 2004)
 Season: 1,269 (2004-05)

Field Goals Made

Game: 46 vs. Loyola Marymount (Nov. 24, 1990)
 Season: 940 (1983-84)

Field Goal Attempts

Game: 108 vs. Loyola Marymount (Nov. 24, 1990)
 Season: 2,014 (1986-87)

Free Throws Made

Game: 42 vs. Pepperdine (Dec. 18, 1988)
 Season: 583 (2000-01)

Free Throw Attempts

Game: 50 vs. Pepperdine (Dec. 18, 1988); vs. BU (Jan. 20, 2002)
 Season: 810 (1990-91)

3-Pointers Made

Game: 15 vs. Vermont (Jan. 17, 2002); vs. BU (Nov. 25, 2008)
 Season: 235 (2016-17)

3-Point Attempts

Game: 34 at Elon (Feb. 23, 2017)
 Season: 655 (2015-16)

Assists

Game: 38 vs. Northwestern (Dec. 28, 1993)
 Season: 492 (1983-84)

Steals

Game: 19 vs. Connecticut (Nov. 25, 1996)
 Season: 245 (2000-01, 2014-15)

Largest Margin of Victory

56 vs. Connecticut (78-22) Feb. 23, 1946



HOME, SWEET HOME



Northeastern vs. Duke • Dec. 30, 1995 Matthews Arena

Northeastern's home court is Matthews Arena, college basketball's most historic arena and the world's oldest multi-purpose athletic facility. The arena, which was the original home of Boston's beloved Celtics and Bruins, opened on April 16, 1910, and is in its 106th year of operation. The Huskies have enjoyed great success on their home floor, including a school record 38-game winning streak from 1985 to 1987. NU is 73-45 at the arena since the 2005-06 season.



HISTORIC MATTHEWS ARENA



A WHO'S WHO IN AMERICAN SPORTS

The Matthews Arena chronology reads like a Who's Who in American sports, and starts with its groundbreaking on Oct. 11, 1909.

- Legendary boxers **Jack Dempsey**, **Gene Tunney** & **Joe Louis** graced the ring
- **Paavo Nurmi** ran at the Arena in a BAA track meet
- Olympian **Sonja Henie** wove her magic-on-blades to phonograph music
- The **Boston Bruins** played their first home game in the building and defeated the Montreal Maroons, 2-1 on Dec. 1, 1924
- Less fortunate in their Arena debut were the Northeastern hockey Huskies, who lost, 2-1, to MIT on Jan. 17, 1930
- The Arena also has played host to such professional hockey teams as the **Boston Olympics**, **Whalers**, **Tigers**, and **Cubs**
- Even the great **Babe Ruth**, then a young left-handed pitcher for the Red Sox, was a frequent visitor to the Arena. The Sultan of Swat passed idle time in the winter by playing in hockey scrimmages with the Arena A.C. team
- **Chuck Connors**, alias The Rifleman, jumped center and smashed the glass backboard in the first-ever Boston Celtics game on Nov. 5, 1946
- The world-famous **Texas Rangers** also brought their rodeo in 1932, complete with outlaw horses and steers
- **Eddie Shore** and **Bob Cousy** mystified crowds in the 20s and 50s with the Boston Bruins and Boston Celtics, respectively
- In the first intercollegiate basketball and hockey games played at the Arena, Harvard edged MIT 4-3, on December 14, 1910, and Notre Dame tapped off with Holy Cross on the last day of 1934.

Historic Matthews Arena is home to Northeastern basketball. The arena, which opened on April 16, 1910, is the oldest active men's basketball arena in the nation. Located on the east end of the Northeastern campus, the hallowed hall was the original home of Boston's beloved Celtics and Bruins and was the birthplace of the Celtics' famed parquet floor.

A list of the nation's oldest active men's basketball arenas:

1. **Matthews Arena – Northeastern (April 16, 1910)**
2. Rose Hill Gym – Fordham (Jan. 16, 1925)
3. Lavietes Pavilion – Harvard (1926)
4. The Palestra – Penn (Jan. 1, 1927)
5. Hec Edmundson Pavilion – Washington (Dec. 27, 1927)
6. Williams Arena – Minnesota (Feb. 4, 1928)
7. Hinkle Fieldhouse – Butler (March 7, 1928)
8. Payne Whitney Gym – Yale (Dec. 10, 1932)
9. Fogelman Arena – Tulane (Dec. 15, 1933)
10. Haas Pavilion – California (1933)
11. Municipal Auditorium – UMKC (1935)
12. Gallagher-Iba Arena – Oklahoma State (Dec. 9, 1938)
13. Lundholm Gym – New Hampshire (1938)
14. McAlister Field House – The Citadel (1939)
15. Cameron Indoor Stadium – Duke (Jan. 6, 1940)

List compiled by Tulane University athletic communications office

The world's oldest ice hockey arena and one of the nation's exemplary athletic facilities is Matthews Arena, named for George J. Matthews, Class of '56, and his wife, the late Hope M. Matthews.

The original home of the Boston Bruins, the Celtics and the Beanpot, the Arena has served as the center of Northeastern hockey since the program's inception for the 1929-30 season.

The Matthews Arena chronology reads like a Who's Who in American sports, and starts with its groundbreaking on Oct. 11, 1909.

Today, the stately Victorian lobbies that welcomed the modest and the mighty for nearly a century cater to the academic and athletic needs of the University.

Convocations and a large portion of the intramural docket are conducted at the Arena, whose walls once echoed with the podium entreaties of Presidents Teddy Roosevelt, Franklin Delano Roosevelt and John F. Kennedy.

Past Arena dignitaries include Charles Lindbergh, Amelia Earhardt, James Michael Curley, Reverend Billy Graham, Admiral Chester Nimitz and General Dwight D. Eisenhower.

In the summer of 1993, the city of Boston and Northeastern paid tribute to one of its heroes when it held funeral services at the Arena for Reggie Lewis, Class of 1988.

The Arena has survived two crippling fires, one in 1918 and another in 1948, to prosper as a stationary jewel of the community.

Northeastern 's association with the Arena covers more than 50 years, since hockey became a varsity sport at the University in 1929.

Husky basketball adopted the Arena as its home in 1981, although the Huskies played a game there in 1936, losing to Rhode Island.

Home to Northeastern men's basketball program from 1981-82 until 1996-97, Matthews once again became the prime home of the Huskies beginning in the 2005-06 season.



ALL-TIME RESULTS

Opponent	W-L	First Meeting	Last Meeting	Opponent	W-L	First Meeting	Last Meeting
Acadia	1-0	1/5/1974	1/5/1974	Eastern Illinois	1-1	12/17/1990	12/17/1990
Adelphi	0-1	3/7/1964	3/7/1964	Eastern Kentucky	1-0	12/28/1996	12/28/1996
Alabama	1-2	12/2/1979	11/15/2018	Eastern Michigan	1-1	12/1/2018	12/17/2019
Alabama-Birmingham	0-2	12/20/2012	12/7/2013	Elon	11-6	1/31/2015	2/26/2022
Albany	7-1	1/26/2002	2/27/2005	Evansville	1-0	12/22/1970	12/22/1970
AIC	21-16	1935-36	1/7/1980	Fairfield	9-2	3/10/1962	11/29/2014
American	1-1	12/2/1977	1/31/1983	Fairleigh Dickinson	9-10	1/23/1965	1/13/1992
Amherst	6-1	2/6/1954	1/13/1967	Fitchburg State	2-0	1924-25	1925-26
Arkansas-Little Rock	1-0	12/7/1984	12/7/1984	Florida	0-1	12/22/2003	12/22/2003
Army	12-6	1/25/1943	12/28/1997	Florida Atlantic	1-0	11/20/2015	11/20/2015
Arnold College	1-0	2/27/1931	2/27/1931	Florida International	1-1	12/17/1994	12/20/1995
Ashburnham	1-0	1924-25	1924-25	Florida Southern	0-1	1/10/1982	1/10/1982
Assumption	9-9	3/8/1963	1/13/1983	Florida State	1-1	1/24/2013	11/18/2014
Baltimore	1-0	12/20/1978	12/20/1978	Fordham	1-2	11/28/1987	12/7/2003
Bates	22-14	1920-21	2/9/1974	Franklin Pierce	1-0	1/6/1990	1/6/1990
Baylor	0-1	11/30/1991	11/30/1991	Fresno State	1-2	3/13/1981	11/29/1996
Belmont	1-0	11/23/2012	11/23/2012	Furman	0-2	12/30/2010	11/25/2017
Bentley	2-0	1/29/1976	1/27/1977	George Mason	12-10	12/19/1990	3/10/2013
Binghamton	4-4	1/12/2002	1/30/2005	George Washington	1-2	12/11/1970	12/29/1972
Birmingham-Southern	0-1	11/19/2004	11/19/2004	Georgetown	1-1	12/22/1979	11/21/2013
Boston College	3-34	12/12/1953	12/22/2007	Georgia	0-2	12/18/1981	12/22/2020
Boston University	76-74	1920-21	11/16/2021	Georgia Southern	0-1	12/28/1990	12/28/1990
Bowdoin	7-2	2/16/1945	12/28/1967	Georgia State	10-7	1/5/2006	11/12/2021
Bradley	1-3	12/26/1986	12/6/2011	Grambling	0-1	12/22/1992	12/22/1992
Brandeis	14-7	2/2/1952	12/4/1980	Guilford (NC)	0-1	12/27/19676	12/27/1967
Bridgeport	6-2	12/13/1960	2/12/1977	Hamilton	1-0	2/13/1931	2/13/1931
Bridgewater State	6-0	1922-23	12/19/1931	Hartford	31-17	1/2/1960	2/9/2005
Brigham Young	0-1	11/25/1988	11/25/1988	Harvard	18-40	1920-21	11/27/2021
Brooklyn	3-3	1924-25	1/22/1983	Harvard Law	1-0	1920-21	1920-21
Brown	15-22	1922-23	11/18/2005	Harvard Naval	0-1	12/28/1942	12/28/1942
Bucknell	2-0	12/15/2017	11/28/2018	Hofstra	25-28	2/4/1950	2/19/2022
Buffalo	3-0	12/26/1970	12/16/1972	Holy Cross	5-13	1923-24	11/22/2008
California	0-1	11/26/2005	11/26/2005	Houston	0-2	12/3/1988	12/18/1989
Cal Poly	0-2	11/30/1996	12/17/2014	Howard	6-1	12/5/1989	12/22/1995
UC Riverside	1-0	11/21/2012	11/21/2012	Illinois	0-2	3/15/1985	11/11/2007
Cal State-Fullerton	0-1	12/20/1988	12/20/1988	Illinois State	0-2	12/28/1984	12/28/1999
Cal State-Northridge	1-0	11/25/2005	11/25/2005	Indiana	1-2	12/23/1990	12/22/2008
Canisius	11-6	2/15/1982	1/8/1994	Iona	3-5	12/29/1978	12/30/2004
Catholic	2-0	2/9/1973	1/18/1974	Iowa	0-1	11/30/1986	11/30/1986
Central Connecticut	10-2	2/16/1966	11/16/2013	IUPUI	1-0	11/11/2008	11/11/2008
Central Florida	1-0	12/19/1987	12/19/1987	Jacksonville	1-0	12/5/1986	12/5/1986
Central Michigan	0-1	12/11/1993	12/11/1993	James Madison	23-10	12/3/1977	2/3/2022
CCNY	4-2	1922-23	1/6/1962	Kansas	0-1	3/21/2019	3/21/2019
Clark	38-14	1921-22	1/30/1968	Keene State	1-0	1/17/1985	1/17/1985
Clarkson	0-1	1932-33	1932-33	Kent State	3-0	12/30/2009	12/18/2017
Coast Guard	13-6	1928-29	2/25/1967	Kings Point	2-0	12/6/1962	12/13/1963
Colby	14-15	1/6/1937	2/4/1970	La Salle	1-3	12/27/1986	12/8/2012
Colgate	20-5	2/12/1972	2/3/2021	Lasell	1-0	11/22/2005	11/22/2005
College of Charleston	11-9	1/13/2014	2/22/2022	LeMoyne	1-0	3/6/1968	3/6/1968
Colorado State	0-1	12/29/2000	12/29/2000	Lipscomb	1-0	11/21/2015	11/21/2015
Columbia	1-1	12/22/1981	11/16/2001	Long Island	7-6	1935-36	11/19/2016
Connecticut	5-35	1926-27	11/14/2016	Louisiana Monroe	1-0	11/25/2003	11/25/2003
Cornell	5-2	11/28/1981	12/2/2017	Louisiana Tech	0-3	11/27/1987	12/20/2011
Curry	2-0	12/17/2002	12/29/2003	Louisville	1-1	11/28/1986	12/27/2006
C.W. Post	5-3	12/17/1962	2/14/1970	Lowell	19-7	1921-22	12/2/1978
Dalhousie	1-0	1/4/1974	1/4/1974	Loyola (MD)	2-0	12/3/2001	1/2/2003
Dartmouth	4-1	1927-28	1/30/1982	Loyola Marymount	1-0	11/24/1990	11/24/1990
Davidson	0-4	11/18/2018	12/12/2021	Maine	66-46	1920-21	12/4/2019
Delaware	28-33	12/29/1977	2/12/2022	Manhattan	1-2	1924-25	11/23/2014
Detroit	3-3	12/8/2004	11/30/2021	Marietta	1-0	12/26/1968	12/26/1968
Devens	1-0	2/9/1949	2/9/1949	Marist	3-2	12/2/1980	12/14/2003
Drake	0-1	11/26/19	11/26/19	Marquette	0-1	12/1/1998	12/1/1998
Drexel	28-42	2/26/1977	3/8/2021	Maryland	0-2	11/23/1985	11/15/2007
Duke	0-4	12/7/1992	12/30/1995	McNeese State	1-0	12/21/1992	12/21/1992
Duquesne	2-1	12/27/1985	11/19/2021	Massachusetts	20-39	1921-22	12/7/2021
East Carolina	1-1	1/7/1984	12/8/1986	UMass-Boston	2-0	2/6/1982	11/30/1993
East Tennessee State	1-0	12/23/2010	12/23/2010	Mass. Pharmacy	1-0	1922-23	1922-23



ALL-TIME RESULTS

Opponent	W-L	First Meeting	Last Meeting
MIT	30-15	1920-21	1/9/1976
Memphis	0-2	3/16/2005	12/31/2008
Merrimack	4-2	12/29/1967	12/7/1983
Miami (FL)	1-2	1/31/1991	11/27/2015
Miami (OH)	0-1	11/22/2015	11/22/2015
Michigan	0-1	11/12/2008	11/12/2008
Michigan State	1-1	12/19/2015	12/18/2016
Middlebury	10-9	1920-21	12/17/1966
Monmouth	1-2	1/29/1991	12/12/1992
Montana	0-1	12/8/1984	12/8/1984
Navy	2-3	12/4/1997	11/22/2014
New Bedford	3-0	1924-25	1/10/1931
New Hampshire	86-36	1926-27	12/3/2007
New Mexico	0-2	11/28/1998	12/2/2002
New Orleans	0-1	12/21/1994	12/21/1994
Newport Naval	4-0	1929-30	1/2/1932
Niagara	17-7	1/6/1982	11/23/1996
UNC Asheville	1-1	2/19/2011	12/18/2012
UNC Charlotte	0-4	12/27/1980	11/22/2013
UNC Greensboro	1-1	11/27/1999	12/1/2000
UNC Wilmington	17-15	1/28/2006	1/27/2022
North Carolina	0-2	3/15/1991	2/17/2021
North Carolina State	0-3	2/15/1984	12/29/2015
North Dakota State	0-1	11/26/1983	11/26/1983
Northern Arizona	0-2	11/24/2001	12/4/2002
Northwestern	1-3	1/3/1990	11/19/1993
Norwich	8-3	1921-22	12/20/1967
Notre Dame	0-2	11/25/1997	3/19/2015
NY Polytechnic	0-2	1923-24	1923-24
Oakland	2-1	11/18/2006	12/8/2018
Ohio State	1-1	2/16/1985	11/19/2017
Oklahoma	0-2	1/4/1977	3/13/1986
Old Dominion	5-10	1/7/2006	12/20/2020
Oregon	0-1	12/27/1989	12/27/1989
Pennsylvania	0-1	12/21/1974	12/21/1974
Penn State	1-1	1/24/1981	12/14/2002
Pepperdine	0-2	12/18/1988	12/30/1989
Pittsburgh	0-1	11/17/2006	11/17/2006
Pratt Institute	2-3	2/28/1931	2/1/1935
Princeton	3-2	12/8/1979	11/13/2012
Providence	3-10	1921-22	12/1/2010
Purdue	0-2	11/25/1983	3/13/1987
Quinnipiac	1-0	1/26/1987	1/26/1987
RPI	0-1	2/14/1931	2/14/1931
Rhode Island	9-69	1920-21	12/8/2010
Richmond	1-1	12/31/2013	12/31/2014
Rider	5-6	1/19/1973	11/25/2006
Robert Morris	1-0	11/30/1979	11/30/1979
Rochester	1-1	3/5/1968	3/5/1968
Rutgers	0-1	12/30/1996	12/30/1996
Sacred Heart	1-0	12/21/2002	12/21/2002
St. Anslem's	9-1	3/9/1962	2/3/1977
St. Bonaventure	2-2	12/29/1983	12/21/2018
St. Francis (NY)	1-3	12/5/1977	2/14/1981
St. John's	1-1	1925-26	11/26/2011
St. Joseph's	1-1	3/13/1982	12/18/1982
St. Joseph's (ME)	1-0	12/3/1986	12/3/1986
St. Louis	0-1	12/22/2010	12/22/2010
St. Mary's	0-2	12/22/2009	12/22/2014
St. Michael's	12-8	1921-22	1/6/1978
St. Peter's	1-1	12/9/1988	12/8/1999
Santa Clara	2-0	12/29/2009	12/20/2014
Scranton	1-0	12/27/1970	12/27/1970
Seton Hall	1-2	1921-22	12/17/1982
Siena	15-11	1/3/1977	11/20/2010
South Alabama	0-2	12/28/1982	11/25/2019
South Dakota	1-0	12/28/1972	12/28/1972
South Florida	0-2	12/17/1997	11/29/2008

Opponent	W-L	First Meeting	Last Meeting
Southern Illinois	3-1	3/15/1962	11/21/2021
Southern Methodist	1-0	12/25/2009	12/25/2009
Southern Mississippi	1-0	12/19/1981	12/19/1981
Springfield	17-20	1927-28	2/10/1977
Stanford	0-1	First Meeting	11/17/2017
Stetson	1-2	12/16/1985	12/30/1993
Stevens Institute	0-1	1923-24	1923-24
Stonehill	1-1	12/5/1975	12/6/1976
Stony Brook	7-6	1/10/2002	12/3/2016
Suffolk	6-0	2/8/1956	12/2/2003
Syracuse	0-8	1/11/1975	12/16/2020
Texas-Arlington	0-1	1/9/1981	1/9/1981
Texas-El Paso	0-1	3/23/2009	3/23/2009
Texas State	1-0	12/24/2010	12/24/2010
Toledo	0-1	11/25/1990	11/25/1990
Towson	28-20	1/2/1981	3/6/2022
Trinity	3-2	1923-24	12/27/1966
Troy State	0-1	12/20/2002	12/20/2002
Tufts	34-30	1921-22	1/8/1987
Tulane	2-1	1/20/1989	12/22/2013
Union	0-1	12/6/1930	12/6/1930
U. S. International	1-0	2/5/1944	2/5/1944
UMBC	4-0	1/17/2004	2/12/2005
Upsala	4-2	1925-26	1936-37
Utah	0-1	3/15/1981	3/15/1981
Utah State	2-2	11/29/1986	11/24/2017
Utica	3-0	12/5/1981	1/28/1984
Valparaiso	1-0	12/27/1982	12/27/1982
Vanderbilt	0-1	1/4/2014	1/4/2014
Vermont	44-29	1920-21	12/16/2018
Villanova	0-2	3/14/1982	12/12/2003
Virginia	0-1	11/24/1989	11/24/1989
Virginia Commonwealth	6-9	12/20/1975	11/29/2013
Virginia Tech	0-2	11/29/2001	11/16/2018
Wagner	2-2	3/1/1978	2/7/1981
Weber State	1-0	11/27/2019	11/27/2019
Wentworth	2-0	11/17/2015	11/12/2017
Wesleyan	1-1	1929-30	12/30/1964
Western Michigan	1-2	12/23/2009	12/7/2015
West Virginia	1-1	11/29/2003	12/29/2020
West Texas State	0-1	12/29/1984	12/29/1984
William & Mary	18-15	2/2/2006	3/5/2022
Williams	0-3	1929-30	1/19/1938
Wisconsin-Milwaukee	1-0	12/21/2013	12/21/2013
Wittenburg	0-1	3/13/1963	3/13/1963
WPI	25-14	1923-24	12/20/1969
Wright State	2-2	12/4/2004	11/28/2009
Wyoming	1-0	3/17/2009	3/17/2009

2022-23 opponents are in bold



ALL-TIME SERIES RESULTS

Acadia (1-0)

Date	Result	Site
1/5/1974	W, 69-68	50-Halifax, Nova Scotia

Adelphi (0-1)

Date	Result	Site
3/7/1964	L, 66-68	4-Worcester

Alabama (1-2)

Date	Result	Site
12/2/1979	L, 73-88	Tuscaloosa
3/19/2013	L, 43-62	5-Tuscaloosa
11/15/2018	W, 68-52	66-Charleston

Alabama-Birmingham (0-2)

Date	Result	Site
12/29/2012	L, 63-83	Birmingham
12/7/2013	L, 69-74	Boston

Albany (7-1)

Date	Result	Site
1/26/2002	L, 50-51	Albany
2/12/2002	W, 79-59	Boston
2/2/2003	W, 89-80	Albany+
2/26/2003	W, 69-54	Boston
1/11/2004	W, 77-70	Boston
2/29/2004	W, 80-62	Albany
1/9/2005	W, 73-70	Albany
2/27/2005	W, 70-63	Boston

AIC (21-16)

Date	Result	Site
1935-36	W, 40-27	Boston
1936-37	W, 28-20	Boston
2/2/1945	W, 70-40	Boston
12/15/1945	L, 47-74	Boston
2/11/1950	W, 77-61	Boston
1/13/51	L, 50-57	Boston
2/9/1952	W, 78-77	Boston
2/14/1953	L, 64-69	Boston
2/24/1954	L, 80-87	Boston
2/19/1955	L, 76-83	Boston
2/18/1956	L, 68-84	Boston
2/12/1956	L, 67-92	Springfield
2/18/1958	L, 82-93	Springfield
2/17/1959	W, 84-59	Boston
2/16/1960	L, 50-64	Springfield
12/3/1960	W, 63-52	Springfield
2/24/1962	W, 72-60	Boston
12/15/1962	W, 96-55	Springfield
2/24/1964	W, 79-60	Boston
2/8/1965	L 57-61	Springfield
1/19/1966	W, 81-79	Boston
12/29/1966	L, 76-77	Springfield
2/11/1967	L, 68-70	Springfield
3/9/1967	W, 80-53	4-Springfield
12/13/1967	L, 78-83	Boston
12/18/1968	W, 73-72	Springfield
2/11/1969	L, 66-72	Boston
2/3/1971	W, 86-70	Springfield
2/11/1972	W, 69-63	Boston
1/3/1973	W, 62-44	Springfield
1/24/1974	L, 61-64	Boston
2/22/1975	W, 92-70	Springfield
2/21/1976	W, 86-73	Boston
2/19/1977	W, 71-70	Springfield
2/18/1978	W, 76-68	Boston
2/17/1979	L, 71-73	Springfield
1/7/1980	W, 88-81	Boston

American (1-1)

Date	Result	Site
12/2/1977	W, 72-68	43-Harrisonburg, Va.
1/31/1983	L, 51-52	Boston

Amherst (6-1)

Date	Result	Site
2/6/1954	L, 65-74	Boston
1/15/1964	W, 86-48	Boston
12/16/1964	W, 79-65	Amherst
12/29/1965	W, 68-64	42-Worcester
2/2/1966	W, 72-60	Boston
2/18/1967	W, 80-63	Amherst
1/13/1967	W, 93-56	Boston

Arkansas-Little Rock (1-0)

Date	Result	Site
12/7/1984	W, 70-63	21-Missoula, Mont.

Army (12-6)

Date	Result	Site
1/25/1943	W, 62-22	Boston
3/4/1972	W, 74-73	Boston
12/12/1972	L, 68-70	West Point+
3/2/1974	L, 57-58	Boston
12/10/1974	W, 77-74	West Point
12/8/1976	L, 66-69	West Point
12/10/1977	L, 70-87	Boston
12/9/1978	W, 62-61	West Point
2/18/1980	W, 61-57	Boston
12/8/1980	W, 53-51	West Point
12/7/1981	W, 64-54	Boston
1/29/1983	L, 55-67	West Point
2/1/1984	W, 76-60	Boston
1/15/1986	W, 55-49	Boston
11/25/1989	L, 65-66	East Rutherford, N.J.
2/7/1991	W, 66-47	61-Charlottesville, Va.
12/1/1992	W, 90-57	Boston
12/28/1997	W, 83-61	32-Fairfax, Va.

Arnold College (1-0)

Date	Result	Site
2/27/1931	W, 32-19	Boston

Ashburnham (1-0)

Date	Result	Site
1924-25	W, 49-14	Boston

Assumption (9-9)

Date	Result	Site
3/8/1963	W, 74-60	4-Boston
3/6/1964	W, 79068	4-Worcester
12/28/1965	L, 62-75	42-Worcester
3/3/1966	L, 69-96	4-Springfield
1/4/1969	W, 68-67	Boston
1/26/1970	L, 61-77	Worcester
1/28/1971	L, 77-84	Boston
1/26/1972	L, 77-79	Worcester
1/25/1973	L, 68-73	Boston
2/5/1974	L, 78-79	Worcester
2/5/1975	L, 77-84	Boston
2/5/1976	W, 63-62	Worcester
2/1/1977	W, 72-70	Boston
2/1/1978	W, 57-50	Worcester
1/31/1979	L, 79-80	Boston
1/31/1980	W, 92-83	Worcester
1/14/1982	W, 68-66	Boston
1/13/1983	W, 82-70	Worcester

Baltimore (1-0)

Date	Result	Site
12/20/1978	W, 73-59	41-New Rochelle, N.Y.

Bates (22-14)

Date	Result	Site
1920-21	L, 25-27	Lewiston
1920-21	L, 10-38	Boston
1/8/1938	L, 22-45	Boston
1/19/1939	W, 59-56	Lewiston
1/20/1940	L, 43-47	Lewiston
2/20/1941	L, 32-40	Lewiston
12/13/1941	W, 52-34	Boston
2/19/1943	L, 43-52	Lewiston
1/26/1946	W, 60-52	Boston
12/17/1947	L, 61-63	Boston
2/19/1949	L, 55-66	Lewiston
2/17/1951	W, 69-67	Lewiston
12/19/1951	W, 77-61	Boston
2/21/1953	L, 84-85	Boston
2/10/1954	W, 81-68	Boston
2/20/1954	L, 64-71	Boston
2/12/1955	L, 54-64	Boston
1/9/1956	W, 81-51	Boston
2/8/1957	W, 83-82	Lewiston
2/8/1958	L, 56-65	Boston
2/21/1959	L, 59-68	Lewiston
2/13/1960	W, 73-67	Boston
2/11/1961	L, 44-53	Lewiston
2/10/1962	W, 72-43	Boston
2/2/1963	W, 58-42	Lewiston
12/7/1964	W, 82-62	Boston
2/13/1965	W, 70-58	Lewiston
12/4/1965	W, 84-67	Boston
1/21/1967	W, 102-73	Lewiston
1/20/1968	W, 94-71	Boston
1/18/1969	W, 87-52	Lewiston
1/14/1970	W, 91-83	Boston
1/9/1971	W, 60-46	Lewiston
2/8/1972	W, 82-53	Boston
2/17/1973	W, 66-37	Lewiston
2/9/1974	W, 85-71	Boston

Baylor (0-1)

Date	Result	Site
11/30/1991	L, 68-80	28-Fresno, Calif

Belmont (1-0)

Date	Result	Site
11/23/2012	W, 74-71	10-Anchorage, Alaska

Bentley (2-0)

Date	Result	Site
1/29/1976	W, 81-80	Boston+
1/27/1977	W, 89-85	Waltham

Binghamton (4-4)

Date	Result	Site
1/12/2002	L, 76-94	Boston
1/24/2002	L, 64-81	Binghamton
1/29/2003	W, 59-48	Boston
2/23/2003	L, 54-66	Binghamton
1/21/2004	L, 62-80	Boston
2/18/2004	W, 69-57	Binghamton
1/2/2005	W, 75-68	Boston
1/30/2005	W, 69-59	Binghamton

Birmingham-Southern (0-1)

Date	Result	Site
11/19/2004	L, 70-81	50-Poughkeepsie, N.Y.

Boston College (3-34)

Date	Result	Site
12/12/1953	L, 58-78	Boston
2/24/1955	L, 68-84	Boston
12/17/1955	W, 62-51	Boston
12/12/1956	L, 49-63	Boston
12/11/1957	L, 82-95	Boston
12/9/1958	L, 39-79	Chestnut Hill
12/7/1959	L, 63-65	Boston
2/20/1961	L, 54-75	Chestnut Hill
1/31/1962	L, 63-71	Boston
1/30/1963	L, 41-63	Chestnut Hill
2/18/1963	L, 53-59	7-Chestnut Hill
1/29/1964	L, 84-95	Boston
2/11/1964	W, 73-71	7-Boston
2/5/1965	L, 90-101	Chestnut Hill
3/1/1965	L, 51-56	7-Medford
1/13/1966	L, 63-70	Boston
2/28/1966	L, 78-85	7-Boston (Univ)
1/10/1967	L, 47-54	Chestnut Hill
1/6/1968	L, 75-83	Boston
1/29/1969	L, 69-80	Chestnut Hill
1/28/1970	L, 64-95	Boston
12/1/1970	L, 58-61	7-Boston Garden
12/3/1971	L, 51-52	7-Boston Garden
1/15/1974	L, 59-65	7-Boston
12/14/1974	L, 78-103	Chestnut Hill
1/14/1976	L, 82-83	7-Boston
1/19/1977	L, 66-68	Chestnut Hill
1/17/1978	L, 75-94	Boston
1/6/1979	L, 68-80	Chestnut Hill
2/20/1980	L, 67-76	Boston
1/28/1982	L, 77-87	Chestnut Hill
12/6/1982	L, 79-92	Boston
1/18/1984	L, 78-81	Chestnut Hill+
1/30/1985	L, 75-82	Boston
1/5/2003	W, 72-67	Chestnut Hill
12/31/2006	L, 82-87	Chestnut Hill
12/22/2007	L, 55-57	Chestnut Hill

Boston University (76-74)

Date	Result	Site
1920-21	L, 21-42	Boston (H)
1921-22	W, 23-15	Boston (H)
1923-24	W, 33-18	Boston (A)
1924-25	L, 27-31	Boston (H)
1924-25	L, 27-38	Boston (H)
1925-26	L, 29-36	Boston (A)
1926-27	L, 25-29	Boston (H)
1926-27	L, 21-24	Boston (A)
1927-28	L, 22-39	Boston (A)
1927-28	W, 23-21	Boston (H)
1/9/1943	W, 40-39	Boston (H)
2/10/1943	W, 68-56	Boston (A)
2/14/1945	L, 44-49	Boston (A)
2/21/1945	W, 52-45	Boston (H)
1/23/1946	L, 26-62	Boston (H)
2/20/1946	L, 25-62	Boston (A)
1/8/1947	W, 59-55	Boston (A)
2/12/1947	L, 43-58	Boston (H)
1/7/1948	W, 66-63	Boston (A)
1/31/1948	W, 47-43	Boston (H)
12/15/1948	L, 39-47	Boston (A)
12/14/1949	L, 45-55	Boston (H)
12/16/1950	W, 57-56	Boston (A)
1/30/1952	W, 61-59	Boston (A)
12/17/1952	L, 72-75	Boston (H)

1/10/1953	L, 72-82	Boston (H)
12/17/1953	W, 77-73	Boston (H)
1/9/1954	W, 86-79	Boston (H)
1		



2/15/2000	L, 55-58	Boston (H)
3/3/2000	L, 57-83	2-Newark, Del.
12/9/2001	L, 72-79	Boston (H)
2/3/2001	W, 74-71	Boston (A)
1/20/2002	L, 88-95	Boston (H)+
2/14/2002	L, 57-63	Boston (A)
3/2/2002	L, 76-86	2-Boston (H)
1/25/2003	W, 72-69	Boston (A)
3/3/2003	L, 65-76	Boston (H)
3/10/2003	L, 61-71	2-Boston (A)
1/24/2004	L, 74-76	Boston (H)
2/22/2004	L, 68-82	Boston (A)
1/19/2005	W, 77-75	Boston (H)
2/20/2005	W, 63-48	Boston (A)
11/21/2006	W, 73-54	Boston (H)
11/19/2007	W, 65-58	Boston (A)
11/25/2008	L, 75-83	Boston (H)
11/25/2009	L, 64-69	Boston (A)+
11/12/2010	W, 66-64	Boston (H)
11/11/2011	W, 82-74	Boston (A)+
11/9/2012	W, 65-64	Boston (H)
11/10/2013	L, 69-72	18-Boston Garden
11/10/2014	W, 71-65	18-Boston Garden
11/13/2015	W, 87-84	Boston (A)+
11/11/2016	W, 87-77	Boston (H)
11/18/2016	L, 63-65	Boston (A)
11/10/2017	W, 65-59	Boston (A)
11/6/2018	L, 74-77	Boston (H)
11/5/2019	W, 72-67	Boston (A)
11/16/2021	W, 49-48	Boston (H)

Bowdoin (7-2)

Date	Result	Site
2/16/1945	L, 50-61	Boston
2/14/1947	W, 54-37	Brunswick
2/24/1951	W, 73-67	Brunswick
2/23/1952	W, 66-60	Boston
1/24/1953	L, 66-74	Boston
12/19/1958	W, 83-57	Boston
12/18/1959	W, 59-56	Boston
11/30/1962	W, 68-32	Boston
12/28/1967	W, 80-68	9-Springfield

Bradley (1-3)

Date	Result	Site
12/26/1986	L, 105-110	44-Philadelphia
12/20/1994	W, 82-77	60-New Orleans
11/23/2003	L, 86-92	46-Las Vegas
12/6/2011	L, 68-79	Peoria

Brandeis (14-7)

Date	Result	Site
2/2/1952	L, 70-77	Waltham
1/17/1953	L, 76-91	Boston
1/19/1954	L, 81-93	Boston
12/8/1954	L, 60-94	Boston
12/8/1955	L, 70-80	Boston
12/15/1956	L, 54-77	Boston
12/3/1962	W, 81-59	Boston
12/5/1963	W, 75-71	Waltham
12/14/1964	W, 73-56	Boston
2/22/1967	W, 70-63	Waltham
2/24/1968	W, 86-63	Boston
2/24/1970	W, 82-55	Boston
2/23/1971	W, 92-63	Waltham
2/19/1972	W, 73-67	Boston
2/20/1973	W, 89-75	Waltham
1/23/1975	L, 68-72	Boston
2/21/1977	W, 80-75	Waltham+
12/8/1977	W, 89-77	Boston
12/4/1978	W, 76-58	Waltham
12/6/1979	W, 100-71	Boston
12/4/1980	W, 103-70	Waltham

Bridgeport (6-2)

Date	Result	Site
12/13/1960	W, 89-76	Boston
1/5/1962	W, 79-76	Bridgeport
2/21/1972	W, 77-73	Boston
1/6/1973	W, 73-61	Bridgeport
1/31/1974	L, 66-75	Boston
1/18/1975	W, 64-55	Bridgeport
12/8/1975	W, 87-73	Boston
2/12/1977	L, 78-92	Bridgeport

Bridgewater State (6-0)

Date	Result	Site
1922-23	W, 34-17	Boston
1922-23	W, 29-25	Bridgewater
1923-24	W, 38-37	Boston
1925-26	W, 46-15	Boston
1927-28	W, 46-41	Boston
12/19/1931	W, 26-21	Boston

Brigham Young (0-1)

Date	Result	Site
11/25/1988	L, 78-87	45-Queens, N.Y.

Brooklyn (3-3)

Date	Result	Site
1924-25	L, 12-43	Boston
1924-25	L, 21-26	Brooklyn
1927-28	W, 27-18	Brooklyn
1928-29	L, 24-30	Brooklyn
1932-33	W, 42-39	Brooklyn
1/22/1983	W, 87-85	Boston+

Brown (15-22)

Date	Result	Site
1922-23	L, 17-21	Providence
12/13/1930	L, 32-42	Providence
12/12/1931	L, 37-38	Boston
1932-33	L, 35-42	Providence
1933-34	W, 37-36	Providence
12/8/1934	W, 34-24	Boston
2/2/1938	L, 52-77	Providence
2/21/1939	L, 34-80	Providence
12/18/1939	L, 58-66	Providence
1/26/1952	W, 81-66	Providence
2/7/1953	L, 73-81	Boston
12/9/1953	L, 62-73	Boston
2/9/1955	W, 100-94	Boston
12/13/1955	L, 51-78	Providence
12/5/1956	L, 61-76	Boston
1/29/1958	L, 77-91	Providence
1/28/1959	L, 47-61	Boston
1/30/1960	L, 57-62	Providence
1/28/1961	L, 64-83	Boston
1/27/1962	L, 44-62	Providence
1/26/1963	L, 46-53	Boston
11/30/1963	W, 85-58	Providence
12/1/1964	L, 56-64	Boston
1/29/1966	L, 63-66	Providence
1/28/1967	W, 86-66	Boston
1/27/1968	L, 68-80	Providence
12/6/1969	W, 99-73	Boston
1/15/1971	W, 72-71	Providence
11/24/1978	W, 75-55	12-Providence
12/1/1979	W, 67-54	12-Providence
11/29/1980	W, 89-66	Providence
2/2/1982	W, 82-76	Boston
11/17/1998	W, 69-59	Providence
1/25/2000	W, 80-60	Boston
1/30/2001	L, 73-81	Providence
11/20/2001	L, 88-90	Boston
11/18/2005	W, 67-53	48-New Britain, Conn.

Bucknell (2-0)

Date	Result	Site
12/15/2017	W, 82-64	Boston
11/28/2018	W, 96-78	Lewisburg

Buffalo (3-0)

Date	Result	Site
12/26/1970	W, 80-61	55-Scranton, Pa.
12/17/1971	W, 64-59	Buffalo
12/16/1972	W, 64-55	Boston

California (0-1)

Date	Result	Site
11/26/2005	L, 76-83	33-Berkeley, Calif.

Cal Poly (0-2)

Date	Result	Site
11/30/1996	L, 73-89	22-Fresno, Calif.
12/17/2014	L, 58-60	15-Santa Clara, Calif.

UC Riverside (1-0)

Date	Result	Site
11/21/2012	W, 61-52	10-Anchorage, Alaska

Cal State-Fullerton (0-1)

Date	Result	Site
12/20/1988	L, 68-81	Fullerton

Cal State-Northridge (1-0)

Date	Result	Site
11/25/2005	W, 102-81	33-Berkeley, Calif.

Canisius (11-6)

Date	Result	Site
2/15/1982	W, 79-61	Boston
2/15/1983	L, 69-71	Buffalo+
2/4/1984	W, 68-66	Buffalo+
2/25/1984	W, 68-60	Boston
3/10/1984	W, 85-75	2-Boston
1/26/1985	L, 65-67	Buffalo
2/5/1985	W, 99-91	Boston
2/1/1986	L, 47-58	Buffalo
2/22/1986	W, 90-57	Boston
1/10/1987	W, 89-61	Boston
2/7/1987	W, 72-68	Buffalo
2/6/1988	W, 87-72	Buffalo
2/20/1988	L, 52-69	Boston
1/14/1989	W, 90-80	Boston

2/9/1989	L, 68-75	Buffalo
12/30/1992	W, 76-66	Boston
1/8/1994	L, 61-82	Buffalo

Catholic (2-0)

Date	Result	Site
2/9/1973	W, 98-69	Boston
1/18/1974	W, 70-65	Washington, D.C.

Central Connecticut (10-2)

Date	Result	Site
2/16/1966	W, 89-86	Boston
2/17/1967	W, 63-57	New Britain
12/28/1968	L, 56-66	17-New Britain
12/30/1972	W, 69-61	37-Springfield
11/27/1982	W, 63-60	Boston
12/5/1987	W, 86-56	Boston
2/27/1989	W, 81-61	New Britain
11/22/1997	W, 61-59	New Britain
12/22/1998	L, 67-72	Boston
11/19/2005	W, 94-90	48-New Britain
12/21/2012	W, 82-63	New Britain
11/16/2013	W, 83-69	Boston

Central Florida (1-0)

Date	Result	Site
12/19/1987	W, 76-70	Orlando+

Central Michigan (0-1)

Date	Result	Site
12/11/1993	L, 72-77	Boston

CCNY (4-2)

Date	Result	Site
1922-23	L, 28-42	New York City
1923-24	L, 12-30	New York City
1929-30	W, 44-41	Boston
2/7/1931	W, 38-22	New York City
1/7/1961	W, 74-53	Boston
1/6/1962	W, 62-56	New York City

Clark (38-14)

Date	Result	Site
1921-22	L, 11-31	Worcester
1922-23	W, 32-16	Boston
1922-23	L, 15-31	Worcester
1923-24	L, 11-23	Worcester
1925-26	W, 44-26	Worcester
1926-27	W, 46-28	Worcester
1926-27	W, 40-25	Boston
1927-28	L, 29-34	Boston
1927-28	L, 22-46	Worcester
1928-29	W, 45-28	Worcester
1928-29	W, 33-21	Boston
1929-30	W, 42-21	Boston
1929-30	W, 52-44	Worcester
12/10/1930	W, 42-31	Worcester
12/20/1930	W, 44-25	Boston
12/16/1931	W, 39-26	Worcester
1/9/1932	W, 41-16	Boston
1932-33	W, 27-14	Worcester
W, 32-21	Boston	
1933-34	W, 32-21	Boston
12/15/1934	W, 32-20	Worcester
1935-36	L, 25-26	Boston
1936-37	W, 37-35	Worcester
12/15/1937	W, 32-29	Worcester
12/17/1938	W, 39-21	Boston
2/7/1940	L, 32-70	Worcester
2/8/1941	W, 57-42	Boston
2/4/1942	L, 37-65	Worcester
12/12/1942	L, 41-43	Boston
12/29/1945	W, 51-42	Worcester
3/1/1947	W, 63-54	Boston
2/7/1948	L, 40-56	Worcester
2/5/1949	W, 53-47	Boston
2/8/1950	W, 53-48	Worcester
2/7/1951	L, 73-78	Boston
2/6/1952	L, 56-60	Worcester
2/4/1953	W, 62-59	Boston
2/3/1954	W, 75-64	Boston
2/2/1955	L, 84-93	Boston
2/1/1956	W, 67-64	Worcester
2/16/1957	W, 77-73	Bosto
2/15/1958	W, 67-66	Worcester
2/14/1959	W, 60-45	Boston
2/20/1960	W, 70-68	Worcester
1/14/1961	L, 69-77	Worcester
1/13/1962	W, 66-63	Boston
2/9/1963	W, 71-66	Boston
12/3/1963	W, 57-51	Boston
12/12/1964	W, 73-59	Worcester
1/26/1966	W, 92-67	Boston
1/25/1967	W, 79-66	Worcester
1/30/1968	W, 86-67	Boston

Clarkson (0-1)

Date	Result	Site
1932-33	L, 40-41	Boston

Coast Guard (13-6)

Date	Result	Site
1928-29	W, 39-17	Boston
1/23/1932	W, 42-33	Boston
2/3/1942	L, 52-76	Boston
1/15/1948	W, 60-52	Boston
3/1/1950	L, 40-55	New London
2/3/1951	L, 54-66	Boston
1/31/1953	L, 68-82	Boston
1/30/1954	W, 87-70	Boston
11/30/1956	L, 66-85	Boston
2/1/1958	W, 66-56	New London
1/31/1959	W, 50-42	Boston
2/27/1960	W, 64-67	New London
2/25/1961	W, 55-44	Boston
2/23/1962	L, 51-52	New London
2/22/1963	W, 98-65	Boston
1/10/1964	W, 92-59	Boston
1/12/1965	W, 83-80	New London
2/30/1966	W, 98-33	Boston
2/25/1967	W, 91-68	New London

Colby (14-15)

Date	Result	Site
1/6/1937	L, 38-54	Waterville
1/21/1939	L, 31-51	Waterville
2/9/1939	W, 58-36	Boston
12/16/1939	L, 28-40	Boston

HUSKIES BASKETBALL



Date	Result	Site
2/1/2018	L, 64-69	Charleston
3/6/2018	L, 76-83	3-N. Charleston
1/17/2019	W, 69-60	Boston
2/16/2019	L, 79-88	Charleston+
3/11/2019	W, 70-67	3-N. Charleston
1/16/2020	W, 79-76	Charleston
2/15/2020	W, 65-51	Boston
1/16/2021	W, 67-62	Charleston
1/17/2021	W, 68-66	Charleston
1/29/2022	L, 63-81	Charleston
2/22/2022	L, 72-83	Boston

Colorado State (0-2)

Date	Result	Site
12/29/2000	L, 52-63	39-Bloomington, Ind.
11/22/2021	L, 61-71	U.S. Virgin Islands

Columbia (1-1)

Date	Result	Site
12/11/1981	W, 72-62	41-New Rochelle, N.Y.
11/16/2001	L, 54-66	51-Poughkeepsie, N.Y.

Connecticut (5-35)

Date	Result	Site
1926-27	L, 39-45	Storrs
1932-33	W, 26-22	Boston
1936-37	L, 37-42	Boston
1936-37	L, 41-61	Storrs
2/22/1938	L, 32-58	Storrs
3/5/1938	W, 45-40	Boston
1/7/1939	L, 26-32	Boston
3/4/1939	L, 38-48	Storrs
1/6/1940	L, 38-61	Boston
2/14/1940	L, 49-67	Storrs
2/12/1941	L, 21-72	Storrs
3/1/1941	L, 36-79	Boston
2/11/1942	L, 34-66	Storrs
2/28/1942	L, 29-58	Boston
1/20/1943	L, 56-76	Storrs
2/27/1943	W, 50-46	Boston
1/29/1944	L, 41-59	Storrs
2/26/1944	L, 37-70	Boston
1/27/1945	L, 43-53	Boston
2/24/1945	L, 54-72	Storrs
12/22/1946	L, 28-67	Boston
2/23/1946	L, 22-78	Storrs
12/21/1947	L, 43-81	Boston
2/8/1947	L, 33-71	Storrs
12/20/1947	L, 41-64	Boston
1/14/1950	L, 40-77	Storrs
1/10/1951	L, 55-75	Boston
1/29/1955	L, 44-72	Boston
2/16/1956	L, 74-80	Storrs
2/12/1958	L, 59-87	Boston
12/28/1985	W, 90-73	23-Hartford
12/30/1994	L, 70-88	Storrs
11/29/1995	L, 39-86	Storrs
11/25/1996	L, 37-89	Storrs
12/8/2001	L, 44-80	Storrs
12/6/2004	L, 60-87	Storrs
12/6/2006	L, 53-81	Storrs
12/6/2007	L, 60-69	Storrs
3/16/2010	L, 57-59	5-Storrs
11/14/2016	W, 64-61	Storrs

Cornell (5-2)

Date	Result	Site
11/28/1981	W, 48-46	Ithaca
12/4/1982	W, 74-58	Boston
12/10/1983	L, 64-74	Ithaca
12/7/1985	W, 55-51	Boston
11/20/2004	W, 88-85	51-Poughkeepsie, N.Y.
11/30/2016	L, 77-80	Ithaca
12/2/2017	W, 86-66	Boston

Curry (2-0)

Date	Result	Site
12/17/2002	W, 95-53	Boston
12/29/2003	W, 85-56	Boston

C.W. Post (5-3)

Date	Result	Site
12/17/1962	W, 83-61	Boston
12/14/1963	L, 61-65	Brookville (NY)
1/8/1965	L, 70-80	Boston
1/21/1966	L, 82-83	Brookville (NY)
2/3/1987	W, 84-79	Boston
2/9/1968	W, 76-65	Brookville (NY)
2/7/1969	W, 72-58	Boston
2/14/1970	W, 74-61	Brookville (NY)

Dalhousie (1-0)

Date	Result	Site
1/4/1974	W, 78-41	50-Halifax, Nova Scotia

Dartmouth (4-1)

Date	Result	Site
1927-28	L, 18-36	Boston
12/20/1978	W, 64-57	Hanover+
1/5/1980	W, 59-55	Boston
1/20/1981	W, 69-55	Hanover
1/30/1982	W, 62-53	Boston

Davidson (0-4)

Date	Result	Site
11/18/2018	L, 59-71	66-Charleston
11/24/2018	L, 69-78	Davidson
12/6/2019	L, 63-70	Boston
12/12/2021	L, 69-79	Boston

Delaware (28-33)

Date	Result	Site
12/29/1977	L, 85-89	13-Waltham
12/9/1990	W, 84-70	Boston
1/25/1992	L, 63-65	Newark (DE)
2/23/1992	L, 64-74	Boston
1/24/1993	W, 76-73	Boston
2/19/1993	W, 82-68	Newark (DE)
3/8/1993	L, 61-84	2-Newark (DE)
1/23/1994	L, 56-59	Newark (DE)
2/18/1994	L, 85-89	Boston++
1/22/1995	W, 81-68	Boston
2/17/1995	L, 58-87	Newark (DE)
1/13/1996	L, 69-99	Newark (DE)
2/4/1996	L, 59-60	Boston
12/6/1996	L, 55-74	Newark (DE)
1/26/1997	L, 66-70	Boston
1/22/1998	L, 63-79	Newark (DE)
2/19/1998	W, 72-62	Boston
1/3/1999	L, 57-80	Newark (DE)
1/29/1999	L, 69-72	Boston
1/16/2000	W, 90-76	Boston
2/12/2000	L, 64-80	Newark (DE)
1/11/2001	L, 54-71	Newark (DE)
2/8/2001	L, 77-81	Boston+
3/4/2001	L, 66-110	2-Newark (DE)
1/12/2006	W, 73-71	Boston
2/23/2006	W, 80-66	Newark (DE)
1/27/2007	W, 73-64	Boston
2/21/2007	W, 70-61	Newark (DE)
3/2/2007	W, 77-67	3-Richmond, Va.
1/19/2008	W, 73-69	Boston+
1/30/2008	W, 53-49	Newark (DE)
1/15/2009	W, 67-47	Newark (DE)
1/31/2009	W, 73-59	Boston
1/13/2010	W, 59-55	Boston
2/2/2010	W, 67-51	Newark (DE)
1/19/2011	L, 52-54	Newark (DE)
2/15/2011	L, 66-72	Boston
3/4/2011	L, 58-60	3-Richmond, Va.
1/25/2012	W, 62-61	Boston
2/25/2012	L, 72-82	Newark (DE)
1/19/2013	W, 74-70	Newark (DE)
2/13/2013	L, 74-76	Boston+
1/18/2014	L, 70-74	Boston
2/3/2014	L, 67-80	Newark (DE)
3/9/2014	L, 74-87	3-Baltimore, Md.
1/3/2015	W, 72-53	Newark (DE)
2/7/2015	L, 68-73	Boston
3/7/2015	W, 67-64	3-Baltimore, Md.
1/7/2016	W, 88-56	Boston
1/16/2016	W, 69-60	Newark (DE)
1/5/2017	W, 90-54	Boston
1/19/2017	L, 62-69	Newark (DE)
1/20/2018	W, 76-64	Boston
2/8/2018	W, 70-67	Newark (DE)
3/4/2018	W, 74-50	3-N. Charleston
12/30/2018	L, 80-82	Boston++
2/28/2019	W, 75-64	Newark (DE)
1/25/2020	L, 74-76	Boston
2/20/2020	L, 48-70	Newark (DE)
1/17/2022	L, 76-82	Boston+
2/10/2022	L, 61-74	Newark (DE)

Detroit (3-3)

Date	Result	Site
12/8/2004	W, 73-68	Boston
12/22/2006	L, 51-60	Detroit
1/19/2015	L, 69-81	Boston+
12/5/2015	L, 73-76	Detroit
12/19/2019	W, 74-61	Detroit
11/30/2021	W, 66-56	Boston

Drake (0-1)

Date	Result	Site
11/26/2019	L, 56-59	34-Estero, Fla.

Devens (1-0)

Date	Result	Site
2/9/1949	W, 54-46	Boston

Drexel (28-42)

Date	Result	Site
2/26/1977	W, 60-52	Boston
12/28/1978	W, 77-69	13-Waltham
1/28/1978	W, 80-78	Philadelphia
1/20/1979	L, 73-81	Boston
1/19/1980	L, 73-76	Philadelphia
1/17/1981	W, 77-65	Boston
1/16/1982	L, 68-74	Philadelphia
1/15/1983	L, 57-63	Boston
1/16/1991	W, 98-90	Philadelphia
1/24/1992	L, 67-70	Philadelphia
2/22/1992	L, 53-79	Boston
1/22/1993	L, 68-79	Boston
2/21/1993	L, 73-79	Philadelphia
1/21/1994	L, 52-89	Philadelphia
2/20/1994	L, 64-71	Boston
3/5/1994	L, 71-81	2-Philadelphia
1/20/1995	W, 87-76	Boston
2/19/1995	L, 57-75	Philadelphia
3/8/1995	L, 52-72	2-Philadelphia
1/18/1996	L, 65-87	Boston
1/28/1996	L, 47-84	Philadelphia
1/10/1997	W, 57-54	Boston
2/7/1997	L, 61-78	Philadelphia
1/16/1998	L, 58-70	Boston
1/31/1998	W, 71-68	Philadelphia++
1/17/1999	L, 82-97	Philadelphia
2/13/1999	L, 68-77	Boston
2/27/1999	L, 56-64	2-Newark, Del.
1/2/2000	L, 67-76	Philadelphia
1/30/2000	L, 56-57	Boston
1/5/2001	W, 65-62	Boston
1/28/2001	L, 76-98	Philadelphia
3/3/2001	W, 74-73	2-Newark, Del.
11/17/2001	L, 76-87	50-Poukeepsie, N.Y.
12/18/2001	L, 72-83	Philadelphia
1/14/2006	W, 63-60	Boston
2/9/2006	L, 47-83	Philadelphia
1/17/2007	L, 41-67	Philadelphia
1/29/2007	L, 59-68	Boston
3/3/2007	L, 50-64	3-Richmond, Va.
1/9/2008	W, 79-45	Boston
2/2/2008	W, 63-40	Philadelphia
2/11/2009	L, 58-62	Boston
2/25/2009	W, 47-46	Philadelphia
12/5/2009	L, 47-49	Philadelphia
1/27/2010	L, 48-61	Boston
12/4/2010	L, 58-63	TD Garden
1/22/2011	L, 58-72	Philadelphia
1/21/2012	L, 53-71	Philadelphia
2/1/2012	L, 53-61	Boston
1/8/2013	W, 63-58	Philadelphia+
2/2/2013	W, 59-52	Boston
1/11/2014	L, 88-93	Philadelphia++
3/1/2014	W, 54-52	Boston
3/8/2014	W, 90-81	3-Baltimore, Md.
1/28/2015	L, 60-65	Philadelphia
2/21/2015	W, 83-73	Boston+
2/13/2016	W, 70-60	Boston
2/27/2016	W, 61-59	Philadelphia
1/2/2017	W, 75-70	Philadelphia+
1/12/2017	W, 92-75	Boston
1/22/2018	L, 67-68	Philadelphia+
2/15/2018	W, 75-69	Boston
12/28/18	W, 93-83	Boston
3/2/2019	W, 90-66	Philadelphia
1/23/2020	W, 85-52	Boston
2/22/20	W, 77-68	Philadelphia
3/8/2021	L, 67-74	3-Harrisonburg
1/15/2022	L, 68-76	Boston
2/12/2022	L, 51-67	Philadelphia

Duke (0-4)

Date	Result	Site
12/7/1992	L, 72-103	Durham
11/27/1993	L, 72-86	Durham
11/26/1994	L, 70-93	Durham
12/30/1995	L, 56-87	Boston

Duquesne (2-1)

Date	Result	Site
12/27/1985	W, 88-81	23-Hartford, Conn.+
11/23/1990	L, 77-87	Pittsburgh
11/19/2021	W, 71-55	U.S. Virgin Islands

East Carolina (1-1)

Date	Result	Site
1/7/1984	W, 69-61	Boston
12/8/1986	L, 70-74	Greenville

East Tennessee State (1-0)

Date	Result	Site
12/23/2010	W, 77-67	20-Cancun, Mexico

Eastern Illinois (1-0)

Date	Result	Site
12/17/1990	W, 85-65	Boston

Eastern Kentucky (1-0)

Date	Result	Site
12/28/1996	W, 79-69	39-New Rochelle, N.Y.

Eastern Michigan (1-1)

Date	Result	Site
12/1/2018	W, 81-67	Boston
12/17/2019	L, 55-60	Ypsilanti

Elon (11-6)

Date	Result	Site
1/31/2015	W, 80-61	Boston
2/26/2015	L, 65-72	Elon
12/31/2015	W, 86-79	Elon
1/30/2016	L, 67-71	Boston
1/26/2017	L, 49-51	Boston
2/23/2017	W, 105-104	Elon++
1/5/2018	W, 72-60	Boston
2/24/2018	W, 81-59	Elon
1/10/2019	W, 81-70	



Fordham (1-2)

Date	Result	Site
11/28/1987	L, 46-47	27-Providence, R.I.
11/30/2002	W, 99-75	Boston
12/7/2003	L, 59-80	Bronx

Franklin Pierce (1-0)

Date	Result	Site
1/6/1990	W, 75-62	Boston

Fresno State (1-2)

Date	Result	Site
3/13/1981	W, 55-53	1-El Paso, Texas
11/29/1991	L, 70-84	28-Fresno
11/29/1996	L, 71-87	22-Fresno

Furman (0-2)

Date	Result	Site
12/30/2010	L, 62-75	58-Orlando
11/25/2017	L, 67-78	64-Nashville

George Mason (12-10)

Date	Result	Site
12/19/1990	W, 82-67	Fairfax
12/7/1991	L, 72-77	Boston
1/26/1993	W, 82-71	Fairfax
12/4/1993	W, 108-87	Boston
12/27/1997	L, 60-66	32-Fairfax
1/2/2006	L, 68-71	Boston
1/19/2006	L, 63-74	Fairfax
1/20/2007	L, 53-78	Fairfax
2/24/2007	W, 73-50	Boston
1/12/2008	L, 52-80	Fairfax
3/1/2008	W, 70-59	Boston
3/8/2008	L, 52-63	3-Richmond, Va.
1/21/2009	W, 58-57	Boston
2/14/2009	L, 53-64	Fairfax
1/7/2010	W, 71-46	Boston
2/27/2010	W, 50-48	Fairfax
1/12/2011	L, 60-86	Boston
2/24/2011	L, 61-67	Fairfax
2/22/2012	W, 85-82	Boston+
1/3/2013	W, 84-74	Fairfax
1/27/2013	W, 71-51	Boston
3/10/2013	W, 69-67	3-Richmond, Va.

George Washington (1-2)

Date	Result	Site
12/11/1970	W, 72-56	Boston
2/5/1971	L, 48-49	Washington, D.C.
12/29/1972	L, 65-82	36-Springfield

Georgetown (1-1)

Date	Result	Site
12/22/1979	L, 66-85	Washington, D.C.
11/21/2013	W, 63-56	51-San Juan, Puerto Rico

Georgia (0-2)

Date	Result	Site
12/18/1981	L, 66-79	14-Atlanta, Ga.
12/22/2020	L, 58-76	Athens

Georgia Southern (0-1)

Date	Result	Site
12/28/1990	L, 63-65	37-Boise, Idaho

Georgia State (10-7)

Date	Result	Site
1/5/2006	W, 89-63	Boston
1/26/2006	W, 68-54	Atlanta
1/10/2007	W, 84-69	Boston
2/14/2007	L, 65-71	Atlanta
1/5/2008	W, 64-62	Boston
2/16/2008	L, 55-57	Atlanta
1/7/2009	W, 68-54	Atlanta
2/18/2009	L, 68-70	Boston
1/9/2010	W, 66-54	Atlanta
2/10/2010	W, 62-53	Boston
1/29/2011	W, 70-65	Boston
2/12/2011	L, 71-74	Atlanta+
1/18/2012	W, 60-57	Boston
2/8/2012	L, 59-61	Atlanta
1/30/2013	L, 73-78	Boston
2/27/2013	W, 90-84	Atlanta+
11/12/2021	L, 64-83	Atlanta

Grambling (0-1)

Date	Result	Site
12/22/1992	L, 83-94	19-Orlando, Fla.

Guilford (NC) (0-1)

Date	Result	Site
12/27/1967	L, 71-82	9-Springfield

Hamilton (1-0)

Date	Result	Site
2/13/1931	W, 31-22	Clinton

Hartford (31-17)

Date	Result	Site
1/2/1960	W, 68-45	Boston
12/17/1960	W, 73-58	Hartford
2/16/1962	W, 87-49	Boston
1/12/1963	W, 45-28	Hartford
11/30/1983	W, 93-71	Boston
2/18/1985	W, 75-59	Hartford
2/4/1986	W, 87-76	Boston
2/11/1986	W, 74-70	Hartford
1/6/1987	W, 64-62	Boston
1/13/1987	W, 74-65	Hartford
1/23/1988	W, 87-72	Boston
2/26/1988	L, 63-78	Hartford
1/11/1989	W, 87-72	Boston
1/17/1989	W, 79-71	Hartford
1/27/1990	W, 87-82	Boston+
2/24/1990	W, 68-66	Hartford
1/23/1991	L, 79-86	Hartford
2/16/1991	W, 70-64	Boston
3/7/1991	W, 74-59	2-Boston
1/18/1992	L, 56-60	Hartford
2/29/1992	W, 62-57	Boston
1/16/1993	W, 68-58	Boston
2/27/1993	W, 64-62	Hartford
1/15/1994	L, 47-62	Hartford
2/26/1994	L, 61-76	Boston
1/14/1995	W, 60-59	Boston
2/25/1995	L, 59-60	Hartford
1/6/1996	L, 74-83	Boston
2/10/1996	L, 79-82	Hartford+
1/19/1997	L, 75-82	Hartford
2/13/1997	L, 68-84	Boston
1/8/1998	W, 69-67	Hartford
2/8/1998	L, 68-75	Boston
1/22/1999	L, 63-73	Boston
2/19/1999	L, 60-62	Hartford
1/23/2000	L, 70-76	Hartford
2/17/2000	W, 77-61	Boston
1/20/2001	W, 85-82	Boston
2/17/2001	W, 81-65	Hartford
1/5/2002	L, 61-64	Hartford
2/1/2002	W, 67-66	Boston
1/11/2003	L, 75-82	Hartford
1/31/2003	W, 51-50	Boston
1/14/2004	W, 76-59	Boston
2/11/2004	W, 73-61	Hartford
3/6/2004	L, 74-79	2-Boston (N)
1/12/2005	W, 82-69	Hartford
2/9/2005	W, 86-66	Boston

Harvard (18-40)

Date	Result	Site
1920-21	L, 13-24	Boston
1921-22	L, 22-41	Cambridge
1927-28	L, 29-33	Cambridge
1928-29	L, 39-44	Cambridge
2/11/1931	L, 26-36	Cambridge
2/16/1932	L, 23-32	Cambridge
1932-33	W, 29-28	Cambridge
12/9/1937	L, 12-44	Cambridge
12/8/1938	L, 26-31	Cambridge
2/7/1939	L, 44-49	Cambridge
12/7/1939	L, 38-51	Cambridge
12/18/1940	L, 33-51	Cambridge
12/17/1941	L, 33-54	Cambridge
12/16/1942	L, 31-61	Cambridge
2/13/1946	L, 25-82	Cambridge
2/6/1947	L, 32-63	Cambridge
12/8/1948	L, 43-62	Cambridge
1/3/1951	L, 54-65	Cambridge
1/5/1952	L, 49-72	Cambridge
2/18/1953	L, 48-49	Boston
1/5/1954	L, 63-75	Boston
12/6/1954	L, 49-61	Boston
12/6/1955	L, 64-72	Cambridge
12/21/1956	W, 66-60	Boston
12/17/1957	L, 71-103	Cambridge
12/17/1958	W, 68-46	Boston
12/16/1959	L, 52-53	Cambridge
12/18/1961	L, 60-65	Boston
12/11/1963	L, 61-64	Cambridge
12/7/1965	W, 67-65	Boston
12/18/1967	W, 72-67	Cambridge
12/16/1969	L, 79-83	Boston
12/2/1971	L, 54-57	7-Boston Garden
1/12/1972	W, 73-69	Boston
1/16/1972	L, 63-105	7-Boston Garden
1/7/1974	W, 55-54	Cambridge
1/16/1974	L, 62-75	7-Chestnut Hill
1/14/1975	L, 67-80	7-Boston (Univ.)
1/3/1978	L, 80-83	Boston
1/11/1979	W, 81-61	Cambridge
2/17/1981	W, 72-67	Cambridge
12/13/1997	W, 47-45	Cambridge
12/19/1998	L, 75-80	Boston+
12/18/1999	W, 72-63	Cambridge
11/28/2000	L, 65-88	Boston
11/27/2001	L, 61-68	Cambridge

12/19/2003	W, 61-58	Boston
11/27/2004	L, 75-85	Cambridge
12/19/2007	W, 76-73	Boston
12/10/2008	W, 76-71	Cambridge++
12/4/2013	L, 64-72	Boston
12/3/2014	L, 46-60	Cambridge
12/2/2015	W, 80-71	Boston
12/6/2016	L, 80-86	Cambridge
11/30/2017	W, 77-61	Boston
11/9/2018	W, 81-71	Cambridge
11/18/2019	W, 84-79	Boston
11/27/2021	L, 57-77	Cambridge

Harvard Law (1-0)

Date	Result	Site
1920-21	W, 41-31	Boston

Harvard Naval (0-1)

Date	Result	Site
12/28/1942	W, 62-54	Boston

Hofstra (25-28)

Date	Result	Site
2/4/1950	W, 55-53	Boston
12/10/1994	W, 74-54	Boston
1/3/1995	W, 70-68	Hempstead
1/16/1996	L, 65-70	Boston
1/26/1996	W, 71-68	Hempstead
3/1/1996	W, 71-61	2-Newark, Del.
1/12/1997	L, 56-58	Boston
2/9/1997	L, 69-87	Hempstead
1/18/1998	W, 89-74	Boston
1/29/1998	L, 69-85	Hempstead
1/15/1999	L, 68-81	Hempstead
2/15/1999	L, 52-78	Boston
1/4/2000	L, 45-84	Hempstead
1/28/2000	L, 59-80	Boston
1/7/2001	L, 65-72	Boston
1/26/2001	L, 70-94	Hempstead
1/21/2006	W, 89-73	Boston
2/11/2006	L, 78-89	Hempstead
1/13/2007	W, 84-74	Boston
2/3/2007	L, 66-82	Hempstead
1/26/2008	L, 65-70	Boston
2/13/2008	W, 62-53	Hempstead
1/5/2009	W, 73-50	Boston
1/17/2009	L, 52-57	Hempstead
2/6/2010	W, 75-55	Hempstead
2/23/2010	L, 63-72	Boston
3/6/2010	W, 74-71	3-Richmond, Va.++
1/8/2011	L, 67-76	Boston
2/5/2011	L, 75-78	Hempstead
1/11/2012	W, 64-62	Hempstead
1/28/2012	W, 58-51	Boston
1/16/2013	W, 65-60	Boston
2/6/2013	W, 62-57	Hempstead
1/25/2014	W, 70-57	Hempstead
2/5/2014	W, 81-73	Boston
1/14/2015	W, 91-83	Boston
2/12/2015	W, 79-68	Hempstead
1/21/2016	L, 92-96	Boston+++
2/21/2016	L, 60-65	Hempstead
1/21/2017	L, 73-78	Hempstead
2/11/2017	L, 64-74	Boston
1/2/2018	L, 70-71	Boston
1/25/2018	W, 81-67	Hempstead
1/5/2019	L, 72-75	Hempstead
2/2/2019	W, 75-61	Boston
3/12/2019	W, 82-74	3-N. Charleston
1/9/2020	L, 72-74	Boston
2/8/2020	L, 71-75	Hempstead
3/10/2020	L, 23-26	3-Washington, D.C.
1/7/2021	W, 81-78	Hempstead
1/9/2021	W, 67-56	Boston
1/22/2022	L, 50-72	Boston
2/19/2022	L, 73-76	Hempstead

Holy Cross (6-13)

Date	Result	Site
1923-24	L, 21-44	Worcester
1923-24	L, 13-25	Boston
1929-30	L, 33-48	Worcester
12/16/1968	L, 60-67	Worcester
12/18/1969	L, 76-78	Boston
2/26/1976	L, 79-82	Worcester
3/7/1981	W, 81-79	2-Boston+
2/17/1982	W, 74-62	Worcester
2/26/1983	L, 74-79	Boston+
3/8/1983	L, 61-65	2-Worcester
1/11/1988	W, 78-67	Worcester
1/9/1989	W, 102-94	Boston
12/22/1999	L, 71-82	Worcester
12/6/2000	L, 68-76	Boston
12/27/2004	L, 76-72	Worcester
12/30/2005	L, 44-59	Boston
2/23/2008	L, 47-61	Worcester
11/22/2008	W, 61-49	Boston
1/19/2020	W, 101-44	Worcester

Houston (0-2)

Date	Result	Site
12/3/1988	L, 54-69	Houston
12/18/1989	L, 68-72	Boston

Howard (6-1)

Date	Result	Site
12/5/1989	L, 74-80	Washington, D.C.
12/3/1990	W, 100-95	Boston
12/4/1991	W, 71-67	Washington, D.C.
12/10/1992	W, 73-51	Boston
12/18/1993	W, 64-62	Washington, D.C.
12/3/1994	W, 78-62	Boston
12/22/1995	W, 86-81	Washington, D.C.

Illinois (0-2)

Date	Result	Site
3/15/1985	L, 57-76	1-Atlanta
11/11/2007	L, 55-63	Champaign

HUSKIES BASKETBALL



Kent State (3-0)

Date	Result	Site
12/30/2009	W, 61-58	15-Santa Clara
11/27/2016	W, 73-70	Boston
12/18/2017	W, 81-69	Kent

Kings Point (2-0)

Date	Result	Site
12/6/1962	W, 72-52	Boston
12/13/1963	W, 78-53	Great Neck (NY)

La Salle (1-3)

Date	Result	Site
12/27/1986	L, 85-102	43-Philadelphia
11/27/1998	W, 92-85	48-Albuquerque+
11/30/2011	L, 51-68	Philadelphia
12/8/2012	L, 64-66	Boston

Lasell (1-0)

Date	Result	Site
11/22/2005	W, 105-57	Boston

LeMoyne (1-0)

Date	Result	Site
3/6/1968	W, 67-54	4-Worcester

Lipscomb (1-0)

Date	Result	Site
11/21/2015	W, 79-67	62-Oxford, Ohio

Long Island (7-5)

Date	Result	Site
1935-36	L, 27-50	Brooklyn
2/13/1970	W, 51-48	Brooklyn
2/13/1971	W, 61-56	Boston
2/15/1972	L, 45-61	Brooklyn
3/3/1973	W, 78-76	Boston
2/21/1979	W, 73-69	Brooklyn
2/6/1980	W, 67-50	Boston
2/5/1981	L, 77-92	Brooklyn
2/23/1982	L, 69-70	Boston
2/23/1983	L, 73-75	Brooklyn
3/14/1984	W, 90-87	1-Philadelphia
11/26/1989	W, 83-68	44-Queens, N.Y.
11/19/2016	L, 74-78	Boston (BU)

Louisiana Monroe (1-0)

Date	Result	Site
11/25/2003	W, 81-65	45-Las Vegas

Louisiana Tech (0-3)

Date	Result	Site
11/27/1987	L, 67-74	27-Providence
2/20/2010	L, 67-70	11-Boston
12/20/2011	L, 53-56	Ruston

Louisville (1-1)

Date	Result	Site
11/28/1986	W, 88-84	10-Anchorage, Alaska
12/27/2006	L, 41-61	Louisville

Lowell (19-7)

Date	Result	Site
1921-22	L, 30-31	Lowell
1922-23	L, 23-36	Boston
1923-24	L, 18-33	Lowell
1923-24	L, 21-25	Boston
1925-26	W, 34-33	Lowell
1925-26	W, 44-24	Boston
1926-27	W, 38-18	Lowell
1926-27	W, 35-19	Boston
1927-28	W, 31-26	Boston
1928-29	L, 28-30	Lowell
1928-29	W, 45-28	Boston
1933-34	W, 36-29	Boston
2/9/1935	L, 30-32	Boston
1935-36	W, 34-31	Boston
1936-37	W, 36-28	Lowell
12/18/1937	W, 33-25	Lowell
1/6/1945	W, 61-37	Boston
2/2/1946	L, 37-42	Lowell
2/1/1947	W, 62-33	Boston
1/24/1948	W, 73-48	Boston
1/29/1949	W, 62-36	Boston
1/19/1952	W, 96-42	Boston
2/25/1960	W, 77-35	Boston
2/17/1961	W, 87-51	Boston
12/15/1974	W, 104-59	Lowell
12/2/1978	W, 86-69	Boston

Loyola (MD) (2-0)

Date	Result	Site
12/3/2001	W, 74-63	Baltimore
1/2/2003	W, 99-69	Boston

Loyola Marymount (1-0)

Date	Result	Site
11/24/1990	W, 152-123	35-Maui

Maine (66-46)

Date	Result	Site
1920-21	L, 13-29	Boston
1920-21	L, 22-45	Orono
1935-36	W, 36-32	Orono
1936-37	L, 33-41	Orono
1936-37	W, 33-26	Boston
1/7/1938	L, 36-37	Orono
1/15/1938	W, 31-28	Boston
1/14/1939	W, 46-40	Boston
1/20/1939	L, 49-51	Orono
1/13/1940	W, 44-38	Boston
1/19/1940	W, 67-50	Orono
1/11/1941	W, 40-37	Boston
2/22/1941	L, 30-44	Orono
1/10/1942	W, 51-35	Boston
2/21/1942	W, 42-40	Orono
12/18/1942	L, 44-65	Boston
2/20/1943	L, 36-55	Orono
1/15/1944	W, 59-57	Boston
2/19/1944	L, 45-57	Orono
1/13/1945	W, 50-33	Boston
2/17/1945	W, 63-54	Orono
1/12/1946	L, 48-66	Boston
2/16/1946	L, 46-63	Orono
1/11/1947	L, 56-67	Boston
2/15/1947	L, 60-80	Orono
1/10/1948	L, 52-56	Boston
2/14/1948	L, 45-64	Orono
1/8/1949	W, 65-56	Boston
2/18/1949	L, 36-45	Orono
1/7/1950	L, 40-56	Boston
2/17/1950	L, 43-61	Orono
1/20/1951	W, 77-69	Boston
2/16/1951	L, 65-67	Orono
1/12/1952	W, 60-54	Boston
2/15/1952	L, 54-55	Orono
1/2/1953	L, 75-80	Boston
1/2/1954	W, 100-87	Boston
1/7/1956	W, 65-64	Boston
1/5/1957	L, 70-97	Orono
3/1/1957	W, 109-90	Boston
12/8/1967	W, 80-68	Boston
12/13/1968	W, 86-81	Orono
1/10/1976	L, 67-75	Boston
2/28/1976	L, 75-81	Orono
12/4/1976	L, 67-89	Orono
2/8/1977	W, 79-71	Boston
11/30/1977	W, 85-74	Boston
2/25/1978	L, 85-97	Orono
12/16/1978	W, 66-64	Orono
2/7/1979	L, 56-80	Boston
1/12/1980	W, 86-75	Orono
1/22/1980	W, 72-71	Boston
2/22/1980	L, 52-66	2-Orono
12/26/1981	W, 70-50	46-Orono
1/9/1982	W, 49-44	Boston
1/8/1983	W, 79-57	Orono
1/3/1984	W, 83-81	Boston
1/16/1984	W, 81-75	Orono
3/8/1984	W, 83-77	2-Boston
1/3/1985	W, 89-71	Orono
1/9/1985	W, 94-70	Boston
3/5/1985	W, 103-81	2-Boston
1/11/1986	W, 56-54	Boston
2/17/1986	W, 72-57	Orono
1/2/1987	W, 72-64	Orono
1/24/1987	W, 104-78	Boston
1/14/1988	W, 60-54	Boston
3/3/1988	W, 90-80	Orono
1/4/1989	W, 59-55	Orono
1/28/1989	L, 71-73	Boston
3/9/1989	W, 65-59	2-Hartford
1/17/1990	L, 61-74	Orono
2/3/1990	W, 78-58	Boston
1/12/1991	W, 60-56	Orono
2/19/1991	W, 82-73	Boston
3/9/1991	W, 57-46	2-Boston
2/1/1992	L, 65-67	Boston
2/13/1992	W, 68-63	Orono
1/30/1993	W, 72-71	Orono
2/11/1993	W, 77-60	Boston
1/29/1994	L, 67-79	Orono
2/10/1994	L, 73-89	Orono
1/28/1995	W, 83-66	Orono
2/9/1995	W, 69-65	Boston
12/10/1995	L, 62-76	Boston
2/24/1996	W, 75-59	Orono
1/2/1997	L, 55-68	Orono
2/20/1997	W, 57-51	Orono
1/4/1998	W, 84-73	Boston
2/14/1998	L, 66-73	Orono
2/27/1998	W, 74-54	2-Newark, Del.
1/12/1999	L, 70-90	Boston
2/4/1999	L, 79-100	Orono
2/7/2000	L, 67-79	Orono
2/24/2000	L, 67-70	Boston+
1/2/2001	L, 68-74	Boston
2/23/2001	W, 91-85	Orono

2/3/2002	L, 73-74	Boston
2/21/2002	W, 70-63	Orono
1/15/2003	L, 76-90	Boston
2/12/2003	L, 55-75	Boston
3/9/2003	W, 71-68	2-Boston (N)
1/28/2004	W, 82-79	Orono
2/26/2004	W, 99-89	Boston
1/23/2005	L, 60-67	Orono
2/16/2005	W, 82-51	Boston
3/6/2005	W, 86-73	2-Binghamton
2/17/2007	W, 71-61	Boston
11/24/2008	W, 70-57	Orono
11/28/2012	L, 73-76	Boston
11/20/2016	W, 80-72	Boston (BU)
12/14/2019	W, 78-63	Boston

Manhattan (1-2)

Date	Result	Site
1924-25	L, 25-35	Bronx
1936-37	L, 27-38	Bronx
11/23/2014	W, 65-51	36-Uncasville, Conn.

Marietta (1-0)

Date	Result	Site
12/26/1968	W, 70-61	17-New Britain, Conn.

Marist (3-2)

Date	Result	Site
12/2/1980	W, 86-80	Boston+
1/5/1983	W, 74-61	Poughkeepsie
11/25/1995	L, 55-73	Boston
12/16/1995	L, 65-86	Poughkeepsie
12/14/2003	W, 59-57	Boston

Marquette (0-1)

Date	Result	Site
12/1/1998	L, 68-82	Milwaukee

Maryland (0-2)

Date	Result	Site
11/23/1985	L, 72-84	College Park
11/15/2007	L, 72-74	College Park+

McNeese State (1-0)

Date	Result	Site
12/21/1992	W, 78-72	19-Orlando, Fla.

Massachusetts (20-39)

Date	Result	Site
1921-22	L, 12-30	Amherst
1922-23	L, 18-42	Boston
1924-25	L, 14-40	Amherst
1926-27	L, 17-33	Boston
1927-28	L, 19-29	Amherst
1928-29	W, 32-17	Boston
1929-30	L, 23-25	Amherst
1/17/1931	L, 31-37	Boston
12/13/1947	W, 57-35	Amherst
2/18/1948	W, 59-55	Amherst
12/11/1948	W, 45-42	Boston
12/10/1949	L, 30-36	Amherst
12/9/1950	W, 80-63	Boston
12/8/1951	W, 65-64	Amherst
12/6/1952	W, 62-56	Boston
12/5/1953	W, 75-63	Boston
12/4/1954	L, 63-70	Boston
12/3/1955	L, 45-69	Amherst
12/1/1956	L, 57-70	Boston
12/14/1957	L, 71-54	Amherst
12/13/1958	L, 55-58	Boston
2/8/1960	L, 62-86	Amherst
1/3/1961	L, 70-71	Boston
1/3/1962	L, 61-72	Amherst
2/20/1963	W, 90-61	Boston
2/20/1964	L, 63-69	Amherst
1/2/1965	L, 66-77	Boston
12/11/1965	L, 72-78	Amherst
2/27/1968	L, 59-61	Boston
1/23/1969	W, 68-64	Boston
1/31/1970	L, 62-90	Amherst
1/30/1971	L, 47-61	Amherst
12/11/1972	L, 61-62	Boston
2/27/1973	L, 69-80	Amherst
1/29/1974	L, 64-71	Boston
1/28/1975	L, 58-65	Amherst

**Middlebury (10-9)**

Date	Result	Site
1920-21	L, 17-33	Boston
1920-21	L, 19-53	Middlebury
1924-25	L, 16-32	Boston
1/16/1932	W, 43-29	Boston
1932-33	L, 35-43	Boston
1933-34	W, 34-24	Boston
1/12/1935	L, 35-41	Boston
12/15/1951	W, 70-67	Boston
2/26/1955	L, 72-83	Boston
2/25/1956	L, 47-56	Boston
2/1/1957	L, 58-60	Middlebury
12/20/1958	W, 75-66	Boston
2/7/1959	W, 58-56	Middlebury
12/4/1959	L, 71-72	Boston
12/8/1961	W, 94-64	Middlebury
1/4/1963	W, 81-47	Boston
2/7/1964	W, 84-44	Middlebury
2/4/1966	W, 83-55	Middlebury
12/17/1966	W, 106-70	Boston

Monmouth (1-2)

Date	Result	Site
1/29/1991	L, 59-66	37-Boise, Idaho
1/2/1992	L, 55-92	W. Long Branch
12/12/1992	W, 47-46	Boston

Montana (0-1)

Date	Result	Site
12/8/1984	L, 80-81	21-Missoula, Mont.

Navy (2-3)

Date	Result	Site
12/4/1997	W, 67-44	Boston
11/20/1998	L, 72-85	Annapolis
12/2/1999	L, 57-67	Boston
11/20/2000	L, 66-87	Annapolis
11/22/2014	W, 68-44	36-Uncasville, Conn.

New Bedford (3-0)

Date	Result	Site
1924-25	W, 37-24	Boston
1927-28	W, 41-40	Boston
1/10/1931	W, 49-25	Boston

New Hampshire (86-36)

Date	Result	Site
1926-27	L, 16-36	Durham
1928-29	W, 37-20	Durham
1929-30	W, 32-27	Boston
1/31/1931	W, 24-23	Durham
1/30/1932	L, 26-33	Durham
1932-33	W, 28-27	Boston
1933-34	W, 38-24	Boston
1/19/1935	W, 45-20	Durham
1935-36	L, 32-34	Boston
1936-37	L, 37-38	Boston
1936-37	L, 34-44	Durham
2/5/1938	W, 47-31	Durham
2/12/1938	L, 38-44	Boston
2/4/1939	W, 57-56	Durham
2/11/1939	W, 42-34	Boston
2/3/1940	L, 37-53	Durham
2/10/1940	W, 46-38	Boston
1/8/1941	L, 37-57	Durham
1/17/1941	L, 37-53	Boston
1/7/1942	W, 54-47	Durham
1/16/1942	W, 50-29	Boston
1/6/1943	W, 47-44	Durham
1/16/1943	L, 31-40	Boston
1/20/1945	L, 57-68	Durham
1/19/1946	W, 46-44	Durham
2/9/1946	W, 48-44	Boston
1/18/1947	W, 51-46	Boston
2/22/1947	L, 53-65	Durham
1/28/1948	W, 55-48	Durham
2/21/1948	W, 57-47	Boston
1/22/1949	L, 50-54	Durham
2/12/1949	W, 75-54	Boston
1/21/1950	W, 51-44	Boston
2/28/1951	W, 71-60	Durham
1/14/1952	L, 65-66	Durham
12/13/1952	W, 72-67	Boston
2/8/1954	W, 82-80	Boston
2/7/1955	W, 92-83	Boston
1/10/1956	W, 84-76	Durham
1/8/1957	W, 86-81	Boston
1/6/1958	L, 61-79	Durham
1/17/1959	L, 66-71	Boston
1/19/1960	L, 49-56	Durham
2/14/1961	W, 60-58	Boston
2/21/1962	W, 82-52	Durham
12/8/1963	W, 72-44	Boston
2/13/1964	W, 71-64	Durham
2/22/1965	W, 92-72	Boston
2/10/1966	W, 90-62	Durham
12/10/1967	W, 98-74	Boston
3/1/1968	W, 67-53	Durham

1/9/1969	L, 72-75	Boston
12/8/1969	W, 65-63	Durham
2/6/1971	W, 75-65	Boston
12/4/1971	L, 46-48	Durham
1/27/1973	W, 75-65	Boston
2/23/1974	W, 67-65	Durham
2/28/1975	W, 62-60	Boston
1/19/1976	W, 72-71	Durham
12/11/1976	L, 67-79	Boston
2/14/1977	L, 71-81	Boston
1/24/1978	W, 71-60	Boston
2/27/1978	L, 62-64	Durham
1/29/1979	W, 73-68	Boston
2/5/1979	W, 83-81	Durham
1/28/1980	W, 73-63	Boston
2/10/1980	W, 69-68	Durham
1/15/1981	W, 85-76	Boston
2/21/1981	W, 70-69	Durham
1/12/1982	W, 81-65	Durham
2/20/1982	W, 72-71	Boston
12/8/1982	L, 81-90	Durham
3/5/1983	L, 73-74	Boston
1/5/1984	W, 91-86	Durham
2/9/1984	W, 95-81	Boston
1/24/1985	L, 55-57	Boston
2/22/1985	W, 78-70	Durham
1/21/1986	W, 78-65	Boston
2/1/1986	W, 66-53	Durham
1/4/1987	W, 91-64	Durham
2/23/1987	W, 76-69	Boston
3/3/1987	W, 85-71	2-Boston
1/30/1988	W, 90-78	Durham
2/23/1988	W, 71-60	Boston
1/7/1989	W, 88-72	Boston
1/25/1989	W, 86-79	Durham
1/13/1990	W, 79-69	Boston
2/1/1990	W, 71-53	Durham
2/5/1991	W, 57-39	Boston
2/23/1991	W, 73-57	Durham
1/30/1992	W, 90-51	Boston
2/15/1992	L, 64-66	Durham
1/28/1993	W, 75-62	Durham
2/13/1993	W, 73-45	Boston
1/27/1994	L, 62-64	Boston+
2/12/1994	L, 69-74	Durham
1/26/1995	L, 69-88	Durham
2/11/1995	L, 91-94	Boston++
3/6/1995	W, 91-70	2-Boston
12/8/1995	L, 90-98	Durham++
2/22/1996	L, 72-78	Boston
1/4/1997	L, 57-59	Boston
2/22/1997	W, 57-56	Boston
1/2/1998	W, 58-56	Boston
2/12/1998	L, 74-84	Durham
1/9/1999	W, 74-67	Boston
2/6/1999	W, 72-67	Durham
2/26/1999	W, 77-69	Boston
12/6/1999	W, 78-66	2-Newark, Del.
2/26/2000	W, 81-77	Durham
1/16/2001	L, 77-94	Durham
2/25/2001	W, 92-77	Boston
12/29/2001	W, 84-72	Durham
2/5/2002	L, 81-82	Boston
1/18/2003	W, 81-58	Boston
2/8/2003	W, 75-61	Durham
1/4/2004	W, 75-72	Durham
1/31/2004	W, 76-69	Boston
2/2/2005	W, 73-67	Durham
2/24/2005	W, 88-65	Boston
12/18/2006	W, 51-41	Boston
12/3/2007	W, 62-57	Durham

New Mexico (0-2)

Date	Result	Site
11/28/1998	L, 61-93	48-Albuquerque
12/2/2002	L, 88-90	Albuquerque

New Orleans (0-1)

Date	Result	Site
12/21/1994	L, 70-77	59-New Orleans

Newport Naval (4-0)

Date	Result	Site
1929-30	W, 36-31	Boston
1/3/1931	W, 48-37	Boston
1/28/1931	W, 42-31	Newport
1/2/1932	W, 48-19	Boston

Niagara (17-7)

Date	Result	Site
1/6/1982	W, 94-68	Boston
3/6/1982	W, 82-59	2-Boston
2/14/1983	W, 76-74	Lewiston
2/6/1984	W, 76-70	Lewiston
2/27/1984	W, 94-90	Boston
1/5/1985	W, 73-70	Boston
1/28/1985	L, 80-85	Lewiston+
1/30/1986	W, 90-75	Lewiston
2/24/1986	W, 85-62	Boston

1/31/1987	W, 60-50	Boston
1/31/1987	L, 87-88	Lewiston
1/16/1988	W, 91-85	Boston+
2/4/1988	W, 95-92	Lewiston
3/8/1988	L, 57-70	2-Hartford, Conn.
2/4/1989	W, 68-63	Boston
2/11/1989	W, 86-68	Lewiston
2/12/1990	W, 96-84	Lewiston
1/8/1991	W, 73-66	Boston+
12/21/1991	W, 75-71	Lewiston
1/7/1993	L, 71-83	Boston
1/6/1994	L, 79-80	Lewiston+
1/7/1995	W, 67-56	Boston
1/30/1996	L, 62-81	Lewiston
11/23/1996	L, 74-78	Boston

UNC Asheville (1-1)

Date	Result	Site
2/19/2011	W, 83-82	11-Asheville
12/18/2012	L, 73-79	Boston

UNC Charlotte (0-4)

Date	Result	Site
12/27/1980	L, 62-75	46-Orono, Maine
12/29/1989	L, 76-85	31-Portland, Ore.
11/24/2012	L, 59-67	10-Anchorage, Alaska
11/22/2013	L, 77-86	51-San Juan, Puerto Rico

UNC Greensboro (1-1)

Date	Result	Site
11/27/1999	L, 56-70	Greensboro
12/1/2000	W, 89-77	Boston

UNC Wilmington (17-15)

Date	Result	Site
1/28/2006	L, 44-46	Wilmington
3/5/2006	L, 54-69	3-Richmond, Va.
12/2/2006	W, 58-51	Boston
1/23/2008	L, 69-77	Wilmington
2/7/2009	W, 77-65	Boston
1/16/2010	W, 79-56	Boston
2/16/2010	W, 65-56	Wilmington
1/26/2011	W, 70-66	Wilmington
2/26/2011	W, 78-68	Boston
1/4/2012	L, 62-70	Boston
1/5/2013	W, 68-64	Boston
2/16/2013	L, 67-73	Wilmington
1/8/2014	W, 79-68	Boston+
2/13/2014	L, 45-55	Wilmington
1/5/2015	L, 68-75	Boston
2/14/2015	L, 61-66	Wilmington
3/8/2015	W, 78-71	3-Baltimore, Md.
1/2/2016	W, 65-63	Wilmington
2/6/2016	L, 73-90	Boston
3/6/2016	L, 70-73	3-Baltimore
2/16/2017	L, 65-66	Boston
2/25/2017	L, 65-74	Wilmington
1/13/2018	W, 81-77	Wilmington
2/3/2018	W, 107-100	Boston
3/5/2018	W, 79-52	3-N Charleston
1/19/2019	W, 88-71	Boston
2/14/2019	W, 81-77	Wilmington
3/10/2019	W, 80-59	3-N. Charleston
1/18/2020	L, 74-76	Wilmington+
2/13/2020	W, 71-63	Boston
1/24/2022	L, 68-74	Boston
1/27/2022	L, 62-67	Wilmington

North Carolina (0-2)

Date	Result	Site
3/15/1991	L, 66-101	1-Syracuse, N.Y.
2/17/2021	L, 62-82	Chapel Hill

North Carolina State (0-3)

Date	Result	Site
2/15/1984	L, 74-77	Raleigh
12/22/2011	L, 59-88	Raleigh
12/29/2015	L, 66-72	Raleigh

North Dakota State (0-1)

Date	Result	Site
11/26/1983	W, 94-77	28-Fresno, Calif.

Northern Arizona (0-2)

Date	Result	Site
11/24/2001	L, 67-70	Boston
12/4/2002	L, 56-71	Flagstaff

Northwestern (1-3)

Date	Result	Site
1/3/1990	L, 70-74	Evanston
1/19/1991	W, 84-78	Boston
12/14/1991	L, 66-93	Evanston
12/29/1993	L, 65-92	34-DeLand, Fla.

Norwich (8-3)

Date	Result	Site
1921-22	L, 22-35	Northfield
1921-22	W, 31-9	Boston
1922-23	L, 26-34	Boston
1928-29	W, 50-15	Boston
12/20/1941	W, 37-31	Boston
1/20/1961	L, 74-81	Northfield
2/2/1962	W, 76-65	Boston
2/8/1964	W, 83-49	Northfield
1/15/1965	W, 88-79	Boston
2/5/1966	W, 99-83	Northfield
12/20/1967	W, 104-59	Boston

Notre Dame (0-2)

Date	Result	Site
11/25/1997	L, 45-72	South Bend
3/19/2015	L, 65-69	1-Pittsburgh, Pa.

NY Polytechnic (0-2)

Date	Result	Site
------	--------	------



Providence (3-10)

Date	Result	Site
1921-22	W, 38-9	Boston
1926-27	W, 31-18	Boston
1928-29	L, 31-42	Boston
1929-30	L, 21-48	Providence
1/24/1931	L, 32-60	Boston
2/6/1945	L, 61-72	Providence
12/2/1985	L, 68-83	Providence
12/5/1990	L, 73-88	Providence
12/28/2002	L, 61-80	Providence
12/20/2005	L, 70-92	Providence
11/15/2008	W, 70-66	Providence
12/1/2009	L, 72-76	Boston
12/1/2010	L, 72-77	Providence

Purdue (0-2)

Date	Result	Site
11/25/1983	L, 64-83	28-Fresno, Calif.
3/13/1987	L, 95-104	1-Syracuse, N.Y.

Quinnipiac (1-0)

Date	Result	Site
1/26/1987	W, 104-54	Boston

RPI (0-1)

Date	Result	Site
2/14/1931	L, 37-51	Troy

Rhode Island (9-69)

Date	Result	Site
1920-21	L, 16-37	Boston
1920-21	L, 14-34	Kingston
1921-22	L, 25-44	Kingston
1921-22	W, 30-29	Boston
1922-23	L, 19-34	Kingston
1922-23	L, 18-31	Boston
1924-25	L, 21-41	Kingston
1924-25	L, 22-27	Boston
1925-26	W, 43-25	Boston
1925-26	L, 29-40	Kingston
1926-27	L, 26-44	Kingston
1926-27	L, 37-38	Boston
1927-28	L, 18-57	Kingston
1927-28	L, 29-56	Boston
1928-29	L, 34-38	Kingston
1928-29	L, 43-39	Boston++
1929-30	L, 42-45	Kingston
1929-30	L, 34-38	Boston+
1/15/1931	L, 39-44	Kingston
2/21/1931	L, 29-46	Boston
1/13/1932	L, 33-37	Kingston
2/20/1932	W, 40-26	Boston
1932-33	L, 37-38	Kingston
1932-33	L, 32-37	Boston
1933-34	W, 44-36	Kingston
1933-34	L, 23-28	Boston
1/9/1935	L, 43-44	Kingston
2/23/1935	L, 21-33	Boston
1935-36	L, 42-61	Kingston
1935-36	L, 41-54	Boston
1936-37	L, 37-55	Kingston
1936-37	L, 37-65	Boston
1/11/1938	W, 61-57	Kingston
2/19/1941	L, 40-61	Boston
1/10/1939	L, 57-79	Kingston
2/18/1939	L, 59-71	Boston
1/9/1940	L, 61-90	Kingston
2/17/1940	L, 63-77	Boston
1/14/1941	L, 53-85	Kingston
2/15/1941	L, 20-57	Boston
1/13/1942	L, 60-98	Kingston
2/14/1942	L, 37-71	Boston
1/12/1943	L, 64-106	Kingston
2/13/1943	L, 47-57	Boston
1/5/1944	L, 45-82	Kingston
2/12/1944	L, 54-86	Boston
1/9/1945	L, 55-110	Kingston
2/10/1945	L, 37-71	Boston
1/16/1954	L, 75-78	Boston
1/15/1955	L, 88-98	Boston
1/14/1956	L, 58-71	Kingston
1/12/1957	L, 65-77	Boston
1/11/1958	L, 54-55	Kingston
1/10/1959	W, 77-61	Boston
1/5/1960	L, 48-66	Kingston
1/30/1961	L, 58-62	Boston
12/11/1961	L, 62-82	Kingston
12/10/1962	L, 52-54	Boston
1/20/1965	L, 77-87	Kingston
1/12/1967	W, 65-63	Boston
1/11/1968	L, 66-81	Kingston
12/9/1987	L, 81-95	Kingston
12/6/1988	W, 86-82	Boston
12/2/1989	W, 94-92	Kingston
12/1/1990	L, 70-76	Boston
11/23/1991	L, 72-102	Kingston

1/9/1993	L, 72-80	Boston
2/1/1994	L, 62-83	Kingston
11/30/1994	L, 66-78	Boston
12/5/1995	L, 61-78	Kingston
12/16/2000	L, 67-80	Kingston
12/22/2001	L, 66-67	Kingston
11/22/2002	L, 82-88	Boston
11/21/2003	L, 77-89	45-Las Vegas
11/28/2007	L, 72-92	Kingston
12/3/2008	L, 72-85	Boston
12/10/2009	L, 76-79	Kingston
12/8/2010	L, 67-79	Boston

Richmond (1-1)

Date	Result	Site
12/31/2013	L, 66-70	Boston
12/31/2014	W, 58-57	Richmond

Rider (5-6)

Date	Result	Site
1/19/1973	W, 64-48	Boston
1/19/1974	W, 47-45	Lawrence Township
1/7/1975	L, 72-73	Boston
1/17/1976	L, 82-107	Lawrence Township
11/27/1976	W, 62-59	Boston
1/13/1978	L, 65-71	Lawrence Township
12/21/1996	L, 70-76	Boston
12/20/1997	L, 66-83	Lawrence Township
12/20/2001	W, 80-68	Boston
2/18/2006	W, 92-76	Boston
11/25/2006	L, 69-70	Lawrence Township

Robert Morris (1-0)

Date	Result	Site
11/30/1979	W, 76-73	12-Providence+

Rochester (0-1)

Date	Result	Site
3/5/1968	L, 70-73	4-Worcester

Rutgers (0-1)

Date	Result	Site
12/30/1996	L, 63-78	Piscataway

Sacred Heart (1-0)

Date	Result	Site
12/21/2002	W, 91-74	55-San Juan, Puerto Rico

St. Anslem's (9-1)

Date	Result	Site
3/9/1962	W, 88-78	4-Rochester, N.Y.
12/1/1968	W, 77-67	Boston
12/10/1969	W, 70-66	Manchester
2/10/1971	W, 83-59	Boston
2/2/1972	W, 50-33	Manchester
2/14/1973	W, 71-52	Boston
2/14/1974	W, 55-50	Manchester
2/11/1975	W, 95-56	Boston
2/10/1976	W, 84-74	Manchester
2/3/1977	L, 79-83	Boston

St. Bonaventure (2-2)

Date	Result	Site
12/29/1983	W, 87-72	52-Rochester, N.Y.
11/19/1999	L, 61-65	Olean
12/20/2017	L, 65-84	Olean
12/21/2018	W, 64-59	Boston

St. Francis (NY) (1-3)

Date	Result	Site
12/5/1977	L, 63-82	Brooklyn
1/3/1979	L, 74-88	Boston
2/16/1980	L, 77-87	Brooklyn
2/14/1981	W, 73-60	Boston

St. John's (1-1)

Date	Result	Site
1925-26	L, 17-27	Queens
11/26/2011	W, 78-64	New York City

St. Joseph's (1-1)

Date	Result	Site
3/13/1982	W, 63-62	1-Uniondale, N.Y.
12/18/1982	L, 73-99	8-Atlantic City

St. Joseph's (ME) (1-0)

Date	Result	Site
12/3/1986	W, 81-54	Boston

St. Louis (0-1)

Date	Result	Site
12/22/2010	L, 49-71	20-Cancun, Mexico

St. Mary's (0-2)

Date	Result	Site
12/22/2009	L, 67-78	26-Honolulu, Hawaii
12/22/2014	L, 68-72	Moraga

St. Michael's (12-8)

Date	Result	Site
1921-22	L, 7-27	Boston
1921-22	L, 20-53	Colchester
1/8/1931	W, 52-24	Boston
1932-33	W, 35-30	Boston
12/11/1954	L, 70-74	Boston
1/28/1956	L, 63-92	Boston
2/2/1957	L, 74-96	Colchester
1/3/1958	L, 64-72	Boston
2/6/1959	L, 56-75	Colchester
2/19/1960	W, 73-60	Boston
12/9/1961	W, 63-52	Colchester
1/18/1962	W, 62-56	Boston
3/8/1967	L, 61-70	4-Springfield
1/3/1970	W, 76-57	Colchester
2/25/1971	W, 92-73	Boston
1/22/1972	W, 86-68	Colchester
12/9/1972	W, 82-66	Boston
1/25/1975	W, 76-61	Colchester
12/13/1975	W, 95-90	Boston
1/6/1978	W, 85-75	Colchester

St. Peter's (1-1)

Date	Result	Site
12/9/1998	W, 61-55	Jersey City
12/8/1999	L, 65-67	Boston

Santa Clara (2-0)

Date	Result	Site
12/29/2009	W, 62-50	15-Santa Clara
12/20/2014	W, 78-72	15-Santa Clara

Scranton (1-0)

Date	Result	Site
12/27/1970	W, 66-56	54-Scranton

Seton Hall (1-2)

Date	Result	Site
1921-22	L, 29-46	South Orange
1922-23	L, 25-34	South Orange
12/17/1982	W, 74-61	8-Atlantic City

Siena (15-11)

Date	Result	Site
1/3/1977	W, 78-76	56-Albany
1/19/1978	W, 73-71	Boston
11/25/1978	L, 70-75	12-Providence
1/27/1979	L, 67-77	Albany
1/26/1980	W, 63-60	Boston+
1/31/1981	W, 93-92	Albany+
12/1/1981	W, 88-79	Boston
12/1/1982	L, 49-56	Albany
1/12/1985	W, 88-68	Albany
2/25/1985	W, 72-63	Boston
3/7/1985	W, 73-69	2-Boston
2/15/1986	L, 65-71	Albany
2/19/1986	W, 96-73	Boston
3/6/1986	W, 89-75	2-Boston
1/17/1987	W, 93-64	Boston
2/21/1987	W, 90-83	Albany
3/5/1987	W, 85-79	2-Boston
1/9/1988	L, 75-90	Boston
1/20/1988	L, 72-86	Albany
1/21/1989	L, 67-92	Boston
1/7/1992	L, 64-70	Boston
1/3/1993	W, 69-60	Albany
1/3/1994	L, 71-86	Boston
12/7/1994	W, 84-64	Albany
11/17/2009	L, 53-59	Albany
11/20/2010	L, 68-84	Boston

South Alabama (0-2)

Date	Result	Site
12/28/1982	L, 61-87	53-Mobile
11/25/2019	L, 62-74	34-Estero, Fla.

South Dakota (1-0)

Date	Result	Site
12/28/1972	W, 69-67	36-Springfield

South Florida (0-2)

Date	Result	Site
12/17/1997	L, 56-65	Tampa
11/29/2008	L, 37-55	Tampa

Southern Illinois (3-1)

Date	Result	Site
3/15/1962	L, 57-73	4-Evansville, Ind.
11/16/2010	W, 63-62	Carbondale+
11/19/2011	W, 64-57	Boston
11/21/2021	W, 59-47	U.S. Virgin Islands

Southern Methodist (1-0)

Date	Result	Site
12/25/2009	W, 73-62	26-Honolulu, Hawaii

Southern Mississippi (1-0)

Date	Result	Site
12/19/1981	W, 82-81	14-Atlanta, Ga.

Springfield (17-21)

Date	Result	Site
1927-28	L, 22-58	Springfield
1933-34	L, 26-30	Springfield
2/16/1935	L, 25-32	Boston
1935-36	L, 35-44	Springfield
1936-37	W, 35-29	Boston
1/22/1938	L, 28-44	Boston
1/28/1939	L, 35-56	Boston
1/31/1940	L, 36-62	Springfield
2/1/1941	L, 36-57	Boston
1/28/1942	L	



Syracuse (0-8)

Date	Result	Site
1/11/1975	L, 75-94	Syracuse
1/24/1976	L, 75-87	Syracuse
2/5/1977	L, 70-110	Syracuse
12/6/1986	L, 74-94	57-Syracuse
11/15/2006	L, 58-81	Syracuse
12/30/2007	L, 74-95	Syracuse
12/4/2018	L, 49-72	Syracuse
12/16/2020	L, 56-62	Syracuse

Texas-Arlington (0-1)

Date	Result	Site
1/9/1981	L, 83-97	29-Lakeland, Fla.

Texas-El Paso (0-1)

Date	Result	Site
3/23/2009	L, 66-75	6-El Paso

Texas State (1-0)

Date	Result	Site
12/24/2010	W, 86-78	20-Cancun, Mexico

Toledo (0-1)

Date	Result	Site
11/25/1990	L, 78-82	35-Maui, Hawaii

Towson (28-20)

Date	Result	Site
1/2/1981	W, 81-80	30-Fairfield, Conn.
1/11/1996	L, 65-78	Towson
2/2/1996	L, 67-73	Boston
12/8/1996	W, 77-74	Towson
1/24/1997	L, 59-81	Boston
2/28/1997	L, 69-72	2-Newark, Del.
1/24/1998	L, 52-63	Towson
2/21/1998	W, 66-62	Boston
1/5/1999	L, 52-62	Towson
1/31/1999	W, 71-70	Boston
1/14/2000	L, 56-60	Boston
2/10/2000	W, 74-73	Towson
1/13/2001	L, 71-86	Towson
2/10/2001	W, 78-76	Boston
12/7/2005	W, 89-67	Boston
2/25/2006	W, 86-70	Towson
1/31/2007	L, 61-74	Towson
2/7/2007	W, 65-55	Boston
1/2/2008	L, 71-77	Towson
1/10/2009	W, 68-53	Boston
3/7/2009	L, 54-58	3-Richmond, Va.
1/20/2010	W, 73-48	Towson
2/9/2011	W, 82-78	Boston
1/2/2012	W, 57-48	Towson
2/14/2012	W, 70-51	Boston
1/12/2013	W, 70-59	Towson
1/22/2014	W, 57-54	Towson
2/20/2014	L, 70-79	Boston
1/10/2015	W, 52-49	Towson
2/4/2015	W, 69-62	Boston
1/23/2016	L, 72-79	Boston
2/11/2016	W, 47-44	Towson
3/5/2016	W, 71-60	3-Baltimore, Md.
1/14/2017	L, 67-74	Towson
1/28/2017	W, 69-62	Boston
3/4/2017	L, 54-82	3-Charleston, S.C.
1/10/2018	W, 77-62	Towson
2/22/2018	W, 80-75	Boston
1/24/2019	L, 72-75	Towson
2/23/2019	W, 73-58	Boston
12/28/2019	W, 61-45	Towson
3/1/2020	L, 72-75	Boston
3/8/2020	W, 72-62	3-Washington, D.C.
2/13/2021	W, 76-67	Towson
2/14/2021	L, 57-68	Towson
1/9/2022	L, 67-70	Towson
2/5/2022	W, 58-53	Boston
3/6/2022	L, 61-68	3-Washington D.C.

Trinity (3-2)

Date	Result	Site
1923-24	L, 14-25	Hartford
1924-25	L, 25-28	Hartford
1925-26	W, 25-21	Boston
1926-27	W, 36-29	Hartford
12/27/1966	W, 76-62	9-Springfield

Troy State (0-1)

Date	Result	Site
12/20/2002	L, 72-89	55-San Juan, Puerto Rico

Tufts (33-31)

Date	Result	Site
1921-22	L, 25-27	Medford
1922-23	L, 18-26	Medford
1923-24	L, 20-50	Medford
1924-25	L, 19-30	Medford
1925-26	L, 19-28	Medford
1925-26	L, 15-17	Boston
1926-27	W, 48-26	Medford

1927-28	L, 22-30	Boston
1928-29	L, 35-38	Medford
1929-30	L, 34-42	Boston
2/18/1931	W, 34-29	Medford
2/6/1932	W, 29-24	Boston
1932-33	W, 37-32	Medford
1933-34	W, 28-20	Boston
1/26/1935	L, 30-33	Boston
2/27/1935	W, 38-37	Medford
1935-36	L, 33-37	Medford
1936-37	L, 25-28	Medford
2/10/1938	L, 27-41	Medford
12/14/1938	L, 21-30	Medford
12/13/1939	L, 43-57	Medford
2/26/1941	L, 21-50	Medford
1/31/1942	L, 35-53	Boston
2/17/1943	W, 53-42	Medford
1/30/1946	L, 47-72	Medford
12/14/1946	L, 31-37	Boston
12/10/1947	L, 50-60	Medford
2/28/1948	L, 39-46	Boston
1/19/1949	L, 43-55	Medford
2/26/1949	W, 55-45	Boston
1/18/1950	L, 47-60	Boston
2/15/1950	L, 53-64	Medford
1/6/1951	W, 62-57	Medford
1/16/1952	L, 63-67	Boston
2/11/1953	L, 67-83	Boston
1/23/1954	W, 87-83	Boston
1/17/1955	L, 72-77	Boston
1/16/1956	W, 74-58	Boston
1/14/1957	L, 64-80	Medford
1/13/1958	L, 56-63	Boston
1/13/1959	W, 74-70	Medford
1/12/1960	W, 79-61	Boston
1/10/1961	L, 67-69	Medford
1/9/1962	W, 56-44	Boston
1/8/1963	W, 70-55	Medford
12/17/1963	W, 72-53	Boston
12/10/1964	W, 65-49	Medford
2/24/1965	W, 73-65	7-Medford
12/9/1965	W, 56-54	Boston
12/15/1966	W, 88-74	Medford
1/17/1968	W, 85-74	Boston
2/11/1969	W, 86-74	Medford
2/7/1970	W, 84-64	Boston
2/18/1970	W, 79-56	17-New Britain, Conn.
1/21/1971	W, 95-48	Medford
1/31/1972	W, 79-61	Boston
1/29/1973	W, 112-78	Medford
1/21/1974	L, 69-75	Boston
12/12/1975	W, 85-57	Medford
12/11/1975	W, 77-75	Boston
1/14/1980	W, 68-65	Boston
2/18/1981	W, 90-59	Medford
1/13/1986	W, 76-52	Boston
1/8/1987	W, 99-72	Boston

Tulane (2-1)

Date	Result	Site
1/20/1989	W, 74-65	New Orleans
1/21/1991	W, 79-73	Boston
12/22/2013	L, 62-65	61-New Orleans

Union (0-1)

Date	Result	Site
12/6/1930	L, 34-39	Schenectady

U.S. International (1-0)

Date	Result	Site
2/5/1944	W, 47-28	Boston

UMBC (4-0)

Date	Result	Site
1/17/2004	W, 81-62	Baltimore
2/14/2004	W, 81-78	Boston
1/15/2005	W, 77-66	Boston
2/12/2005	W, 85-55	Baltimore

Upsala (4-2)

Date	Result	Site
1925-26	L, 27-40	East Orange
1926-27	W, 33-32	Boston
1926-27	L, 24-35	East Orange
1929-30	W, 70-32	Boston
1933-34	W, 34-32	East Orange
1936-37	W, 42-30	East Orange

Utah (0-1)

Date	Result	Site
3/15/1981	L, 69-94	1-El Paso, Texas

Utah State (2-2)

Date	Result	Site
11/29/1986	W, 96-91	10-Anchorage, Alaska
11/21/2009	W, 64-61	Boston
11/27/2010	L, 54-56	Logan
11/24/2017	L, 61-71	64-Nashville

Utica (3-0)

Date	Result	Site
1/15/1981	W, 61-40	Boston
12/22/1982	W, 63-60	Utica
1/28/1984	W, 106-86	Boston

Valparaiso (1-0)

Date	Result	Site
12/27/1982	W, 74-71	53-Mobile, Ala.

Vanderbilt (0-1)

Date	Result	Site
1/4/2014	L, 49-79	Nashville

Vermont (44-29)

Date	Result	Site
1920-21	L, 18-29	Burlington
1920-21	L, 13-35	Boston
12/27/1968	W, 80-62	17-New Britain, Conn.
2/27/1971	W, 77-59	Boston
1/21/1972	W, 56-54	Burlington
1/18/1973	W, 70-38	Boston
2/2/1974	W, 66-60	Burlington
1/9/1975	W, 93-91	Boston+
11/29/1975	L, 54-72	Burlington
1/22/1977	W, 78-77	Boston++
1/7/1978	W, 65-60	Burlington
2/13/1979	W, 89-62	Boston
12/15/1979	L, 69-82	Burlington
12/10/1980	W, 71-63	Boston
3/5/1981	W, 76-69	2-Boston+
1/20/1982	W, 92-78	Burlington
1/19/1983	W, 85-83	Boston
12/3/1983	W, 83-77	Burlington
1/11/1984	W, 99-79	Boston
11/28/1984	W, 71-52	Burlington
2/20/1985	W, 88-62	Boston
12/5/1985	W, 65-50	Boston
1/28/1986	W, 73-57	Burlington
3/4/1986	W, 82-61	2-Boston
1/28/1987	W, 68-66	Burlington
2/25/1987	W, 80-68	Boston
1/7/1988	L, 77-80	Burlington
2/11/1988	W, 72-70	Boston
2/1/1989	W, 102-75	Burlington
3/1/1989	W, 93-65	Boston
1/25/1990	W, 76-73	Boston+
2/21/1990	W, 76-58	Burlington
3/7/1990	L, 62-76	2-Hartford, Conn.
2/2/1991	L, 76-77	Burlington
2/26/1991	W, 78-69	Boston
1/16/1992	L, 58-70	Boston
2/27/1992	L, 67-77	Burlington
3/7/1992	L, 64-74	2-Burlington
1/14/1993	W, 82-74	Burlington
2/25/1993	W, 87-67	Boston
3/6/1993	W, 91-68	2-Boston
1/13/1994	W, 90-89	Boston
2/24/1994	L, 76-84	Burlington
1/12/1995	L, 67-74	Burlington
2/23/1995	W, 81-65	Boston
3/4/1995	W, 73-71	2-Boston+
1/4/1996	L, 69-73	Boston
2/8/1996	L, 64-77	Burlington
1/16/1997	W, 64-61	Burlington
2/15/1997	W, 78-65	Boston
1/11/1998	L, 63-76	Burlington
2/6/1998	W, 72-62	Boston
1/24/1999	W, 71-63	Boston
2/21/1999	L, 69-78	Burlington
1/21/2000	L, 82-85	Burlington
2/19/2000	L, 68-77	Boston
1/22/2001	W, 79-68	Boston
2/15/2001	L, 83-92	Burlington
1/7/2002	L, 77-80	Boston
1/17/2002	L, 87-102	Burlington
1/8/2003	L, 81-89	Burlington
2/15/2003	W, 76-59	Boston
1/7/2004	L, 78-88	Burlington
2/8/2004	L, 65-67	Boston
1/5/2005	L, 60-75	Boston
2/5/2005	L, 64-72	Burlington
3/12/2005	L, 57-80	2-Burlington
12/30/2011	W, 53-51	Burlington
11/17/2012	L, 55-66	Boston
12/22/2015	W, 77-65	Boston
12/10/2016	W, 59-57	Burlington
12/9/2017	W, 71-67	Boston
12/16/2018	L, 70-75	Burlington

Villanova (0-2)

Date	Result	Site
3/14/1982	L, 72-76	1-Uniondale, N.Y.+++
12/12/2003	L, 55-74	Villanova

Virginia (0-2)

Date	Result	Site
11/24/1989	L, 60-82	60-Charlottesville
11/16/2018	L, 60-88	65-Charleston

Virginia Commonwealth (6-9)

Date	Result	Site
12/20/1975	L, 85-101	Richmond
3/16/1984	L, 69-70	1-East Rutherford, N.J.
1/5/1991	W, 61-59	Richmond
1/4/1992	L, 47-57	Boston
2/4/2006	W, 79-74	Boston
1/8/2007	L, 44-64	Richmond
2/20/2008	L, 62-66	Boston
1/27/2009	W, 68-63	Richmond
1/4/2010	W, 62-57	Richmond
1/23/2010	W, 74-62	Boston
1/15/2011	L, 64-73	Richmond
2/2/2011	W, 91-80	Boston
2/4/2012	L, 56-59	Richmond
3/3/2012	L, 65-75	3-Richmond
11/29/2013	L, 66-79	Richmond

HUSKIES BASKETBALL



Williams (0-3)

Date	Result	Site
1929-30	L, 30-53	Williamstown
1936-37	L, 36-43	Williamstown
1/19/1938	L, 27-38	Williamstown

Wisconsin-Milwaukee (1-0)

Date	Result	Site
12/21/2013	W, 62-59	61-New Orleans

Wittenberg (0-1)

Date	Result	Site
3/13/1963	L, 47-48	4-Evansville, Ind.

WPI (25-14)

Date	Result	Site
1923-24	L, 27-33	Worcester
1924-25	W, 25-22	Worcester
1928-29	W, 40-35	Worcester
3/7/1931	W, 39-34	Worcester
1932-33	L, 37-40	Boston
1933-34	W, 36-30	Worcester
3/2/1935	W, 40-35	Worcester
1935-36	L, 25-26	Boston
1936-37	L, 33-50	Worcester
2/16/1937	L, 28-49	Boston
2/25/1939	L, 49-72	Worcester
2/22/1940	L, 46-56	Boston
12/20/1940	L, 41-53	Worcester
1/23/1943	L, 52-60	Worcester
1/21/1944	L, 47-57	Boston
1/5/1946	L, 41-57	Worcester
12/18/1946	L, 36-40	Boston
12/6/1947	W, 55-45	Worcester
2/16/1949	W, 49-44	Boston
2/25/1950	W, 47-37	Worcester
1/17/1951	L, 50-67	Boston
3/1/1952	W, 66-54	Worcester
2/25/1953	W, 69-66	Boston
2/13/1954	W, 69-66	Boston
2/16/1955	W, 71-60	Boston
2/11/1956	W, 82-71	Worcester
2/19/1957	L, 64-66	Boston
2/22/1958	W, 67-45	Worcester
2/19/1959	W, 73-55	Boston
1/23/1960	W, 66-61	Worcester
1/17/1961	W, 71-47	Boston
1/20/1962	W, 67-54	Worcester
2/26/1963	W, 80-55	Boston
2/22/1964	W, 80-68	Worcester
1/18/1965	W, 80-56	Boston
2/26/1966	W, 100-57	Boston
2/9/1967	W, 102-71	Boston
12/16/1968	W, 106-80	Worcester
12/20/1969	W, 79-57	Boston

Wright State (2-2)

Date	Result	Site
12/4/2004	L, 53-59	Boston
12/27/2005	L, 65-72	Dayton
2/21/2009	W, 69-57	Dayton
11/28/2009	W, 70-67	Boston

Wyoming (1-0)

Date	Result	Site
3/17/2009	W, 64-62	6-Laramie, Wyo.

+ Overtime period; 1-NCAA Tournament; ; 2-America East Tournament; 3-CAA Tournament; 4-NCAA College Div. Tournament; 5- National Invitational Tournament; 6-College Basketball Invitational; 7-Beanpot

8-Atlantic City Classic (Atlantic City, N.J.); 9-AIC Holiday Tournament (Springfield, Mass.); 10-Great Alaska Shootout (Anchorage, Alaska); 11-ESPN/ Sears BracketBusters; 12-Brown Tournament (Providence, R.I.); 13-Bentley Tournament (Waltham, Mass.); 14-Cotton Classic (Atlanta, Ga.); 15-Cable Car Classic (Santa Clara, Calif.); 16-Colonial Classic Tournament (Pittsburgh, Pa.); 17-Central Conn. Tournament (New Britain, Conn.); 18-Coaches vs. Cancer Tripleheader (at TD Garden, Boston); 19-Central Florida Tournament (Orlando, Fla.); 20-Cancun Governor's Cup (Cancun, Mexico); 21-Champion Holiday Classic (Missoula, Mont.); 22-Coors Light Classic (Fresno State - Fresno, Calif.); 23-Connecticut Mutual Classic (Hartford, Conn.); 24-Colonial Tournament (Tufts - Medford, Mass.); 25-2kSports Classic benefiting Coaches vs. Cancer (Ann Arbor, Mich.)

26-Diamond Head Classic (Honolulu, Hawaii); 27-Fleet Classic (Providence, R.I.); 28-Fresno Tournament (Fresno, Calif.); 29-Florida Southern Festival (Lakeland, Fla.); 30-Fairfield Tournament (Fairfield, Conn.); 31-Far West Classic (Portland, Ore.); 32-George Mason Tournament (Fairfax, Va.); 33-Golden Bear Classic (Berkeley, Calif.); 34-Gulf Coast Showcase (Estero, Fla.); 35-Hatter Classic (DeLand, Fla.); 36-Maui Classic (Maui, Hawaii); 37-Hall of Fame Classic; 38-Boise Tournament (Boise, Idaho); 39-Hoosier Classic (Bloomington, Ind.); 40-Iona Pepsi Classic (New Rochelle, N.Y.); 41-Iona Tournament (New Rochelle, N.Y.); 42-Jaycee Festival (Assumption College - Worcester, Mass.); 43-James Madison Tournament (Harrisonburg, Va.); 44-Josten's Tournament (Philadelphia, Pa.); 45-Lapchick Tournament (St. John's - Queens, N.Y.); 46-Las Vegas Invitational (Las Vegas, Nev.); 47-Maine Classic (Orono, Maine); 48-Mohegan Sun Classic (New Britain, Conn.); 49-Lobo Classic (Albuquerque, N.M.); 50-Nova Scotia Tournament (Halifax, Nova Scotia); 51-Pepsi-Marist Shootout (Poughkeepsie, N.Y.)

52-Puerto Rico Tip-Off (San Juan, Puerto Rico); 53-Rochester Classic (Rochester, N.Y.); 54-Senior Bowl (Mobile, Ala.); 55-Scranton Holiday Tournament (Scranton, Pa.); 56-San Juan Shootout (San Juan, Puerto Rico); 57-Siena Tournament (Albany, N.Y.); 58-Carrier Classic (Syracuse, N.Y.); 59-UCF Holiday Classic (Orlando, Fla.); 60-UNO Classic (New Orleans, La.); 61-Virginia Tipoff Tournament (Charlottesville, Va.); 62-Westin Holiday Classic (Tulane - New Orleans, La.); 63- Men Against Breast Cancer Challenge (Oxford, Ohio); 64-Northeastern Winter Showdown (Boston, Mass.); 65-PKSO Invitational 66-Gildan Charleston Classic (Charleston, S.C.)



ANNUAL RESULTS

1920-21 (1-13)

Coach: Charles Foster
Captain: Herbert Thompson

Maine	13-29	L
Harvard	13-24	L
at Bates	25-27	L
at Maine	22-45	L
Middlebury	17-33	L
at MIT	18-37	L
Harvard Law	41-31	W
at Middlebury	19-53	L
at Vermont	18-29	L
Bates	10-38	L
Boston University	21-42	L
Rhode Island	16-37	L
at Rhode Island	14-34	L
Vermont	13-35	L

1921-22 (4-13)

Coach: Madison Jeffrey
Captain: Frank Flood

1920 Club	15-23	L
Boston University Theology	23-15	W
at MIT	17-29	L
at Harvard	22-41	L
St. Michael's	7-27	L
at Clark	11-31	L
Providence	38-9	W
at St. Michael's	20-53	L
at Norwich	22-35	L
at Rhode Island	25-44	L
at Lowell	30-31	L
Rhode Island	30-29	W
at Tufts	25-27	L
at Massachusetts	12-30	L
at Seton Hall	29-46	L
at Crescent A.C.	31-47	L
Norwich	31-9	W

1922-23 (4-12)

Coach: Madison Jeffrey
Captain: Charles Knuepfer

at Brown	17-21	L
Mass. Pharmacy	29-14	W
Bridgewater State	34-17	W
MIT	19-20	L
Massachusetts	18-42	L
at Rhode Island	19-34	L
Clark	32-16	W
Rhode Island	18-31	L
at Bridgewater State	29-25	W
Lowell	23-36	L
at Clark	15-31	L
at Crescent A.C.	20-30	L
at Seton Hall	25-34	L
at City College of NY	28-42	L
at Tufts	18-26	L
Norwich	26-34	L

1923-24 (3-13)

Coach: Rufus Bond
Captain: Kenneth Barton

Bridgewater State	38-37	W
at WPI	27-33	L
Normal Arts	59-23	W
at MIT	26-31	L
at Lowell	18-33	L
at Holy Cross	21-44	L
at Boston University	33-18	W
Polytechnic, NY	13-31	L
Stevens Institute	25-38	L
Lowell	21-25	L
Holy Cross	13-25	L
at Trinity	14-25	L
at Polytechnic, NY	22-30	L
at City College of NY	12-30	L
at Clark	11-23	L
at Tufts	20-50	L

1924-25 (5-12)

Coach: Rufus Bond
Captain: Kenneth Barton

Fitchburg State	23-12	W
at Rhode Island	21-41	L
Ashburnham	49-14	W
New Bedford	37-24	W
at Tufts	19-30	L
at MIT	23-24	L
Boston University	27-31	L
at WPI	25-22	W
Rhode Island	22-27	L
Brooklyn	12-43	L
Boston University	27-38	L
at Massachusetts	14-40	L
MIT	29-23	W

at Trinity	25-28	L
at Manhattan	25-35	L
at Brooklyn	21-26	L
Middlebury	16-32	L

1925-26 (8-7)

Coach: Rufus Bond
Captain: Charles Renker

Trinity	25-21	W
at Tufts	19-28	L
Bridgewater State	46-15	W
Fitchburg State	30-22	W
at Lowell	34-33	W
at MIT	22-35	L
Rhode Island	43-25	W
Lowell	44-24	W
at Boston University	29-36	L
MIT	25-22	W
at Clark	44-26	W
at Upsala	27-40	L
at St. John's	17-27	L
at Rhode Island	29-40	L
Tufts	15-17	L

1926-27 (8-9)

Coach: Rufus Bond
Captain: William Raffone

MIT	17-18	L
at Clark	46-28	W
Providence	31-18	W
Boston University	25-29	L
at Tufts	48-26	W
at Connecticut	39-45	L
at Lowell	38-18	W
Massachusetts	17-33	L
Upsala	33-32	W
at Boston University	21-24	L
at Trinity	36-29	W
at New Hampshire	16-36	L
Lowell	35-19	W
at Rhode Island	26-44	L
at Upsala	24-35	L
Rhode Island	37-38	L
Clark	40-25	W

1927-28 (6-11)

Coach: Rufus Bond
Captain: William Kobera

Dartmouth	18-36	L
Alumni	45-24	W
at Boston University	22-39	L
Clark	29-34	L
Tufts	22-30	L
at Massachusetts	19-29	L
at MIT	25-56	L
Boston University	23-21	W
Lowell	31-26	W
at Springfield	22-58	L
at Clark	22-46	L
Bridgewater State	46-41	W
at Rhode Island	18-57	L
at Brooklyn	27-18	W
Rhode Island	29-56	L
New Bedford	41-40	W
at Harvard	29-33	L

1928-29 (9-7)

Coach: Rufus Bond
Captain: Joseph Placzek

Providence	31-42	L
at Clark	45-28	W
Alumni	39-35	W
at Harvard	39-44	L
Clark	33-21	W
at New Hampshire	37-20	W
at WPI	40-35	W
at Lowell	28-30	L
Coast Guard	39-17	W
Massachusetts	32-17	W
at Tufts	35-38	L
Lowell	45-28	W
at Rhode Island	34-38	L
at Brooklyn	24-30	L
Rhode Island	43-49++	W
Norwich	50-15	W

1929-30 (6-8)

Coach: Al McCoy
Captain: Herbert Tiffany

at Providence	21-48	L
Clark	42-21	W
Newport Naval	36-31	W
at Holy Cross	33-48	L
at Massachusetts	23-25	L
at Rhode Island	42-45	L

New Hampshire	32-27	W
Upsala	70-32	W
at Clark	52-44	W
Tufts	34-42	L
at Williams	30-53	L
Rhode Island	34-38+	L
at Wesleyan	26-33	L
City College of NY	44-41	W

1930-31 (12-8)

Coach: Al McCoy
Captain: Leroy Rymph

at Union	34-39	L
12/10 at Clark	42-31	W
12/13 at Brown	32-42	L
12/20 Clark	44-25	W
1/3 Newport Naval	48-37	W
1/8 St. Michael's	52-24	W
1/10 New Bedford	49-25	W
1/15 at Rhode Island	39-44	L
1/17 Massachusetts	31-37	L
1/24 Providence	32-60	L
1/28 at Newport Naval	42-31	W
1/31 at New Hampshire	24-23	W
2/7 at City College of NY	38-22	W
2/11 at Harvard	26-36	L
2/13 at Hamilton	31-22	W
2/14 at RPI	37-51	L
2/18 at Tufts	34-29	W
2/21 Rhode Island	29-46	L
2/28 Pratt Institute	33-32	W
3/7 at WPI	39-34	W

1931-32 (10-5)

Coach: Al McCoy
Captain: Leroy Rymph

12/5 Alumni	38-18	W
12/12 Brown	37-38	L
12/16 at Clark	39-26	W
12/19 Bridgewater State	26-21	W
1/2 Newport Naval	48-19	W
1/9 Clark	41-16	W
1/13 at Rhode Island	33-37	L
1/16 Middlebury	43-29	W
1/23 Coast Guard	42-33	W
1/30 at New Hampshire	26-33	L
2/6 Tufts	29-24	W
2/12 at Pratt Institute	31-32	L
2/16 at Harvard	23-32	L
2/20 Rhode Island	40-26	W
2/27 Arnold	32-19	W

1932-33 (9-7)

Coach: Al McCoy
Captain: Charles Brown

Alumni	53-42	W
at Brown	35-42	L
at Clark	27-14	W
Clarkson	40-41	L
Clark	32-21	W
at Rhode Island	37-38	L
Middlebury	35-43	L
WPI	37-40	L
New Hampshire	28-27	W
at Pratt Institute	22-24	L
at Brooklyn	42-39	W
Connecticut	26-22	W
St. Michael's	35-30	W
at Harvard	29-28	W
Rhode Island	32-37	L
at Tufts	37-32	W

1933-34 (10-3)

Coach: Al McCoy
Captains: Adolph Jachym, Stanley Kramer

at Brown	37-36	W
Clark	32-21	W
Alumni	29-27	W
at Rhode Island	44-36	W
Middlebury	34-24	W
New Hampshire	38-24	W
Tufts	28-20	W
at Pratt Institute	27-29	L
at Upsala	34-32	W
at Springfield	26-30	L
Lowell	36-29	W
at WPI	36-30	W
Rhode Island	23-28	L

1934-35 (7-6)

Coach: Al McCoy
Captain: Heath Morse

12/8 Brown	34-24	W
12/15 at Clark	32-20	W

1/5 Alumni	32-21	W
1/9 at Rhode Island	43-44	L
1/12 Middlebury	35-41	L
1/19 at New Hampshire	45-20	W
1/26 Tufts	30-33	L
2/1 at Pratt Institute	28-23	W
2/9 Lowell	30-32	L
2/16 Springfield	25-32	L
2/23 Rhode Island	21-33	L
2/27 at Tufts	38-37	W
3/2 at WPI	40-35	W

1935-36 (3-9)

Coach: Al McCoy
Captain: Allen Melville

AIC	40-27	W
Alumni	38-40	L
at Rhode Island	42-61	L
New Hampshire	32-34	L
Clark	25-26	L
at Springfield	35-44	L
at Long Island	27-50	L
Lowell	34-31	W
WPI	25-26	L
Rhode Island	41-54	L
at Tufts	33-37	L
at Maine	36-32	W

1936-37 (6-11)

Coach: Al McCoy
Captain: Merton Rice

AIC	28-20	W
Connecticut	37-42	L
New Hampshire	37-38	L
at Rhode Island	37-55	L
at Maine	33-41	L
Maine	33-26	W
at Williams	36-43	L
at WPI	33-50	L
Springfield	35-29	W
at Upsala	42-30	W
at Manhattan	27-38	L
at New Hampshire	34-44	L
Lowell	36-28	W
at Connecticut	41-61	L
Rhode Island	37-65	L
at Tufts	25-28	L
at Clark	37-35	W

1937-38 (6-12)

Coach: Jim Dunn
Captain: Frank Meehan

12/9 at Harvard	12-44	L
12/15 at Clark	32-29	W
12/18 Lowell	33-25	W
1/6 at Colby	38-54	L
1/7 at Maine	36-37	L
1/8 at Bates	22-45	L
1/11 at Rhode Island	61-57	W
1/15 Maine	31-28	W
1/19 at Williams	27-38	L
1/22 at Springfield	28-44	L
2/2 at Brown	52-77	L
2/5 at New Hampshire	47-31	W
2/10 at Tufts	27-41	L
2/12 New Hampshire	38-44	L
2/16 WPI	28-49	L
2/19 Rhode Island	40-61	L
2/22 at Connecticut	32-58	L
3/5 Connecticut	45-40	W

1938-39 (6-12)

Coach: Jim Dunn
Captain: Jim Connolly

12/8 at Harvard	26-31	L
12/14 at Tufts	21-30	L
12/17 Clark	39-21	W
1/7 Connecticut	26-32	L
1/10 at Rhode Island	57-79	L
1/14 Maine	46-40	W
1/19 at Bates	59-56	W
1/20 at Maine	49-51	L
1/21 at Colby	31-51	L
1/28 Springfield	35-56	L
2/4 at New Hampshire	57-56	W
2/7 at Harvard	44-49	L
2/9 Colby	58-36	W
2/11 New Hampshire	42-34	W
2/18 Rhode Island	59-71	L
2/21 at Brown	34-80	L
2/25 at WPI	49-72	L
3/4 at Connecticut	38-48	L

HUSKIES BASKETBALL



1939-40 (4-13)

Coach: Jim Dunn
Captain: Robert Gurney

12/7	at Harvard	38-51	L
12/13	at Tufts	43-57	L
12/16	Colby	28-40	L
12/18	at Brown	58-66	L
1/6	Connecticut	38-61	L
1/9	at Rhode Island	61-90	L
1/13	Maine	44-38	W
1/18	at Colby	41-36	W
1/19	at Maine	67-50	W
1/20	at Bates	43-47	L
1/31	at Springfield	36-62	L
2/3	at New Hampshire	37-53	L
2/7	at Clark	32-70	L
2/10	New Hampshire	46-38	W
2/14	at Connecticut	49-67	L
2/17	Rhode Island	63-77	L
2/22	WPI	46-56	L

1940-41 (3-13)

Coach: Jim Dunn
Captain: None

12/14	Colby	40-30	W
12/18	at Harvard	33-51	L
12/20	at WPI	41-53	L
1/8	at New Hampshire	37-57	L
1/11	Maine	40-37	W
1/14	at Rhode Island	53-85	L
1/17	New Hampshire	37-53	L
2/1	Springfield	36-57	L
2/8	Clark	57-42	W
2/12	at Connecticut	21-72	L
2/15	Rhode Island	20-57	L
2/20	at Bates	32-40	L
2/21	at Colby	31-54	L
2/22	at Maine	30-44	L
2/26	at Tufts	21-50	L
3/1	Connecticut	36-79	L

1941-42 (6-9)

Coach: Jim Dunn
Captain: Harold Maron

12/13	Bates	52-34	W
12/17	at Harvard	33-54	L
12/20	Norwich	37-31	W
1/7	at New Hampshire	54-47	W
1/10	Maine	51-35	W
1/13	at Rhode Island	60-98	L
1/16	New Hampshire	50-29	W
1/28	at Springfield	36-49	L
1/31	Tufts	35-53	L
2/4	at Clark	37-65	L
2/11	at Connecticut	34-66	L
2/14	Rhode Island	37-71	L
2/20	at Colby	17-40	L
2/21	at Maine	42-40	W
2/28	Connecticut	29-58	L

1942-43 (7-12)

Coach: Foxy Flumere
Captain: Michael Azzone

12/10	at MIT	50-44	W
12/12	Clark	41-43	L
12/16	at Harvard	31-61	L
12/18	Maine	44-65	L
12/28	Harvard Naval	62-54	W
1/6	at New Hampshire	47-44	W
1/9	Boston University	40-39	W
1/12	at Rhode Island	64-106	L
1/16	New Hampshire	31-40	L
1/20	at Connecticut	56-76	L
1/22	Springfield	55-80	L
1/23	at WPI	52-60	L
2/3	Coast Guard	52-76	L
2/10	at Boston University	68-56	W
2/13	Rhode Island	47-57	L
2/17	at Tufts	53-42	W
2/19	at Bates	43-52	L
2/20	at Maine	36-55	W
2/27	Connecticut	50-46	W

1943-44 (8-8)

Coach: Foxy Flumere
Captain: William Robbitts

12/17	USN Dispensary	85-65	W
12/23	USN Communications	63-35	W
12/30	US Marines S.D.A.	54-62	L
1/5	at Rhode Island	45-82	L
1/8	USN Keymen	63-36	W
1/15	Maine	59-57	W
1/19	Chelsea Naval	41-45	L
1/21	WPI	47-57	L
1/25	Army M.P.'s	62-22	W
1/29	at Connecticut	41-59	L
2/1	Fort Strong	62-43	W
2/5	U.S. "Deslanti"	47-28	W
2/12	Rhode Island	54-86	L

2/15	N.E. Sector	62-52	W
2/19	at Maine	45-57	L
2/26	Connecticut	37-70	W

1944-45 (7-8)

Coach: Foxy Flumere
Captain: None

1/6	Lowell	61-37	W
1/9	at Rhode Island	55-110	L
1/13	Maine	50-33	W
1/20	at New Hampshire	57-68	L
1/27	Connecticut	43-53	L
2/2	AIC	70-40	W
2/6	at Providence	61-72	L
2/10	Rhode Island	37-71	L
2/14	at Boston University	44-49	L
2/17	at Maine	63-54	W
2/21	Boston University	52-45	W
2/24	at Connecticut	54-72	L
2/30	3791st. Q.M.	85-35	W
2/12	Chas. Marines	67-44	W
2/16	Bowdoin	50-61	L

1945-46 (4-13)

Coach: Eugene Pare
Captain: John Labbadia

12/15	AIC	47-74	L
12/22	Connecticut	28-67	L
12/29	at Clark	51-42	W
1/5	at WPI	41-57	L
1/12	Maine	48-66	L
1/16	at MIT	36-53	L
1/19	at New Hampshire	46-44	W
1/23	Boston University	26-62	L
1/26	Bates	60-52	W
1/30	at Tufts	47-72	L
2/2	Lowell	37-42	L
2/7	at AIC	51-73	L
2/9	New Hampshire	48-44	W
2/13	at Harvard	25-82	L
2/16	at Maine	46-63	L
2/20	at Boston University	25-62	L
2/23	at Connecticut	22-78	L

1946-47 (6-10)

Coach: Bill Grinnell
Captain: James Phillips

12/14	Tufts	31-37	L
12/18	WPI	36-40	L
12/21	Connecticut	43-81	L
1/8	at Boston University	59-55	W
1/11	Maine	56-67	L
1/15	at MIT	51-71	L
1/18	New Hampshire	51-46	W
1/25	Colby	71-58	W
2/1	Lowell	62-33	W
2/6	at Harvard	32-63	L
2/8	at Connecticut	33-71	L
2/12	Boston University	43-58	L
2/14	at Bowdoin	54-27	W
2/15	at Maine	60-80	L
2/22	at New Hampshire	53-65	L
3/1	Clark	63-54	W

1947-48 (10-8)

Coach: Bill Grinnell
Captain: Francis X. "Inga" Walsh

12/6	at WPI	55-45	W
12/10	at Tufts	50-60	W
12/13	at Massachusetts	57-35	W
12/17	Bates	61-63	L
12/20	Connecticut	41-64	L
1/7	at Boston University	66-63	W
1/10	Maine	52-56	L
1/14	MIT	41-33	W
1/24	Lowell	73-48	W
1/28	at New Hampshire	55-48	W
1/31	Boston University	47-43	W
2/7	at Clark	40-56	L
2/13	at Colby	31-53	L
2/14	at Maine	45-64	L
2/18	at Massachusetts	59-55	W
2/21	New Hampshire	57-47	W
2/25	at MIT	55-51	W
2/28	Tufts	39-46	L

1948-49 (12-6)

Coach: Joe Zabilski
Captain: Charlie Diehl

12/8	at Harvard	43-62	L
12/11	Massachusetts	45-42	W
12/15	at Boston University	39-47	L
12/18	Colby	59-53	W
1/8	Maine	65-56	W
1/12	MIT	67-52	W
1/15	Coast Guard	60-52	W
1/19	at Tufts	43-55	L
1/22	at New Hampshire	50-54	L
1/29	Lowell	62-36	W

2/5	Clark	53-47	W
2/9	Devens	54-46	W
2/12	New Hampshire	75-54	W
2/16	WPI	49-44	W
2/18	at Maine	36-45	L
2/19	at Bates	55-66	L
2/23	at MIT	57-56	W
2/26	Tufts	55-45	W

1949-50 (6-10)

Coach: Joe Zabilski
Captain: Walter Keyes

12/10	at Massachusetts	30-36	L
12/14	Boston University	45-55	L
12/20	at MIT	47-59	L
1/7	Maine	40-56	L
1/14	at Connecticut	40-77	L
1/18	Tufts	47-60	L
1/21	New Hampshire	51-44	W
2/4	Hofstra	55-53	W
2/8	at Clark	53-48	W
2/11	AIC	77-61	W
2/15	at Tufts	53-64	L
2/17	at Maine	43-61	L
2/18	at Colby	49-62	L
2/22	MIT	49-47	W
2/25	at WPI	47-37	W
3/1	at Coast Guard	40-55	L

1950-51 (8-9)

Coach: Joe Zabilski
Captain: Francis Jackson

12/9	Massachusetts	80-63	W
12/16	at Boston University	57-56	W
12/19	at MIT	48-51	L
1/3	at Harvard	54-65	L
1/6	at Tufts	62-57	W
1/10	Connecticut	55-75	L
1/13	AIC	50-57	L
1/17	WPI	50-67	L
1/20	Maine	77-69	W
2/3	Coast Guard	54-66	L
2/7	Clark	73-78	L
2/16	at Maine	65-67	L
2/17	at Bates	69-67	W
2/21	MIT	81-57	W
2/24	at Bowdoin	73-67	W
2/28	at New Hampshire	71-60	W
3/3	Colby	74-81	L

1951-52 (12-7)

Coach: Joe Zabilski
Captain: Geno Neri

12/8	at Massachusetts	65-64	W
12/15	Middlebury	70-67	W
12/19	Bates	77-61	W
1/5	at Harvard	49-72	L
1/11	at MIT	68-61	W
1/12	Maine	60-54	W
1/14	at New Hampshire	65-66	L
1/16	Tufts	63-67	L
1/19	Lowell	96-42	W
1/26	at Brown	81-66	W
1/30	at Boston University	61-59	W
2/2	at Brandeis	70-77	L
2/6	at Clark	56-60	L
2/9	AIC	78-77	W
2/15	at Maine	54-55	L
2/16	at Colby	50-67	L
2/23	Bowdoin	66-60	W
2/27	MIT	70-47	W
3/1	at WPI	66-54	W

1952-53 (7-11)

Coach: Joe Zabilski
Captain: William Fasciano

12/6	Massachusetts	62-56	W
12/13	New Hampshire	72-67	W
12/17	Boston University	72-75	L
1/2	Maine	75-80	L
1/10	Boston University	72-82	L
1/14	MIT	77-54	W
1/17	Brandeis	76-91	L
1/24	Bowdoin	66-74	L
1/31	Coast Guard	68-82	L
2/4	Clark	62-59	W
2/7	Brown	73-81	L
2/11	Tufts	67-83	L
2/14	AIC	64-69	L
2/18	Harvard	48-49	L
2/20	Colby	78-76	W
2/21	Bates	84-85	L
2/25	WPI	69-66	W
2/28	MIT	75-54	W

1953-54 (11-8)

Coach: Joe Zabilski
Captain: James Burkard

12/5	Massachusetts	75-63	W
12/9	Brandeis	62-73	L
12/12	Boston College	58-78	L
12/17	Boston University	77-73	W
1/2	Maine	100-87	W
1/5	Harvard	63-75	L
1/9	Boston University	86-79	W
1/13	MIT	68-59	W
1/16	Rhode Island	75-78	L
1/19	Brandeis	81-93	L
1/23	Tufts	87-83	W
1/30	Coast Guard	87-70	W
2/3	Clark	75-64	W
2/6	Amherst	65-74	L
2/8	New Hampshire	82-80	W
2/10	Bates	81-68	W
2/13	WPI	69-66	W
2/20	Bates	64-71	L
2/24	AIC	80-87	L

1954-55 (5-16)

Coach: Joe Zabilski
Captain: Edward Ayres

12/4	Massachusetts	63-70	L
12/6	Harvard	49-61	L
12/8	Brandeis	60-94	L
12/11	St. Michael's	70-74	L
12/15	Springfield	60-71	L
12/18	Boston University	61-60	W
1/4	Boston University	65-80	L
1/12	MIT	79-89	L
1/15	Rhode Island	88-98	L
1/17	Tufts	72-77	L
1/19	MIT	82-57	W
1/29	Connecticut	44-72	L
2/2	Clark	84-93	L
2/4	Colby	69-74	L
2/7	New Hampshire	92-83	W
2/9	Brown	100-94	W
2/12	Bates	54-64	L
2/16	WPI	71-60	W
2/19	AIC	76-83	L
2/24	Boston College	68-84	L
2/26	Middlebury	72-83	L

1955-56 (10-11)

Coach: Joe Zabilski
Captain: Richard Brooks

12/3	at Massachusetts	45-69	L
12/6	at Harvard	64-72	L
12/8	Brandeis	70-80	L
12/13	at Brown	51-78	L
12/17	Boston College	62-51	W
1/3	Boston University	59-73	L



NORTHEASTERN

1957-58 (5-15)

Coach: Joe Zabitski
Captain: Frank Krypek

12/7	Springfield	60-71	L
12/11	Boston College	82-95	L
12/14	at Massachusetts	71-84	L
12/17	at Harvard	71-103	L
12/20	Middlebury	75-66	W
1/3	St. Michael's	64-72	L
1/6	at New Hampshire	61-79	L
1/8	at Boston University	63-85	L
1/11	at Rhode Island	54-55	L
1/13	Tufts	56-63	L
1/29	at Brown	77-91	L
2/1	at Coast Guard	66-56	W
2/5	Boston University	74-80	L
2/8	Bates	56-65	L
2/12	Connecticut	59-87	L
2/15	at Clark	67-66	W
2/18	at AIC	82-93	L
2/21	Colby	57-77	L
2/22	at WPI	67-45	W
2/26	MIT	61-52	W

1958-59 (10-8)

Coach: Dick Dukeshire
Captain: John Erickson

12/6	at Springfield	55-75	L
12/9	at Boston College	38-79	L
12/13	Massachusetts	55-58	L
12/17	Harvard	68-46	W
12/19	Bowdoin	83-57	W
1/10	Rhode Island	77-61	W
1/13	at Tufts	74-70	W
1/17	New Hampshire	66-71	L
1/28	Brown	47-61	L
1/31	Coast Guard	50-42	W
2/4	Boston University	46-54	L
2/6	at St. Michael's	56-75	L
2/7	at Middlebury	58-56	W
2/14	Clark	60-45	W
2/17	AIC	84-59	W
2/19	WPI	73-55	W
2/21	at Bates	59-68	L
2/25	at MIT	60-50	W

1959-60 (10-11)

Coach: Dick Dukeshire
Captain: Mike Dvorchak

12/4	Middlebury	71-72	L
12/7	Boston College	63-65	L
12/9	MIT	52-49	W
12/14	Springfield	51-52	L
12/16	at Harvard	52-53	L
12/18	Bowdoin	59-56	W
1/2	Hartford	68-45	W
1/5	at Rhode Island	48-66	L
1/12	Tufts	79-61	W
1/19	at New Hampshire	49-56	L
1/23	at WPI	66-61	W
1/30	at Brown	57-62	L
2/3	at Boston University	54-72	L
2/6	at Colby	66-68	L
2/8	at Massachusetts	62-86	L
2/13	Bates	73-67	W
2/16	at AIC	50-64	L
2/19	St. Michael's	73-60	W
2/20	at Clark	70-68	W
2/25	Lowell	77-35	W
2/27	at Coast Guard	64-67	W

1960-61 (10-10)

Coach: Dick Dukeshire
Captain: William Vierstra

12/3	at AIC	63-52	W
12/7	at MIT	66-71	L
12/13	Bridgeport	89-76	W
12/17	at Hartford	73-58	W
1/3	Massachusetts	70-71	L
1/7	City College of NY	74-53	W
1/10	at Tufts	67-69	L
1/14	at Clark	69-77	L
1/17	WPI	71-47	W
1/20	at Norwich	74-81	L
1/28	Brown	64-83	L
1/30	Rhode Island	58-62	L
2/1	Boston University	54-45	W
2/7	at Springfield	49-64	L
2/11	at Bates	44-53	L
2/14	New Hampshire	60-58	W
2/17	Lowell	87-51	W
2/18	Colby	68-61	W
2/20	at Boston College	54-75	L
2/25	Coast Guard	55-44	W

1961-62 (17-8)

Coach: Dick Dukeshire
Captain: Ward Sears

12/6	MIT	61-41	W
12/8	at Middlebury	94-64	W
12/9	at St. Michael's	63-52	W
12/11	at Rhode Island	62-82	L
12/18	Harvard	60-65	L
1/3	at Massachusetts	61-72	L
1/5	at Bridgeport	79-76	W
1/6	at City College of NY	62-56	W
1/9	Tufts	56-44	W
1/13	Clark	66-63	W
1/17	Springfield	68-62	W
1/20	at WPI	67-54	W
1/27	at Brown	44-62	L
1/31	Boston College	63-71	L
2/2	Norwich	76-65	W
2/3	at Colby	54-55	W
2/7	at Boston University	86-68	W
2/10	Bates	72-43	W
2/16	Hartford	87-49	W
2/21	at New Hampshire	82-52	W
2/23	at Coast Guard	51-52	L
2/24	AIC	72-60	W
3/9	St. Anselm CDT	88-78	W
3/10	Fairfield CDT	80-69	W
3/15	Southern Illinois CDT	57-73	L

1962-63 (21-6)

Coach: Dick Dukeshire
Captain: William Tully

11/30	Bowdoin	68-32	W
12/3	Brandeis	81-59	W
12/6	Kings Point	72-52	W
12/8	New Hampshire	72-44	W
12/10	Rhode Island	52-54	L
12/15	at AIC	96-55	W
12/17	CW. Post	83-61	W
12/19	at MIT	59-49	W
1/4	Middlebury	81-47	W
1/5	Boston University	77-80	L
1/8	at Tufts	70-55	W
1/12	at Hartford	45-28	W
1/16	at Springfield	71-62	W
1/18	St. Michael's	62-56	W
1/26	Brown	46-53	L
1/30	at Boston College	41-63	L
2/2	at Bates	58-42	W
2/6	Colby	79-61	W
2/9	Clark	71-66	W
2/12	Boston University BP	66-49	W
2/18	Boston College BP	53-59	L
2/20	Massachusetts	90-61	W
2/22	Coast Guard	98-65	W
2/26	WPI	80-55	W
3/8	Assumption CDT	74-60	W
3/9	Springfield CDT	47-45	W
3/13	Wittenberg CDT	47-48	L

1963-64 (17-8)

Coach: Dick Dukeshire
Captain: Jack Malvey

11/30	at Brown	85-58	W
12/3	Clark	57-51	W
12/5	at Brandeis	75-71	W
12/7	Bates	82-62	W
12/11	at Harvard	61-64	L
12/13	at Kings Point	78-53	W
12/14	at CW. Post	61-65	L
12/17	Tufts	72-53	W
12/19	MIT	82-74	W
1/4	at Boston University	67-71	L
1/10	Coast Guard	92-59	W
1/15	Amherst	86-48	W
1/29	Boston College	84-95	L
2/1	at Colby	82-73	W
2/7	at Middlebury	84-44	W
2/8	at Norwich	83-49	W
2/11	Boston College BP	73-71	W
2/13	at New Hampshire	71-64	W
2/15	Springfield	59-60	L
2/17	Boston University BP	75-80+*	L
2/20	at Massachusetts	63-69	L
2/22	at WPI	80-68	W
2/24	AIC	79-60	W
3/6	Assumption CDT	79-68	W
3/7	Adelphi CDT	66-68	L

1964-65 (13-11)

Coach: Dick Dukeshire
Captain: Jim Bowman

12/1	Brown	56-64	L
12/8	Boston University	67-71	L
12/10	at Tufts	65-49	W
12/12	at Clark	73-59	W
12/14	Brandeis	73-56	W
12/16	at Amherst	79-65	W
12/29	Springfield JF	61-65	L

12/30	Wesleyan JF	81-70	W
1/2	Massachusetts	66-77	L
1/8	CW. Post	70-80	L
1/12	at Coast Guard	83-80	W
1/15	Norwich	88-79	W
1/18	WPI	80-56	W
1/20	at Rhode Island	77-87	L
1/23	Fairleigh Dickinson	72-58	W
2/3	Colby	70-86	L
2/5	at Boston College	90-101	L
2/8	at AIC	57-61	L
2/13	at Bates	70-58	W
2/16	at MIT	60-56	W
2/22	New Hampshire	92-72	W
2/24	Tufts BP	73-65	W
2/27	at Springfield	70-75	L
3/1	Boston College BP	51-56	L

1965-66 (18-8)

Coach: Dick Dukeshire
Captain: Gerald Knight

12/4	Bates	84-67	W
12/7	Harvard	67-65	W
12/9	Tufts	56-54	W
12/11	at Massachusetts	72-78	L
12/28	Assumption JF	62-75	W
12/29	Amherst JF	68-64	W
1/6	at Boston University	63-55	W
1/13	Boston College	63-70	L
1/18	Springfield	60-61	L
1/21	at CW. Post	82-83	L
1/22	at Fairleigh Dickinson	80-69	W
1/26	Clark	92-67	W
1/29	at Brown	63-66	L
2/2	Amherst	72-60	W
2/4	at Middlebury	83-55	W
2/5	at Norwich	99-83	W
2/10	at New Hampshire	90-62	W
2/12	at Colby	77-71	W
2/16	MIT	89-71	W
2/19	AIC	81-79	W
2/23	Boston University BP	75-57	W
2/26	WPI	100-57	W
2/28	Boston College BP	78-85	L
2/30	Coast Guard	98-33	W
3/2	Springfield CDT	93-80	W
3/3	Assumption CDT	69-96	L

1966-67 (22-4)

Coach: Dick Dukeshire
Captain: Rick Weitzman

12/3	Colby	94-66	W
12/10	New Hampshire	98-74	W
12/15	at Tufts	88-74	W
12/17	Middlebury	106-70	W
12/20	Norwich	104-59	W
12/27	Trinity AIC	76-62	W
12/28	Springfield AIC	60-49	W
12/29	AIC AIC	76-77	L
1/6	at Boston University	79-57	W
1/10	at Boston College	47-54	L
1/12	Rhode Island	65-63	W
1/21	at Bates	102-73	W
1/25	at Clark	79-66	W
1/28	Brown	86-66	W
1/31	at Springfield	88-74	W
2/3	CW. Post	84-79	W
2/8	Boston University	91-51	W
2/9	WPI	102-71	W
2/11	at AIC	68-70	L
2/14	at MIT	69-60	W
2/16	Central Connecticut	89-86	W
2/18	at Amherst	80-63	W
2/22	at Brandeis	70-63	W
2/25	at Coast Guard	91-68	W
3/8	St. Michael's CDT	61-70	L
3/9	AIC CDT	80-53	W

1967-68 (19-9)

Coach: Dick Dukeshire
Captain: Harry Barnes

12/8	Maine	80-68	W
12/13	AIC	78-83	L
12/16	at WPI	106-80	W
12/18	at Harvard	72-67	W
12/27	Gulford (NC) AIC	71-82	L
12/28	Bowdoin AIC	80-68	W
12/29	Merrimack AIC	96-67	W
1/6	Boston College	75-83	L
1/8	MIT	55-53	W
1/11	at Rhode Island	66-81	L
1/13	Amherst	93-56	W
1/17	Tufts	85-74	W
1/20	Bates	94-71	W
1/24	Boston University	68-67	W
1/27	at Brown	68-80	L
1/30	Clark	86-67	W
2/2	Colby	79-55	W
2/9	at CW. Post	76-65	W

2/10	at Fairleigh Dickinson	75-86	L
2/14	Springfield	63-71	L
2/17	at Central Connecticut	63-57	W
2/21	Boston University CT	70-57	W
2/22	MIT CT	75-61	W
2/24	Brandeis	86-63	W
2/27	Massachusetts	59-61	L
3/1	at New Hampshire	67-53	W
3/5	Rocheater CDT	70-73	L
3/6	LeMoyne CDT	67-54	W

1968-69 (16-5)

Coach: Dick Dukeshire
Captain: Leo Osgood

12/1	St. Anselm	77-67	W
12/13	at Maine	86-81	W
12/16	at Holy Cross	60-67	L
12/18	at AIC	73-72	W
12/20	WPI	79-57	W
12/26	Marietta CCT	70-61	W
12/27	Vermont CCT	80-62	W
12/28	Central Connecticut CCT	56-66	L
1/4	Assumption	68-67	W
1/9	New Hampshire	72-75	L
1/17	at Colby	87-56	W
1/18	at Bates	87-52	W
1/21	at Boston University	75-70	W
1/23	Massachusetts	68-64	W
1/25	Fairleigh Dickinson	53-57	L
1/29	at Boston College	69-80	L
2/7	CW. Post	72-58	W
2/11	at Tufts	86-74	W
2/19	MIT CCT	79-56	W
2/20	Boston University CCT	66-64	W
2/27	Springfield	73-64	W

1969-70 (14-8)

Coach: Dick Dukeshire
Captain: Paul Swett

12/6	Brown	99-73	W
12/8	at New Hampshire	65-63	W
12/10	at St. Anselm	70-66	W
12/16	Harvard	79-83	L
12/18	Holy Cross	76-78	L
1/3	at St. Michael's	76-57	W
1/10	Fairleigh Dickinson	65-73	L
1/14	Bates	91-83	W
1/19	Boston University	89-71	W
1/21	Springfield	97-74	W

HUSKIES BASKETBALL



1/22	at St. Michael's	86-68	W
1/26	at Assumption	77-79	L
1/31	Tufts	79-61	W
2/2	at St. Anselm	50-33	W
2/5	at George Washington	48-49	L
2/8	Bates	82-53	W
2/11	AIC	69-63	W
2/12	at Colgate	56-64	L
2/15	at Long Island	45-61	L
2/19	Brandeis	73-67	W
2/21	Bridgeport	77-73	W
3/4	Army	74-73	W

1972-73 (19-7)

Coach: Jim Calhoun
Captain: Mark Jellison

12/5	at Boston University	74-84	L
12/9	St. Michael's	82-66	W
12/12	at West Point	68-70	L
12/16	Buffalo	64-55	W
12/28	South Dakota HOF	69-67	W
12/29	George Washington HOF	65-82	L
12/30	Central Connecticut HOF	69-61	W
1/3	at AIC	62-44	W
1/6	at Bridgeport	73-61	W
1/8	Boston University BP, BG	97-87	W
1/10	at Springfield	65-59	W
1/12	Harvard	73-69	W
1/16	Harvard BP, BG	63-105	L
1/18	Vermont	70-38	W
1/19	Rider	64-48	W
1/25	Assumption	68-73	L
1/27	New Hampshire	75-65	W
1/29	at Tufts	112-78	W
1/31	Colgate	57-52	W
2/9	Catholic	98-69	W
2/14	St. Anselm	71-52	W
2/17	at Bates	66-37	W
2/20	at Brandeis	89-75	W
2/24	Fairleigh Dickinson	46-50	L
2/27	at Massachusetts	69-80	L
3/3	Long Island	78-76	W

1973-74 (14-11)

Coach: Jim Calhoun
Captain: John Barros

12/1	at Fairfield	59-79	L
12/6	Merrimack	87-67	W
12/8	at Fairleigh Dickinson	62-68	L
12/15	at Lowell	104-59	W
1/4	Dalhousie NS	78-41	W
1/5	Acadia NS	69-68	W
1/7	at Harvard	55-54	W
1/9	Springfield	64-63	W
1/15	Boston College BP	59-65	L
1/16	Harvard BP	62-75	L
1/18	at Catholic	70-65	W
1/19	at Rider	47-45	W
1/21	Tufts	69-75	L
1/24	AIC	61-64	L
1/26	Boston University	65-75	L
1/29	Massachusetts	64-71	L
1/31	Bridgeport	66-75	L
2/2	at Vermont	66-60	W
2/5	at Assumption	78-79	L
2/9	Bates	85-71	W
2/14	at St. Anselm	55-50	W
2/16	at Colgate	63-57	W
2/23	at New Hampshire	67-65	W
2/26	at Boston University	88-78	W
3/2	Army	57-58	L

1974-75 (12-12)

Coach: Jim Calhoun
Captain: Jim Connors

11/30	Fairfield	67-61	W
12/2	at Merrimack	82-78	W
12/7	Fairleigh Dickinson	63-75	L
12/10	at Army	77-74	W
12/12	at Tufts	85-57	W
12/14	at Boston College	78-103	L
12/17	at Springfield	91-83	W
12/21	at Pennsylvania	72-107	L
1/7	Rider	72-73	L
1/9	Vermont	93-91+	W
1/11	at Syracuse	75-94	W
1/14	Harvard BP	67-80	L
1/16	at Boston University BP	61-78	L
1/18	at Bridgeport	64-55	W
1/20	Boston University	73-89	L
1/23	Brandeis	68-72	L
1/25	at St. Michael's	76-61	W
1/28	at Massachusetts	58-65	L
1/31	Colgate	55-58	L
2/5	Assumption	77-84	L
2/11	St. Anselm	95-56	W
2/22	at AIC	92-70	W
2/26	at Boston University	98-92	W
2/28	New Hampshire	62-60	W

1975-76 (12-13)

Coach: Jim Calhoun
Captain: Paul Walsh

11/29	at Vermont	54-72	L
12/1	Merrimack	81-82	L
12/5	Stonehill	83-76	W
12/8	Bridgeport	87-73	W
12/11	Tufts	77-75	W
12/13	St. Michael's	95-90	W
12/20	at Va. Commonwealth	85-101	L
1/7	Springfield	67-42	W
1/9	MIT	92-74	W
1/10	Maine	67-75	L
1/13	Boston University BP	66-74	L
1/14	Boston College BP	82-83	L
1/16	at Fairleigh Dickinson	46-56	L
1/17	at Rider	82-107	L
1/19	at New Hampshire	72-71	W
1/22	Boston University	79-67	W
1/24	at Syracuse	75-87	L
1/29	Bentley	81-80+	W
2/5	at Assumption	63-62	W
2/10	at St. Anselm	84-74	W
2/14	at Massachusetts	64-75	L
2/17	at Boston University	78-79	L
2/21	AIC	86-73	W
2/26	at Holy Cross	79-82	L
2/28	at Maine	75-81	L

1976-77 (12-14)

Coach: Jim Calhoun
Captain: Keith Motley

11/27	Rider	62-59	W
12/1	at Merrimack	85-88	L
12/4	at Maine	67-89	L
12/6	at Stonehill	64-80	L
12/8	at Army	66-69	L
12/11	New Hampshire	67-79	L
1/3	Siena ST	78-76	W
1/4	Oklahoma ST	56-72	L
1/15	Fairleigh Dickinson	59-58	W
1/19	at Boston College	66-68	L
1/22	Vermont	78-77+	W
1/27	at Bentley	89-85	W
1/29	at Colgate	81-83+	W
2/1	Assumption	72-70	W
2/3	St. Anselm	79-83	L
2/5	at Syracuse	70-110	L
2/8	Maine	79-71	W
2/10	at Springfield	69-63	W
2/12	at Bridgeport	78-92	L
2/14	at New Hampshire	71-81	L
2/16	at Boston University	74-75	L
2/19	at AIC	71-70	W
2/21	at Brandeis	80-75+	W
2/26	Drexel	60-52	W
2/28	Massachusetts	76-82	L
3/2	Boston University	84-77	W

1977-78 (14-12)

Coach: Jim Calhoun
Captains: Dave Calgaris, Dave Sheehan

11/30	Maine	85-74	W
12/2	American JMT	72-68	W
12/3	James Madison JMT	82-84	L
12/5	at St. Francis (NY)	63-82	L
12/8	Brandeis	89-77	W
12/10	Army	70-87	L
12/28	Drexel BT	77-69	W
12/29	Delaware BT	85-89	L
1/3	Harvard	80-83	L
1/6	at St. Michael's	85-75	W
1/7	at Vermont	65-50	W
1/10	Boston University	76-90	L
1/13	at Rider	65-71	L
1/14	at Fairleigh Dickinson	65-54	W
1/17	Boston College	75-94	L
1/19	Siena	73-71	W
1/24	New Hampshire	71-60	W
1/28	at Drexel	80-78	W
2/1	at Assumption	57-50	W
2/4	Colgate	83-70	W
2/9	at Massachusetts	58-61	L
2/18	AIC	76-68	W
2/21	at Boston University	67-70	L
2/25	at Maine	85-97	L
2/27	at New Hampshire	62-64	L
3/1	Wagner	102-90	W

1978-79 (13-13)

Coach: Jim Calhoun
Captains: Doug Clary, Herb Caesar

11/24	Brown BRN	75-55	W
11/25	Siena BRN	70-75	L
12/2	Lowell	86-69	W
12/4	at Brandeis	76-58	W
12/7	Massachusetts	72-76	L
12/9	at Army	62-61	W
12/16	at Maine	66-64	W

12/20	at Dartmouth	64-57+	W
12/29	Iona IT	88-103	L
12/30	Baltimore IT	73-59	W
1/3	St. Francis (NY)	74-88	L
1/6	at Boston College	68-80	L
1/9	Boston University	60-61	L
1/11	at Harvard	81-61	W
1/13	Fairleigh Dickinson	83-67	W
1/17	at Boston University	73-80	L
1/20	Drexel	73-81	L
1/27	at Siena	67-77	L
1/29	New Hampshire	73-68	W
1/31	Assumption	79-80	L
2/5	at New Hampshire	83-81	W
2/7	Maine	56-80	L
2/10	at Wagner	68-81	L
2/13	Vermont	89-62	W
2/17	at AIC	71-73	L
2/21	at Long Island	73-69	W

1979-80 (19-8, 19-7 AE)

America East Season Co-Champions
Coach: Jim Calhoun
Captain: Bill Loughnane

11/30	Robert Morris BRN	76-73+	W
12/1	Brown BRN	67-54	W
12/2	at Alabama	73-88	L
12/6	Brandeis	100-71	W
12/8	at Princeton	74-52	W
12/15	at Vermont	69-82	L
12/22	at Georgetown	66-85	L
1/5	Dartmouth	59-55	W
1/7	AIC	88-81	W
1/9	Suffolk	78-54	W
1/12	at Maine	86-75	W
1/14	Tufts	68-65	W
1/18	at Fairleigh Dickinson	69-62	W
1/19	at Drexel	73-76	L
1/22	Maine	72-71	W
1/26	Siena	63-60+	W
1/28	New Hampshire	73-63	W
1/31	at Assumption	92-83	W
2/2	Wagner	74-71	W
2/6	Long Island	67-50	W
2/8	at Boston University	78-85	L
2/10	at New Hampshire	69-68	W
2/14	at Massachusetts	67-59	W
2/16	at St. Francis	77-87	L
2/18	Army	61-57	W
2/20	Boston College	67-76	L
2/22	Maine	52-66	L

1980-81 (24-6, 21-5 AE)

America East Season Champions
America East Tournament Champions
NCAA Second Round

Coach: Jim Calhoun Captain: Pete Harris			
11/29	at Brown	89-66	W
12/2	Marist	86-80+	W
12/4	at Brandeis	103-70	W
12/8	at Army	53-51	W
12/10	Vermont	71-63	W
12/13	Fairleigh Dickinson	85-72	W
12/26	Maine MC	70-50	W
12/27	UNC-Charlotte MC	62-75	L
1/2	Towson FT	81-80	W
1/3	Fairfield FT	79-69	W
1/6	Boston University	80-78+	W
1/9	Texas-Arlington FSF	83-97	L
1/10	Florida Southern FSF	75-80+	L
1/15	New Hampshire	85-76	W
1/17	Drexel	77-65	W
1/20	at Dartmouth	69-55	W
1/24	at Penn State	60-58	W
1/31	at Siena	93-92+	W
2/5	at Long Island	77-92	L
2/7	at Wagner	86-90	L
2/12	Massachusetts	65-54	W
2/14	St. Francis	73-60	W
2/17	at Harvard	72-67	W
2/18	at Tufts	90-59	W
2/21	at New Hampshire	70-69	W
2/24	at Boston University	83-76	W
3/5	Vermont	76-69+	W
3/7	Holy Cross	81-79+	W
3/13	Florida State NCAA	55-53	W
3/15	Utah NCAA	69-94	L

1981-82 (23-7, 8-1 AE)

America East Season Champions
America East Tournament Champions
NCAA Second Round

Coach: Jim Calhoun Captains: Perry Moss, Dave Leitao, Eric Jefferson			
11/28	at Cornell	48-46	W
12/1	Siena	88-79	W
12/5	Utica	61-40	W

12/7	Army	64-54	W
12/9	at Massachusetts	66-60	W
12/11	Columbia IT	72-62	W
12/12	Iona IT	71-80	L
12/18	Georgia CC	66-79	L
12/19	Southern Miss. CC	82-81	W
1/6	Niagara	94-68	W
1/9	Maine	49-44	W
1/12	at New Hampshire	81-65	W
1/14	Assumption	68-66	W
1/16	at Drexel	68-74	L
1/20	at Vermont	92-78	W
1/26	Boston University	64-82	L
1/28	at Boston College	77-87	L
1/30	Dartmouth	62-53	W
2/2	Brown	82-76	W
2/6	Umass-Boston	77-50	W
2/8	at Colgate	36-34	W
2/13	at Fairleigh Dickinson	65-64	W
2/15	Canisius	79-61	W
2/17	at Holy Cross	74-62	W
2/20	New Hampshire	72-71	W
2/23	Long Island	69-70	L
3/4	Boston University	49-48	W
3/6	Niagara	82-59	W
3/13	St. Joseph's NCAA	63-62	W
3/14	Villanova NCAA	72-76+++	L

1982-83 (13-15, 4-6 AE)

Coach: Jim Calhoun
Captains: Mark Halsek, Charlie Heineck

11/27	Central Connecticut	63-60	W
12/1	at Siena	49-56	W
12/4	Cornell	74-58	W
12/6	Boston College	79-92	L
12/8	at New Hampshire	81-90	L
12/1			



NORTHEASTERN

1984-85 (22-9, 13-3 AE)

America East Season Co-Champions
America East Tournament Champions
NCAA First Round
Coach: Jim Calhoun
Captains: Quinton Dale, Steve Evans

11/28	at Vermont*	71-52	W
12/3	Suffolk	128-72	W
12/7	Arkansas-LR CHC	70-63	W
12/8	Montana CHC	80-81	L
12/15	at Massachusetts	66-67	L
12/28	Illinois State FC	84-92	L
12/29	West Texas State FC	74-81	L
1/3	at Maine*	89-71	W
1/5	Niagara*	73-70	W
1/9	Maine*	94-70	W
1/12	at Siena*	88-68	W
1/17	Keene State	108-68	W
1/19	Colgate*	63-56	W
1/22	Fairfield	92-67	W
1/24	New Hampshire*	55-57	L
1/26	at Canisius*	65-67	L
1/28	at Niagara*	80-85+	L
1/30	Boston College	75-82	L
2/5	Canisius*	99-91	W
2/7	at Colgate*	54-45	W
2/9	Boston University*	74-62	W
2/16	Ohio State ER	76-74	W
2/18	at Hartford*	75-59	W
2/20	Vermont*	88-62	W
2/22	at New Hampshire*	78-70	W
2/25	Siena*	72-63	W
2/28	at Boston University*	80-69	W
3/5	Maine*	103-81	W
3/7	Siena*	73-69	W
3/9	Boston University*	68-67	W
3/15	Illinois NCAA	57-76	L

1985-86 (26-5, 16-2 AE)

America East Season Champions
America East Tournament Champions
NCAA First Round
Coach: Jim Calhoun
Captains: Reggie Lewis, Andre LaFleur, Wes Fuller

11/23	at Maryland	72-84	L
12/2	at Providence	68-83	L
12/5	Vermont*	65-50	W
12/7	Cornell	55-51	W
12/14	Massachusetts	71-68	W
12/16	at Stetson	75-61	W
12/27	Duquesne CMC	88-81+	W
12/28	Connecticut CMC	90-73	W
1/9	at Colgate*	68-56	W
1/11	Maine*	56-54	W
1/13	Tufts	76-52	W
1/15	Army ER	55-49	W
1/21	New Hampshire*	78-65	W
1/28	at Vermont*	73-57	W
1/30	at Niagara*	90-75	W
2/1	at Canisius*	47-58	L
2/4	Hartford*	87-76	W
2/6	Colgate*	69-54	W
2/8	at Boston University*	75-67	W
2/11	at Hartford*	74-70	W
2/15	at Siena*	65-71	L
2/17	at Maine*	72-57	W
2/19	Siena*	96-73	W
2/22	Canisius*	90-57	W
2/24	Niagara*	85-62	W
2/27	Boston University*	90-70	W
3/1	at New Hampshire*	66-53	W
3/4	Vermont*	82-61	W
3/6	Siena*	89-75	W
3/8	Boston University*	63-54	W
3/13	Oklahoma NCAA	74-80	L

1986-87 (27-7, 17-1 AE)

America East Season Champions
America East Tournament Champions
NCAA First Round
Coach: Karl Fogel
Captains: Reggie Lewis, Andre LaFleur, Wes Fuller

11/28	Louisville AK	88-84	W
11/29	Utah State AK	96-91	W
11/30	Iowa AK	80-103	L
12/3	St. Joe's (Maine)	81-54	W
12/5	Jacksonville SYR	76-70	W
12/6	Syracuse SYR	74-94	L
12/8	at East Carolina	70-74	L
12/13	at Massachusetts	78-70	W
12/26	Bradley JT	105-110	L
12/27	La Salle JT	85-102	L
1/2	at Maine*	72-64	W
1/4	at New Hampshire*	91-64	W
1/6	Hartford*	64-62	W
1/8	Tufts	99-72	W
1/10	Canisius*	89-61	W

1/13	at Hartford*	74-65	W
1/17	Siena*	93-64	W
1/24	Maine*	104-78	W
1/26	Quinnipiac	104-54	W
1/28	at Vermont*	68-66	W
1/31	Niagara*	60-50	W
2/5	at Niagara*	87-88	L
2/7	at Canisius*	72-68	W
2/9	at Colgate*	96-79	W
2/14	Boston University*	68-65	W
2/18	Colgate*	97-73	W
2/21	at Siena*	90-83	W
2/23	New Hampshire*	76-69	W
2/25	Vermont*	80-68	W
2/28	at Boston University*	84-77	W
3/3	New Hampshire*	85-71	W
3/5	Siena*	85-79	W
3/7	Boston University*	71-68	W
3/13	Purdue NCAA	95-104	L

1987-88 (15-13, 11-7 AE)

Coach: Karl Fogel
Captains: Kevin McDuffie, Eric Skeen, John Williams

11/27	Louisiana Tech FC	67-74	L
11/28	Fordham FC	46-47	L
12/5	Central Conn.	86-56	W
12/9	at Rhode Island	81-95	L
12/12	Massachusetts	74-75	L
12/19	at Central Florida	76-70+	W
12/22	at Stetson	73-78	L
1/5	Fairfield ER	70-59	W
1/7	at Vermont*	77-80	L
1/9	Siena*	75-90	L
1/11	at Holy Cross	78-67	W
1/14	Maine*	60-54	W
1/16	Niagara*	91-85+	W
1/20	at Siena*	72-86	L
1/23	Hartford*	87-72	W
1/27	Colgate*	82-56	W
1/30	at New Hampshire*	90-78	W
2/4	at Niagara*	95-92	W
2/6	at Canisius*	87-72	W
2/11	Vermont*	72-70	W
2/13	at Boston University*	69-88	L
2/17	at Colgate*	84-81++	W
2/20	Canisius*	52-69	L
2/23	New Hampshire*	71-60	W
2/26	at Hartford*	63-78	L
3/3	at Maine*	90-80	W
3/5	Boston University*	65-89	L
3/8	Niagara AEH	57-70	L

1988-89 (17-11, 12-5 AE)

Coach: Karl Fogel
Captain: Larry Greer

11/25	BYU LT	78-87	L
11/26	Long Island LT	83-68	W
11/30	at Fairfield	78-70	W
12/3	at Houston	54-69	L
12/6	Rhode Island	86-82	W
12/10	at Massachusetts	69-79	L
12/18	at Pepperdine	91-96	L
12/20	at CS-Fullerton	68-81	L
1/4	at Maine*	59-55	W
1/7	New Hampshire*	88-72	W
1/9	Holy Cross	102-94	W
1/11	Hartford*	87-72	W
1/14	Canisius*	90-80	W
1/17	at Hartford*	79-71	W
1/21	Siena*	67-92	L
1/25	at New Hampshire*	86-79	W
1/28	Maine*	71-73	L
2/1	at Vermont*	102-75	W
2/4	Niagara*	68-63	W
2/9	at Canisius*	68-75	W
2/11	at Niagara*	86-68	W
2/13	at Colgate*	100-92	W
2/18	Boston University*	70-75	L
2/22	Colgate*	81-71	W
3/1	Vermont*	93-65	W
3/4	at Boston University*	77-81	L
3/9	Maine AEH	65-59	W
3/10	Boston Univ. AEH	84-104	L

1989-90 (16-12, 9-3 AE)

America East Season Co-Champions
Coach: Karl Fogel
Captains: Dexter Jenkins

11/24	Virginia VTT	60-82	L
11/25	Army VTT	65-66	L
12/2	at Rhode Island	94-92	W
12/5	at Howard	74-80	L
12/9	Massachusetts	79-73	W
12/18	Houston	68-72	L
12/27	Oregon FWC	74-77	L
12/29	UNC-Charlotte FWC	76-85	L
12/30	Pepperdine FWC	79-105	L
1/3	at Northwestern	70-74	L

1/6	Franklin Pierce	75-62	W
1/13	New Hampshire*	79-69	W
1/17	at Maine*	61-74	L
1/20	at Tulane	74-65	W
1/23	Fairfield	79-72	W
1/25	Vermont*	76-73+	W
1/27	Hartford*	87-82+	W
2/1	at New Hampshire*	71-53	W
2/3	Maine*	78-58	W
2/7	Colgate*	85-70	W
2/10	at Boston University*	80-82	L
2/12	at Niagara	96-84	W
2/14	at Colgate*	76-91	L
2/21	at Vermont*	76-58	W
2/24	at Hartford*	68-66	W
2/27	at Central Connecticut	81-61	W
3/3	Boston University*	93-83	W
3/7	Vermont AEH	62-76	L

1990-91 (22-11, 8-2 AE)

America East Season Champions
America East Tournament Champions
NCAA First Round
Coach: Karl Fogel
Captains: Steve Carney, Dexter Jenkins

11/23	Indiana HI	78-100	L
11/24	Loyola Marymount HI	152-123	W
11/25	Toledo HI	78-82	L
11/27	at US International	97-86	W
12/1	Rhode Island	70-76	L
12/3	Howard	100-95	W
12/5	at Providence	73-88	L
12/9	Delaware	84-70	W
12/17	Eastern Illinois	85-65	W
12/19	at George Mason	82-67	W
12/28	Georgia Southern ID	63-65	L
1/29	Monmouth ID	59-66	L
1/5	at Va. Commonwealth	61-59	W
1/8	Niagara	73-66+	W
1/12	at Maine*	60-56	W
1/16	at Drexel	98-90	W
1/19	Northwestern	84-79	W
1/21	Tulane	79-73	W
1/23	at Hartford*	79-86	L
1/26	at Boston University*	81-70	W
1/31	at Miami	63-79	L
2/2	at Vermont*	76-77	L
2/5	New Hampshire*	57-39	W
2/7	at Army	66-47	W
2/11	at Fairleigh Dickinson	66-78	L
2/16	Hartford*	70-64	W
2/19	Maine*	82-73	W
2/23	at New Hampshire*	73-57	W
2/26	Vermont*	78-69	W
3/2	Boston University*	77-70	W
3/7	Hartford*	74-59	W
3/9	Maine*	57-46	W
3/15	North Carolina NCAA	66-101	L

1991-92 (9-19, 5-9 AE)

Coach: Karl Fogel
Captain: Al Barney

11/23	at Rhode Island	72-102	L
11/29	Fresno State FRT	70-84	L
11/30	Baylor FRT	68-80	L
12/4	at Howard	71-67	W
12/7	George Mason	72-77	L
12/14	at Northwestern	66-93	L
12/16	at Eastern Illinois	66-70	L
12/21	at Niagara	75-71	W
1/2	at Monmouth	55-92	L
1/4	Virginia Comm.	47-57	L
1/7	Siena	64-70	L
1/13	Fairleigh Dickinson	72-65	W
1/16	Vermont*	58-70	L
1/18	at Hartford*	56-60	L
1/24	at Drexel*	67-70	L
1/25	at Delaware*	63-65	L
1/30	New Hampshire*	90-51	W
2/1	Maine*	65-67	L
2/8	at Boston University*	73-68	W
2/11	Iona	68-65	W
2/13	at Maine*	68-63	W
2/15	at New Hampshire*	64-66	L
2/22	Drexel*	53-79	L
2/23	Delaware*	64-74	L
2/27	at Vermont*	67-77	L
2/29	Hartford*	62-57	W
3/2	Boston University*	76-53	W
3/7	at Vermont*	64-74	L

1992-93 (20-8, 12-2 AE)

America East Season Co-Champion
Coach: Karl Fogel
Captains: Deo Djossou, Ben Harlee

12/1	Army	90-57	W
12/7	at Duke	72-103	L
12/10	Howard	73-51	W
12/12	Monmouth	47-46	W

12/21	McNeese State CFT	78-72	W
12/22	Grambling CFT	83-94	L
12/30	Canisius	76-66	W
1/3	at Siena	69-60	W
1/7	Niagara	71-83	L
1/9	Rhode Island	72-80	L
1/14	at Vermont*	82-74	W
1/16	Hartford*	68-58	W
1/22	Drexel*	68-79	L
1/24	Delaware*	76-73	W
1/26	at George Mason	82-71	W
1/28	at New Hampshire*	75-62	W
1/30	at Maine*	72-70	W
2/2	at Iona	78-82	L
2/6	at Boston University*	88-81	W
2/11	Maine*	77-60	W
2/13	New Hampshire*	73-45	W
2/19	at Delaware*	82-68	W
2/21	at Drexel*	73-79	L
2/25	Vermont*	87-67	W
2/27	at Hartford*	64-62	W
3/2	Boston University*	96-58	W
3/6	Vermont*	91-68	W
3/8	Delaware*	61-84	L

1993-94 (5-22, 2-12 AE)

Coach: Karl Fogel
Captains: Al Barney, Deo Djossou, Ben Harlee

11/27	at Duke	72-86	L
11/30	UMass-Boston	104-56	W
12/4	George Mason	108-87	W
12/11	Central Michigan	72-77	L
12/18	at Howard	64-62	W
12/29	Northwestern HC	65-92	L
12/30	Stetson HC	72-81	L
1/3	Siena	71-86	L
1/6	at Niagara	79-80+	L
1/8	at Canisius	61-82	L
1/11	at Iona	72-73	L
1/13	Vermont*	90-89	W
1/15	at Hartford*	47-62	L
1/21	at Drexel*	52-89	L
1/23	at Delaware*	56-59	L
1/27	New Hampshire*	62-64+	L
1/29	Maine*	67-79	L
2/1	at Rhode Island	62-83	L
2/5	Boston University*	83-70	W
2/10	at Maine*	73-89	L
2/12	at New Hampshire*	69-74	L
2/18	Delaware*	85-89++	L
2/20	Drexel*	64-71	L
2/24	at Vermont*	76-84	L
2/26	Hartford*	61-76	L

HUSKIES BASKETBALL



12/20	at Florida Int'l.....	66-80	L
12/22	at Howard	86-81	W
12/30	Duke	56-87	L
1/4	Vermont*	69-73	L
1/6	Hartford*	74-83	L
1/11	at Towson*	65-78	L
1/13	at Delaware*	69-99	L
1/16	Hofstra*	65-70	L
1/18	Drexel*	65-87	L
1/23	at Boston University*	69-63	L
1/26	at Hofstra*	71-68	W
1/28	at Drexel*	47-84	L
1/30	at Niagara	62-81	L
2/2	Towson*	67-73	L
2/4	Delaware*	69-60	L
2/8	at Vermont*	64-77	L
2/10	at Hartford*	79-82+	L
2/17	Boston University*	56-77	L
2/22	New Hampshire*	72-78	L
2/24	at Maine*	75-59	W
3/1	Hofstra AED	71-61	W
3/2	Boston University AED	54-69	L

1996-97 (7-20, 6-12 AE)

Coach: Rudy Keeling
Captains: Lamont Clark, Ty Mack, John McGraw

11/23	Niagara	74-78	L
11/25	at Connecticut	37-89	L
11/29	at Fresno State CLC	71-87	L
11/30	Cal Poly-SLO CLC	73-89	L
12/6	at Delaware*	55-74	L
12/8	at Towson*	77-74	W
12/21	Rider	70-76	L
12/27	at Iona IPC	73-80	L
12/28	Eastern Kentucky IPC	79-69	W
12/30	at Rutgers	63-78	L
1/2	Maine*	55-68	L
1/4	New Hampshire*	67-59	L
1/10	Drexel*	67-54	W
1/12	Hofstra*	56-58	L
1/16	at Vermont*	64-61	W
1/19	at Hartford*	75-82	L
1/21	at Boston University*	48-59	L
1/24	Towson*	69-81	L
1/26	Delaware*	66-70	L
2/1	Boston University*	52-70	L
2/7	at Drexel*	61-78	L
2/9	at Hofstra*	69-87	L
2/13	Hartford*	68-84	L
2/15	Vermont*	78-65	W
2/20	at Maine*	67-51	W
2/22	New Hampshire*	57-56	W
2/28	Towson AED	69-72	L

1997-98 (14-14, 9-9 AE)

Coach: Rudy Keeling
Captains: Lamont Clark, Ty Mack, Scott Martin

11/22	at Central Conn.	61-59	W
11/25	at Notre Dame	45-72	L
12/4	Navy	67-44	W
12/13	at Harvard	47-45	W
12/17	at South Florida	56-65	L
12/20	at Rider	66-83	L
12/27	at George Mason GM	60-66	L
12/28	Army GM	83-61	W
1/2	New Hampshire*	58-56	W
1/4	Maine*	84-73	W
1/8	at Hartford*	69-67	W
1/11	at Vermont*	63-76	L
1/16	Drexel*	58-70	L
1/18	Hofstra*	89-74	W
1/22	at Delaware*	63-79	L
1/24	at Towson*	52-63	L
1/29	at Hofstra*	69-85	L
1/31	at Drexel*	71-68++	W
2/3	Boston University*	81-77	W
2/6	Vermont*	72-62	W
2/8	Hartford*	68-75	L
2/12	at New Hampshire*	74-84	L
2/14	at Maine*	66-73	L
2/17	at Boston University*	79-83	L
2/19	Delaware*	72-62	W
2/21	Towson*	66-62	W
2/27	Maine AED	74-54	W
2/28	Boston University AED	77-87	L

1998-99 (10-18, 6-12 AE)

Coach: Rudy Keeling
Captains: John Green, Lin Lattimore, Harold Miller

11/17	at Brown	69-59	W
11/20	at Navy	72-85	L
11/27	La Salle NM	92-85+	W
11/28	at New Mexico NM	61-93	L
12/1	at Marquette	68-82	L
12/5	Boston University*	68-67	W
12/9	at St. Peter's	61-55	W
12/19	Harvard	75-80+	L

12/22	Central Conn.	67-72	L
1/3	at Delaware*	57-80	L
1/5	at Towson*	52-62	L
1/9	New Hampshire*	74-67	W
1/12	Maine*	70-90	L
1/15	at Hofstra*	68-81	L
1/17	at Drexel*	82-97	L
1/22	Hartford*	63-73	L
1/24	Vermont*	71-63	W
1/29	Delaware*	69-72	L
1/31	Towson*	71-70	W
2/4	at Maine*	79-100	L
2/6	at New Hampshire*	72-67	W
2/10	at Boston University*	84-81+	W
2/13	Drexel*	68-77	L
2/15	Hofstra*	52-78	L
2/19	at Hartford*	60-62	L
2/21	at Vermont*	69-78	L
2/26	New Hampshire AED	77-69	W
2/27	Drexel AED	56-64	L

1999-2000 (7-21, 5-13 AE)

Coach: Rudy Keeling
Captain: Changa Adams

11/19	at St. Bonaventure	61-65	L
11/23	at Duquesne	77-87	L
11/27	at UNC Greensboro	56-70	L
12/2	Navy	57-67	L
12/6	New Hampshire*	78-66	W
12/8	St. Peter's	65-67	L
12/18	at Harvard	72-63	W
12/22	at Holy Cross	71-82	L
12/28	at Illinois State	58-83	L
1/2	at Drexel*	67-76	L
1/4	at Hofstra*	45-84	L
1/8	at Boston University*	45-62	L
1/14	Towson*	56-60	L
1/16	Delaware*	90-76	W
1/21	at Vermont*	82-85	L
1/23	at Hartford*	70-76	L
1/25	Brown	80-60	W
1/28	Hofstra*	59-80	L
1/30	Drexel*	56-57	L
2/7	at Maine*	67-79	L
2/10	at Towson*	74-73	W
2/12	at Delaware*	64-80	L
2/15	Boston University*	55-58	L
2/17	Hartford*	77-61	W
2/19	Vermont*	68-77	L
2/24	Maine*	67-70+	W
2/26	at New Hampshire*	81-77	W
3/3	Boston University AED	57-83	L

2000-01 (10-19, 8-10 AE)

Coach: Rudy Keeling
Captains: Jean Bain, Dwayne Barnes, Tyrone Hammick

11/20	at Navy	66-87	L
11/25	at Miami	86-92	L
11/28	Harvard	65-88	L
12/1	UNC Greensboro	89-77	W
12/6	Holy Cross	68-76	L
12/9	Boston University*	72-79	L
12/16	at Rhode Island	67-80	L
12/28	at Indiana IN	65-103	L
12/29	Colorado State IN	52-63	L
1/2	at Maine*	68-74	L
1/5	Drexel*	65-62	W
1/7	Hofstra*	65-72	L
1/11	at Delaware*	54-71	L
1/13	at Towson*	71-86	L
1/16	at New Hampshire*	77-94	L
1/20	Hartford*	85-82	W
1/22	Vermont*	79-68	W
1/26	at Hofstra*	70-94	L
1/28	at Drexel*	76-98	L
1/30	at Brown	73-81	L
2/3	at Boston University*	74-71	W
2/8	Delaware*	77-81+	W
2/10	Towson*	78-76	W
2/15	at Vermont*	83-92	L
2/17	at Hartford*	81-65	W
2/23	Maine*	91-85	W
2/25	New Hampshire*	92-77	W
3/3	Drexel AED	74-73	W
3/4	Delaware AED	66-110	L

2001-02 (7-21, 5-11 AE)

Coach: Ron Everhart
Captains: none

11/16	Columbia PM	54-66	L
11/17	Drexel PM	76-87	L
11/20	Brown	88-90	L
11/24	Northern Arizona	67-70	L
11/27	at Harvard	61-68	L
11/29	at Virginia Tech	56-79	L
12/3	at Loyola (Md.)	74-63	W
12/8	at Connecticut	44-80	L
12/18	at Drexel	72-83	L

12/20	Rider	80-68	W
12/22	at Rhode Island	66-67	L
12/29	at New Hampshire*	84-72	W
1/5	at Hartford*	61-64	L
1/7	Vermont*	77-80	L
1/10	Stony Brook*	91-65	W
1/12	Binghamton*	76-94	L
1/17	at Vermont*	87-102	L
1/20	Boston University*	88-95+	W
1/24	at Binghamton*	64-81	L
1/26	at Albany*	50-51	L
2/1	Hartford*	67-66	W
2/3	Maine*	73-74	L
2/5	New Hampshire*	81-82	L
2/12	Albany*	79-59	W
2/14	at Boston University*	57-63	L
2/17	at Stony Brook*	70-85	L
2/21	at Maine*	70-63	W
3/2	Boston University AED	76-86	L

2002-03 (16-15, 8-8 AE)

Coach: Ron Everhart
Captains: Jesse Dunn, Sylbrin Robinson, Jamaar Walker

11/22	Rhode Island	82-88	L
11/26	Suffolk	104-50	W
11/30	Fordham	99-75	W
12/2	at New Mexico	88-90	L
12/4	at Northern Arizona	56-71	L
12/14	at Penn State	67-79	L
12/17	Curry	95-53	W
12/20	Troy State SJ	72-89	L
12/21	Sacred Heart SJ	91-74	W
12/22	James Madison SJ	69-66	W
12/28	at Providence	61-80	L
1/2	Loyola (Md.)	99-69	W
1/5	at Boston College	72-67	L
1/8	at Vermont*	81-89	L
1/11	at Hartford*	75-82	L
1/15	Maine*	76-90	L
1/18	New Hampshire*	81-58	W
1/22	at Stony Brook*	67-72	L
1/25	at Boston University*	72-69	W
1/29	Binghamton*	59-48	L
1/31	Hartford*	51-50	W
2/2	at Albany*	89-80+	W
2/5	Stony Brook*	60-78	L
2/8	at New Hampshire*	75-61	W
2/12	Maine*	55-75	L
2/15	Vermont*	76-59	W
2/23	at Binghamton*	54-66	L
2/26	Albany*	69-54	W
3/3	Boston University*	65-76	L
3/9	Maine AEBU	71-68	W
3/10	Boston U. AEBU	61-71	L

2003-04 (19-11, 13-5 AE)

Coach: Ron Everhart
Captains: none

11/21	at Rhode Island LV	77-89	L
11/23	at Bradley LV	86-92	L
11/25	Louisiana Monroe LV	81-65	W
11/29	at West Virginia	91-84	W
12/2	Suffolk	98-56	W
12/7	at Fordham	59-80	L
12/12	at Villanova	55-74	L
12/14	Marist	59-57	W
12/19	Harvard	61-58	W
12/22	at Florida	84-101	L
12/29	Curry	85-56	L
1/2	Stony Brook*	82-63	W
1/4	at New Hampshire*	75-72	W
1/7	at Vermont*	78-88	L
1/11	Albany*	77-70	W
1/14	Hartford*	76-59	W
1/17	at UMBC*	81-62	W
1/21	Binghamton*	62-80	L
1/24	Boston University*	74-76	L
1/28	at Maine*	82-79	W
1/31	New Hampshire*	76-69	W
2/5	at Stony Brook*	73-61	L
2/8	Vermont*	65-67	L
2/11	at Hartford*	73-61	W
2/14	UMBC*	81-78	W
2/18	at Binghamton*	69-57	W
2/22	at Boston University*	68-82	L
2/26	Maine*	99-89	W
2/29	at Albany*	80-62	W
3/6	Hartford AEBU	74-79	L

2004-05 (21-10, 15-3 AE)

NIT First Round
Coach: Ron Everhart
Captains: Jose Juan Barea, Marcus Barnes, Aaron Davis

11/19	Birmingham-So. PM	70-81	L
11/20	Cornell PM	88-85	W
11/27	at Harvard	75-85	L
12/1	at Massachusetts	84-68	W

12/4	Wright State	53-59	L
12/6	at Connecticut	60-97	L
12/8	Detroit	73-68	W
12/21	at Stony Brook*	75-69	W
12/27	at Holy Cross	76-82	L
12/30	Iona	76-61	W
1/2	Binghamton*	75-68	W
1/5	Vermont*	60-75	L
1/9	at Albany*	73-70	W
1/12	at Hartford*	82-69	W
1/15	UMBC*	77-66	W
1/19	Boston University*	77-75	W
1/23	at Maine*	60-67	L
1/26	Stony Brook*	65-56	W
1/30	at Binghamton*	69-59	W
2/2	at New Hampshire*	73-67	W
2/5	at Vermont*	64-72	L
2/9	Hartford*	86-66	W
2/12	at UMBC*	85-55	W
2/16	Maine*	82-51	W
2/20	at Boston University*	63-48	W
2/24	New Hampshire*	88-65	W
2/27	Albany*	70-63	W
3/5	Stony Brook AEB	90-79	W
3/6	Maine AEB	86-73	W
3/12	at Vermont*	57-80	L
3/16	at Memphis NIT	65-90	L

2005-06 (19-11, 12-6 CAA)

Coach: Ron Everhart
Captains: Jose Juan Barea, Aaron Davis, Jeff Farmer, Janon Cole

--



2007-08 (14-17, 9-9 CAA)

Coach: Bill Coen
 Captains: Matt Janning, Mark Washington

11/11	at Illinois.....	55-63	L
11/15	at Maryland.....	72-74+	L
11/19	at Boston University.....	65-58	W
11/24	at Maine.....	70-57	W
11/28	at Rhode Island.....	72-92	L
12/1	James Madison*.....	65-68	L
12/3	at New Hampshire.....	62-57	W
12/6	at Connecticut.....	60-69	L
12/19	Harvard.....	76-73	W
12/22	at Boston College.....	55-57	L
12/30	at Syracuse.....	74-95	L
1/2	at Towson*.....	71-77	L
1/5	Georgia State*.....	64-62	W
1/9	Drexel*.....	79-45	W
1/12	at George Mason*.....	52-80	L
1/16	at William & Mary*.....	53-55	L
1/19	Delaware*.....	73-69+	W
1/23	at UNC Wilmington*.....	69-77	L
1/26	Hofstra*.....	65-70	L
1/30	at Delaware*.....	53-49	W
2/2	at Drexel*.....	63-40	W
2/6	Old Dominion*.....	67-60	W
2/9	William & Mary*.....	51-42	W
2/13	at Hofstra*.....	62-53	L
2/16	at Georgia State*.....	55-57	L
2/20	Va. Commonwealth*.....	62-66	L
2/23	at Holy Cross.....	47-61	L
2/27	at Old Dominion*.....	58-70	L
3/1	George Mason*.....	70-59	W
3/7	James Madison CAA.....	73-55	W
3/8	George Mason CAA.....	52-63	L

2008-09 (19-13, 12-6 CAA)

CBI Quarterfinals
 Coach: Bill Coen
 Captain: Matt Janning

11/11	IUPUI CVC.....	73-60	W
11/12	at Michigan CVC.....	56-76	L
11/15	at Providence.....	70-66	W
11/22	Holy Cross.....	61-49	W
11/25	Boston University.....	75-83	L
11/29	at South Florida.....	37-55	L
12/3	Rhode Island.....	72-85	L
12/6	at James Madison*.....	60-55	W
12/10	at Harvard.....	76-71+	W
12/22	at Indiana.....	55-42	W
12/31	at Memphis.....	48-80	L
1/3	William & Mary*.....	60-44	W
1/5	Hofstra*.....	73-50	W
1/7	at Georgia State*.....	68-54	W
1/10	Towson*.....	68-53	W
1/15	at Delaware*.....	67-47	W
1/17	at Hofstra*.....	52-57	L
1/21	George Mason*.....	58-57	W
1/24	at Old Dominion*.....	58-42	W
1/27	at VCU*.....	68-63	W
1/31	Delaware*.....	73-59	W
2/4	at William & Mary*.....	63-68	L
2/7	UNC Wilmington*.....	77-65	W
2/11	Drexel*.....	58-62	L
2/14	at George Mason*.....	53-64	L
2/18	Georgia State*.....	68-70	L
2/21	at Wright State.....	69-57	W
2/25	at Drexel*.....	47-46	W
2/28	Old Dominion*.....	54-57+	W
3/7	Towson CAA.....	54-58	L
3/17	at Wyoming CBI.....	64-62	W
3/23	at UTEP CBI.....	66-75	L

2009-10 (20-13, 14-4 CAA)

NIT First Round
 Coach: Bill Coen
 Captains: Manny Adako, Baptiste Bataille, Matt Janning

11/17	at Siena.....	53-59	L
11/21	Utah State.....	64-61	W
11/25	at Boston University.....	64-69+	L
11/28	Wright State.....	70-67	W
12/1	Providence.....	72-76	L
12/5	at Drexel*.....	47-49	L
12/10	at Rhode Island.....	76-79	L
12/22	St. Mary's DHC.....	67-78	L
12/23	W. Michigan DHC.....	60-75	L
12/25	SMU DHC.....	73-62	W
12/29	at Santa Clara CCC.....	62-50	W
12/30	Kent State CCC.....	61-58	W
1/2	James Madison*.....	73-61	W
1/4	at VCU*.....	62-57	W
1/7	George Mason*.....	71-46	W
1/9	at Georgia State*.....	66-54	W
1/13	Delaware*.....	59-55	W
1/16	UNC Wilmington*.....	79-56	W
1/20	at Towson*.....	73-48	W
1/23	VCU*.....	74-62	W
1/27	Drexel*.....	48-61	L
1/30	Old Dominion*.....	74-64	W

2/2	at Delaware*.....	67-51	W
2/6	at Hofstra*.....	75-55	W
2/10	Georgia State*.....	62-53	W
2/13	at William & Mary*.....	52-53	L
2/16	at UNC Wilmington*.....	65-56	W
2/20	Louisiana Tech BB.....	67-70	L
2/23	Hofstra*.....	63-72	L
2/27	at George Mason*.....	50-48	W
3/6	Hofstra CAA.....	74-71+	W
3/7	William & Mary CAA.....	45-47	L
3/16	at Connecticut NIT.....	57-59	L

2010-11 (11-20, 6-12 CAA)

Coach: Bill Coen
 Captains: Chaison Allen

11/12	Boston University.....	66-64	W
11/16	at Southern Illinois.....	63-62+	W
11/20	Siena.....	68-84	L
11/27	at Utah State.....	54-56	L
12/1	at Providence.....	72-77	L
12/4	Drexel* TDG.....	58-63	L
12/8	Rhode Island.....	67-79	L
12/22	St. Louis CGC.....	49-71	L
12/23	E. Tennessee St. CGC.....	77-67	W
12/24	Texas State CGC.....	86-78	W
12/29	Princeton UCF.....	63-65	L
12/30	Furman UCF.....	62-75	L
1/3	at James Madison*.....	69-75	L
1/5	at Old Dominion*.....	34-49	L
1/8	Hofstra*.....	67-76	L
1/12	George Mason*.....	60-86	L
1/15	at VCU*.....	64-73	L
1/19	at Delaware*.....	52-54	L
1/22	at Drexel*.....	58-72	L
1/24	William & Mary*.....	70-67	W
1/26	at UNC Wilmington*.....	70-66	W
1/29	Georgia State*.....	70-65	W
2/2	VCU*.....	91-80	W
2/5	at Hofstra*.....	75-78	L
2/9	Towson*.....	82-78	W
2/12	at Georgia State*.....	71-74+	L
2/15	Delaware.....	66-72	L
2/19	at UNC Asheville BB.....	83-82	L
2/24	at George Mason*.....	61-67	L
2/26	UNC Wilmington*.....	78-68	W
3/4	Delaware CAA.....	58-60	L

2011-12 (14-17, 9-9 CAA)

Coach: Bill Coen
 Captains: Jonathan Lee, Joel Smith

11/11	at Boston University.....	82-74+	W
11/14	at Massachusetts.....	67-83	L
11/19	Southern Illinois.....	64-57	W
11/26	at St. John's.....	78-64	W
11/30	at La Salle.....	51-68	L
12/3	Old Dominion*.....	59-69	L
12/6	at Bradley.....	68-79	L
12/18	Princeton.....	62-71	L
12/20	at Louisiana Tech.....	53-56	L
12/22	at N.C. State.....	59-88	L
12/30	at Vermont.....	53-51	W
1/2	at Towson*.....	57-48	W
1/4	UNCW*.....	62-70	L
1/7	at James Madison*.....	68-56	W
1/11	at Hofstra*.....	64-62	W
1/14	William & Mary*.....	64-50	W
1/18	Georgia State*.....	60-57	W
1/21	at Drexel*.....	53-71	L
1/23	at Old Dominion*.....	57-69	L
1/25	Delaware*.....	62-61	W
1/28	Hofstra*.....	58-51	L
2/1	Drexel*.....	53-61	L
2/4	at VCU*.....	56-59	L
2/8	at Georgia State*.....	59-61	L
2/11	at William & Mary*.....	54-79	L
2/14	Towson*.....	70-51	W
2/18	Stony Brook BB.....	69-76	L
2/22	George Mason*.....	85-82+	W
2/25	at Delaware*.....	72-82	L
3/2	William & Mary CAA.....	57-49	W
3/3	VCU CAA.....	65-75	L

2012-13 (20-13, 14-4 CAA)

CAA Regular Season Champions
 NIT First Round
 Coach: Bill Coen
 Captains: Jonathan Lee, Joel Smith

11/9	Boston University.....	65-64	W
11/13	at Princeton.....	67-66	W
11/17	Vermont.....	55-66	L
11/21	vs. UC Riverside AK.....	61-52	W
11/23	vs. Belmont AK.....	74-71	W
11/24	vs. Charlotte AK.....	59-67	L
11/28	Maine.....	73-76	L
12/4	Massachusetts.....	66-72	L
12/8	La Salle.....	64-66	L
12/18	UNC Asheville.....	73-79	L
12/21	at Central Connecticut.....	82-63	W
12/29	at UAB.....	63-83	L

1/3	at George Mason*.....	84-74	W
1/5	UNCW*.....	68-64	W
1/8	at Drexel*.....	63-58+	W
1/12	at Towson*.....	70-59	W
1/16	Hofstra*.....	65-60	W
1/19	at Delaware*.....	74-70	W
1/23	William & Mary*.....	95-91+	W
1/27	George Mason*.....	71-51	W
1/30	Georgia State*.....	73-78	L
2/2	Drexel*.....	59-52	W
2/6	at Hofstra*.....	62-57	W
2/9	at Old Dominion*.....	79-74+	W
2/11	at William & Mary*.....	68-64	L
2/13	Delaware*.....	74-76+	L
2/16	at UNCW*.....	67-73	L
2/20	James Madison*.....	66-64	W
2/27	at Georgia State*.....	90-84+	W
3/2	Old Dominion*.....	74-81	L
3/10	George Mason CAA.....	69-67	W
3/11	at James Madison CAA.....	57-70	L
3/19	at Alabama NIT.....	43-62	L

2013-14 (11-21, 7-9 CAA)

Coach: Bill Coen
 Captains: None

11/10	vs. Boston Univ. CCTH.....	69-72	L
11/13	at Stony Brook.....	66-73	L
11/16	Central Conn. CBT.....	83-69	W
11/21	vs. Georgetown PR.....	63-56	W
11/22	vs. Charlotte PR.....	77-86	L
11/24	vs. Florida State PR.....	60-62	L
11/29	at VCU.....	66-79	L
12/4	Harvard.....	64-72	L
12/7	UAB.....	69-74	L
12/15	at Fairfield.....	60-64	L
12/21	vs. UW Milwaukee WHC.....	62-59	W
12/22	at Tulane WHC.....	62-65	L
12/31	Richmond.....	66-70	L
1/4	at Vanderbilt.....	49-79	L
1/8	UNCW*.....	79-68+	W
1/11	at Drexel*.....	88-93+	L
1/13	Charleston*.....	49-58	L
1/15	at James Madison*.....	56-52	W
1/18	Delaware*.....	70-74	L
1/22	at Towson*.....	57-54	W
1/25	at Hofstra*.....	70-57	W
1/29	James Madison*.....	46-49	L
2/3	at Delaware*.....	67-80	L
2/5	Hofstra*.....	81-73	W
2/8	William & Mary*.....	70-82	L
2/13	at UNCW*.....	45-55	L
2/15	at Charleston*.....	60-44	W
2/20	Towson*.....	70-79	L
2/22	at William & Mary*.....	67-81	L
3/1	Drexel*.....	54-52	W
3/8	vs. Drexel CAAB.....	90-81	W
3/9	vs. Delaware CAAB.....	74-87	L

2014-15 (23-12, 12-6 CAA)

CAA Regular Season Champions
 CAA Tournament Champions
 NCAA First Round
 Coach: Bill Coen
 Captains: None

11/10	vs. Boston University CCTH.....	71-65	W
11/18	at Florida State HOF.....	76-73	W
11/22	vs. Navy HOF.....	68-44	W
11/23	vs. Manhattan HOF.....	65-51	W
11/26	at Massachusetts HOF.....	54-79	L
11/29	Fairfield.....	57-48	W
12/3	at Harvard.....	46-60	L
12/6	Western Michigan.....	81-69	W
12/17	vs. Cal Poly CCC.....	58-60	L
12/20	at Santa Clara CCC.....	78-72	W
12/22	at St. Mary's.....	68-72	L
12/31	at Richmond.....	58-57	W
1/3	at Delaware*.....	72-53	W
1/5	UNCW*.....	68-75	L
1/8	at James Madison*.....	65-59	W
1/10	at Towson*.....	52-49	W
1/14	Hofstra*.....	91-83	W
1/17	Charleston*.....	69-67	W
1/19	Detroit.....	69-81+	L
1/22	James Madison*.....	82-59	W
1/24	at William & Mary*.....	62-78	L
1/28	at Drexel*.....	60-65	L
1/31	Elon*.....	80-61	W
2/4	Towson*.....	69-62	W
2/7	Delaware*.....	68-73	L
2/12	at Hofstra*.....	79-68	W
2/14	at UNCW*.....	61-66	L
2/18	William & Mary*.....	75-64	W
2/21	Drexel*.....	83-73+	W
2/26	at Elon*.....	65-72	L
2/28	at Charleston*.....	65-56	W
3/7	vs. Delaware CAAB.....	67-64	W
3/8	vs. UNCW CAAB.....	78-71	W
3/8	vs. William & Mary CAAB.....	72-61	W
3/19	vs. Notre Dame NCAA.....	65-69	L

2015-16 (18-15, 9-9 CAA)

Coach: Bill Coen
 Captains: Caleb Donnelly, Quincy Ford, Zach Stahl, David Walker

11/13	at Boston University.....	87-84+	W
11/17	Wentworth CBT.....	91-62	W
11/20	vs. Florida Atlantic MABC.....	60-58	W
11/21	vs. Lipscomb MABC.....	70-67	W
11/22	at Miami (OH) MABC.....	61-67	L
11/27	at #15/19 Miami (FL).....	78-77	W
12/2	Harvard.....	80-71	W
12/5	at Detroit.....	73-76	L
12/7	at Western Michigan.....	86-87+	W
12/12	Stony Brook.....	75-62	W
12/19	#1/1 Michigan State.....	58-78	L
12/22	Vermont.....	77-65	W
12/29	at NC State.....	66-72	L
12/31	at Elon*.....	86-79	W
1/2	at UNCW*.....	65-63	W
1/7	Delaware*.....	88-56	W
1/9	at William & Mary*.....	60-78	L
1/14	James Madison*.....	63-75	L
1/16	at Delaware*.....	69-60	W
1/21	Hofstra*.....	92-96+++	L
1/23	Towson*.....	72-79	L
1/28	at Charleston*.....	61-68+	L
1/30	Elon*.....	67-71	L
2/4	William & Mary*.....	77-86	L

HUSKIES BASKETBALL



2/3	UNCW.....	107-100+	W
2/8	at Delaware.....	70-67	W
2/10	at Towson.....	77-62	W
2/15	Drexel.....	75-69	W
2/17	William & Mary.....	69-67	W
2/22	Towson.....	80-75	W
2/25	at Elon.....	81-59	W
3/4	vs. Delaware CAAC.....	74-50	W
3/5	vs. UNCW CAAC.....	79-52	W
3/6	vs. Charleston CAAC.....	76-83+	L

2018-19 (23-11, 14-4 CAA)

CAA Tournament Champions
 NCAA Tournament First Round
 Coach: Bill Coen
 Captains: None

11/6	Boston University.....	74-77	L
11/9	at Harvard.....	81-71	W
11/15	vs. Alabama GCC.....	68-52	W
11/16	vs. Virginia Tech GCC.....	60-88	L
11/18	vs. Davidson GCC.....	59-71	L
11/24	at Davidson.....	69-78	L
11/28	at Bucknell.....	96-78	W
12/1	Eastern Michigan.....	81-67	W
12/4	at Syracuse.....	49-72	L
12/8	Oakland.....	92-83	W
12/16	at Vermont.....	70-75	L
12/21	St. Bonaventure.....	64-59	W
12/28	Drexel.....	93-83	W
12/30	Delaware.....	80-82++	L
1/5	at Hofstra.....	72-75	L
1/10	at Elon.....	81-70+	W
1/12	at William & Mary.....	90-70	W
1/17	Charleston.....	69-60	W
1/19	UNCW.....	88-71	W
1/24	at Towson.....	72-75	L
1/26	at James Madison.....	78-68	W
2/2	Hofstra.....	75-61	W
2/7	William & Mary.....	72-60	W
2/9	Elon.....	72-60+	W
2/14	at UNCW.....	81-77	W
2/16	at Charleston.....	79-88+	L
2/21	James Madison.....	76-60	W
2/23	Towson.....	73-58	W
2/28	at Delaware.....	75-64	W
3/2	at Drexel.....	90-66	W
3/10	vs. UNCW CAAC.....	80-59	W
3/11	vs. Charleston CAAC.....	70-67	W
3/12	vs. Hofstra CAAC.....	82-74	W
3/21	vs. Kansas NCAA.....	53-87	L

2019-20 (17-16, 9-9 CAA)

Coach: Bill Coen

11/5	Boston University.....	72-67	W
11/8	Harvard.....	84-79	W
11/12	at UMass.....	71-80	L
11/16	Old Dominion.....	69-76	L
11/19	at Holy Cross.....	101-44	W
11/25	vs. South Alabama 1x.....	62-74	L
11/26	vs. Drake 1x.....	56-59	L
11/27	vs. Weber State 1x.....	79-69	W
12/4	Maine.....	78-63	W
12/8	Davidson.....	63-70	L
12/17	at Eastern Michigan.....	55-60	L
12/19	at Detroit Mercy.....	74-61	W
12/28	at Towson *.....	61-45	W
12/30	at James Madison *.....	88-72	W
1/2	Elon *.....	77-68	W
1/4	William & Mary *.....	64-66	L
1/9	Hofstra *.....	72-74	L
1/16	at Charleston *.....	79-76	W
1/18	at UNCW *.....	74-76 +	L
1/23	Drexel *.....	85-52	W
1/25	Delaware *.....	74-76	L
1/30	at William & Mary *.....	58-59	L
2/1	at Elon *.....	69-74	L
2/8	at Hofstra *.....	71-75	L
2/13	UNCW *.....	71-63	W
2/15	Charleston *.....	65-51	W
2/20	at Delaware *.....	48-70	L
2/22	at Drexel *.....	77-68	W
2/27	James Madison *.....	77-57	W
3/1	Towson *.....	72-75	L
3/8	vs. No. 3 Towson CAAW.....	72-62	W
3/9	vs. No. 7 Elon CAAW.....	68-60	W
3/10	vs. No. 1 Hofstra CAAW.....	61-70	L

2020-21 (10-9, 8-2 CAA)

Coach: Bill Coen

12/11	at UMass.....	79-94	L
12/13	vs. UMass.....	78-75	W
12/16	at Syracuse.....	56-62	L
12/20	at Old Dominion.....	62-66	L
12/22	at Georgia.....	58-76	L
12/29	at #8 West Virginia.....	51-73	L
1/2	vs. Elon *.....	75-52	W
1/3	vs. Elon *.....	66-58	W
1/7	at Hofstra *.....	81-78 +	W
1/9	vs. Hofstra *.....	67-56	W

1/16	at College of Charlestown *.....	67-62	W
1/17	at College of Charlestown *.....	68-66	W
1/23	vs. James Madison *.....	72-63	W
1/24	vs. James Madison *.....	72-79	L
2/13	at Towson *.....	76-67	W
2/14	at Towson *.....	57-68	L
2/17	at North Carolina.....	62-82	L
3/7	at No. 7 William & Mary CAA63-47.....	67-74	L
3/8	vs. No. 6 Drexel CAA.....	67-74	L

2021-22 (19-22, 2-16 CAA)

Coach: Bill Coen

Captains: Jason Strong, Shaquille Walters

11/9	at Colgate.....	58-65	L
11/12	at Georgia State.....	64-83	L
11/16	Boston University.....	49-48	W
11/19	vs. Duquesne.....	71-55	W
11/21	vs. Southern Illinois.....	59-47	W
11/22	vs. Colorado State.....	61-71	L
11/27	at Harvard.....	57-77	L
11/30	Detroit Mercy.....	66-56	W
12/3	Colgate.....	74-69	W
12/7	Massachusetts.....	82-76	W
12/12	Davidson.....	69-79	L
12/29	at Elon.....	62-79	L
12/31	at William & Mary.....	70-71	L
1/9	at Towson.....	67-70	L
1/11	at James Madison.....	66-89	L
1/15	Drexel.....	68-76	L
1/17	Delaware.....	76-82+	L
1/22	Hofstra.....	50-72	L
1/24	UNCW.....	68-74	L
1/27	at UNCW.....	62-67	L
1/29	at Charleston.....	63-81	L
2/3	James Madison.....	71-76	L
2/5	Towson.....	58-53	W
2/10	at Delaware.....	61-74	L
2/12	at Drexel.....	51-67	L
2/19	at Hofstra.....	73-76	L
2/22	Charleston.....	72-83	L
2/24	William & Mary.....	62-28	W
2/26	Elon.....	54-67	L
3/5	vs. No. 8 W&M CAAW.....	68-63	W
3/6	vs. No. 1 Towson CAAW.....	61-68	L

RESULTS KEY

- + Overtime period
- America East Tournament (home sites)
- * Conference game
- NCAA NCAA Tournament
- AEB America East Tournament (Binghamton, N.Y.)
- AEBU America East Tournament (BU - Boston, Mass.)
- AEH America East Tournament (Hartford, Conn.)
- AED America East Tournament (Newark, Del.)
- AEN America East Tournament (Northeastern - Boston, Mass.)
- AC Atlantic City Classic (Atlantic City, N.J.)
- AIC AIC Holiday Tournament (Springfield, Mass.)
- AK Great Alaska Shootout (Anchorage, Alaska)
- BB ESPN/Sears BracketBusters
- BG at Boston Garden
- BP Beanpot
- BRN Brown Tournament (Providence, R.I.)
- BT Bentley Tournament (Waltham, Mass.)
- CAA CAA Tournament (Richmond (Va.) Coliseum)
- CAAB CAA Tournament (Baltimore (Md.) Arena)
- CAAC CAA Tournament (N. Charleston, S.C.)
- CAAW CAA Tournament (Washington, D.C.)
- CBI College Basketball Invitational
- CBT at Cabot Center
- CC Cotton Classic (Atlanta, Ga.)
- CCC Cable Car Classic (Santa Clara, Calif.)
- CCL Colonial Classic Tournament (Pittsburgh, Pa.)
- CCT Central Conn. Tournament (New Britain, Conn.)
- COTH Coaches vs. Cancer Tripleheader (at TD Garden)
- CDD NCAA College Div. Tournament
- CFT Central Florida Tournament (Orlando, Fla.)
- CGC Cancun Governor's Cup (Cancun, Mexico)
- CHC Champion Holiday Classic (Missoula, Mont.)
- CLC Coors Light Classic (Fresno State - Fresno, Calif.)
- CMC Connecticut Mutual Classic (Hartford, Conn.)
- CT Colonial Tournament (Tufts - Medford, Mass.)
- CVC 2kSports Classic benefiting Coaches vs. Cancer (Ann Arbor, Mich.)
- DHC Diamond Head Classic (Honolulu, Hawaii)
- ER at East Rutherford, N.J.
- FC Fleet Classic (Providence, R.I.)
- FRT Fresno Tournament (Fresno, Calif.)
- FSF Florida Southern Festival (Lakeland, Fla.)
- FT Fairfield Tournament (Fairfield, Conn.)
- FWC Far West Classic (Portland, Ore.)
- GM George Mason Tournament (Fairfax, Va.)
- GBC Golden Bear Classic (Berkeley, Calif.)
- HC Hatter Classic (DeLand, Fla.)
- HI Maui Classic (Maui, Hawaii)
- HOF Hall of Fame Tournament
- ID Boise Tournament (Boise, Idaho)
- IN Hoosier Classic (Bloomington, Ind.)
- IPC Iona Pepsi Classic (New Rochelle, N.Y.)
- IT Iona Tournament (New Rochelle, N.Y.)
- JF Jaycee Festival (Assumption College - Worcester, Mass.)
- JMT James Madison Tournament (Harrisonburg, Va.)
- JT Josten's Tournament (Philadelphia, Pa.)
- LT Lapchick Tournament (St. John's - Queens, N.Y.)
- LV Las Vegas Invitational (Las Vegas, Nev.)
- MABC Men Against Breast Cancer Challenge (Oxford, Ohio)
- MC Maine Classic (Orono, Maine)
- MS Mohegan Sun Classic (New Britain, Conn.)
- NIT National Invitational Tournament
- NM Lobo Classic (Albuquerque, N.M.)
- NS Nova Scotia Tournament (Halifax, Nova Scotia)
- PK PK80 Invitational (Campus Sites)
- PK1 PK80 Invitational (Nashville, Tenn.)
- PM Pepsi-Marist Shootout (Poughkeepsie, N.Y.)
- PR Puerto Rico Tip-Off (San Juan, Puerto Rico)
- RC Rochester Classic (Rochester, N.Y.)
- SB Senior Bowl (Mobile, Ala.)
- SH Scranton Holiday Tournament (Scranton, Pa.)
- SJ San Juan Shootout (San Juan, Puerto Rico)
- ST Siena Tournament (Albany, N.Y.)
- SWC Steve Wright Classic (Boston, Mass.)
- SYR Carrier Classic (Syracuse, N.Y.)
- TDG at TD Garden (Boston, Mass.)
- UCF UCF Holiday Classic (Orlando, Fla.)
- UNO UNO Classic (New Orleans, La.)
- VTT Virginia Tipoff Tournament (Charlottesville, Va.)
- WHC Westin Holiday Classic (Tulane - New Orleans, La.)



OVERTIME RESULTS

Date	Opponent	Result	Site
1928-29	URI	L, 43-39++	Boston
1929-30	URI	L, 34-38+	Boston
2/17/1964	vs. BU	L, 75-80++	Boston(H)-BP
12/12/1972	at West Point	L, 68-70+	West Point
1/9/1975	Vermont	W, 93-91+	Boston
1/29/1976	Bentley	W, 81-80+	Boston
1/22/1977	Vermont	W, 78-77++	Boston
1/29/1977	at Colgate	L, 81-83+	Hamilton
2/21/1977	at Brandeis	W, 80-75+	Waltham
12/20/1978	at Dartmouth	W, 64-57+	Hanover
11/30/1979	vs. Robert Morris	W, 76-73+	Providence-BRN
1/26/1980	Siena	W, 63-60+	Boston
12/2/1980	Marist	W, 86-80+	Boston
1/6/1981	BU	W, 80-78+	Boston (H)
1/10/1981	at Florida Southern	L, 75-80+	Lakeland, Fla-FSF
1/31/1981	at Siena	W, 93-92+	Albany
3/5/1981	vs. Vermont	W, 76-69+	Boston-AEN
3/7/1981	vs. Holy Cross	W, 81-79+	Boston-AEN
3/14/1982	vs. Villanova	L, 72-76+++	Uniondale, N.Y.-NCAA
1/22/1983	Brooklyn	W, 87-85+	Boston
2/15/1983	at Canisius	L, 69-71+	Buffalo
2/26/1983	Holy Cross	L, 74-79+	Boston
1/18/1984	at BC	L, 78-81+	Chestnut Hill
2/4/1984	at Canisius	W, 68-66+	Buffalo
1/28/1985	at Niagara	L, 80-85+	Lewiston
12/27/1985	vs. Duquesne	W, 88-81+	Hartford, Conn.-CMC
12/19/1987	at UCF	W, 76-70+	Orlando
1/16/1988	Niagara	W, 91-85+	Boston
2/17/1988	at Colgate	W, 84-81++	Hamilton
1/25/1990	Vermont	W, 76-73+	Boston
1/27/1990	Hartford	W, 87-82+	Boston
1/8/1991	Niagara	W, 73-66+	Boston
1/6/1994	at Niagara	L, 79-80+	Lewiston
1/27/1994	New Hampshire	L, 62-64+	Boston
2/18/1994	Delaware	L, 85-89++	Boston
2/11/1995	New Hampshire	L, 91-94++	Boston
3/4/1995	vs. Vermont	W, 73-71+	Boston-AEN
12/8/1995	at New Hampshire	L, 90-98++	Durham
2/10/1996	at Hartford	L, 79-82+	Hartford
1/31/1998	at Drexel	W, 71-68++	Philadelphia
11/27/1998	vs. LaSalle	W, 92-85+	Albuquerque, N.M.-NM
12/19/1998	Harvard	L, 75-80+	Boston
2/10/1999	at BU	W, 84-81+	Boston (A)
2/24/2000	Maine	L, 67-70+	Boston
2/8/2001	Delaware	L, 77-81+	Boston
1/20/2002	BU	L, 88-95+	Boston (H)
2/2/2003	at Albany	W, 89-80+	Albany
11/15/2007	at Maryland	L, 72-74+	College Park
1/19/2008	Delaware	W, 73-69+	Boston
12/10/2008	at Harvard	W, 76-71++	Cambridge
2/28/2009	Old Dominion	L, 54-57+	Boston
11/25/2009	at BU	L, 64-69+	Boston (A)
3/6/2010	vs. Hofstra	W, 74-71++	Richmond, Va.-CAA
11/16/2010	at So. Illinois	W, 63-62+	Carbondale
2/12/2011	at Georgia State	L, 71-74+	Atlanta
11/11/2011	at BU	W, 82-74+	Boston (A)
2/22/2012	George Mason	W, 85-82+	Boston
1/8/2013	at Drexel	W, 63-58+	Philadelphia
1/23/2013	William & Mary	W, 95-91++	Boston
2/9/2013	at Old Dominion	W, 79-74+	Norfolk
2/13/2013	Delaware	L, 74-76+	Boston
2/27/2013	at Georgia State	W, 90-84+	Atlanta
1/8/2014	UNCW	W, 79-68+	Boston
1/11/2014	at Drexel	L, 88-93++	Philadelphia
1/19/2015	Detroit	L, 69-81+	Boston
2/21/2015	Drexel	W, 83-73+	Boston
11/13/2015	at Boston University	W, 87-84+	Boston (A)
12/7/2015	at Western Michigan	L, 86-87+	Kalamazoo
1/21/2016	Hofstra	L, 92-96+++	Boston
1/28/2016	at College of Charleston	L, 61-68+	Charleston
2/18/2016	at James Madison	W, 95-94+++	Harrisonburg
1/2/2017	at Drexel	W, 75-70+	Philadelphia
2/23/2017	at Elon	W, 105-104++	Elon
1/13/2018	at UNCW	W, 81-77+	Wilmington
2/23/2017	UNCW	W, 107-100+	Boston
2/23/2017	Charleston	L, 76-83+	N. Charleston
12/30/2018	Delaware	L, 80-82++	Boston
1/10/2019	Elon	W, 81-70+	Elon
2/9/2019	Elon	W, 72-60+	Boston
2/16/2019	Charleston	L, 79-88+	Charleston
1/18/2020	UNCW	L, 74-76+	Wilmington
1/7/2021	Hofstra	W, 81-78+	Hempstead
1/17/2022	Delaware	L, 76-82+	Boston

Record in OT games: 40-27
 Record in 2OT games: 7-7
 Record in 3OT games: 1-2



POSTSEASON HISTORY

NORTHEASTERN RESULTS IN CONFERENCE TOURNAMENT PLAY

1980 - ECAC North

Quarterfinal: Maine 66, Northeastern 52

1981

Semifinal: NORTHEASTERN 76, Vermont 69 (OT)

Final: **NORTHEASTERN 81, Holy Cross 79 (OT)**

1982

Semifinal: NORTHEASTERN 49, Boston University 48

Final: **NORTHEASTERN 82, Niagara 59**

1983

Quarterfinal: HOLY CROSS 65, Northeastern 61

1984 - ECAC North Atlantic

Quarterfinal: NORTHEASTERN 71, Colgate 44

Semifinal: NORTHEASTERN 83, Maine 77

Final: **NORTHEASTERN 85, Canisius 75**

1985

Quarterfinal: NORTHEASTERN 103, Maine 81

Semifinal: NORTHEASTERN 73, Siena 69

Final: **NORTHEASTERN 68, Boston University 67**

1986

Quarterfinal: NORTHEASTERN 82, Vermont 61

Semifinal: NORTHEASTERN 89, Siena 75

Final: **NORTHEASTERN 63, Boston University 54**

1987

Quarterfinal: NORTHEASTERN 85, New Hampshire 71

Semifinal: NORTHEASTERN 89, Siena 79

Final: **NORTHEASTERN 71, Boston University 68**

1988

Quarterfinal: Niagara 70, Northeastern 57 *

1989

Quarterfinal: Northeastern 65, Maine 59 *

Semifinals: Boston Univ. 104, Northeastern 84 *

1990 - North Atlantic Conference

Quarterfinal: Vermont 76, Northeastern 62 *

1991

Semifinal: NORTHEASTERN 74, Hartford 59

Final: **NORTHEASTERN 57, Maine 46**

1992

Quarterfinal: Vermont 74, Northeastern 64

1993

Quarterfinal: Northeastern 91, Vermont 68

Semifinal: Delaware 84, Northeastern 61

1994

Quarterfinal: Drexel 81, Northeastern 71

1995

Quarterfinal: Northeastern 73, Vermont 71 (OT)

Semifinal: Northeastern 91, New Hampshire 70

Final: Drexel 72, Northeastern 52

1996

First Round: Northeastern 71, Hofstra 61 #

Quarterfinal: Boston Univ. 69, Northeastern 54 #

1997 - America East

First Round: Towson 72, Northeastern 69 #

1998

First Round: Northeastern 74, Maine 54 #

Quarterfinal: Boston Univ. 87, Northeastern 77 #

1999

First Round: Northeastern 77, New Hampshire 69 #

Quarterfinal: Drexel 64, Northeastern 56 #

2000

First Round: Boston Univ. 83, Northeastern 57 #

2001

Quarterfinal: Northeastern 74, Drexel 73 #

Semifinal: DELAWARE 110, Northeastern 66 #

2002

Quarterfinal: Boston Univ. 86, Northeastern 76

2003

Quarterfinal: Northeastern 71, Maine 68 &

Semifinal: BOSTON UNIV. 71, Northeastern 61 &

2004

Quarterfinal: Hartford 79, Northeastern 74 &

2005

Quarterfinal: Northeastern 90, Stony Brook 79 %

Semifinal: Northeastern 86, Maine 73 %

Final: Vermont 80, Northeastern 57

2006 - Colonial Athletic Association

First Round: Northeastern 74, James Madison 56 ^

Quarterfinal: Northeastern 71, Old Dominion 63 ^

Semifinal: UNC Wilmington 69, Northeastern 58 ^

2007

First Round: Northeastern 77, Delaware 67 ^

Quarterfinal: Drexel 64, Northeastern 50 ^

2008

First Round: Northeastern 73, James Madison 55 ^

Quarterfinal: George Mason 63, Northeastern 52 ^

2009

Quarterfinal: Towson 58, Northeastern 54 ^

2010

Quarterfinal: Northeastern 74, Hofstra 71 (2OT) ^

Semifinal: William & Mary 47, Northeastern 45 ^

2011

Quarterfinal: Delaware 60, Northeastern 58 ^

2012

First Round: Northeastern 57, William & Mary 49 ^

Quarterfinal: VCU 75, Northeastern 65 ^

2013

Semifinal: Northeastern 69, George Mason 67 ^

Final: James Madison 70, Northeastern 57 ^

2014

Quarterfinal: Northeastern 90, Drexel 81 !

Semifinal: Delaware 87, Northeastern 74 !

2015

Quarterfinal: Northeastern 67, Delaware 64 \$

Semifinal: Northeastern 78, UNCW 71 \$

Final: **Northeastern 72, William & Mary 61 \$**

2016

Quarterfinal: Northeastern 71, Towson 60 \$

Semifinal: UNCW 73, Northeastern 70 \$

2017

Quarterfinal: Towson 82, Northeastern 54 %

2018

Quarterfinal: Northeastern 74, Delaware 50 %

Semifinal: Northeastern 79, UNCW 52 %

Final: Charleston 83, Northeastern 76 (OT) %

2019

Quarterfinal: Northeastern 80, UNCW 59 %

Semifinal: Northeastern 70, Charleston 67 %

Final: **Northeastern 82, Hofstra 74 %**

2020

Quarterfinal: Northeastern 72, Towson 62 +

Semifinal: Northeastern 68, Elon 60 +

Final: Hofstra 70, Northeastern 61 +

2021

Quarterfinal: Northeastern 63, William & Mary 47 °

Semifinal: Drexel 74, Northeastern 67 °

2022

First Round: Northeastern 68, William & Mary 63 +

Quarterfinal: Northeastern 61, Towson 68 +

* - Hartford, Conn.

% - Vestal, N.Y.

- Newark, Del.

& - Walter Brown Arena (Boston, Mass.)

^ - Richmond (Va.) Coliseum

! - Baltimore (Md.) Arena

\$ - Royal Farms Arena (Baltimore, Md.)

% - N. Charleston Coliseum (N. Charleston, S.C.)


+ - Entertainment & Sports Arena (Washington, D.C.)

° - Atlantic Union Bank Center (Harrisonburg, Va.)

CONFERENCE TOURNAMENT SINGLE-GAME RECORDS

Individual

Points	41, J.J. Barea vs. Stony Brook (3/5/05)
Rebounds	21, Dan Callahan vs. Vermont (3/4/95)
Assists	12, J.J. Barea vs. JMU (3/3/06)
Steals	5, Tyson Walker vs. William & Mary(3/7/21)
Blocks	9, Shawn James vs. JMU (3/3/06)
w	
Team	
Points	103, vs. Maine (3/5/85)
Rebounds	61, vs. Vermont (3/6/93)
Assists	26, vs. Maine (3/8/84)
Steals	15, vs. Canisius (3/10/84)
Blocks	10, vs. JMU (3/3/06)



Head coach Jim Calhoun and the legendary Reggie Lewis led the Huskies to three straight NCAA bids from 1984 to 1986.



POSTSEASON HISTORY

NCAA TOURNAMENT HISTORY

Year	Date	Region	Site	Round	Seed	Opponent	Result
1981	3/13	West	El Paso, Texas	1st (48)	11	#6 Fresno State	W, 55-53
	3/15	West	El Paso, Texas	2nd (32)	11	#3 Utah	L, 69-94
1982	3/13	East	Uniondale, N.Y.	1st (48)	11	#6 St. Joseph's	W, 63-62
	3/14	East	Uniondale, N.Y.	2nd (32)	11	#3 Villanova	L, 72-76 (3 ot)
1984	3/14	East	Philadelphia, Pa.	Prelim (53)	11	#11 Long Island	W, 90-87
	3/16	East	East Rutherford, N.J.	1st (48)	11	#6 VCU	L, 69-70
1985	3/15	East	Atlanta, Ga.	1st (64)	14	#3 Illinois	L, 57-76
1986	3/13	East	Greensboro, N.C.	1st (64)	13	#4 Oklahoma	L, 74-80
1987	3/13	East	Syracuse, N.Y.	1st (64)	14	#3 Purdue	L, 95-104
1991	3/15	East	Syracuse, N.Y.	1st (64)	16	#1 North Carolina	L, 66-101
2015	3/19	Midwest	Pittsburgh, Pa.	2nd (64)	14	#3 Notre Dame	L, 65-69
2019	3/21	Midwest	Salt Lake City, Utah	1st (64)	13	#4 Kansas	L, 53-87

NCAA Tournament Opening Round Records

SINGLE GAME, TEAM

Free Throws Made- 28, Northeastern vs. LIU Brooklyn, March 13, 1984

Free Throws Attempted- 36, Northeastern vs. LIU Brooklyn, March 13, 1984

SINGLE GAME, TWO TEAMS

Points- 177, Northeastern (90) vs. LIU Brooklyn (87), March 13, 1984

Field Goals Made- 70, LIU Brooklyn (39) vs. Northeastern (31), March 13, 1984

Field Goals Attempted- 141, LIU Brooklyn (87) vs. Northeastern (54), March 13, 1984

NCAA TOURNAMENT SUPERLATIVES

Appearances	9	VS. OPPONENT	BY SITE	VS. SEEDS
Preliminary Round	1-0			Record
First Round	2-6	1-0 vs. Fresno State (1981)	0-1 at Atlanta, Ga. (1985)	Opponent (Last)
Second Round	0-3	0-1 vs. Illinois (1985)	0-1 at East Rutherford, N.J. (1984)	0-1 North Carolina (1991)
Overall Record	3-8	0-1 vs. Kansas (2019)	0-1 at El Paso, Texas (1981)	0-5 Notre Dame (2015)
		1-0 vs. Long Island (1984)	0-1 at Greensboro, N.C. (1986)	0-2 Kansas (2019)
		0-1 vs. North Carolina (1991)	1-0 at Philadelphia, Pa. (1984)	2-1 VCU (1984)
		0-1 vs. Notre Dame (2015)	0-1 at Philadelphia, Pa. (1984)	1-0 Long Island (1984)
		0-1 vs. Oklahoma (1986)	0-1 at Pittsburgh, Pa. (2015)	
		0-1 vs. Purdue (1987)	0-1 at Salt Lake City, Utah (2019)	WHEN SEEDED
		1-0 vs. St. Joseph's (1982)	0-2 at Syracuse, N.Y. (1987, 1991)	Record
		0-1 vs. Utah (1981)	1-1 at Uniondale, N.Y. (1982)	Year(s)
		0-1 vs. VCU (1984)		#11 3-3 1981, 1982, 1984
		0-1 vs. Villanova (1982)		#13 0-2 1986, 2019
				#14 0-3 1985, 1987, 2015
				#16 0-1 1991

NATIONAL INVITATIONAL TOURNAMENT HISTORY

Year	Date	Region	Site	Round	Seed	Opponent	Result
2005	3/16		Memphis, Tenn.	1 (32)	-	Memphis	L, 65-90
2010	3/16	VT Bracket	Storrs, Conn.	1 (32)	5	#4 Connecticut	L, 57-59
2013	3/19	Bama Bracket	Tuscaloosa, Ala.	1 (32)	8	#1 Alabama	L, 43-62

NATIONAL INVITATIONAL TOURNAMENT SUPERLATIVES

Appearances	3	VS. OPPONENT	BY SITE	VS. SEEDS
First Round	0-3			Record
Overall Record	0-3	0-1 vs. Alabama (2013)	0-1 at Memphis, Tenn. (2005)	Opponent (Last)
		0-1 vs. Connecticut (2010)	0-1 at Storrs, Conn. (2010)	0-1 Alabama (2013)
		0-1 vs. Memphis (2005)	0-1 at Tuscaloosa, Ala. (2013)	0-1 Connecticut (2010)
				WHEN SEEDED
				Record
				Year(s)
				#5 0-1 2010
				#8 0-1 2013

COLLEGE BASKETBALL INVITATIONAL TOURNAMENT HISTORY

Year	Date	Region	Site	Round	Seed	Opponent	Result
2009	3/17	South	Laramie, Wyo.	1 (16)	3	#2 Wyoming	W, 64-62
	3/23	South	El Paso, Texas	2 (8)	3	#4 UTEP	L, 66-75

COLLEGE BASKETBALL INVITATIONAL TOURNAMENT SUPERLATIVES

Appearances	1	VS. OPPONENT	BY SITE	VS. SEEDS
First Round	1-0			Record
Second Round	0-1	0-1 vs. UTEP (2009)	0-1 at El Paso, Texas (2009)	Opponent (Last)
Overall Record	1-1	1-0 vs. Wyoming (2009)	1-0 at Laramie, Wyo. (2009)	0-1 Wyoming (2009)
				WHEN SEEDED
				Record
				Year(s)
				#3 1-1 2009



POSTSEASON HISTORY

1981 - El Paso, Texas (NCAA West Region, 11 Seed)

Northeastern earned its first trip to the NCAA tournament as Perry Moss put up a one-handed shot from half-court with two seconds remaining and hit nothing but net to send the ECAC North title game against Holy Cross into overtime, where the Huskies prevailed, 81-79.

March 13, 1981 - El Paso, Texas

Tied at 53, the Huskies put the ball in Perry Moss' hands once more as they went for the win against Fresno State. Moss drove, the defense collapsed, and he dished to a streaking Chip Rucker, who collected the pass and laid it in with four seconds remaining to lift Northeastern past the heavily-favored Bulldogs.

#11 Northeastern 55, #6 Fresno State 53

VISITORS: #11 Northeastern (24-5)

	FG	FT	REBS	PF	TP
30 D. Leitao f	1-2	0-0	3	1	2
35 C. Rucker f	2-2	0-0	1	4	4
31 C. Heineck c	0-2	0-0	0	1	0
20 P. Harris g	7-14	6-7	3	0	20
4 P. Moss g	6-9	5-8	5	2	17
25 E. Jefferson	3-5	0-0	2	1	6
21 R. Braswell	1-1	0-0	1	3	2
33 M. Halsel	2-2	0-1	0	0	4
22 P. Robinson	0-0	0-0	0	0	0
Team	0-0	0-0	1	0	0
Totals	22-37	11-16	16	12	55

TOTAL FG%: 1st Half: 12-25 48.0% 2nd Half: 10-12 83.3% Final: 22-37 59.5%
Free Throw%: 1st Half: 6-10 60.0% 2nd Half: 5-6 83.3% Final: 11-16 68.8%

HOME: #6 Fresno State (21-4)

	FG	FT	REBS	PF	TP
22 R. Higgins f	10-15	4-4	4	2	24
33 B. Davis f	2-4	1-4	2	2	5
30 P. Verhoeven c	4-7	4-4	5	4	12
12 B. Anderson g	1-1	0-0	2	3	2
21 D. Mason g	4-9	0-0	1	0	8
34 B. Thompson	0-0	2-4	0	1	2
24 D. Sezzi	0-0	0-0	1	1	0
54 J. Weatherspoon	0-0	0-0	0	1	0
Team	0-0	0-0	3	0	0
Totals	21-36	11-16	18	14	53

TOTAL FG%: 1st Half: 14-23 60.9% 2nd Half: 7-13 53.8% Final: 21-36 58.3%
Free Throw%: 1st Half: 8-12 66.7% 2nd Half: 3-4 75.0% Final: 11-16 68.8%

Officials: Jack Savage, Larry Lembo, Charles Vacca

Technical Fouls: None

Attendance: 7,109

Score by Periods	1st	2nd	Total
Northeastern	30	25	55
Fresno State	36	17	53

March 15, 1981 - El Paso, Texas

Danny Vranes shot a perfect 9-9 from the floor, while star forward Tom Chambers netted 21 points to lead Utah past the Huskies in second round action. The Utes blistered the nets, shooting .620 from the floor, while the Huskies managed just .323, led by a combined 44 points from Pete Harris and Perry Moss. The Huskies finished with a 24-6 record.

#3 Utah 94, #11 Northeastern 69

VISITORS: #11 Northeastern (24-6)

	FG	FT	REBS	PF	TP
35 C. Rucker f	2-4	0-1	1	5	4
30 D. Leitao f	0-1	2-4	5	4	2
31 C. Heineck c	0-2	0-1	4	4	0
4 P. Moss g	6-18	8-11	3	2	20
20 P. Harris g	8-21	8-10	3	2	24
25 E. Jefferson	4-12	2-2	2	0	10
21 R. Braswal	0-1	0-0	3	5	0
33 M. Halsel	1-4	1-2	9	5	3
22 P. Robinson	0-2	0-0	0	0	0
32 B. Phillips	1-2	0-2	4	1	2
3 J. Gordon	0-1	2-2	1	1	2
10 R. Ziemba	1-1	0-0	0	0	2
23 A. Lehmann	0-2	0-0	0	0	0
Team	0-0	0-0	3	0	0
Totals	23-71	23-35	39	29	69

TOTAL FG%: 1st Half: 10-31 32.3% 2nd Half: 13-40 32.5% Final: 23-71 32.4%
Free Throw%: 1st Half: 8-11 72.7% 2nd Half: 15-24 62.5% Final: 23-35 65.7%

HOME: #3 Utah (24-4)

	FG	FT	REBS	PF	TP
23 D. Vranes f	9-9	9-11	11	3	27
40 K. Bankowski f	7-11	1-2	6	2	15
42 T. Chambers c	6-9	9-10	12	1	21
20 P. Mannion g	3-6	0-0	2	3	6
3 S. Martin g	3-7	0-2	6	4	6
24 C. Hammer	2-5	0-0	3	5	4
34 A. Robinson	2-4	0-0	4	2	4
11 P. Williams	1-3	0-1	5	1	2
44 C. Winans	1-2	1-4	0	3	3
10 R. McClain	1-1	2-3	0	1	4
14 S. Hill	1-1	0-0	0	1	2
30 S. Folson	0-0	0-0	1	0	0
Team	0-0	0-0	2	0	0
Totals	36-58	22-33	52	26	94

TOTAL FG%: 1st Half: 17-31 54.8% 2nd Half: 19-27 70.4% Final: 36-58 62.1%
Free Throw%: 1st Half: 9-11 81.8% 2nd Half: 13-22 59.1% Final: 22-33 66.7%

Officials: Leonart Wietz; Ed Marroich; Mark Reischling

Technical Fouls: NU Coach Calhoun, Utah Martin, Utah Chambers

Attendance: 8,500

Score by Periods	1st	2nd	Total
Northeastern	28	41	69
Utah	43	51	94

1982 - Uniondale, N.Y. (NCAA East Region, 11 seed)

Northeastern crushed Niagara, 82-59, for the ECAC North crown behind two-time tournament MVP Perry Moss, earning its second straight trip to the NCAA Tournament.

March 12, 1982 - Uniondale, N.Y.

Trailing 56-50, the Huskies, led by Perry Moss (24 points) and Eric Jefferson (18 points), mounted a 13-4 run in the final minutes and hung on for the victory over St. Joseph's at the Nassau Coliseum.

#11 Northeastern 63, #6 St. Joseph's 62

VISITORS: #11 Northeastern (23-6)

	FG	FT	REBS	PF	TP
33 M. Halsel f	3-7	5-9	13	2	11
25 E. Jefferson f	8-11	2-3	3	1	18
30 D. Leitao c	4-6	2-2	4	3	10
4 P. Moss g	9-18	6-7	2	3	24
10 S. Bryant g	0-1	0-0	1	2	0
31 C. Heineck	0-0	0-0	0	0	0
22 P. Robinson	0-0	0-1	1	2	0
21 J. King	0-0	0-0	0	0	0
20 R. Braswell	0-0	0-0	1	1	0
Team	0-0	0-0	5	0	0
Totals	24-43	15-22	30	14	63

TOTAL FG%: 1st Half: 13-24 54.1% 2nd Half: 11-19 57.9% Final: 24-43 55.8%
Free Throw%: 1st Half: 9-12 75.0% 2nd Half: 6-10 60.0% Final: 15-22 68.1%

HOME: #6 St. Joseph's (24-5)

	FG	FT	REBS	PF	TP
44 B. Lajewski f	0-2	4-5	0	2	4
34 L. McFarlan f	11-17	2-3	3	1	24
23 T. Costner c	5-6	0-0	6	5	10
12 J. Clark g	3-8	0-0	0	5	6
13 B. Warrick g	4-16	2-2	2	3	10
30 M. Dearborn	3-4	0-0	7	2	6
10 B. Mitchell	1-1	0-0	0	1	2
Team	0-0	0-0	4	0	0
Totals	27-54	8-10	22	19	62

TOTAL FG%: 1st Half: 15-31 48.3% 2nd Half: 12-23 52.2% Final: 27-54 50.0%
Free Throw%: 1st Half: 6-8 75.0% 2nd Half: 2-2 100.0% Final: 8-10 80.0%

Officials: Howell, Shea, Ballestros

Technical Fouls: None

Attendance: N/A

Score by Periods	1st	2nd	Total
Northeastern	35	28	63
St. Joseph's	36	26	62



POSTSEASON HISTORY

1982 - Uniondale, N.Y. (NCAA East Region, 11 seed)

Northeastern crushed Niagara, 82-59, for the ECAC North crown behind two-time tournament MVP Perry Moss, earning its second straight trip to the NCAA Tournament.

March 14, 1982 - Uniondale, N.Y.

In one of the longest and most amazing games in NCAA tournament history, the Huskies were defeated by Villanova, 76-72, in a triple overtime thriller. Dave Leitao put a hand in the face of 'Nova's Stewart Granger to alter his last second shot in regulation, then put up a shot with 10 seconds left in the first OT, grabbed his own rebound and nearly put it back in for the win as time expired. Eric Jefferson kept the Huskies alive in the second overtime, as he tipped in a Perry Moss miss. However, the Wildcats pulled away in the third overtime, as the two teams tied the record for longest NCAA tournament game.

#3 Villanova 76, #11 Northeastern 72

VISITORS: #11 Northeastern (23-7)

	FG	FT	REBS	PF	TP	
25 E. Jefferson	f	8-17	1-2	11	5	17
33 M. Halsel	f	4-9	2-3	4	2	10
30 D. Leitao	c	4-12	0-2	11	5	8
4 P. Moss	g	14-29	3-4	7	4	31
10 S. Bryant	g	0-0	0-0	0	1	0
22 P. Robinson		1-3	0-0	3	4	2
20 R. Braswell		2-3	0-0	4	3	4
21 J. King		0-1	0-0	0	1	0
Team		0-0	0-0	5	0	0
Totals		33-74	6-11	45	25	72

TOTAL FG%: 1st Half: 14-30 46.6% 2nd Half: 19-44 43.1% Final: 33-74 44.5%
Free Throw%: 1st Half: 4-8 50.0% 2nd Half: 2-3 66.7% Final: 6-11 54.5%

HOME: #3 Villanova (21-7)

	FG	FT	REBS	PF	TP	
4 E. Pinckney	f	4-8	4-6	10	2	12
12 A. Howard	f	3-6	2-2	2	4	8
15 J. Pinone	c	3-9	6-11	8	4	12
10 S. Granger	g	7-11	2-3	2	2	16
13 D. McClain	g	7-11	6-8	1	4	20
2 G. McLain		2-2	0-0	2	0	4
43 J. Sices		1-4	0-0	1	0	2
34 F. Dobbs		1-2	0-0	0	0	2
25 M. Mulquin		0-0	0-0	1	0	0
Team		0-0	0-0	3	0	0
Totals		28-53	20-30	30	16	76

TOTAL FG%: 1st Half: 15-24 62.5% 2nd Half: 13-29 44.8% Final: 28-53 52.8%
Free Throw%: 1st Half: 5-7 71.4% 2nd Half: 15-23 65.2% Final: 20-30 66.7%

Officials: Wirtz, Ball, Herbold
Technical Fouls: NU Moss
Attendance: N/A

Score by Periods	1st	2nd	OT1	OT2	OT3	Total
Northeastern	32	24	2	7	7	72
Villanova	35	21	2	7	11	76

1984 - Philadelphia, Pa./East Rutherford, N.J. (NCAA East Region, 11 seed)

The Reggie Lewis era begins. Northeastern forced 20 Canisius turnovers and received 20 points from Mark Halsel as the Huskies returned to the NCAA tournament for the third time in four years with an 85-75 victory over the Golden Griffins at Matthews Arena.

March 13, 1984 - Philadelphia, Pa.

Northeastern knocked off Long Island, getting 22 points from Wes Fuller and 21 from league Rookie of the Year Lewis. A late-game rally by LIU was thwarted as LIU's Robert Brown put up a jumper for the win, but was rejected by Lewis. The Huskies held on and advanced to the second round for the third time in three tries.

#11 Northeastern 90, #11 Long Island 87

VISITORS: #11 Long Island (16-11)

	FG	FT	REBS	PF	TP	
33 J. Merinether	f	7-19	1-2	7	5	15
40 C. Scurry	f	7-14	0-0	9	5	14
25 V. Wiggins	c	1-4	0-0	3	1	2
10 R. Brown	g	13-25	1-2	4	2	27
14 W. James	g	6-12	3-3	5	5	15
23 W. Jordon		5-12	0-0	3	5	10
31 T. Whitehead		0-1	4-4	3	2	4
15 E. Villanueva		0-0	0-0	0	0	0
12 D. Powell		0-0	0-0	0	0	0
24 S. Townes		0-0	0-0	0	0	0
Team		0-0	0-0	4	0	0
Totals		39-87	9-11	38	25	87

TOTAL FG%: 1st Half: 17-40 42.5% 2nd Half: 22-47 46.8% Final: 39-87 44.8%
Free Throw%: 1st Half: 0-0 0.0% 2nd Half: 9-11 81.8% Final: 9-11 81.8%

HOME: #11 Northeastern (27-4)

	FG	FT	REBS	PF	TP	
33 M. Halsel	f	4-8	2-2	14	4	10
35 R. Lewis	f	8-13	5-7	5	2	21
21 W. Fuller	c	9-13	4-6	8	3	22
3 A. LaFleur	g	4-7	6-8	4	24	14
5 G. Miller	g	4-6	7-9	5	2	15
31 Q. Dale		2-6	4-4	4	1	8
30 P. Robinson		0-1	0-0	0	1	0
Team		0-0	0-0	1	0	0
Totals		31-54	28-36	41	15	90

TOTAL FG%: 1st Half: 19-34 55.9% 2nd Half: 12-20 60.0% Final: 31-54 57.4%
Free Throw%: 1st Half: 10-12 83.3% 2nd Half: 18-24 75.0% Final: 28-36 77.8%

Officials: Beuhl Roach, Sean Lickliter, Roger Parramore
Technical Fouls: NU Halsel
Attendance: N/A

Score by Periods	1st	2nd	Total
Long Island	34	53	87
Northeastern	48	42	90

March 16, 1984 - East Rutherford, N.J.

Virginia Commonwealth shocked NU and went to the Sweet 16 on Rolando Lamb's buzzer-beating jumper from 20 feet. The Huskies set a tournament record by shooting .750 from the floor on the night, led by an astounding 15-for-17 shooting from Lewis (31 points). But the Rams shot .623 overall and eliminated the Huskies, who set a school record with 27 wins on the season.

#6 VCU 70, #11 Northeastern 69

VISITORS: #11 Northeastern (27-5)

	FG	FT	REBS	PF	TP	
33 M. Halsel	f	9-12	1-3	4	0	19
35 R. Lewis	f	15-17	1-4	5	0	31
21 W. Fuller	c	3-5	0-0	3	4	6
3 A. LaFleur	g	1-1	0-0	3	2	2
5 G. Miller	g	2-5	1-2	0	3	5
31 Q. Dale		3-3	0-0	5	1	6
22 P. Robinson		0-1	0-0	0	0	0
Team		0-0	0-0	3	0	0
Totals		33-44	3-9	23	10	69

TOTAL FG%: 1st Half: 17-23 73.9% 2nd Half: 16-21 76.2% Final: 33-44 75.0%
Free Throw%: 1st Half: 2-5 40.0% 2nd Half: 1-4 25.0% Final: 3-9 33.3%

HOME: #6 Virginia Commonwealth (22-6)

	FG	FT	REBS	PF	TP	
22 M. Brown	f	8-12	0-1	4	1	16
30 N. Wake	f	0-0	0-0	0	1	0
43 M. Schlegel	c	8-10	0-0	3	2	16
3 N. Jones	g	1-1	0-0	1	1	2
5 C. Duncan	g	7-15	0-2	5	2	14
15 R. Dickerson		1-2	0-0	0	1	2
33 D. Franco		4-7	2-3	1	2	10
20 R. Lamb		4-6	2-2	2	1	10
Team		0-0	0-0	2	0	0
Totals		33-53	4-8	18	11	70

TOTAL FG%: 1st Half: 16-28 57.1% 2nd Half: 17-25 68.0% Final: 33-53 62.3%
Free Throw%: 1st Half: 2-3 66.7% 2nd Half: 2-5 40.0% Final: 4-8 50.0%

Officials: Paul Galvan, Beuhl Roach, Jerry Donaghy
Technical Fouls: None
Attendance: N/A

Score by Periods	1st	2nd	Total
Northeastern	36	33	69
Fresno State	34	36	70



POSTSEASON HISTORY

1985 - Atlanta, Ga. (NCAA East Region, 14 seed)

Despite a sore wrist, league Player of the Year Reggie Lewis hit his last six shots en route to 29 points to lead the Huskies past rival Boston University, 68-67, in the ECAC North Atlantic final and back into the NCAA Tournament.

March 15 - Lewis, the nation's top-scoring sophomore, had 22 against Illinois, but the Illini rolled to a 19-point win behind 23 points from Ken Norman. Lewis finished the year with an NU-record 748 points.

#3 Illinois 76, #14 Northeastern 57

VISITORS: #14 Northeastern (22-9)

		FG	FT	REBS	PF	TP
31	Q. Dale	f	4-10	2-2	7	4 10
35	R. Lewis	f	11-28	0-0	5	3 22
34	K. McDuffie	c	2-3	2-4	5	2 6
3	A. LaFleur	g	3-6	0-0	1	2 6
10	J. Williams	g	4-6	1-4	1	5 9
21	W. Fuller		0-0	0-0	4	1 0
24	E. McDonald		1-2	0-0	0	1 2
30	G. Corcoran		1-1	0-0	2	1 2
23	S. Evans		1-1	0-0	2	1 2
Team			0-0	0-0	2	0 0
Totals			26-58	5-10	27	19 57

TOTAL FG%: 1st Half: 10-25 40.0% 2nd Half: 16-33 48.5% Final: 26-58 44.8%
Free Throw%: 1st Half: 3-6 50.0% 2nd Half: 2-4 50.0% Final: 5-10 50.0%

HOME: #3 Illinois (21-9)

		FG	FT	REBS	PF	TP
33	K. Norman	f	8-11	7-7	9	1 23
44	A. Welch	f	6-11	1-2	2	2 13
24	E. Winters	c	4-5	3-4	7	1 11
22	D. Altenberger	g	6-10	1-2	3	2 13
25	B. Douglas	g	1-5	1-2	4	2 3
30	S. Meents		2-3	0-1	1	1 4
10	T. Wysinger		2-4	2-2	3	2 6
4	S. Haftner		0-2	1-2	3	0 1
35	R. Woodward		1-1	0-0	0	2 2
Team			0-0	0-0	1	0 0
Totals			30-52	16-22	33	13 76

TOTAL FG%: 1st Half: 14-27 51.9% 2nd Half: 16-25 64.0% Final: 30-52 57.7%
Free Throw%: 1st Half: 7-11 63.6% 2nd Half: 9-11 81.8% Final: 16-22 72.7%

Officials: Jim McDaniels, Bob Sitov, Mike Kouri
Technical Fouls: None
Attendance: N/A

Score by Periods	1st	2nd	Total
Northeastern	23	34	57
Fresno State	35	41	76

1986 - Greensboro, N.C. (NCAA East Region, 13 seed)

Jim Calhoun took league Coach of the Year honors as Northeastern rolled to a 26-5 record. All-America East first-teamers Reggie Lewis and Andre LaFleur combined for 30 points as the Huskies beat Boston University, 63-54, and advanced to the NCAA Tournament for the third straight year.

March 13 - Lewis then scored 35 points and pulled down 15 boards (both Husky records in the tournament), but foul-plagued NU fell to Oklahoma, 80-74. Anthony Bowie led the Sooners with 24 points.

#4 Oklahoma 80, #13 Northeastern 74

VISITORS: #13 Northeastern (26-5)

		FG	FT	REBS	PF	TP
35	R. Lewis	f	12-34	11-13	15	4 35
21	W. Fuller	f	4-8	3-3	7	4 11
34	K. McDuffie	c	2-5	0-0	7	5 4
3	A. LaFleur	g	2-6	4-6	2	4 8
10	J. Williams	g	3-11	2-2	1	5 8
22	E. Skeen		1-4	0-0	2	1 2
24	S. Henriquez		0-1	0-0	1	0 0
20	G. Corcoran		3-5	0-0	6	5 6
33	E. Hall		0-0	0-0	2	1 0
Team			0-0	0-0	4	0 0
Totals			27-74	20-24	46	29 74

TOTAL FG%: 1st Half: 12-36 33.3% 2nd Half: 15-38 39.5% Final: 27-74 36.5%
Free Throw%: 1st Half: 7-8 87.5% 2nd Half: 13-16 81.3% Final: 20-24 83.3%

HOME: #3 Oklahoma (26-8)

		FG	FT	REBS	PF	TP
30	D. Kennedy	f	9-18	3-5	9	4 21
40	C. Watson	f	1-1	0-1	1	4 2
55	D. Johnson	c	7-14	10-14	14	2 24
11	L. Davis	g	0-5	1-2	3	3 1
25	A. Bowie	g	9-17	2-3	3	1 20
20	C. Phipps		1-5	0-0	1	0 2
23	R. Roberts		3-5	4-5	8	5 10
44	D. Sieger		0-0	0-0	0	0 0
Team			0-0	0-0	2	0 0
Totals			30-65	20-30	41	19 80

TOTAL FG%: 1st Half: 13-34 38.2% 2nd Half: 17-31 54.8% Final: 30-65 46.2%
Free Throw%: 1st Half: 6-9 66.7% 2nd Half: 14-21 66.7% Final: 20-30 66.7%

Officials: Armstrong, Shortnacy, Tackett
Technical Fouls: None
Attendance: 7,640

Score by Periods	1st	2nd	Total
Northeastern	31	43	74
Oklahoma	32	48	80

1987 - Syracuse, N.Y. (NCAA East Region, 14 seed)

Reggie Lewis netted 27 points and Andre LaFleur broke the NCAA's all-time assist record as NU earned its fourth straight NCAA berth by defeating Boston University in the league title game for the third consecutive year. The win was NU's 37th straight at home.

March 13 - Purdue won a shootout, 104-95, over NU and new coach Karl Fogel at the Carrier Dome. Lewis scored a team-high 23 points in his final game in a Husky uniform.

#3 Purdue 104, #14 Northeastern 95

VISITORS: #14 Northeastern (27-7)

		FG	FT	REBS	PF	TP
35	R. Lewis	f	5-12	12-16	3	5 23
21	W. Fuller	f	4-10	1-2	6	5 9
34	K. McDuffie	c	3-10	3-5	12	4 9
10	J. Williams	g	4-11	0-0	3	2 10
3	A. LaFleur	g	8-13	6-7	3	4 22
20	D. Lewis		6-13	4-4	4	5 19
30	G. Corcoran		0-3	2-2	2	5 2
22	E. Hall		0-0	1-2	2	4 1
22	W. Skeen		0-0	0-0	0	0 0
Team			0-0	0-0	5	0 0
Totals			30-72	29-38	41	34 95

TOTAL FG%: 1st Half: 14-35 40.0% 2nd Half: 16-37 43.2% Final: 30-72 41.7%
Free Throw%: 1st Half: 11-13 84.6% 2nd Half: 18-25 72.0% Final: 29-38 73.6%

HOME: #3 Oklahoma (25-4)

		FG	FT	REBS	PF	TP
33	T. Mitchell	f	3-9	4-6	5	5 10
20	D. Lee	f	10-14	3-5	13	2 29
35	M. McCants	c	5-9	7-11	7	3 17
23	T. Lewis	g	6-14	7-10	1	2 20
21	E. Stephens	g	6-7	4-4	2	5 18
25	T. Jones		0-0	4-6	2	3 4
30	K. Jones		1-1	0-0	0	2 2
43	J. Arnold		1-3	0-1	5	3 2
12	T. Fisher		0-0	2-2	1	0 2
31	D. Stack		0-0	0-0	0	0 0
Team			0-0	0-0	6	0 0
Totals			32-57	31-45	42	25 104




TOTAL FG%: 1st Half: 17-31 54.8% 2nd Half: 15-26 57.7% Final: 32-57 56.1%
Free Throw%: 1st Half: 4-6 66.7% 2nd Half: 27-39 69.2% Final: 31-45 68.9%

Officials: Don Rutledge, Charles Range, Ed Cartotto
Technical Fouls: NU Bench, Williams; Purdue McCants
Attendance: N/A

Score by Periods	1st	2nd	Total
Northeastern	41	54	95
Fresno State	44	60	104



POSTSEASON HISTORY



1991 - Syracuse, N.Y. (NCAA East Region, 16 seed)

Northeastern made the NCAA tournament for the first time since the Reggie Lewis days, topping Maine at Matthews Arena for the America East title behind 17 points from Ron Lacey and 16 from Dexter Jenkins.

March 15 - Rick Fox and Hubert Davis led juggernaut North Carolina past Northeastern, 101-66, despite 22 points and a game-high nine rebounds from All-America East first team selection Steve Carney. Lacey also chipped in with 12 points while George Robinson dished out eight assists for the Huskies.

#1 North Carolina 101, #16 Northeastern 66

VISITORS: #16 Northeastern (22-11)

	FG	FT	REBS	PF	TP	
40 M. Anderson	f	3-5	3-3	4	5	9
21 R. Lacy	f	5-10	2-2	4	4	12
32 S. Carney	c	9-19	4-4	9	2	22
31 G. Robinson	g	0-5	0-0	3	2	0
12 D. Jenkins	g	4-15	0-1	3	3	9
30 B. Harlee		0-5	0-0	1	4	0
24 L. Hodge		2-3	0-2	0	3	4
23 L. Hough		3-9	0-0	2	2	8
20 A. McBride		0-0	0-0	0	0	0
14 D. Callahan		0-0	0-0	1	0	0
34 M. Brighthaupt		1-1	0-0	1	0	2
22 V. Battle		0-0	0-0	0	0	0
10 E. Spokas		0-0	0-0	0	0	0
Team		0-0	0-0	4	0	0
Totals		27-72	9-12	32	25	66

TOTAL FG%: 1st Half: 13-42 30.9% 2nd Half: 14-30 46.7% Final: 27-72 37.5%
Free Throw%: 1st Half: 2-2 100.0% 2nd Half: 7-10 70.0% Final: 9-12 75.0%

HOME: #1 North Carolina (26-5)

	FG	FT	REBS	PF	TP	
44 R. Fox	f	6-8	2-2	6	0	16
32 P. Chilcutt	f	6-8	0-0	4	0	12
00 E. Montross	c	2-7	1-1	5	2	5
40 H. Davis	g	5-9	5-5	1	1	16
21 K. Rice	g	3-5	2-2	1	1	8
34 G. Lynch		5-6	2-2	7	2	12
5 H. Rodl		2-2	0-5	2	1	4
14 D. Phelps		1-2	0-0	3	0	2
45 C. Rozier		4-8	2-3	4	2	10
31 B. Reese		3-5	0-1	3	0	6
3 P. Sullivan		0-1	0-0	1	0	0
4 K. Harris		0-1	2-2	1	1	2
11 S. Cherry		0-0	0-0	1	0	0
33 K. Salvadori		1-2	4-6	0	0	6
55 M. Wenstrom		1-3	0-0	2	2	2
Team		0-0	0-0	6	0	0
Totals		39-67	20-29	47	12	101

TOTAL FG%: 1st Half: 20-32 62.5% 2nd Half: 19-35 54.3% Final: 39-67 58.2%
Free Throw%: 1st Half: 8-12 66.7% 2nd Half: 12-17 70.6% Final: 20-29 69.0%

Officials: Rick Wolkow, Art McDonald, John Carr
Technical Fouls: None
Attendance: N/A

Score by Periods	1st	2nd	Total
Northeastern	29	37	66
North Carolina	50	51	101

2005 - Memphis, Tenn. (NIT)

March 12 - Northeastern's bid for its eighth trip to the NCAA tournament fell a game short, as Taylor Coppenerath and Vermont defeated the Huskies in the America East Finals, 80-57 in Burlington, Vt. However, a 21-9 overall record earned NU its first-ever trip to the National Invitation Tournament and first-ever at-large postseason bid.

March 16 - Playing without star point guard Jose Juan Barea, the Huskies suffered a 90-65 setback to Memphis at the FedEx Forum. Marcus Barnes scored 19, but the Tigers shot 51.6 percent from the floor in the win.

Memphis 90, Northeastern 65

VISITORS: Northeastern (21-10)

	FG	FT	REBS	PF	TP	
21 S. James	f	4-8	4-4	7	3	12
33 J. Cole	f	1-5	1-2	6	4	3
3 M. Barnes	g	6-14	6-9	3	1	19
11 A. Martinez	g	5-11	1-2	3	4	15
22 B. Kelly	g	1-2	0-0	4	0	2
1 D. Popoola		0-0	0-0	0	0	0
10 J. Kirkland		0-0	0-0	1	3	0
12 A. Davis		3-5	2-2	1	0	10
14 B. Davis		1-5	0-0	3	1	3
15 J. Farmer		0-0	0-2	0	1	0
50 M. Washington		0-2	1-2	2	4	1
Team		0-0	0-0	2	0	0
Totals		21-52	15-23	32	21	65

TOTAL FG%: 1st Half: 8-26 30.8% 2nd Half: 13-26 50.0% Final: 21-52 40.4%
Free Throw%: 1st Half: 4-7 57.1% 2nd Half: 11-16 68.8% Final: 15-23 65.2%

HOME: Memphis (20-15)

	FG	FT	REBS	PF	TP	
11 D. Erwin	f	4-7	2-2	6	1	10
55 A. Barclay	f	4-7	2-3	6	3	10
5 J. Hunt	g	10-15	2-2	7	4	24
23 A. Rice	g	3-9	0-0	2	2	7
35 D. Washington	g	4-7	4-5	1	4	13
1 W. Williams		3-5	0-0	6	3	6
3 A. Thiero		0-0	0-0	0	1	0
10 R. Carney		4-9	4-4	5	0	14
14 S. Njoya		0-0	0-0	0	1	0
15 J. Dorsey		1-5	4-10	4	4	6
Totals		33-64	18-26	37	23	90

TOTAL FG%: 1st Half: 18-37 48.6% 2nd Half: 15-27 55.6% Final: 33-64 51.6%
Free Throw%: 1st Half: 4-5 80.0% 2nd Half: 14-21 66.7% Final: 18-26 69.2%

Officials: John Grobe, Sean Wright, Ron Groover
Technical Fouls: None
Attendance: 7,392

Score by Periods	1st	2nd	Total
Northeastern	23	42	65
Memphis	44	46	90



POSTSEASON HISTORY

2009 - Laramie, Wyo., & El Paso, Texas (CBI)

After a successful regular season and earning the No. 3 seed in the CAA Tournament, the Huskies were upset by No. 11 seed Towson in the quarterfinals. However, after an 18-11 regular season, Northeastern was rewarded with an invitation to the College Basketball Invitational.

March 17, 2009 - Laramie, Wyo.

After traveling over 2,000 miles, the Huskies, playing without All-Conference forward Manny Adako, knocked off Wyoming 64-62 to advance to the CBI quarterfinals. Matt Janning scored 20 points, and Chaiison Allen added 16 as Northeastern became just the 27th non-conference team to ever win at the Cowboys' Arena-Auditorium.

#3 Northeastern 64, #2 Wyoming 62

VISITORS: #3 Northeastern (19-12)

	FG	FT	REBS	PF	TP
11 V. Lima f	1-2	0-1	0	4	2
24 E. Spates f	3-9	1-2	5	4	10
54 N. Ojougboh c	4-7	3-5	9	4	11
3 C. Allen g	4-10	5-7	5	4	16
23 M. Janning g	8-15	2-2	5	2	20
1 E. Etherly f	1-3	0-0	2	0	2
15 B. McDonald	0-1	0-0	0	0	0
20 M. Smith	1-5	0-3	1	0	3
25 B. Bataille	0-1	0-0	0	0	0
33 B. Felix	0-0	0-0	1	1	0
Team	0-0	0-0	5	0	0
Totals	22-53	11-20	33	19	64

TOTAL FG%: 1st Half: 12-29 41.4% 2nd Half: 10-24 41.7% Final: 22-53 41.5%
Free Throw%: 1st Half: 4-6 66.7% 2nd Half: 7-14 50.0% Final: 11-20 55.0%

HOME: #2 Wyoming (19-14)

	FG	FT	REBS	PF	TP
11 A. Muojeke f	4-12	5-5	5	2	16
21 T. Johnson f	2-8	3-4	7	2	7
15 A. Waddell c	5-6	1-5	7	3	11
00 S. Ogirri g	0-3	0-0	3	5	0
23 B. Ewing g	7-14	7-9	5	3	22
25 D. Thiam	0-3	0-0	3	3	0
51 A.J. Davis	3-6	0-1	4	1	6
Team	0-0	0-0	7	0	0
Totals	21-52	16-24	41	19	62

TOTAL FG%: 1st Half: 9-25 36.0% 2nd Half: 12-27 44.4% Final: 21-52 40.4%
Free Throw%: 1st Half: 8-13 61.5% 2nd Half: 8-11 72.7% Final: 16-24 66.7%

Officials: Bo Boroski, Bill Kennedy, Duane Allen

Technical Fouls: None

Attendance: 2,407

Score by Periods	1st	2nd	Total
Northeastern	32	32	64
Fresno State	28	34	62

March 23, 2009 - El Paso, Texas

The Huskies made a 3,000-mile trek to El Paso, Texas to face the UTEP Miners in the CBI quarterfinals, but fell short 75-66. Chaiison Allen scored 26 points, but UTEP shot 49.1 percent from the field and received 26 points from Stefon Jackson and 21 from Randy Culpepper.

#4 UTEP 75, #3 Northeastern 66

VISITORS: #3 Northeastern (19-13)

	FG	FT	REBS	PF	TP
11 V. Lima f	0-0	0-0	0	4	0
24 E. Spates f	3-10	0-0	2	4	9
54 N. Ojougboh c	6-9	1-2	6	1	13
3 C. Allen g	10-18	0-0	7	2	26
23 M. Janning g	7-16	0-0	5	1	16
1 E. Etherly f	1-1	0-1	2	0	2
15 B. McDonald	0-0	0-0	0	0	0
20 M. Smith	0-3	0-0	2	1	0
25 B. Bataille	0-0	0-0	0	1	0
33 B. Felix	0-0	0-0	1	0	0
Team	0-0	0-0	2	0	0
Totals	27-57	1-3	27	14	66

TOTAL FG%: 1st Half: 11-25 44.0% 2nd Half: 16-32 50.0% Final: 27-57 47.4%
Free Throw%: 1st Half: 1-2 50.0% 2nd Half: 0-1 0.0% Final: 1-3 33.3%

HOME: #4 UTEP (20-12)

	FG	FT	REBS	PF	TP
1 A. Moultrie f	6-10	2-2	10	1	14
2 J. Jones f	0-1	0-0	4	2	0
13 W. Portalatin c	0-1	1-2	2	2	1
5 J. Stone g	1-4	1-2	2	1	3
12 S. Jackson g	10-20	4-4	4	1	26
3 R. Culpepper	8-16	2-2	3	1	21
11 B. Ffrench	0-0	0-0	0	2	0
20 I. Gordon	0-0	0-0	0	0	0
21 C. Rashiduddin	0-0	0-0	0	0	0
23 G. McCulley	2-3	4-4	2	1	10
31 E. Munoz	0-0	0-0	0	0	0
Team	0-0	0-0	5	0	0
Totals	27-55	14-16	32	11	75

TOTAL FG%: 1st Half: 14-30 46.7% 2nd Half: 13-25 52.0% Final: 27-55 49.1%
Free Throw%: 1st Half: 4-6 66.7% 2nd Half: 10-10 100% Final: 14-16 87.5%

Officials: Winston Stith, Darron George, Rod Dickson

Technical Fouls: None

Attendance: 7,798

Score by Periods	1st	2nd	Total
Northeastern	27	39	66
UTEP	35	40	75

2010 - Storrs, Conn. (NIT)

March 7 - Northeastern earned its second trip to the National Invitation Tournament in five years after finishing second in the CAA. The Huskies advanced to the CAA Semifinals for the first time under Bill Coen after a double-overtime thriller against Hofstra. In the semi-finals the Huskies fell to William & Mary 47-45, however earned an at-large bid to the NIT.

March 16 - The Huskies faced Big East rival Connecticut at Gampel Pavilion to open the NIT. NU fell 59-57 in a back and forth game as UConn rallied from six down with six minutes remaining. Matt Janning led the Huskies with 17 points in his final game as a Husky to finish fourth all-time in scoring.

#4 Connecticut 59, #5 Northeastern 57

VISITORS: #5 Northeastern (20-13)

	FG	FT	REBS	PF	TP
22 A. Bigby f	0-0	0-0	1	1	3
32 M. Adako f	7-12	0-0	4	3	14
54 N. Ojougboh c	5-7	1-2	7	3	11
3 C. Allen g	3-8	4-6	2	4	10
23 M. Janning g	6-19	2-2	5	2	17
10 K. Black	0-2	0-0	3	3	0
11 V. Lima	0-2	0-0	2	0	0
20 J. Smith	0-0	0-0	0	0	0
21 D. Marshavelski	1-1	0-0	0	0	2
24 M. Muo	0-0	0-0	0	0	0
25 B. Bataille	1-5	1-1	1	2	3
Team	0-0	0-0	2	0	0
Totals	23-56	8-11	27	20	57

TOTAL FG%: 1st Half: 10-29 34.5% 2nd Half: 13-27 48.1% Final: 23-56 41.1%
Free Throw%: 1st Half: 3-4 75.0% 2nd Half: 5-7 71.4% Final: 8-11 72.7%

HOME: #4 Connecticut (18-15)

	FG	FT	REBS	PF	TP
21 S. Robinson f	7-11	0-0	6	2	14
33 G. Edwards f	3-7	2-2	4	0	8
34 A. Oriakhi c	3-5	2-3	9	1	8
11 J. Dyson g	6-13	5-6	3	3	18
15 K. Walker g	1-9	3-6	4	3	5
4 J. Coombs-McDaniel	2-5	1-1	3	3	6
5 A. Majok	0-0	0-0	0	0	0
24 D. Smith	0-0	0-0	1	0	0
35 C. Okwandu	0-0	0-0	1	0	0
Team	0-0	0-0	9	0	0
Totals	22-50	13-18	40	12	59

TOTAL FG%: 1st Half: 12-27 44.4% 2nd Half: 10-23 43.5% Final: 22-50 44.0%
Free Throw%: 1st Half: 10-13 76.9% 2nd Half: 3-5 60.0% Final: 13-18 72.2%

Officials: Mike Stephens, Bryan Kersey, John Gaffney


Technical Fouls: None

Attendance: 5,571

Score by Periods	1st	2nd	Total
Northeastern	26	31	57
Connecticut	34	25	59



POSTSEASON HISTORY



2013 - Tuscaloosa, Ala. (NIT)

March 11 - Northeastern earned its third postseason berth in five years after capturing the CAA regular-season title for the first time in program history. The Huskies advanced to their first CAA tournament championship game after completing an improbably 24-point comeback over George Mason in the semifinals on March 10. The rally was the largest in the history of the program. The Huskies lost in the championship game to James Madison on March 11.

March 19 - Playing in its second National Invitation Tournament in four seasons, Northeastern entered the Tuesday night game at No. 1 seed Alabama as a decided underdog. The Huskies, who endured a 20-hour trip to Tuscaloosa and were without the services of leading-scorer Joel Smith, who was sidelined with an injury, were slow out of the gate. But after a spirited first-half rally and four straight points from senior Jonathan Lee to open the second half, NU trailed by just one. Alabama then held the Huskies scoreless for nearly nine minutes to end the upset bid, defeating Northeastern 62-43.

#1 Alabama 62, #8 Northeastern 43

VISITORS: #8 Northeastern (20-13)

		FG	FT	REBS	PF	TP	
44	R. Spencer	f	4-10	2-4	5	2	10
12	Q. Ford	f	0-6	6-8	9	4	6
14	J. Lee	g	5-11	0-0	4	2	13
2	D. Pollard	g	2-6	0-0	0	2	5
4	D. Walker	g	1-5	0-0	2	0	3
33	Z. Stahl	g	3-4	0-0	0	4	6
11	M. Banegas-Flores		0-2	0-0	2	1	0
24	D. Peck		0-0	0-0	0	1	0
21	D. Marshavelski		0-1	0-0	0	0	0
1	C. Avenant		0-0	0-0	0	0	0
	Team		0-0	0-0	5	0	0
Totals			15-45	8-12	27	16	43

TOTAL FG%: 1st Half: 8-20 40.0% 2nd Half: 7-25 28.0% Final: 15-45 33.3%
Free Throw%: 1st Half: 5-6 83.3% 2nd Half: 3-6 50.0% Final: 8-12 66.7%

HOME: #1 Alabama (22-12)

		FG	FT	REBS	PF	TP	
21	R. Cooper	f	3-7	2-2	3	4	8
14	M. Gueye	c	1-1	0-0	6	3	2
20	L. Randolph	g	6-9	0-1	5	1	13
5	T. Lacey	g	3-8	4-4	2	0	11
12	T. Releford	g	4-12	0-1	5	1	9
32	R. Obasohan		3-8	2-2	0	2	9
15	N. Jacobs		3-3	0-0	6	3	6
24	D. Pollard		2-6	0-0	6	1	4
13	J. Goode		0-0	0-0	1	0	0
25	K. Blackledge		0-1	0-0	0	0	0
33	I. Wilson		0-0	0-0	0	1	0
35	D. Slaughter		0-0	0-0	0	0	0
	Team		0-0	0-0	3	0	0
Totals			25-55	8-10	37	16	62

TOTAL FG%: 1st Half: 11-26 42.3% 2nd Half: 14-29 48.3% Final: 25-55 45.5%
Free Throw%: 1st Half: 4-4 100% 2nd Half: 4-6 66.7% Final: 8-10 80.0%

Officials: Kevin Mathis, Raymond Styons, Glen Tuitt
Technical Fouls: None
Attendance: 2,889

Score by Periods	1st	2nd	Total
Northeastern	23	20	43
Alabama	28	34	62

2015 - Pittsburgh, Pa. (NCAA)

March 9 - Northeastern returned to the NCAA tournament for the first time since 1991 after an impressive postseason sweep in the CAA Tournament. The Huskies, who earned a share of the CAA regular season title, ran through their competition in the CAA tournament en route to their first ever CAA tournament title with a wire-to-wire 72-61 victory over William & Mary in the championship game.

March 19 - In its return to the NCAA tournament for the first time in 24 years, the No. 14-seeded Northeastern men's basketball team was within two points of No. 3 Notre Dame during the game's final minutes on Scott Eatherton's layup off a missed 3-pointer by David Walker, but the Huskies were not able to produce a shot on their final possession as the Fighting Irish held on to defeat NU, 69-65. Eatherton scored 10 of Northeastern's final 22 points of the game.

#3 Notre Dame 69, #14 Northeastern 65

VISITORS: #14 Northeastern (23-12)

		FG	FT	REBS	PF	TP	
43	S. Eatherton	f	7-13	4-6	8	4	18
12	Q. Ford	f	4-9	0-0	5	3	9
4	D. Walker	g	6-13	1-1	4	0	15
33	Z. Stahl	g	4-7	0-0	5	2	8
10	T.J. Williams	g	3-7	1-1	5	1	7
44	R. Spencer		3-4	2-2	2	2	8
15	C. Donnolly		0-2	0-0	1	0	0
20	D. Begley		0-0	0-0	0	0	0
	Team		0-0	0-0	3	0	0
Totals			27-55	8-10	33	12	65

TOTAL FG%: 1st Half: 11-22 50.0% 2nd Half: 16-33 48.5% Final: 27-55 49.1%
Free Throw%: 1st Half: 2-4 50.0% 2nd Half: 6-6 100% Final: 8-10 80.0%

HOME: #3 Notre Dame (30-5)

		FG	FT	REBS	PF	TP	
30	Z. Auguste	f	10-14	5-7	5	4	25
24	P. Connaughton	f	3-7	2-2	1	2	9
22	J. Grant	g	7-12	3-4	3	0	17
11	D. Jackson	g	4-6	0-1	4	0	9
32	S. Vasturia	g	1-3	1-2	1	3	3
35	B. Colson		1-4	2-2	2	3	4
1	A. Torres		1-1	0-0	0	1	2
3	V.J. Beachem		0-0	0-0	0	0	0
	Team		0-0	0-0	1	0	0
Totals			27-47	13-18	17	13	69

TOTAL FG%: 1st Half: 12-22 54.6% 2nd Half: 15-25 60.0% Final: 27-47 57.4%
Free Throw%: 1st Half: 6-8 75.0% 2nd Half: 7-10 70.0% Final: 13-18 72.2%

Officials: Ed Corbett, Michael Irving, Bret Smith
Technical Fouls: None
Attendance: 15,818

Score by Periods	1st	2nd	Total
Northeastern	27	38	65
Notre Dame	31	38	69



POSTSEASON HISTORY



2019 - Salt Lake City, Utah (NCAA)

#4 Kansas 87, #13 Northeastern 53

March 21 - Making its ninth appearance in the NCAA Tournament in program history, the No. 13-seeded Huskies ran into a hot shooting team in No. 4 Kansas, falling in the first round of the national tournament at Vivint Smart Home Arena, 87-53. The Huskies struggled from the floor throughout the night, finishing with a season-low 28 FG% (16-of-57) while being forced to contain Dedric and K.J. Lawson and Devon Dotson, who combined for 56 of the Jayhawks' points. Jordan Roland led the Huskies with 12 points, breaking the program record for single-season threes with 99 in the process, while Bolden Brace added seven points, nine rebounds and four assists.

VISITORS: #13 Northeastern (23-11)

	FG	FT	REBS	PF	TP
12 J. Roland	5-13	0-0	1	12	
22 D. Gresham	2-8	3-4	8	7	
4 V. Pusic	2-13	1-2	1	7	
20 B. Brace	1-5	4-4	9	7	
30 A. Green	1-2	3-6	2	5	
1 S. Occeus	2-6	2-2	2	6	
11 J. Miller	2-3	0-0	1	4	
33 T. Murphy	1-5	0-0	0	3	
13 M. Franklin	0-1	2-2	0	2	
0 J. Strong	0-1	0-0	0	0	
Totals	16-57	15-20	27	53	

TOTAL FG%: 1st Half: 8-31 25.8% 2nd Half: 8-26 30.8% Final: 16-57 28.1%
Free Throw%: 1st Half: 4-7 57.1% 2nd Half: 11-13 84.6% Final: 15-20 75.0%

HOME: #4 Kansas (26-9)

	FG	FT	REBS	PF	TP
1 D. Lawson	9-16	4-4	11	2	25
11 D. Dotson	6-12	5-5	4	2	18
30 O. Agbaji	5-5	2-2	5	3	13
5 Q. Grimes	1-6	0-0	1	2	3
33 D. McCormack	0-0	0-0	5	1	0
13 K.J. Lawson	6-10	0-1	3	2	13
0 M. Garrett	4-6	0-0	5	3	8
44 M. Lightfoot	2-2	0-0	7	1	5
2 C. Moore	1-4	0-0	1	2	2
12 C. Teahan	0-0	0-0	0	0	0
20 G. Luinstra	0-0	0-0	0	1	0
Totals	34-61	11-12	45	19	87

TOTAL FG%: 1st Half: 15-34 44.1% 2nd Half: 19-27 70.4% Final: 34-61 55.7%
Free Throw%: 1st Half: 5-5 100% 2nd Half: 6-7 85.7% Final: 11-12 91.7%

Officials: Bill McCarthy, Tommy Nunez Jr, James Breeding
Technical Fouls: None
Attendance: 16,576

Score by Periods	1st	2nd	Total
Northeastern	25	28	53
Kansas	37	50	87





ALL-TIME LETTERWINNERS

Year indicates the year letter was awarded. (For instance, "79" would be for 1978-79 season.)

-AA-

Abakah, Kwesi (2014-16)
 Abbott, Walter (1933-35)
 Abdullah, Halim (1994)
 Abercrombie, Barry (1988-90)
 Adako, Manny (2007-10)
 Adamowicz, Charles (1932)
 Adams, Changa (1997-00)
 Adams, Dean (1965-67)
 Alexander, John (2000)
 Alexander, Terence (1989-90)
 Allen, Chaisson (2008-11)
 Alston, Donald (1940-42)
 Alvarez, Chris (2008-09)
 Alves, Mario (1944)
 Amedee, Rubens (2001)
 Anderson, Gordon (1950-52)
 Anderson, Marcellus (1989-91)
 Anderson, William (1951-52)
 Aragbaye, Allen (2008-09)
 Arcardi, Attilio (1927-29)
 Austin, Richard (1947-49)
 Avenant, Chris (2011-14)
 Aygar, George (2000-01)
 Ayres, Edward (1952-55)
 Azzone, Michael (1941-43)

-BB-

Bain, Jean (1999-02)
 Bakaler, Arthur (1924-25)
 Baker, Prentis (1996)
 Banegas-Flores, Marco (2012-14)
 Barea, Jose Juan (2003-06)
 Barnes, Dwayne (2000-01)
 Barnes, Harry (1966-68)
 Barnes, Marcus (2004-05)
 Barney, Alphonso (1990-94)
 Baronowski, Peter (1968)
 Barry, Wilbur (1962)
 Bartee, Melvin (1986)
 Barth, William (1933)
 Barone, John (1935-36)
 Barros, John (1972-74)
 Barton, Kenneth (1922-25)
 Basquiat, Enndy (1983, 85-86)
 Bataille, Baptiste (2007-10)
 Bates, Alex (2011-12)
 Battle, Von (1991-92)
 Beale, Donald (1979)
 Bearse, Richard (1921-22, 24)
 Begley, Devon (2015-18)
 Berestecky, John (1986*)
 Benson, Richard (1948)
 Bialkowski, Henry (1935-37)
 Bierenbroodspot, Andrew (1937)
 Bigby, Alwayne (2010, 2012)
 Black, Kauri (2010-12)
 Blair, Thomas (1946-49)
 Blais, Francis (1968-70)
 Blossom, Marcus (1998-01)
 Bocksch, P. David (1963)
 Bond, Cortez (1999-00)
 Bourque, David (1933)
 Boursiquot, Maxime (2016-20)
 Boutin, John (1972-74)
 Bowman, James (1962, 64-65)
 Boyajian, John (1938-39)
 Boyd, Richard (1965)
 Braswell, Roland (1981-84)
 Brauit, Richard (1971-73)
 Braun, Connor (2021-22)
 Breen, George (1943)
 Brem, Dan (1988-92*)
 Brenner, John (1964)
 Brenner, Stanley (1948-49)
 Brace, Bolden (2016-20)
 Brickley, Chris (2006)
 Brighthaupt, Maurice (1989-91)
 Brittan, Toby (2000, 2002)
 Brodsky, Mike (1989-93*)
 Brooks, Richard (1953-56)
 Brown, Anthony (1992-94)
 Brown, Charles (1931-33)
 Brown, Richard (1958-60)
 Brumis, George (1942)
 Bryant, Walter (1982-83)

Burkard, James (1952, 54)
 Butchard, John F. (1946, 49-50)
 Burak, Terrence (1929)
 Burkard, James (1953)
 Burke, James (1961)
 Burke-Bennett, Meshak (2002)
 Burstein, Hyman (1935)

-CC-

Caesar, Herb (1977-79)
 Cahill, William (1951-53)
 Calderara, Orall (1929-30)
 Caligaris, Dave (1975-78)
 Callahan, Dan (1991-93, 95)
 Calloe, Paul (1958-59)
 Carey, Joe (1993-94)
 Carlezon, William (1957)
 Carlson, Fred (1921-22)
 Carmichael, Dana (1975)
 Carney, Steve (1988-91)
 Carter, Kenneth (1960)
 Cappuccio, John S. (1949-50)
 Cassidy, Ellsworth (1939)
 Chandler, Carleton (1967-69)
 Chechames, Arthur (1939-40)
 Chenette, Diane (1981-82*)
 Christensen, Ralph (1930-32)
 Christopher, Arthur (1965-66, 68)
 Church, Kenneth (1933)
 Chute, Kenneth (1959, 62)
 Clancy, John (1953)
 Clark, John (1973-76)
 Clark, Lamont (1997-98)
 Clark, Lloyd (1943)
 Clark, Robert (1959, 61)
 Clark, Terry (1997)
 Clary, Douglas (1976-79)
 Clemente, Arturo (1995-96)
 Cleveland, Adrian (1931-33)
 Coffey, Chris (2005)
 Cohen, Scott (1978-80, 82*)
 Colantonio, Ernest (1940, 42)
 Colby, William (1956-58)
 Cole, Janon (2005-06)
 Coleman, Benjamin (1946, 49)
 Coleman, William (1950)
 Colleran, William (1951)
 Collins, Kerry (1979*)
 Collins, Michael (1974-76*)
 Collins, Tim (1975-77)
 Colman, Albert (1954-55)
 Connors, James (1944)
 Connors, James (1973-75)
 Connolly, James (1937-38)
 Conroy, Francis (1964)
 Constantino, Nicholas (1966-68)
 Cook, Derrick (2018)
 Cookson, R. (1934)
 Corcoran, Gerald (1983, 85-87)
 Cormier, Joseph (1975)
 Cort, Robert (1940)
 Costello, John (1951-53)
 Cotter, E.J. (1922-23)
 Coughlan, Raymond (1930-32)
 Cox, Mario (1996)
 Cox, Richard (1951)
 Coyman, James (1964)
 Cranford, Charles "Ricky" (2001-02)
 Cranouski, William (1924-25)
 Creedon, Joseph (1950-51)
 Creedon, Peter (1949)
 Croll, Irving (1938)
 Cubrilo, Vito (2019-22)
 Curran, Joseph (1957-59)
 Cushman, Warren (1935-36)
 Cyprian, Chris (2006)

Denishenko, Vadim (2003)
 Deubel, Alfred (1975-76)
 Diehl, Charles (1947-50)
 Dillon, Jeffrey (1977-78)
 diScipio, A. Alfred (1945)
 Djogo, Nikola (2022)
 Djossou, Deo (1992-94)
Doherty, Chris (2021-22)
 Doherty, Francis (1944)
 Doherty, William (1957-59)
 Donnelly, Caleb (2015-16)
 Doucette, Donald (1953-54)
 Douglas, James (1948-49)
 Drescher, Darrell (1977-78*)
 Drain, Adam (2003)
 Driscoll, John (1969)
 Driscoll, Gerald (1964)
 Ducey, Peter (1960-61)
 Dugan, Henry (1962-64)
 Duksta, John (1930)
 Dunn, Jesse (2002-04)
 Dvorchak, Michael (1958-60)
 Dyer, Bradford (1937)

-EE-

Eastman, Robert (1953-54)
 Eatherton, Scott (2014-15)
 Eboigbodin, Greg (2020-21)
 Eckhoff, Theodore (1932-33)
 Edwards, Dwight (1988-89)
 Edwards, Kashief (2012)
 Edwards, Scott (1979)
 Emanga, Quirin (2020-22)
 Erickson, John (1957-59)
 Erickson, Leonard (1941-42)
 Etherly, Erik (2009)
 Evans, Steven (1982-85)
 Eversley, Eric (2002)

-FF-

Facey, W.B. (1933)
 Fairbrother, Russell (1922, 24)
 Farmer, Jeff (2005-06)
 Farrar, Robert (1963-65)
 Fasciano, William (1952)
 Ferguson, Arthur (1924)
 Fasciano, William (1951, 53)
 Felix, Ben (2009-11)
 Field, Glen (1967-69)
 Fileman, G.A. (1930)
 Fischette, Matthew (1931)
 Fitzgerald, Raymond (1975-78*)
 Fiumara, Stanley (1968-70)
 Fletcher, A.K. (1929-30)
 Ford, Sajon (2016-17)
 Ford, Thomas (1956)
 Ford, Thomas (1964-65*)
 Forward, Aldrich (1933)
 Francois, Jean (2001)
 Franklin, Myles (2018-20)
 Fraser, Alexander (1935)
 Fraser, Clyde (1992, 94-96)
 Freeman, Albert (1937)
 Freeman, Ralph (1937)
 Fuller, Wes (1984-87)

-GG-

Gallahue, Jeffrey (1970)
 Gantt, Marvin (1989-90)
 Garlick, Eugene (1939-40)
 Gaskell, Janet (1973-74*)
 Gates, Harold (1942)
 Gay, Clarence (1928)
 Giavara, Ken (1987)
 Giordano, Robert (1960-61)
 Glazer, Walter (1944, 46)
 Gleason, Thomas (1938-40)
 Goodwin, Curtis (1928)
 Gordon, Chris (1997)
 Gordon, Jeffrey (1980-81)
 Gosselin, Norman (1946, 49)
 Grant, Cheryl (1986*)
 Green, Anthony (2016-19)
 Green, John (1998-99)
 Greenberg, Jerry (1971*)
 Greer, Larry (1988-89)
 Gregory, Howard (1927-29)

Gregory, Louis (1968-71*)
 Gresham Jr., Donnell (2016-19)
 Grey, Richard (1941)
 Griffin, Edward (1974-75)
 Griffiths, Charles (1961)
 Grinkis, Joseph (1940)
 Grogan, Thomas (1941)
 Grube, Dennis (1978)
 Gunterberg, Johan (2008)
 Gurney, R. (1939)
 Gwazodsky, Julius (1943)

-HH-

Hadley, J'Vonne (2021)
 Hakanson, Richard (1941-42)
 Hall, Ernie (1986-87)
 Halsel, Mark (1981-84)
 HAMILTON, Philip (1928)
 Hammick, Tyrone (2000-01)
 Hancock, Jermaine (2002)
 Harrell, Lonnie (1995-96)
 Harlee, Ben (1991-93, 95)
 Harmon, Edwin (1994-96)
 Harris, Alex (2011)
 Harris, George (1934-36)
 Harris, Kareen (1998-99)
 Harris, Peter (1978-81)
 Hart, Jacob (1935-37)
 Haslett, James (1960)
 Hassell, Richard (1929-31)
 Hastings, Stanley (1938)
 Hatch, Harry (1942)
 Haviland, John (1971-73)
 Hazard, Michael (1976)
 Heard, Jason (2006)
 Heineck, Charles (1980-83)
 Helms, George (1970)
 Hemingway, Peter (1958-59)
 Hennessey, John (1977-78)
 Henriquez, Sheldon (1986-87)
 Henry, Malcolm (1945)
 Hickey, Brian (1982)
 Hicks, Joe (1998)
 Higgins, James (1956)
 Hill, C.J. (2015)
 Hintz, Elmer (1930-32)
 Hobson, Russell (1937)
 Hodge, Leroy (1988-91)
 Hoffman, Norman (1963-64)
 Hogan, Francis (1927-30)
 Holt, John (1942)
 Fitzgerald, James (1953)
 Holtzclaw, Hubert (1985, 87)
 Hough, Lamont (1990-92)
 House, N.H. (1927)
 Hugg, William (1955-56*)
 Hughes, Charles (1975-77)
 Hultgren, Theodore (1942)
 Hunt, Harry (1941)
 Huntington, Clarence (1922-23)
 Hurley, Noah (2003)

-II-


Ilnicki, Dave (2002)

-JJ-


Jachym, Adolph (1932-34)
 Jackson, Francis (1950-51)
 James, Shawn (2005-06)
 Janikas, John (1967)
 Janning, Matt (2007-10)
 Janssen, Julius (1924-27)
 Jans, Michael (1966-67)
 Jasper, John (1962-63)
 Jefferson, Eric (1979-82)
 Jellison, Mark (1971-73)
 Jenkins, Dexter (1988-91)
 Jenkins, Ronald (1980)
 Johnson, Antonio (2002)
 Johnson, Bradford (1933-34)
 Johnson, James (1937)
 Johnson, Robert (1947-48)
 Johnston, Russell (1943)
 Jones, H.O. (1925-26)
 Jordan, Samuel (1972-73)

-KK-


Kamga, Brandon (2016)
 Kearns, William (1954-56)
 Keegan, Robert (1946)




John Barros
 Lettered 1972-74



John Boutin
 Lettered 1972-74



James Connors
 Lettered 1973-75



Mike Jarvis
 Lettered 1966-67
 Former St. John's coach



ALL-TIME LETTERWINNERS

Kelly, Bobby (2004-07)
 Kelly, John Jr. (1963-65)
 Kelly, Walter (1928)
 Kerzner, Harold (1961-62)
 Keyes, Walter (1948-50)
 Keys, Derrell (2003)
 Kiley, Robert (1940)
 King, Jarrett (1982-83)
 Kirkland, Jerome (2005)
 Knight, Gerald (1964-66)
 Kobera, William (1925-28)
 Kozul, Walter (1945, 48)
 Knuepfer, Charles (1921-22)
 Kramer, Stanley (1932-34)
 Krekorian, Kay (1945)
 Kreshpane, Harry (1959)
 Kringe, Terry (1997-00)
 Krypel, Frank (1956-57)

-LL-

Labbadia, John (1945-46)
 Labowicz, Vincent (1938, 41)
 Lacey, Ron (1989-91)
 LaFleur, Andre (1984-87)
 LaFramboise, Stuart (1970-71)
 Lajoie, Ronald (1967)
 Landini, Urban (1949-51)
 Lattimore, Lin (1996-99)
 Laudati, David (1965, 67-68)
 Lawler, Joseph (1941-42)
 Lawler, Joseph (1970-71)
 Lawrence, David (1982-85*)
 Lecy, Kevin (1971-72)
 Lee, Jonathan (2010-13)
 Lee, Kevin (1984-87)
 Lee, Omar (1992)
 Lehan, R.E. (1922)
 Lehman, Andrew (1979-81)
 Lehman, John (1978)
 Leitao, David (1979-82)
 Lengas, Harry (1946)
 Lenz, Steven (1966)
 Leonard, Milton (1939)
 Lewis, Derrick (1987-89)
 Lewis, Earl (1932-34)
 Lewis, Kurt (1969)
 Lewis, Reggie (1984-87)
 Lima, Vinny (2008-11)
 Linell, E.S. (1922)
 Lombard, E.S. (1923)
 Lombardo, Salvatore (1950-51)
 Loughane, Bill (1977-80)
 Lunn, Richard (1968)
 Lyman, Eugene (1925-26)
 Lynch, Robert (1949)

-MM-

Macaulay, Francis (1968)
 MacConnell, George (1968)
 MacDonald, Gilbert (1929-30, 32-33)
 Mack, Tyrone (1997-98)
 MacWilliams, A.E. (1923)
 Magliozzi, L. Anthony (1943, 47-48)
 Mahaffy, Reid (1936)
 Maheras, John (1969-71)
 Mahler, Russell (1944)
 Malloy, Thomas (1949)
 Malvey, John (1962-64)
 Manasas, Albert (1930-32)
 Manteiga, John (1958)
 Manuel, Emanuel (1937, 39)
 Maron, Harold (1941-42, 46)
 Marshall, Jimmy (2014-17)
 Marshavelski, Dinko (2010-11, 2013)
 Marston, Warren (1932)
 Martin, Arthur (1924)
 Martin, Bill (1988)
 Martin, Scott (1995-98)
 Martin, Thomas (1962-64)
 Martinez, Adrian (2003, 2005-07)
 Matthews, Steve (1997)
 McBride, Anthony (1990-91)
 McCabe, R.S. (1928)
 McCallum, N.W. (1924)
McClintock, Glen (2022)
 McDonald, Brian (2007-10)
 McDonald, Ernie (1987)
 McDonald, Robert (1933-34)
 McDonough, Paul (1970-72)
 McDuffie, Kevin (1985-88)

McGrath, William (1944)
 McGraw, John (1996-97)
 McIntosh, Sylvester (1996-97)
 McNaught, James (1965-67)
 Meehan, Frank (1936-38)
 Mellea, Carl J. (1944)
 Melville, Allen (1934-36)
 Melvin, Lateef (2003-04)
 Mercer, James (1977)
 Metro, Christo (1949)
 Milbrandt, Gerhardt (1932-34)
 Militello, Steve (2003)
 Miller, Glen (1983-84)
 Miller, Harold (1996-99)
 Miller, Jeremy (2016-19)
 Minishak, Edward (1972-74)
 Mitchell, William (1941)
 Mochnac, Kyle (2012-16*)
 Modest, John (1967-69)
 Moore, Donald (1942)
 Moore, Charles (1992)
 Moore, William (1969-71)
 Morris, Cleophus (2001)
 Morse, Heath (1934-36)
 Morse, John (1932-34)
 Moss, Perry (1979-82)
 Motley, Keith (1974-77)
 Moxley, James (1970-72)
 Mulkerrin, Joseph (1959)
 Mullins, Richard (1963)
 Muo, Mathiang (2010)
 Murphy, Alex (2017)
 Murphy, Jim (1994)
 Murphy, Robert (1961-62)
 Murphy, Ronald (1952-53)
 Murphy, Tomas (2018-19)
 Murphy, Victor (1942)
 Myers, Karl (1931)

-NN-

Ndukwu, John (1985, 87-89)
 Nelson, Albert (1932)
 Neri, Geno (1950-52)
 Nickerson, Michael (1965-67*)
 Niven, John (1969-71)
 Nlandu, Lunzaya (2002)
 Nolf, Ralph (1924)
 Northrop, Willard (1929-32)
Nwagha, Alexander (2021-22)

-OO-

O'Connor, John (1949)
 Occeus, Shawn (2017-19)
 Ojougboh, Nkem (2008-10)
 Olin, Hilding (1930)
 Oliymyk, Gene (2003)
 O'Neil, Frank (1939-40)
 O'Neil, Vernon (1929)
 Onoprienka, Francis (1934)
 Oppenheim, Arthur (1942)
 O'Rourke, George (1954-56)
 Osgood, Leo (1967-69)
 Ostrander, Henry (1960)
 Owen, Edward (1933-34)

-PP-

Pacelli, Alfred (1946)
 Pajonas, Alphonse (1940-42)
 Papageorge, Sirjohn (1966-67)
 Parker, Alton (1921)
 Parker, Donald (1948)
 Pasquale, Alfred (1952-53)
 Patterson, Laurence (1993, 95)
 Peck, Derrico (2013-14)
 Perreault, William (1944, 1948)
 Perry, Scott (1983*)
 Peterson, Robert (1960)
 Piascik, Stanley (1931-32)
 Pierson, Ryan (2011-12)
 Pike, Robert (1973)
 Pinckney, Shae (2005)
 Phillips, James (1942-43, 1946)
 Phillips, Jerry (1963-65)
 Phillips, Robert (1981-83)
 Phillips, Thomas (1943)
 Piche, Raoul (1959)
 Placzek, Joseph (1927-29)
 Pollard, Demetrius (2012-14)
 Pollard, Jerry (1979-80)
 Polston, Karen (1976*)

Popoola, Dipo (2004-06)
 Porter, David (1976)
 Porter, Kareem (1994-95)
 Porter, Paul (1977)
 Poslushney, Stanley (1941)
 Powell, Jose (1994-96)
 Presper, Stewart (1930-32)
 Preston, John (1933)
 Pumphret, Joseph (1957-58)
 Pusica, Vasa (2018-19)

-QQ-

Quinlan, Edmund (1933-35)

-RR-

Radcliffe, Leroy (1928)
 Rae, Arthur (1926-27)
 Raffone, William (1924-27)
 Rainey, Michael (1999)
 Ramos, Steven (1974-77)
 Randall, Quilinius "Q" (2002)
Randriasalama, To (2022)
 Ranney, Laurence (1928)
 Ranney, Perry (1927-28)
 Ranford, Arthur (1930)
 Rawley, Ralph (1941-42)
 Record, D.L. (1926)
 Renker, Charles (1924-27)
 Rice, Merton (1935-37)
 Riccio, Angelo (1922-23)
 Robbins, Bertrand (1921-22)
 Robbitts, William (1944)
 Roberts, Brenton (1926)
 Roberts, Rah-Shun (1995)
 Robinson, George (1989-91)
 Robinson, M.M. (1923)
 Robinson, Phil (1981-84)
 Robinson, Sylbrin (2002-04)
 Rodenhizer, Alvan (1947-50)
 Rogers, Stanley (1937-39)
 Roland, Jordan (2019-20)
 Rook, Gary (1969-71)
 Rook, Roger (1966-67)
 Root, Clarence (1944)
 Root, Burritt (1922-23)
 Rosary, William (1974-76)
 Rose, Gerald (1970)
 Rubin, Benjamin (1921-23, 25)
 Rubin, Jeffrey (1968-69)
 Rubin, Leonard (1972-74*)
 Rucker, Chip (1978-81)
 Rue, Al (1996)

-TT-

Tansey, E.E. (1926)
Telfort, Jahmyl (2021-22)
 Terry, Cheneault (1988-89)
 Thackaberry, G.N. (1923)
 Thompkins, Howard (1977)
 Thompson, Herbert (1921-22)
 Thornton, Tarone (1989)
 Thorpe, Robert (1942)
 Tierney, Francis (1951-53)
 Tiffany, Herbert (1928-31)
 Tilden, George (1935-36)
 Tinker, Howard (1988)
 Topalian, Kenneth (1959)
 Toucey, Robert (1939-40)
 Trombly, Stephen (1965-67)
 Tsiakos, John (1951)
 Tully, William (1961-63)
 Tyack, Leroy (1924)

-UU-

Urquhart, James (1923-25, 27)

-VV-

Vaughan, Donald (1960)
 Venie, Charles (1949-50)
 Vierstra, William (1959-61)
 Voss, William (1966)

-WW-

Wakeford, John (1952-53)
 Walker, David (2013-16)
 Walker, Jamaar (2002-03)
 Walker, Robert (1938)
 Walker, Tyson (2020-20)
 Wallent, Michael (1966-68)
 Walsh, Francis (1945, 1947-49)
 Walsh, Paul (1974, 76)
 Walters, Shaquille (2018-22)
 Ward, Robert (1954)
 Washburn, Russell (1943)
 Washington, Anthony (1992)
 Washington, Mark (2005-08)
 Watson, Sidney (1952)
 Watts, Frank (1943, 47-48)
 Watts, George (1946, 48)
 Wayler, Bennett (1945)
 Weitzman, Richard (1965-67)
 West, Harold (1921)
 West, Tim (1999-02)
 Wetzler, Joseph (1952-54)
 Whitney, C.A. (1933-34)
 Wilber, Karl (1926)
 Williams, John (1985-88)
 Williams, T.J. (2014-17)
 Wills, Marcus (1996)
 Wilson, Jack (1936-37)
 Wilson, Javorie (2003-04)
 Wilson, Michael (1980)
 Winbourne, George (1949)
 Wojtyasiak, Robert (1965)
 Worobel, John (1936)

Wright, Cornelius (2002-04)
 Wright, Gordon (1936, 38)
 Wright, Marquis (1939-00)
 Wright, Moses (1921)


-YY-

Youmans, D'wan (2004)
 Young, Danny (2012-15*)
 Young, Steven (1971-73)
 Young, William (1958)
 Yuille, George (1989-90)


-ZZ-

Zak, Leroy (1924-25)
 Zapustas, Joseph (1964)
 Ziembra, Russell (1980-81, 83-84)


*Indicates manager



Sylbrin Robinson
 Lettered 2002-04



Paul Swett
 Lettered 1968-70




John Williams
 Lettered 1985-88



NORTHEASTERN BY THE NUMBER



#3 Jimmy Marshall




#5 JJ Barea



#14 Jon Lee



#20 Bolden Brace



#30 Dave Letaio

#00
Jason Strong (19-22)

#0
Derrick Cook (18)
Alex Murphy (17)

#1
Vito Cubrilo (20-22)
Shawn Occesus (17-19)
Chris Avenant (10-14)
Erik Etherly (09)
Dipo Popoola (04-07)
Jermaine Hancock (02)
Rubens Amedee (01)
John Alexander (00)

#2
Glen McClintock (22-pres.)
Tyson Walker (20-21)
Bolden Brace (17-18)
Demetrius Pollard (12-14)
Chris Alvarez (07-09)
D'wan Youmans (04)

#3
Chase Cormier (23-pres.)
J'Vonnie Hadley (21)
Jason Strong (18)
Jimmy Marshall (14-17)
Chaiison Allen (08-11)
Jason Heard (06)
Marcus Barnes (03-05)
Lunzaya Nlandu (02)
Cleophus Morris (01)
Cortez Bond (99-00)
Rod Smith (98)
Rah-Shun Roberts (95-97)
Andre LaFleur (85-87)
Andre Crump (83)
Jeffery Gordon (80-81)
Jerry Pollard (79)

#4
Rashad King (23-pres.)
Vasa Pusica (18-19)
David Walker (13-16)
Chris Cyprian (06)
Javorie Wilson (03-04)
Tim West (98-02)
Al Rue (96)
Terence Alexander (89-90)
Howard Tinker (88)
Hubert Holtzclaw (85-87)
Perry Moss (79-82)
John Clark (73-76)
Mark Jellison (71)
Paul Swett (68-70)
Richard Weitzman (65-67)
John Malvey (62-64)

#5
Jose Juan Barea (03-06)
Jean Bain (98-02)
Terry Clark (97)
Arturo Clemente (95)
Halim Abdullah (94)
Rodney Jackson (87)
Melvin Bartee (86)
John Ndukwu (85, 88-89)
Glen Miller (83-84)
Brian Hickey (82)
Bill Loughane (77-80)
Paul Walsh (74-76)
Kevin Lecy (71-72)
Gerald Rose (70)
Jeffery Rubin (68-69)
James McNaught (65-67)
Gary Kemp (64)

#10
Harold Woods (23-pres.)
Tyreek Scott-Grayson (22)
Greg Eboigbodin (20-21)
T.J. Williams (14-17)
Kauri Black (10-12)
Johan Gunterberg (08)
Jerome Kirkland (05)
Scott Martin (96-98)
Omar Lee (92-93)
John Williams (85-88)
Walter Bryant (82-84)
Russell Ziemba (80-81)
Douglas Clark (76-79)
James Connors (73-75)
James Moxley (70-72)
John Modest (67-69)
Leonard Sorin (65-66)
Henry Dugan (64)

#11
Jahmyl Telfort (21-pres.)
Jeremy Miller (16-19)
Marco Banegas-Flores (12-14)
Vinny Lima (09-11)
Adrian Martinez (03-07)
Arturo Clemente (96)
Jim Murphy (94)
Eric Spokas (92-93)
Dwight Edwards (88-89)
Ken Giavara (87)
Enndy Basquiat (84-86)

#12
Alexander Nwagha (21-pres.)
Jordan Roland (19-20)
Quincy Ford (12-16)
Vinny Lima (09-11)
Aaron Davis (02-06)
Harold Miller (96-99)
Anthony Brown (92-94)
Dexter Jenkins (88-91)

#13
Jared Turner (23-pres.)
Nikola Djogo (22)
Myles Franklin (18-20)
Lonnie Harrell (95-96)

#14
Maxime Boursiquot (17-20)
Jonathan Lee (10-13)
Bennet Davis (04-07)
Toby Brittan (00,02)
Lin Lattimore (96-99)
Dan Callahan (91-94)

#15
Coleman Stucke (21-pres.)
Caleb Donnelly (14-16)
Devin Figueroa (12)
Alex Harris (11)
Brian McDonald (08-10)
Jeff Farmer (05-06)
Derrell Keys (03)
Kareem Harris (98-00)
Chris Gordon (97)
Clyde Fraser (92-96)

#20
Bolden Brace (17-20)
Devon Begley (15-18)
Joel Smith (10-13)
Matt Smith (06-09)
Jamaar Walker (02-03)
Michael Rainey (99)
Tyrone Mack (97-98)
Damon Singletary (92-96)
Anthony McBride (90-91)
Derrick Lewis (87-89)
Andre LaFleur (84)
Enndy Basquiat (83)
Peter Harris (78-81)
James Mercer (77)
Patrick Ryan (74)
Ed Griffin (73)
Gary Rook (70-71)
Jack Maheras (69)
Arthur Christopher (68, 65-66)
Glen Field (67)
Thomas Martin (64)

#21
Guilien Smith (20)
Sajon Ford (15-16)
Dinko Marshavelski (10-13)
Shawn James (05-06)
Adam Drain (04)
Vadim Denishenko (03)
Marcus Wills (96)
Larry Merritt (92)
Ron Lacey (89-91)
Bill Martin (88)
Wes Fuller (84-87)
Jarrett King (82-83)
Ronald Jenkins (80)
Jeffrey Dillon (77-78)
William Rosary (74-76)
Mark Jellison (72-73)
Joseph Del Gardo (71)
Stanley Fiumara (68-70)
Robert Rook (66-67)
John Kelly (64-65)

#22
Quirin Emanga (20-22)
Donnell Gresham Jr. (16-19)
C.J. Hill (14-15)
Alwayne Bigby (10-11)
Bobby Kelly (04-07)
Charles "Ricky" Cranford (01-02)
Terry Kringe (97-00)
Jose Powell (94-96)
Von Battle (91-92)
George Yuille (89-90)
Eric Skeen (85-88)
Phil Robinson (81-84)
Jerry Pollard (80)
Warren Davis (78-79)
Tim Collins (75-77)
Edward Minishak (72-74)
Kevin Shea (69-71)
Harry Barnes (66-68)
Joe Zapustas (64-65)

#23
Joe Pridgen (22-pres.)
Matt Janning (07-10)
Antonio Johnson (02)
Jean Francois (01)
Marquis Wright (99-00)
Joe Hicks (98)
Sylvester McIntosh (96-97)
Scott Martin (94-95)
Lamont Hough (90-93)
Larry Greer (88-89)
Ernie McDonald (87)
Steven Evans (82-85)
Andrew Lehman (78-81)
Paul Porter (77)
Dana Carmichael (75)
John Barros (73-74)
Paul McDonough (70-72)
Gary Rook (69)
David Laudati (66-68)
Jerry Phillips (64-65)

#24
Shaquille Walters (19-22)
Derrico Peck (13-14)
Mathiang Muo (10)
Eugene Spates (07-09)
Chris Coffey (05)
Leroy Hodge (88-91)
Sheldon Henriquez (86-87)
Ernie McDonald (85)
Roland Braswell (81-84)
Michael Wilson (80)
Herb Caesar (77-79)
Michael Hazard (76)
Edward Griffin (74-75)
Joseph DelGardo (72-73)
John Maheras (70-71)
Glen Field (68-69)
Sirjohn Papageorge (66-67)
Stephen Trombly (65)
Fred Ryan (64)



NORTHEASTERN BY THE NUMBER



#32 Manny Adako



#34 Kwesi Abakah



#43 Scott Eatherton

#25

Alex Bates (11-12)
Baptiste Bataille (07-10)
Scott Devine (93)
Joe Carey (91-92, 94)
Marvin Gantt (89-90)
Patrick deBeauport (86-87)
Lonnie Carr (85)
Todd Grain (84)
Hubert Holtzclaw (83)
Eric Jefferson (79-82)
Howard Thompkins (77-78)
David Porter (76)
Joseph Cormier (75)
Dana Skinner (74)
Robert Pike (73)
Smokey Whitman (72)
Stuart LaFramboise (70-71)
Leo Osgood (67-69)
Nick Constantino (66)
John Brenner (64-65)

#30

Anthony Green (16-19)
Ryan Pierson (11-12)
Cornellius Wright (02-04)
Marcus Blossom (98-01)
John McGraw (96-97)
Ben Harlee (91-95)
Cheneault Terry (89)
Gerald Corcoran (83-87)
David Leitao (79-82)
Dennis Grube (78)
Steven Ramos (74-77)
Bill Stanton (73)
John Barros (72)
John Niven (69-71)
Michael Wallent (66-68)
James Bowman (64-65)

#31

Allen Aragbaye (08-09)
Quilninius "Q" Randall (02)
Changa Adams (97-99)
Laurence Patterson (94-95)
Eric Spokas (91) *2 players with the same # jersey in 91
George Robinson (89-91)
John Ndukwu (87)
Quinton Dale (84-85)
Charles Heineck (81-83)
Dave Caligaris (75-78)
Keith Motley (74)
Steven Young (71-73)
Jeffery Gallahue (70)
John Driscoll (69)
Fran Macaulay (68)
Michael Jarvis (65-67)
James Coyman (64)

#32

Connor Braun (20-22)
Alwayne Bigby (11-12)
Manny Adako (07-10)
Jesse Dunn (02-04)
Dwayne Barnes (00-01)
Kareem Porter (94-95)
Charles Moore (92-93)
Steve Carney (88-91)
Kevin Lee (84-87)
Robert Phillips (81-83)
Robert Schoening (78-80)
Charles Hughes (75-77)
John Boutin (72-74)
William Moore (69-71)
Richard Lunn (68)
Ronald Lajoie (67)
Steve Trombly (66)
Norman Hoffman (64-65)

#33

Chris Doherty (21-pres.)
Tomas Murphy (18-20)
Zach Stahl (13-16)
Ben Felix (08-11)
Janon Cole (05-06)
Sylbrin Robinson (02-04)
Changa Adams (00)
Mahad Ali (98)
Mario Cox (96)
Barry Abercombie (88-90)
Erine Hall (86-87)
Mark Halsel (81-84)
Don Beale (79)
John Hennessy (77-78)
Alfred Deubel (74-76)
Richard Brault (71-73)
Francis Blais (68-70)
Dean Adams (65-67)
Fran Ryan (64)

#34

Kwesi Abakah (14-16)
Kashief Edwards (12)
Dave Ilnicki (02)
Tyrone Hammick (99-01)
Lamont Clark (97-98)
Alphonso Barney (92-94)
Maurice Brighthaupt (90-91)
Tarone Thornton (89)
Kevin McDuffie (86-88)
Russ Ziemba (83-84)
Charles Heineck (80)
Scott Edwards (79)
David Sheehan (76-78)
William Stanton (74-75)
John Haviland (72-73)
Peter Flynn (70-71)
Carleton Chandler (67-69)
William Voss (66)
Robert Farrar (64-65)

#35

(Reggie Lewis (84-87)) Retired
Mitch Robinson (82)
Chip Rucker (78-81)
Keith Motley (75-77)
Samuel Jordan (72-74)
Joseph Lawler (70-71)
Dick Hassinger (69)
Kurt Lewis (69)
Nicholas Constantino (66-68)
Gerald Knight (64-66)

#40

Eric Eversley (02)
George Aygar (00-01)
Anthony Washington (92)
Marcellus Anderson (89-91)

#41

Shae Pinckney (05)
Adam Drain (03)

#42

Lateef Melvin (03-04)
Meshak Burke-Bennett (02)
Alaster Spiers (99)
Kirk Salesman (97)
Edwin Harmon (94-96)
Alphonso Barney (90-91)
Maurice Brighthaupt (89)

#43

Scott Eatherton (13-15)

#44

Reggie Spencer (12-15)
Chris Brickley (06)
John Green (98-99)
Steve Matthews (97)
Prentis Baker (96)
Greg Saxton (95)
Deo Djossou (92-94)

#45

Collin Metcalf (23-pres.)
Jesse Dunn (01)

#50

Mark Washington (05-08)

#52

Gene Oliylyk (03-04)

#54

Nkem Ojougboh (07-10)

#55

To Randriasalama (22-pres.)

Uniform Numbers are from 1963-64 roster until present. Any additions can be sent to m.houde@northeastern.edu

Year indicates the year number was worn. (For instance, "79" would be for 1978-79 season.)



NORTHEASTERN BASKETBALL TELEVISION/RADIO SPOT CHART



1 - MASAI TROUTMAN
(muh-sigh)
Fr. | Guard | 6-6 | 194
Frederick, Md.



2 - GLEN McCLINTOCK
Jr. | Guard | 6-2 | 201
Kansas City, Mo.



3 - CHASE CORMIER
Fr. | Guard | 6-2 | 166
Milton, Ga.



4 - RASHAD KING
Fr. | Guard | 6-6 | 198
Evans, Ga.



10 - HAROLD WOODS
Fr. | Guard | 6-5 | 194
Hammond, Ind.



11 - JAHMYL TELFORT
(jah-meal tel-fort)
Jr. | Guard | 6-7 | 224
Boucherville, Quebec



12 - ALEXANDER NWAGHA
(wah-gah)
So. | Forward | 6-8 | 223
Milton, Ontario



13 - JARED TURNER
Fr. | Guard/Forward | 6-8 | 198
Silver Spring, Md.



15 - COLEMAN STUCKE
(stu-kah)
Jr. | Forward | 6-7 | 226
Oakville, Ontario



23 - JOE PRIDGEN
R-Jr. | Guard | 6-5 | 223
Winchendon, Mass.



33 - CHRIS DOHERTY
R-Sr. | Forward | 6-7 | 240
Marlborough, Mass.



45 - COLLIN METCALF
Fr. | Center | 6-9 | 227
Nortof, Germany



55 - TO RANDRIASALAMA
(Too Ran-dre-ah-sah-la-mahn)
So. | Guard | 6-3 | 178
Montreal, Quebec



BILL COEN
Head Coach
17th Season at Northeastern