



2019-20 MEN'S BASKETBALL

9 NCAA TOURNAMENT APPEARANCES | 22 PROS IN COEN ERA | 146 CAA WINS SINCE 2006, BEST IN CAA

MBB CONTACT **SCOTT MacDONALD**

S.MACDONALD@NORTHEASTERN.EDU

100th SEASON

(919) 619-4137

Game

32

**#6 NORTHEASTERN (16-15)
#7 ELON (13-20)**

MONDAY, MARCH 9 | 8:30 P.M.
ENTERTAINMENT & SPORTS ARENA (4,000)

GENERAL INFORMATION

Northeastern University.....Founded in 1898
Location.....Boston, Mass.
Enrollment.....18,640 (undergrad)
Nickname.....Huskies
Colors.....Red and Black
Conference.....Colonial Athletic Association (CAA)
Arena (Capacity).....Matthews Arena (5,066)
Year Opened.....1910
President.....Dr. Joseph Aoun (MIT, '81)
Director of Athletics.....Jeff Konya (Princeton, '95)

BASKETBALL HISTORY

First Year / Record.....1919-20 / 1,249-1,137 (.523)
NCAA Tournament.....9 Appearances (3-9 record)
CAA Titles (joined in 2005).....5
Tournament Titles.....2 (2015, '19)

SCHEDULE

NOVEMBER		EST (TV)
5	at Boston University	W, 72-67
8	HARVARD	W, 84-79
12	at UMass	L, 80-71
16	OLD DOMINION	L, 76-69
19	at Holy Cross	W, 101-44
25	vs. South Alabama - 1	L, 74-62
26	vs. Drake - 1	L, 59-56
27	vs. Weber State - 1	W, 79-69
DECEMBER		
4	MAINE	W, 78-63
7	DAVIDSON	L, 70-63
17	at Eastern Michigan	L, 60-55
19	at Detroit Mercy	W, 74-61
28	at Towson *	W, 61-45
30	at James Madison *	W, 88-72
JANUARY		
2	ELON *	W, 77-68
4	WILLIAM & MARY *	L, 66-64
9	HOFSTRA *	L, 74-72
16	at College of Charleston *	W, 79-76
18	at UNCW *	L, 76-74 (OT)
23	DREXEL *	W, 85-52
25	DELAWARE *	L, 76-74
30	at William & Mary *	L, 59-58
FEBRUARY		
1	at Elon *	L, 74-69
8	at Hofstra *	L, 75-71
13	UNCW *	W, 71-63
15	COLLEGE OF CHARLESTON *	W, 65-51
20	at Delaware *	L, 70-48
22	at Drexel *	W, 77-68
27	JAMES MADISON *	W, 77-57
MARCH		
1	TOWSON *	L, 75-72
8	vs. #3 seed Towson - 2	W, 72-62
9	vs. #7 seed Elon - 2	8:30 p.m. (CBS Sports Net.)

1 = Gulf Coast Showcase, Estero, Fla. at Hertz Arena; 2 = Washington, D.C. at Entertainment & Sports Arena; **HOME**; * = CAA contest

MEDIA INFORMATION

BROADCAST: CBS SPORTS NETWORK

TALENT: Dave Ryan (PxP), Donny Marshall (analyst)

BROADCAST: WBNS 104.9 FM, wrbbsports.com

TALENT: Michael Petillo (PxP), Matt Neiser (analyst), Milton Posner (analyst)

LIVE STATS: CAAstats.com

BE SOCIAL: @GoNUmbasketball

OPENING TIP

• The Huskies are 17-11 all-time in the CAA tournament and are making their third consecutive appearance in the semifinals; NU made at least the semis in 7 of the last 8 years

• Northeastern has won its last two semifinal game appearances and are 4-4 all-time in the semifinals of the CAA

• The Red and Black are 3-3 all-time as the No. 6 seed in the CAA tournament

• NU has a league-best four CAA Championship Game appearances since 2013, winning in 2015 and '19; Charleston, Hofstra, UNCW and William & Mary each have two

• 6 of 9 league losses came by a total of 12 points, and the Huskies finished 1-6 in one-possession games during the CAA season

• Coach **Bill Coen** moved into second all-time in CAA history with 162 wins (postseason+regular season). He trails former George Mason and current Miami (FL) coach Jim Larranaga's 183 wins

• Senior **Jordan Roland** reached 1,000 points in his Northeastern career in just 56 games (18.0 ppg) and is No. 7 in the NCAA in scoring average (22.3); He was named to the Oscar Robertson Trophy Watch List and ESPN.com's Top 25 players earlier this season

• Senior **Bolden Brace** is No. 4 all-time with 223 3-pointers made, and the Huskies are 10-5 this season when he reaches at last 10 points and 4 rebounds

NORTHEASTERN PROBABLE STARTERS (based off last game)

Pos.	No.	Name	Ht./Wt.	Yr.	GP/GS	PPG	RPG	Notes
G	12	Jordan Roland	6-1/171	Sr.-R	31/31	22.3	3.4	7th in NCAA in scoring; 1,464 career pts (1,188 at NU)
G	20	Bolden Brace	6-6/225	Sr.	31/31	10.3	6.6	NU history; #4 in 3s made (223) & #26 in pts (1,150)
G	21	Guilien Smith	6-1/200	Gr.	27/4	3.3	1.1	20 pts vs. JMU (2/27); Leads team in 3FG% (.409)
G	24	Shaquille Walters	6-6/190	So.-R	30/27	7.5	4.0	41 pts, 17 asts and 2 turnovers in last 3 games
F	14	Max Boursiquot	6-5/211	Jr.-R	29/24	8.8	4.8	No. 3 in CAA in FG% (.574); 10+ pts in 9 of last 11 gms

RESERVES

G	00	Jason Strong	6-8/217	So.-R	31/0	3.5	1.8	Scored 14 pts at Hofstra; Career-high 18 at Holy Cross
G	01	Vito Cubrilo	6-4/194	Fr.	9/0	0.3	0.2	Made first-ever 3 vs. JMU
G	02	Tyson Walker	6-0/162	Fr.	29/28	10.7	2.1	32 pts vs. Elon (5th-most by a FR in NU history)
F	10	Greg Eboigbodin	6-9/225	So.-R	29/6	2.5	4.1	Career-high 13 pts vs. Weber State
G	13	Myles Franklin	6-4/170	Jr.	28/0	3.1	1.0	PR 10 pts at Holy Cross, 6 rebs at Eastern Michigan
G	22	Quirin Emanga	6-5/215	Fr.	20/0	1.0	1.0	Shot 43% from 3 in CAA play (3-for-7)

ON THE HARDWOOD



VS.



HUSKIES

126
Bill Coen (14th)
240-212 (.531)
Same

NET RANKINGS
COACH
RECORD
AT SCHOOL

PHOENIX

256
Mike Schrage (1st)
13-20 (.394)
Same

LEADERS (CAA Rank)

PTS Jordan Roland, 22.3 (1st) / Marcus Sheffield II, 18.4 (7th)
REB Bolden Brace, 6.6 (7th) / Hunter Woods, 6.2 (9th)
AST Tyson Walker, 3.5 (7th) / Hunter McIntosh, 3.1 (9th)

INSIDE THE SERIES

OVERALL: NU leads 8-4
AT CAA TOURNAMENT: First Meeting
COEN vs. ELON: 8-4 (.667)
SCHRAGE vs. NU: 1-1 (.500)
OT: NU leads 2-0

ALL-TIME MEETINGS

01/31/15	W	80-61	H	Matthews Arena
02/26/15	L	72-65	A	Alumni Gym
12/31/15	W	86-79	A	Alumni Gym
01/30/16	L	71-67	H	Matthews Arena
01/26/17	L	51-49	H	Matthews Arena
02/23/17	W	105-104 (2OT)	A	Alumni Gym
01/05/18	W	72-60	H	Matthews Arena
02/24/18	W	81-59	A	Schar Center
01/10/19	W	81-70	A	Schar Center
02/09/19	W	72-60 (OT)	H	Matthews Arena
01/02/20	W	77-68	H	Matthews Arena
02/01/20	L	74-69	A	Schar Center

Pronunciation guide

Max Boursiquot	BORE-seh-ko
Vito Cubrilo	vee-toe coo-BREEL-oh
Greg Eboigbodin	ee-BOYG-boh-din
Quirin Emanga	Q-rin ee-MAIN-ga
Myles Franklin	Miles
Tomas Murphy	Thomas
Guilien Smith	Jillian

LAST GAME SUMMARY

NORTHEASTERN 72, TOWSON 62

GAME 31 | Entertainment and Sports Arena |
Washington, D.C. | March 8

Maxime Boursiquot led four Northeastern players in double figures with 16 points, while **Bolden Brace** finished with 15 points and a team-best eight rebounds to lead the sixth-seeded Huskies over No. 3 seed Towson, 72-62, on Sunday night in the Hercules Tires CAA Men's Basketball Championship quarterfinals at the Entertainment and Sports Arena. The Huskies led for nearly 38 minutes and advance to the semifinals for the third consecutive year.

Tyson Walker returned to the lineup after missing the final two regular season games and scored 13 points, adding four assists. **Shaquille Walters** reached double figures for the fourth straight game with 14 points, going 5-for-5 from the free-throw line.

LAST BOX SCORE

VISITORS: Northeastern (16-15, 9-9 CAA)

	POS	MINS	FG	3FG	FT	REBS	PF	A	B	S	TP
14 Max Boursiquot	F	34	7-10	0-0	2-4	5	4	1	1	0	16
24 Shaq Walters	F	34	4-7	1-1	5-5	3	2	2	0	0	14
12 Jordan Roland	G	25	3-10	0-4	2-2	2	4	3	0	1	8
20 Bolden Brace	G	37	5-8	3-6	2-3	8	2	2	0	1	15
21 Guillien Smith	G	24	1-3	0-1	0-1	1	1	3	0	0	2
2 Tyson Walker		29	5-8	1-3	2-2	3	0	4	0	3	13
10 Greg Eboigbodin		9	2-3	0-0	0-0	2	1	0	0	0	4
00 Jason Strong		4	0-1	0-1	0-0	0	0	0	0	0	0
22 Quirin Emanga		3	0-1	0-0	0-0	0	1	0	0	0	0
TOTALS		27-51	5-16	13-17	27	15	15	1	5	72	

1st FG%: 13-23 (56.5%) **2nd FG%:** 14-28 (50.0%) **FG%:** 27-51 (52.9%)
1st 3FG%: 2-4 (50.0%) **2nd 3FG%:** 3-12 (25.0%) **3FG%:** 5-16 (31.3%)
1st FT%: 5-8 (62.5%) **2nd FT%:** 8-9 (88.9%) **FT%:** 13-17 (76.5%)

HOME: Towson (19-13, 12-6 CAA)

	POS	MINS	FG	3FG	FT	REBS	PF	A	S	B	TP
11 Dennis Tunstall	F	31	3-3	0-0	3-4	9	4	1	0	0	9
20 Nakye Sanders	F	18	4-4	0-0	1-2	3	4	0	0	0	9
2 Allen Bertrand	G	20	1-7	0-4	0-0	1	2	2	0	1	2
10 Jason Gibson	G	16	1-3	1-2	2-2	1	3	1	0	0	5
23 Brian Fobbs	G	38	7-15	3-8	4-6	5	0	3	1	0	21
5 Jakigh Dottin		27	4-9	0-0	1-2	3	2	2	0	0	9
25 Nicolas Timberlak		30	1-5	1-4	2-2	5	4	1	2	2	5
32 Charles Thompson		19	1-3	0-0	0-0	3	1	2	0	0	2
TOTALS		22-49	5-18	13-18	32	20	11	3	3	62	

1st FG%: 9-26 (34.6%) **2nd FG%:** 13-23 (56.5%) **FG%:** 22-49 (44.9%)
1st 3FG%: 3-11 (27.3%) **2nd 3FG%:** 2-7 (28.6%) **3FG%:** 5-18 (27.8%)
1st FT%: 2-2 (100.0%) **2nd FT%:** 11-16 (68.8%) **FT%:** 13-18 (72.2%)

Officials: Ron Groover, Jeff Anderson, Justin Porterfield

Technical Fouls: Northeastern-None. Towson-None.

Attendance: 2,718

Score by Periods	1st	2nd	Total
Northeastern	33	39	72
Towson	23	39	62

LAST 5 GAMES | STATS

Northeastern (3-2)

	GP/GS	MIN	FG	FG%	3FG	3FG%	A	TP	AVG
12 Jordan Roland	5/5	33.4	31-69	.449	8-28	.286	8	85	17.0
24 Shaquille Walters	5/5	31.0	21-35	.600	3-6	.500	21	61	12.2
14 Max Boursiquot	5/5	28.6	25-40	.625	0-2	.000	9	54	10.8
20 Bolden Brace	5/5	32.8	16-43	.372	7-28	.250	10	51	10.2
02 Tyson Walker	3/2	26.7	12-26	.462	3-10	.300	10	30	10.0
21 Guillien Smith	5/3	25.6	12-24	.500	6-17	.353	6	31	6.2
00 Jason Strong	5/0	9.0	3-10	.300	2-7	.286	2	10	2.0
10 Greg Eboigbodin	5/0	10.8	5-10	.500	0-2	.000	3	10	2.0
13 Myles Franklin	3/0	9.7	2-6	.333	1-3	.333	1	5	1.7
22 Quirin Emanga	4/0	6.5	2-7	.286	2-4	.500	2	6	1.5
01 Vito Cubrilo	2/0	4.5	1-3	.333	1-2	.500	0	3	1.5




00 | F JASON STRONG

CAREER: 70 GP / 3 GS | 2.9 PPG, 1.5 RPG, 0.4 APG

SEASON: 31 GP / 0 GS | 3.5 PPG, 1.8 RPG, 0.5 APG

Made all 3 shots vs. Delaware (1/25) ... Went 4-for-4 from the FT line vs. Drexel (1/23) ... Grabbed a career-best 9 rebs at Detroit Mercy (12/19) to go with 10 pts ... Set a new career-high with 18 pts at Holy Cross (11/19)



1 | G VITO CUBRILLO

CAREER: First Season

SEASON: 9 GP / 0 GS | 0.3 PPG, 0.2 RPG, 0.1 APG

Made first 3-pointer vs. JMU (2/27) ... Played in 8 games this season ... Born and raised in Croatia ... Member of the U14, U16 and U18 Croatian National Teams



2 | G TYSON WALKER

CAREER: First Season

SEASON: 29 GP / 28 GS | 10.7 PPG, 2.1 RPG, 3.4 APG

Four-time CAA Rookie of the Week (11/11, 11/25, 12/31, 1/6) ... Career-high 32 pts vs. Elon (1/2), making 4-of-7 from long range ... First 20-pt game vs. South Alabama (11/25) ... No. 3 in the CAA in steals (53) ... Named to CAA All-Rookie Team



10 | F GREG EBOIGBODIN

CAREER: 59 GP / 8 GS | 2.3 PPG, 3.3 RPG, 0.3 BPG

SEASON: 29 GP / 6 GS | 2.5 PPG, 4.1 RPG, 0.6 APG

Grabbed 11 boards in first two CAA games at Towson (12/28) and JMU (12/30) ... Scored a career-high 13 pts vs. Weber State (11/27) ... Grabbed a career-best 9 rebs vs. South Alabama (11/25) ... Made his first 19 FTs of the season, now 19-for-21 ... Transfer from Illinois before last season and sat out



12 | G JORDAN ROLAND

CAREER: 135 GP / 66 GS | 10.8 PPG, 2.0 RPG, 1.2 APG

SEASON: 31 GP / 31 GS | 22.3 PPG, 3.4 RPG, 1.7 APG

Surpassed 1,000 pts at NU in 56 games ... Set school record with 42 pts vs. Harvard (11/8) ... Scored 39 pts in opener at BU (11/5) ... Trask Coliseum record 38 pts at UNCW (1/18) ... Leads CAA w/6 30-pt games ... 1,464 career points and 1,188 at NU (#20)



13 | G MYLES FRANKLIN

CAREER: 72 GP / 1 GS | 2.1 PPG, 0.8 RPG, 0.7 APG

SEASON: 28 GP / 0 GS | 3.1 PPG, 1.0 RPG, 1.0 APG

Combined 6-for-6 from the floor vs. Drexel and Delaware ... Grabbed a career-high 6 boards at EMU (12/17) ... Career-high 10 pts and 5 steals at Holy Cross (11/19) ... Career-best 6-for-6 from the FT line vs. Drake (11/26)



14 | F MAXIME BOURSQUOT

CAREER: 93 GP / 58 GS | 6.7 PPG, 4.3 RPG, 1.0 APG

SEASON: 29 GP / 24 GS | 8.8 PPG, 4.8 RPG, 1.1 APG

Career-high tying 18 pts vs. CofC (2/15) on 9-of-11 shooting ... Scored 18 points vs. Delaware (1/25) ... Consecutive double-doubles (10 pts, 10 rebs) at Detroit (12/19) and EMU (12/17) ... No. 3 in CAA with .574 FG percentage ... PR 15 double-figure scoring games



20 | G BOLDEN BRACE

CAREER: 129 GP / 80 GS | 8.9 PPG, 5.2 RPG, 2.2 APG

SEASON: 31 GP / 31 GS | 10.3 PPG, 6.6 RPG, 2.2 APG

No. 4 in program history w/223 3-pointers ... Near triple-double at JMU (12/30) w/16 pts, 8 rebs, 8 asts ... Back-to-Back double-doubles vs. Hofstra (18 pts, 10 rebs) and at Charleston (19 pts, 11 rebs) ... No. 26 on NU all-time scoring list with 1,149 pts (39th player to reach 1,000)



21 | G GUILLIEN SMITH

CAREER: 102 GP / 48 GS | 6.4 PPG, 2.0 RPG, 1.0 APG

SEASON: 27 GP / 4 GS | 3.3 PPG, 1.1 RPG, 0.7 APG

Season-high 20 pts vs. JMU (2/27), going 7-of-11 ... Made 2-of-2 from 3 at Detroit (12/19) ... Went 2-for-4 from long range at EMU (12/17) ... Shooting 41% from 3 this season ... Graduate Transfer from Dartmouth where he made 44 starts in 75 games



22 | F QUIRIN EMANGA

CAREER: First Season

SEASON: 20 GP / 0 GS | 1.0 PPG, 1.0 RPG, 0.2 APG

Shot 43% from 3 in CAA play (3-for-7) ... Blocked a career-best 2 shots vs. Elon (1/2) ... Posted season-high 5 pts and 5 rebs at Holy Cross (11/19) ... Won German National Championship in 2015 & 3x3 National Title in 2018



24 | F SHAQUILLE WALTERS

CAREER: 61 GP / 27 GS | 5.3 PPG, 2.8 RPG, 1.4 APG

SEASON: 30 GP / 27 GS | 7.5 PPG, 4.0 RPG, 2.0 APG

41 pts and 17 asts in last 3 games ... Scored 12 pts in the 2nd half vs. William & Mary (1/4) and finished with season-best 15 ... Had a career night at JMU (12/30), tallying double-double with 12 pts, 12 rebs, 4 asts and 3 stls



32 | F CONNOR BRAUN

CAREER: First Season

SEASON: 0 GP / 0 GS | 0.0 PPG, 0.0 RPG, 0.0 APG

Named All-Region first team after averaging 14.0 points, 10.0 rebounds and 1.0 block per game as a senior in high school ... Led team to a state title in Arizona



33 | F TOMAS MURPHY

CAREER: 68 GP / 12 GS | 7.4 PPG, 2.9 RPG, 0.9 APG

SEASON: 4 GP / 4 GS | 9.3 PPG, 2.8 RPG, 1.5 APG

Has not played since ODU (11/16) due to ankle injury ... Made a career-best 9 field goals and scored 18 pts at UMass (11/12) ... Played for Finnish National Team in the U20 European Championships in the summer of 2016

6-8, 217 | SO.-R | COCONUT CREEK, FLA.

MAJOR: BUSINESS ADMINISTRATION

HIGHS: 18 pts, 9 rebs, 3 asts

6-4, 194 | FR. | ZAGREB, CROATIA

MAJOR: UNDECIDED

HIGHS: 3 pts, 1 rebs, 1 asts, 1 3-ptrs

6-0, 162 | FR. | WESTBURY, N.Y.

MAJOR: GENERAL STUDIES

HIGHS: 32 pts, 5 rebs, 6 asts, 4 3-ptrs

6-9, 225 | SO.-R | BENIN CITY, NIGERIA

MAJOR: COMMUNICATION STUDIES

HIGHS: 13 pts, 9 rebs, 3 asts, 3 blks

6-1, 171 | SR. | SYRACUSE, N.Y.

MAJOR: CORP./ORG. COMMUNICATIONS

HIGHS: 42 pts, 7 rebs, 8 3-ptrs

6-4, 170 | JR. | BREA, CALIF.

MAJOR: PSYCHOLOGY

HIGHS: 10 pts, 6 rebs, 5 asts, 2 stls

6-5, 211 | JR.-R | OTTAWA, ONTARIO

MAJOR: BIOLOGY

HIGHS: 18 pts, 13 rebs, 5 asts

6-6, 225 | SR. | SANTA BARBARA, CALIF.

MAJOR: PROJECT MANAGEMENT

HIGHS: 40 pts, 14 rebs, 9 asts, 10 3-ptrs

6-1, 200 | SR.-G | BOSTON, MASS.

MAJOR: INTERNATIONAL BUSINESS

HIGHS: 29 pts, 6 rebs, 5 asts

6-5, 215 | FR. | NECKAR, GERMANY

MAJOR: GENERAL STUDIES

HIGHS: 5 pts, 5 rebs, 1 asts, 1 3-ptr

6-6, 190 | JR. | LONDON, ENGLAND

MAJOR: COMMUNICATIONS

HIGHS: 20 pts, 12 rebs, 9 asts, 3 stls

6-9, 200 | FR. | TEMPE, ARIZ.

MAJOR: BUSINESS ADMINISTRATION

HIGHS: 0 pts, 0 rebs, 0 asts, 0 3-ptrs

6-8, 230 | JR. | WAKEFIELD, R.I.

MAJOR: PSYCHOLOGY

HIGHS: 21 pts, 12 rebs, 7 assts

HUSKIES BY THE NUMBERS ...

1

The Huskies have held the best RPI ranking of any New England school over the last two years (2017-19).

2

Head Coach **Bill Coen** ranks 2nd all-time in program history with 240 wins. Jim Calhoun (1972-86) holds the record with 250 career wins.

9

The Huskies made their 9th NCAA tournament appearance in 2019 after winning the CAA tournament.

40

Number of 1,000 point scorers in program history.

42

Jordan Roland's 42 points set a new single-game school record in a win over Harvard in the home opener at Matthews Arena.

87

Conference wins over the last 8 years, most by any CAA school.

99

Jordan Roland set a new all-time single-season school record in 3-pointers made last season.

100

Men's Basketball seasons at Northeastern University.

162

CAA wins by **Bill Coen**, No. 2 all-time in CAA history for wins (postseason+regular season) behind former George Mason Coach Jim Larranaga (183).

217

Consecutive games that Northeastern has connected on a 3-pointer, dating back to the 2013-14 season.

1,000

Jordan Roland and **Bolden Brace** have both reached the milestone this season.

1,249

All-time wins in Northeastern men's basketball history. This marks the 100th season for the Huskies.

A WIN ON MONDAY NIGHT WOULD ...

- Give the Huskies their third straight championship game appearance
- Be the fifth CAA title game appearance since 2013, most by any school
- Improve Northeastern to 5-4 all-time in semifinal games
- Advance NU's winning streak to five in the CAA tournament

AT THE CAA TOURNAMENT

- This will be the 15th CAA tournament for the Huskies (17-11 all-time)
- Northeastern is 3-1 in its last four semifinal games
- The Huskies are 4-4 all-time in the CAA semifinals
- NU has made a league-best four CAA championship games since 2013
- The Huskies are 9-4 since 2015 in the CAA tournament

HUSKIES LEAD THE CAA IN WINS OVER THE LAST EIGHT YEARS

- Northeastern has been the most consistent program in the CAA over the last eight years, winning a league-best 87 CAA games and at least a share of the regular-season title in three seasons (2013, '15, '18), matching UNCW's three (2015, '16, '17)

Rk.	Team	Wins
1.	Northeastern	87
2.	William & Mary	84
3.	Hofstra	80

KEEP ROLAND!

- Redshirt senior **Jordan Roland** is one of the top scorers in the country and leads the CAA with 22.3 points per game, No. 7 in the country
- He led the country in scoring over the first month of the season, and has remained inside the top 15 all season long
- **Roland** has scored 20 or more points in 16 of 31 games this year and leads the CAA with six 30-point games and in free throw percentage at .893 (12th in NCAA)
- He has a team-best 61 career double-digit scoring games and ranks No. 20 all-time on the Northeastern all-time scoring list in just 65 games for the Huskies (18.3 per game)

NCAA Scoring Leaders

Rk.	Name	PPG	FG%
1.	Markus Howard, Marquette	27.8	.422
2.	Jhivvan Jackson, UTSA	27.2	.423
3.	Jermaine Morrow, Hampton	24.8	.407
4.	Antoine Davis, Detroit Mercy	24.3	.380
5.	Luke Garza, Iowa	23.9	.542
6.	Mike Smith, Columbia	22.8	.432
7.	Jordan Roland, Northeastern	22.3	.487

NORTHEASTERN RANKS NO. 2 IN CAA FOR NET RANKING

- Despite finishing sixth in the conference, the Huskies hold the league's second-



CAA STANDINGS

THROUGH MARCH 8, 2020

	CONFERENCE			OVERALL			
	W-L	PCT	Last 5	W-L	PCT	Last 10	STRK
1. Hofstra *	14-4	.778	4-1	24-8	.750	9-1	W2
2. William & Mary	13-5	.722	5-0	21-11	.656	6-4	L1
3. Towson	12-6	.667	4-1	19-13	.594	6-4	L1
4. Charleston	11-7	.611	2-3	17-14	.548	5-5	L1
Delaware	11-7	.611	2-3	22-10	.688	7-3	W1
6. Northeastern	9-9	.500	3-2	16-15	.516	5-5	W1
7. Elon	7-11	.389	2-3	13-20	.394	7-3	W2
8. Drexel	6-12	.333	0-5	14-19	.424	2-8	L1
9. UNCW	5-13	.278	2-3	10-22	.313	3-7	L2
10. James Madison	2-16	.111	0-5	9-21	.300	1-9	L8

* = CAA regular-season champion

home	7-6
away	7-7
neutral	2-2
overtime	0-1
games decided by 3 pts or less	1-8
games decided by 4-5 pts	2-2
games decided by 6-10 pts	5-3
games decided by 11-19 pts	5-1
games decided by 20+ pts	3-1
vs. Top 25	0-0
vs. Top 10	0-0
vs. Mid-Major Top 25	1-3
vs. Power 5 opponents	0-0
scoring first	8-4
leading at the half	13-6
tied at the half	1-0
trailing at the half	2-9
leading with 10 mins remaining	15-4
tied with 10 mins remaining	0-1
trailing with 10 mins remaining	1-10
leading with 5 mins remaining	15-4
tied with 5 mins remaining	0-2
trailing with 5 mins remaining	1-9
NU shoots 50% or better	11-0
NU shoots less than 50%	5-15
NU shoots better than opponent	16-4
NU shoots the same as opponent	0-0
NU shoots worse than opponent	0-11
Opponent shoots 50% or better	0-9
Opponent shoots less than 50%	16-6
NU outrebounds opponent	12-4
Opponent outrebounds NU	4-10
NU equals opponent in rebs	0-1
NU shoots 80% or better from FT line	10-9
NU has more FT attempts	7-5
Opponent has more FT attempts	9-10
NU equals opponent in FT attempts	0-0
NU shoots 40% or better from 3	7-2
NU has less turnovers than opponent	11-4
NU has more turnovers than opponent	4-8
NU equals opponent in turnovers	1-3
NU scores 100+ pts	1-0
NU scores 90-99 pts	0-0
NU scores 80-89 pts	3-0
NU scores 70-79 pts	10-6
NU scores 60-69 pts	2-5
NU scores 50-59	0-3
NU scores less than 50 pts	0-1
Opponent scores 100+ pts	0-0
Opponent scores 90-99 pts	0-0
Opponent scores 80-89 pts	0-1
Opponent scores 70-79 pts	3-10
Opponent scores 60-69 pts	8-2
Opponent scores 50-59	3-2
Opponent scores less than 50 pts	2-0
On Monday	1-1
On Tuesday	2-3
On Wednesday	2-0
On Thursday	6-3
On Friday	1-0
On Saturday	3-7
On Sunday	1-1
In November	4-4
In December	4-2
In January	3-5
In February	4-3
In March	1-1
On National TV (ESPN, ESPN2, CBS Sports)	0-2
On NESN or NESN+	6-4
On FLOHOOPS	9-10
Miscellaneous	
Current Streak	Won 1
Home court streak	Lost 1
Neutral court streak	Won 2
Road Streak	Won 1
All-Time Record 100th Season	1,249-1,137 (.523)

1 = Gulf Coast Classic, Estero, Fla. (Hertz Arena); 2 = CAA tournament, Washington D.C. (Entertainment and Sports Arena)

NORTHEASTERN'S RECORD WHEN ...

Leading Scorer

Maxime Boursiquot	2-0	1.000
Guilien Smith	1-0	1.000
Tyson Walker	2-1	.667
Jordan Roland	10-12	.455
Bolden Brace	1-2	.333
Shaquille Walters	0-1	.000

Leading Rebounder

Jordan Roland	2-1	.667
Bolden Brace	7-4	.636
Shaquille Walters	2-3	.400
Maxime Boursiquot	3-5	.375
Greg Eboigbodin	2-4	.333

Double-Figure Points

Bolden Brace	11-5	.688
Jason Strong	2-1	.667
Maxime Boursiquot	9-6	.600
Shaquille Walters	5-4	.556
Tyson Walker	9-8	.529
Jordan Roland	14-13	.519
Greg Eboigbodin	1-1	.500
Guilien Smith	1-1	.500
Tomas Murphy	0-1	.000

Double-Figure Rebounds

Shaquille Walters	1-0	1.000
Max Boursiquot	1-1	.500
Bolden Brace	3-2	.600

Double-Doubles

Shaquille Walters	1-0	1.000
Max Boursiquot	1-1	.500
Bolden Brace	2-2	.500

** In event of a tie for high-scorer-rebounder, both players are credited

NORTHEASTERN'S INDIVIDUAL LEADERS

Consecutive Double-Figure Points

Maxime Boursiquot	4
Shaquille Walters	4
Bolden Brace	2

Double-Figure Games

	Career	'19-20
Jordan Roland	61	27
Bolden Brace	53	16
Maxime Boursiquot	28	15
Tomas Murphy	21	1
Guilien Smith	21	2
Tyson Walker	17	17
Shaquille Walters	10	9
Jason Strong	6	3
Greg Eboigbodin	3	2
Myles Franklin	1	1

20 or more points

	Career	'19-20
Jordan Roland	25	16
Bolden Brace	6	2
Tomas Murphy	3	-
Tyson Walker	2	2
Guilien Smith	4	1

30 or more points

	Career	'19-20
Jordan Roland	7	6
Bolden Brace	1	-
Tyson Walker	1	1

40 or more points

	Career	'19-20
Bolden Brace	1	-
Jordan Roland	1	1

Double-Figure Rebounds

	Career	'19-20
Bolden Brace	15	5
Maxime Boursiquot	4	2
Tomas Murphy	2	-
Shaquille Walters	1	1

span

Rk.	Team	Overall	'17-18	'18-19	'19-20
1.	Hofstra	21-6 (.778)	6-3	7-2	8-1
2.	Northeastern	17-10 (.630)	7-2	6-3	4-5
3.	Charleston	15-12 (.556)	5-4	5-4	5-4
	William & Mary	15-12 (.556)	5-4	4-5	6-3

COEN CLIMBING NORTHEASTERN AND CAA RECORD BOOKS

• Head Coach **Bill Coen** is currently No. 2 all-time in Northeastern history with 240 wins, and second all-time in the CAA with 162 wins in league and postseason play

Winningest Northeastern Coaches

1.	Jim Calhoun, 14 seasons	1972-86	250
2.	Bill Coen, 14th season	2007-Present	240
3.	Dick Dukeshire, 13 seasons	1958-71	204

Winningest CAA Coaches (Season/Tourney)

1.	Jim Larranaga, George Mason	1998-11	183
2.	Bill Coen, Northeastern	2007-Present	162
3.	Bruiser Flint, Drexel	2002-16	158
4.	Blaine Taylor, Old Dominion	2002-13	148
5.	Tony Shaver, William & Mary	2004-Present	138
6.	Dick Tarrant, Richmond	1982-93	106
7.	Tom Pecora, Hofstra	2002-10	98
	Charles "Lefty" Driesell, JMU	1988-97	98
9.	Jerry Wainwright, UNCW	1995-2002	97
10.	Monte' Ross, Delaware	2007-16	86

WALKER NAMED TO CAA ALL-ROOKIE TEAM

- Freshman point guard **Tyson Walker** earned a league-best CAA Rookie of the Week honors four times (Nov. 11, Nov. 25, Dec. 31, Jan. 6)
- A native of Westbury, N.Y., **Walker** is No. 3 in the CAA in steals per game (1.8) and fourth in assist/turnover ratio (1.6)
- He returned to the lineup on Sunday night in the quarterfinal win over No. 3 seed Towson, adding 13 points and four assists in just over 29 minutes
- Walker leads all freshman in the league in assists (101) and steals (53)

20 POINTS OR LESS

- On two occasions, the Huskies have held their opponents to less than 20 points in the first half this season
- In the league opener at Towson (12/28), Northeastern held the Tigers to 17 points on 8-of-26 shooting (31%) and 1-of-8 (13%) from 3
- On Thursday night, Northeastern limited Drexel to 24 percent shooting (5-for-21) in the opening 20 minutes, building a 32-point lead at the half, 49-17

LARGEST MARGIN OF VICTORIES FOR THE HUSKIES IN CAA PLAY

- The Huskies defeated Drexel by 33 points, which was the third-best margin of victory since joining the CAA in 2005

Rk.	Margin of Victory	Date	Score	Place
1.	36 pts vs. Delaware	1/5/17	90-54	Matthews Arena
2.	34 pts vs. Drexel	1/9/08	79-45	Matthews Arena
3.	33 pts vs. Drexel	1/23/20	85-52	Matthews Arena
4.	32 pts vs. Delaware	1/7/16	88-56	Matthews Arena
5.	27 pts vs. UNCW	3/5/18	79-52	Charleston Coliseum
6.	26 pts vs. Georgia State	1/5/06	89-63	Matthews Arena
7.	25 pts vs. George Mason	1/7/10	71-46	Matthews Arena
	25 pts vs. Towson	1/20/10	73-48	Towson Center Arena
9.	24 pts vs. Delaware	3/4/18	74-50	Charleston Coliseum
	24 pts vs. Drexel	3/2/19	90-66	DAC

TOP FRESHMAN PERFORMANCES IN PROGRAM HISTORY

- **Tyson Walker** put on one of the best performances in any single game in Northeastern history with his 32-point performance against Elon (1/2/20)

Top Freshman Performances over the last 100 years

1.	40 by Bolden Brace vs. Elon	2/23/17	Matthews Arena
2.	39 by Malcom Henry vs. AIC	2/2/45	Boston YMCA
3.	38 by J.J. Barea vs. Maine	3/9/03	Walter Brown Arena
	38 by Reggie Lewis vs. Canisius	2/5/85	Matthews Arena
5.	32 by Tyson Walker vs. Elon	1/2/20	Matthews Arena

CollegInsider.com Top 25 Mid-Major Poll

1.	Gonzaga (31)	29-2	775	1	West Coast
2.	East Tennessee St.	27-4	717	2	Southern
3.	BYU	24-7	715	3	West Coast
4.	Yale	22-6	649	4	Ivy League
5.	Northern Iowa	25-5	635	7	Missouri Valley
6.	Stephen F. Austin	26-3	618	8	Southland
7.	Saint Mary's	24-7	585	6	West Coast
8.	Liberty	27-4	546	5	ASUN
9.	Furman	25-6	545	11	Southern
10.	New Mexico State	24-6	509	10	Western Athletic
11.	Wright State	25-6	414	14	Horizon
12.	Vermont	23-7	404	15	America East
13.	Belmont	24-7	356	16	Ohio Valley
14.	Hofstra	23-8	321	13	CAA
15.	Little Rock	21-9	290	18	Sun Belt
16.	Murray State	22-8	279	19	Ohio Valley
17.	Bowling Green	21-8	261	17	Mid-American
18.	Akron	22-7	245	12	Mid-American
19.	Loyola Chicago	21-10	252	23	Missouri Valley
20.	UNC Greensboro	23-8	187	9	Southern
21.	Harvard	20-7	142	24	Ivy League
22.	Texas State	20-10	81	NR	Sun Belt
23.	Colgate	23-8	73	22	Patriot
24.	Indiana State	18-11	59	NR	Missouri Valley
25.	UC Irvine	21-10	58	NR	Big West

OTHERS RECEIVING VOTES: Austin Peay 53, Pacific 51, North Dakota State 44, South Dakota State 33, Eastern Washington 29, **William & Mary 23**, San Francisco 22, Winthrop 22, Northern Colorado 17, Kent State 12, Merrimack 11, Montana 11, South Dakota 8, Bradley 7, **Towson 5**, Abilene Christian 4, Northern Kentucky 4, Siena 4, Stony Brook 4, Georgia State 2, North Florida 2, Prairie View A&M 1, Radford 1.

NCAA Career Active Leaders

Points

1.	Markus Howard, Marquette	Sr.	G	128 GP	2,761
97.	Jordan Roland, Northeastern	Sr.	G	135 GP	1,464
252.	Bolden Brace, Northeastern	Sr.	G	129 GP	1,149

Free Throw Percentage (Min. 110 free throws made)

1.	Ryan McMahon, Louisville	Sr.	G	122 GP	137-150	.913
23.	Jordan Roland, Northeastern	Sr.	G	135 GP	223-257	.868

Rebounds

1.	Nico Carvacho, Colorado St.	Sr.	C	132 GP	1,295
87.	Bolden Brace, Northeastern	Sr.	G	129 GP	670

3-pointers Made

1.	Markus Howard, Marquette	Sr.	G	128 GP	434
59.	Jordan Roland, Northeastern	Sr.	G	135 GP	231
70.	Bolden Brace, Northeastern	Sr.	G	129 GP	223

ESPN.COM NAMES ROLAND NO. 25 ON TOP PLAYERS IN THE COUNTRY

- On Dec. 12th, ESPN.com released its top 25 players in the country through the first month of the season, and senior **Jordan Roland** checked in at No. 25
- Roland is 1 of 3 mid-major players on the list, joining Dayton's Obi Toppin and Butler's Kamar Baldwin

HOLDING OPPONENTS UNDER 50 POINTS UNDER BILL COEN

- The Huskies held Towson to 17 first-half points and 1-of-11 (9.1%) from behind the arc to open CAA play (12/28/19)
- This was the fifth time Northeastern has held Towson under 50 points in the series as the Tigers finished with 45
- The Huskies have held two opponents under 50 this season, Holy Cross (11/19) scored 44 points and Towson (12/28)
- In the **Bill Coen** era, the Huskies have held opponents under 50 points on 28 occasions

Rk.	Points	Date	1st-2nd	Place
1.	40 by Drexel	02/02/08	15-25	Philadelphia, Pa.
2.	41 by New Hampshire	12/18/06	15-26	Boston, Mass.
3.	42 by Old Dominion	01/24/09	24-18	Norfolk, Va.
	42 by William & Mary	02/09/08	15-27	Boston, Mass.
	42 by Indiana	12/22/08	18-24	Bloomington, Ind.
6.	44 by Holy Cross	11/19/19	23-21	Worcester, Mass.
	44 by Towson	02/11/16	22-22	Towson, Md.
	44 by Navy	11/22/14	23-21	Uncasville, Conn.
	44 by Charleston	02/15/14	18-26	Charleston, S.C.
	44 by William & Mary	01/03/09	22-22	Boston, Mass.
11.	45 by Towson	12/28/19	17-28	Towson, Md.
	45 by Drexel	01/09/08	19-26	Philadelphia, Pa.
13.	46 by George Mason	01/07/10	22-24	Boston, Mass.
	46 by Drexel	02/25/09	25-21	Philadelphia, Pa.
15.	47 by William & Mary	03/07/10	31-16	Richmond, Va.
	47 by Delaware	01/15/09	25-22	Newark, Del.
17.	48 by Fairfield	11/29/14	16-32	Boston, Mass.
	48 by Towson	01/02/12	23-25	Towson, Md.
	48 by George Mason	02/27/10	20-28	Fairfax, Va.
	48 by Towson	01/20/10	24-24	Towson, Md.
21.	49 by Wentworth	11/12/17	21-28	Boston, Mass.
	49 by Towson	01/10/15	26-23	Towson, Md.
	49 by James Madison	01/29/14	24-25	Boston, Mass.
	49 by William & Mary	03/02/12	22-27	Richmond, Va.
	49 by Old Dominion	01/05/11	26-23	Norfolk, Va.
	49 by Drexel	12/05/09	25-24	Philadelphia, Pa.
	49 by Holy Cross	11/22/08	25-24	Boston, Mas.
	49 by Delaware	01/30/08	23-26	Newark, Del.

DOUBLE-TROUBLE

- Junior **Shaquille Walters** earned his first-ever double-double at JMU (12/30) last Monday night, finishing with 12 points and a career-high 12 rebounds
- Junior **Max Boursiquot** recorded his second and third double-doubles during the Detroit two-game swing at Eastern Michigan (12/17) and Detroit Mercy (12/19)
- Boursiquot tallied 10 points and 10 rebounds against the Eagles and the Titans
- Senior **Bolden Brace** leads the team with 13 career double-doubles, including consecutive double-doubles vs. Hofstra (1/9) and at Charleston (1/16)

Current players with double-doubles

Bolden Brace vs. Maine (11/20/16)	10 pts, 10 rebs
Bolden Brace at Hofstra (1/25/18)	14 pts, 10 rebs
Bolden Brace vs. Towson (2/22/18)	10 pts, 11 rebs
Bolden Brace vs. Delaware (12/30/18)	18 pts, 10 rebs
Bolden Brace vs. Charleston (1/17/19)	14 pts, 10 rebs
Bolden Brace vs. Hofstra (2/2/19)	11 pts, 10 rebs
Bolden Brace vs. Elon (2/9/19)	20 pts, 14 rebs
Bolden Brace at Charleston (2/16/19)	13 pts, 11 rebs
Bolden Brace vs. Hofstra (3/12/19)	10 pts, 10 rebs
Bolden Brace at UMass (11/12/19)	20 pts, 12 rebs
Bolden Brace vs. Hofstra (1/9/20)	18 pts, 10 rebs
Bolden Brace at Charleston (1/16/20)	19 pts, 11 rebs
Bolden Brace vs. UNCW (2/13/20)	11 pts, 14 rebs
Max Boursiquot vs. Drexel (1/12/17)	17 pts, 11 rebs
Max Boursiquot at Eastern Michigan (12/17/19)	10 pts, 10 rebs



2019-20 TEAM LEADERS

	Leader	Northeastern
Scoring:	Hofstra, 76.6	4th, 71.5
Defense:	Towson, 66.4	2nd, 66.5
FT%:	Northeastern, .798	
FG%:	Delaware, .482	2nd, .475
FG% Defense:	Towson .410	10th, .457
3PT FG%:	Hofstra, .369	3rd, .364
3PT FG% Defense:	Hofstra, .304	5th, .326
REB Offense:	James Madison, 37.6	10th, 31.0
REB Defense:	Northeastern, 29.8	
REB Margin:	Towson, +5.5	4th, +1.2
Blocked Shots:	William & Mary, 4.0	10th, 1.6
Assists:	Drexel, 14.4	4th, 13.2
Steals:	Northeastern, 7.8	
T/O Margin:	Hofstra, +2.53	3rd, +1.23
Assist/Turnover:	Elon, 1.2	3rd, 1.1
Offensive Rebs:	Towson, 11.4	10th, 7.3
Defensive Rebs:	William & Mary, 27.8	10th, 23.8
3PT Per Game:	Elon, 10.2	3rd, 7.9

2019-20 CAA PLAYER OF THE WEEK

N11	Jordan Roland, Sr.-R, G, Northeastern	40.5 ppg, 4.0 rpg
N18	Andy Van Vliet, Sr., F, William & Mary	21.5 ppg, 9.0 rpg
N25	Desure Buie, Sr., G, Hofstra	15.0 ppg, 6.0 apg
O2	Justyn Mutts, So., F, Delaware	19.0 ppg, 13.0 rpg
O9	Nathan Knight, Sr., F, William & Mary	29.0 ppg, 11.0 rpg
O16	Nate Darling, Jr., G, Delaware	29.0 ppg, 5.0 apg
	Brian Fobbs, Sr., G, Towson	33.0 ppg, 3.0 rpg
O23	Eli Pemberton, Sr., G, Hofstra	23.0 ppg, 5.0 rpg
O31	Desure Buie, Sr., G, Hofstra	25.0 ppg, 6.0 rpg
J6	Nathan Knight, Sr., F, William & Mary	19.0 ppg, 11.5 rpg
	Grant Riller, Sr., G, Charleston	28.5 ppg, 8.5 rpg
J13	Allen Bertrand, So., G, Towson	20.5 ppg, 68% FG
J20	Camren Wynter, So., G, Drexel	23.5 ppg, 4.5 apg
J27	Nate Darling, Sr., G, Delaware	22.5 ppg, 4.5 rpg
F3	Desure Buie, Sr., G, Hofstra	20.0 ppg, 9.0 apg
	Grant Riller, Sr., G, Charleston	32.0 ppg, 4.0 apg
F10	Nate Darling, Jr., G, Delaware	30.5 ppg, .516 FG%
	Marcus Sheffield II, Sr., G, Elon	24.5 ppg, 10.0 rpg
F17	Nathan Knight, Sr., F, William & Mary	30.5 ppg, 9.5 rpg
F24	Desure Buie, Sr., G, Hofstra	25.6 ppg, 7.5 apg
M2	Brian Fobbs, Sr., G, Towson	19.5 ppg, 6.5 rpg

2019-20 CAA ROOKIE OF THE WEEK

N11	Tyson Walker, Fr., G, Northeastern	13.0 ppg, 3.5 rpg
N18	Julien Wooden, Fr., F, James Madison	16.5 ppg, 5.0 rpg
N25	Tyson Walker, Fr., G, Northeastern	15.0 ppg, 5.0 apg
O2	Michael Christmas, Fr., F, James Madison	9.0 ppg, 8.0 rpg
O9	Hunter Woods, Fr., G, Elon	16.5 ppg, 6.5 rpg
O16	Hunter McIntosh, Fr., G, Elon	15.0 ppg, 3.0 apg
O23	Shykeim Phillips, Fr., G, UNCW	9.5 ppg, 4.0 apg
O31	Tyson Walker, Fr., G, Northeastern	15.0 ppg, 5.0 apg
J5	Tyson Walker, Fr., G, Northeastern	21 ppg, 2.5 apg
J13	Zac Ervin, Fr., G, Elon	18.0 ppg, .500 3FG%
J20	Shykeim Phillips, Fr., G, UNCW	13.0 ppg, 3.5 rpg
J27	Jason Gibson, Fr., G, Towson	17.0 ppg, .611 FG%
F3	Hunter McIntosh, Fr., G, Elon	13.0 ppg, 3.5 rpg
F10	Imajae Dodd, Fr., F, UNCW	7.5 ppg, 6.5 rpg
F17	Hunter McIntosh, Fr., G, Elon	16.0 ppg, 5.0 rpg
F24	Hunter McIntosh, Fr., G, Elon	17.5 ppg, 4.5 apg
M2	Shykeim Phillips, Fr., G, UNCW	16.0 ppg, 4.0 apg

Max Boursiquot at Detroit (12/19/19)

10 pts, 10 rebs

Shaquille Walters at JMU (12/30/19)

12 pts, 12 rebs

Bolden Brace (13 career, 4 in 2019-20)

Max Boursiquot (3 career, 2 in 2019-20)

Shaquille Walters (1 in 2019-20)

ROLAND NAMED TO OSCAR ROBERTSON TROPHY WATCH LIST

- **Jordan Roland** is currently No. 6 in the NCAA in scoring (22.7)
- A native of Syracuse, N.Y., **Roland** leads the CAA with six 30-point games
- **Roland** is just 1 of 2 CAA players to be named to the Watch List, joining William & Mary's Nathan Knight



A HISTORIC NIGHT

- In their 100-year history, Northeastern had never beaten an opponent by 57 points until Tuesday night at Holy Cross (11/19), 101-44
- The Huskies outscored the Crusaders 63-23 in the opening half, the most points scored in the first 20 minutes since scoring 60 vs. Lasell on Nov. 22, 2005
- The 101 points scored were the most by a Northeastern team since finishing with 102 vs. Cal State Northridge on Nov. 25, 2005

NCAA APPEARANCES

- The Huskies made their ninth ever appearance in the NCAA tournament in 2019, posting a record of 3-9 in the Big Dance
- Head Coach **Bill Coen** made his ninth appearance in the Big Dance and second as a head coach last season
- Coen previously helped Rhode Island make two tournament appearances as an assistant coach (1993, 1997), while helping Boston College to five tournaments as an assistant/associate head coach (2001, 2002, 2004, 2005, 2006)

NORTHEASTERN ATHLETICS FEATURED ON 98.5 THE SPORTS HUB (WBZ-FM)

- Northeastern and 98.5 The Sports Hub - Boston's radio home for sports - announced a new media partnership featuring the HD digital radio broadcast rights to select Northeastern athletic games for the 2019-20 season
- In addition to the 98.5 HD2 Channel broadcasts, a limited number of Northeastern contests will also air live on the network's flagship station, 98.5 FM The Sports Hub (WBZ-FM)

ROLAND NAMED LOU HENSON AWARD NATIONAL PLAYER OF THE WEEK; CAA PLAYER OF THE WEEK (NOV. 11, 2019)

- Senior **Jordan Roland** scored a program-best 39 points to open a season on the road in a five-point win over a BU, 72-67 (11/5/19)
- He followed that up with a single-game school record 42 points in a five-

Northeastern at CAA tournament (17-11)

#1 seed	1-1	#6 seed	3-3
#2 seed	5-1, won 2019 title	#7 seed	1-2
#3 seed	3-0, 1 championship	#8 seed	0-0
#4 seed	0-0	#9 seed	0-0
#5 seed	4-3	#10 seed	0-1

2006

First Round: #5 Northeastern 74, #12 James Madison 56 ^
 Quarterfinal: #5 Northeastern 71, #4 Old Dominion 63 ^
 Semifinal: #1 UNCW 69, #5 Northeastern 58 ^

2007

First Round: #5 Northeastern 77, #12 Delaware 67 ^
 Quarterfinal: #4 Drexel 64, #5 Northeastern 50 ^

2008

First Round: #6 Northeastern 73, #11 James Madison 55 ^
 Quarterfinal: #2 George Mason 63, #6 Northeastern 52 ^

2009

Quarterfinal: #11 Towson 58, #3 Northeastern 54 ^

2010

Quarterfinal: #2 Northeastern 74, #7 Hofstra 71 (2OT) ^
 Semifinal: #3 William & Mary 47, #2 Northeastern 45 ^

2011

Quarterfinal: #7 Delaware 60, #10 Northeastern 58 ^

2012

First Round: #7 Northeastern 57, #10 William & Mary 49 ^
 Quarterfinal: #2 VCU 75, #7 Northeastern 65 ^

2013

Semifinal: #1 Northeastern 69, #4 George Mason 67 ^
 Final: #3 James Madison 70, #1 Northeastern 57 ^

2014

Quarterfinal: #5 Northeastern 90, #4 Drexel 81 !
 Semifinal: #1 Delaware 87, #5 Northeastern 74 !

2015

Quarterfinal: #3 Northeastern 67, #6 Delaware 64 \$
 Semifinal: #3 Northeastern 78, #2 UNCW 71 \$
Final: #3 Northeastern 72, #1 William & Mary 61 \$

2016

Quarterfinal: #6 Northeastern 71, #3 Towson 60 \$
 Semifinal: #2 UNCW 73, #6 Northeastern 70 \$

2017

Quarterfinal: #3 Towson 82, #6 Northeastern 54 %

2018

Quarterfinal: #2 Northeastern 74, #7 Delaware 50 %
 Semifinal: #2 Northeastern 79, #6 UNCW 52 %
 Final: #1 Charleston 83, #2 Northeastern 76 (OT) %

2019

Quarterfinal: #2 Northeastern 80, #10 UNCW 59 @
 Semifinal: #2 Northeastern 70, #3 Charleston 67 @
Final: #2 Northeastern 82, #1 Hofstra 74 @

2019

Quarterfinal: #6 Northeastern 72, #3 Towson 62 >
 Semifinal: #6 Northeastern vs. #7 Elon >

* - Hartford, Conn.; % - Vestal, N.Y.; # - Newark, Del.;
 & - Walter Brown Arena (Boston, Mass.); ^ - Richmond
 Coliseum; ! - Baltimore Arena; \$ - Royal Farms Arena
 (Baltimore, Md.); @ - N. Charleston Coliseum (Charleston,
 S.C.); > - Washington, D.C. (Entertainment and Sports
 Arena)

point win over Harvard (11/8/19)

• The redshirt senior led the country in scoring through Dec. 19th, and has remained inside the top eight all season long

HUSKIES CLIMBING THE RECORD BOOK POINTS

1.	2,709	Reggie Lewis (122 games)	1983-87
16.	1,328	Joel Smith (120 games)	2009-13
17.	1,209	Manny Adako (126 games)	2006-10
18.	1,197	Anthony Brown (83 games)	1991-94
19.	1,190	Ben Harlee (114 games)	1990-95
20.	1,188	Jordan Roland (65 games)	2018-20
21.	1,186	Kevin McDuffie (123 games)	1984-88
22.	1,185	Bennet Davis (123 games)	2003-07
23.	1,172	Chip Rucker (106 games)	1977-81
24.	1,170	Jack Malvey (74 games)	1961-64
25.	1,161	Jonathan Lee (98 games)	2009-13
26.	1,149	Bolden Brace (126 games)	2016-20

FREE THROW PERCENTAGE

1.	.896	Jordan Roland (190-212)	2018-20
2.	.851	Joel Smith (205-241)	2009-13
3.	.843	Mark Jellison (229 attempts)	1970-73
4.	.830	David Walker (347-418)	2012-16
5.	.822	Dave Caligaris (396-482)	1974-78
6.	.815	Pete Harris (467-573)	1977-81
7.	.814	Leo Osgood (355 attempts)	1966-69
8.	.809	Bolden Brace (182-225)	2016-20
9.	.798	Jonathan Lee (305-382)	2009-13

3-POINTERS MADE

1.	255	J.J. Barea (109 games)	2002-06
2.	250	David Walker (133 games)	2012-16
3.	243	Joel Smith (120 games)	2009-13
4.	223	Matt Janning (128 games)	2006-10
223	Bolden Brace (129 games)	2016-20	
6.	204	Quincy Ford (130 games)	2011-16
7.	186	Jordan Roland (65 games)	2018-20

3-POINT FG ATTEMPTS

1.	795	J.J. Barea	2002-06
2.	653	David Walker	2012-16
3.	645	Matt Janning	2006-10
4.	609	Joel Smith	2009-13
5.	596	Bolden Brace	2016-20
6.	585	Quincy Ford	2011-16
7.	505	Chaisson Allen	2007-11
8.	486	Aaron Davis	2001-06
9.	468	Jordan Roland	2018-20
10.	463	Marcus Barnes	2003-05

3-POINT FG PERCENTAGE

1.	.453	John Williams	1984-88
2.	.436	Donnell Gresham	2015-19
3.	.404	Jonathan Lee	2009-13
4.	.399	Joel Smith	2009-13
5.	.397	Jordan Roland	2018-20
6.	.382	David Walker	2012-16
7.	.380	Bobby Kelly	2003-07
8.	.379	Harold Miller	1995-99
9.	.376	Javorie Wilson	2002-04
10.	.374	Bolden Brace	2016-20

THE LAST TIME IT HAPPENED...

LAST TIME A NORTHEASTERN PLAYER...

Scored 40+ Points	42** by Jordan Roland vs. Harvard (11/8/19)
Scored 35-39 Points	38 by Jordan Roland at UNCW (1/18/20)
	39 by Jordan Roland at Boston University (11/5/19)
Scored 30-34 Points	33 by Jordan Walker at Charleston (1/16/20)
	32 by Tyson Walker vs. Elon (1/2/20)
	33 by Jordan Roland at James Madison (12/30/19)
Scored 30 Or More Points In Back-To-Back Games	
	Jordan Roland at Charleston (33 points, 1/16/20) and UNCW (38 points, 1/18/20)
	Jordan Roland at BU (39 points, 11/5/19) and vs. Harvard (42 points, 11/8/19)
	J.J. Barea at Cornell (35 points, 11/20/04) and at Harvard (30 points, 11/27/04)
Scored 25 or More Points in Back-to-Back Games	
	Jordan Roland vs. Hofstra (32 pts, 2/8/20) and vs. UNCW (27 pts, 2/13/20)
	Jordan Roland vs. Drexel (26 points, 1/23/20); vs. Delaware (27 pts, 1/25/20)
Scored 20 or More Points in Five Consecutive Games	
	Jordan Roland (1/9/20-1/25/20); vs. Hofstra (28 points, 1/9), at Charleston (33 points, 1/16), at UNCW (38 points, 1/18), vs. Drexel (26 points, 1/23), vs. Delaware (27 points, 1/25)
Grabbed 20 Rebounds	21 by Dan Callahan vs. Vermont (3/4/95)
Grabbed 15-19 Rebounds	19 by Quincy Ford vs. Lipscomb (11/21/15)
Grabbed 10 Offensive Rebounds	11 by Sylbrin Robinson vs. Loyola (Md.) (1/2/03)
Made 15+ Field Goals	15 by Jordan Roland at BU (11/5/19)
Made 10-14 Field Goals	12 by Jordan Roland at James Madison (12/30/19)
Attempted 25+ Field Goals	26 by Bolden Brace at Elon (2/23/17)
Attempted 20-24 Field Goals	20 by Jordan Roland vs. Delaware (1/25/20)
Made 8+ 3-pointers	8 by Jordan Roland vs. Hofstra (1/9/20)
Made 7 3-pointers	7 by Vasa Pusica vs. Hofstra (3/12/19)
Made 6 3-pointers	6 by Jordan Roland at Holy Cross (11/19/19)
	6 by Jordan Roland vs. ODU (11/16/19)
	6 by Jordan Roland vs. Harvard (11/8/19)
Attempted 15+ 3-pointers	20 by Bolden Brace at Elon (2/23/17)
Attempted 10+ 3-pointers	11 by Jordan Roland vs. Hofstra (1/9/20)
Made 15+ Free Throws	18 by Jon Lee vs. George Mason (2/22/12)
Made 10+ Free Throws	10 by Jordan Roland vs. UNCW (2/13/20)
	10 by Jordan Roland vs. Harvard (11/8/19)
Attempted 20+ Free Throws	20 by T.J. Williams vs. Towson (1/28/17)
Attempted 15+ Free Throws	15 by T.J. Williams vs. Boston University (11/11/16)
Had 15 Assists	15 by Bill Loughnane vs. Delaware (12/29/77)**
Had 10+ Assists	11 by Donnell Gresham at Bucknell (11/28/18)
Had 6 Steals	6 by Shawn O'ceus at Elon (2/24/18)
Had 5 Steals	5 by Vasa Pusica vs. Towson (2/23/19)
Had 5 Blocks	5 by Anthony Green at Elon (2/23/17)
Converted A 4-Point Play	Jordan Roland vs. Delaware (1/25/20)
	Jordan Roland vs. ODU (11/16/19)
Posted Back-to-Back Double-Doubles	
	Bolden Brace (18 pts, 10 rebs) vs. Hofstra (1/9/20) and
	(19 pts, 11 rebs) at Charleston (1/16/20)
	Max Boursiquot (10 pts, 10 rebs) at Eastern Michigan (12/17/19) and
	(10 pts, 10 rebs) at Detroit Mercy (12/19/19)
Hit A Shot In The Closing Seconds To Send A Game To Overtime	
	Demetrius Pollard hit a 3-pointer with one second left in regulation (1/11/14 at Drexel) to tie the game at 67. The game would eventually go into double overtime, with Drexel taking the 93-88 win.
Hit A Shot At The Buzzer To Win A Game	Vasa Pusica drove to the basket from halfcourt with 5.3 seconds remaining, laying in the game-winner against William & Mary for a 69-67 victory at the buzzer (2/17/18)
Hit A Closing-Seconds Shot To Win A Game	Jeremy Miller layed in a pass from Caleb Donnelly cutting to the basket to defeat eventual No. 1 seed in the CAA, UNCW with 0.8 seconds left in the Huskies 65-63 victory in Wilmington (1/2/16)
Scored 20 or more points in a first half	21 by Jordan Roland at James Madison (12/30/19)
	21 by Jordan Roland at Holy Cross (11/19/19)
Scored 20 or more points in a second half	25 by Jordan Roland vs. Hofstra (1/9/20)
	23 by Jordan Roland vs. Harvard (11/8/19)
	21 by Jordan Roland at Boston University (11/5/19)
Had A Triple-Double	
	T.J. Williams with 26p, 12a, 11r at Elon (2/23/17)
	Shawn James with 17p, 14r, 11b vs. James Madison (2/15/06)
Northeastern Player Made SportCenter's Top 10 Plays	
	Jordan Roland made an acrobatic 3-pointer with his left hand at Delaware to earn the No. 4 play of the night on ESPN
Opponent Made SportCenter's Top 10 Plays	
	Sean East II threw in an 80-footer at the buzzer of the first half to give UMass the lead, 36-34, made No. 1 on SC Top 10 plays (11/12/19).

LAST TIME NORTHEASTERN...

Scored 130+ Points	152 points vs. Loyola Marymount (11/24/90)
Scored 120-129 Points	128 vs. Suffolk (12/3/84)
Allowed 120+ Points	123 vs. Loyola Marymount (11/24/90)
Scored 110-119 Points	112 at Tufts (1/29/73)
Allowed 110+ Points	110 vs. Bradley (12/26/86)
Scored 105-109 Points	107 vs. UNCW (2/3/18)
Allowed 105-109 Points	107 at Pennsylvania (12/21/74)
Scored 100-104 Points	101 at Holy Cross (11/19/19)
Allowed 100-104 Points	100 vs. UNCW (2/3/18)
Scored 90+ Points	90 at Drexel (3/2/19)
Allowed 90+ Points	94 at William & Mary (2/2/16)
Scored 60 Points in a Half	63 (1st) at Holy Cross (11/19/19)
Opponent scored 60 Points in a Half	60 (2nd) vs. Drexel (3/8/2014)
Did Not Score 20+ Points in a Half	17 at UNCW (2/25/17)
Opponent Did Not Score 20+ Points in a Half	17 by Drexel (1st) (1/23/20)
	17 by Towson (1st) (12/28/19)
Grabbed 50 Rebounds	50 at Louisiana Tech (12/20/11)
Made 40 Field Goals	42 vs. Lasell (11/22/05), 42-of-66
Made 35-39 Field Goals	39 at Holy Cross (11/19/19)
Attempted 90 Field Goals	106 vs. Loyola Marymount (11/24/90)
Attempted 80 Field Goals	81 at UConn (12/6/04)
Attempted 70 Field Goals	70 at Elon (1/10/19)
Made 20+ 3-pointers	21 vs. Delaware (1/5/17)**
Made 15+ 3-pointers	15 vs. Weber State (11/27/19)
	16 at Holy Cross (11/19/19)
Made 10+ 3-pointers	12 at Charleston (1/16/20)
	12 at James Madison (12/30/19)
	11 vs. ODU (11/16/19)
	11 vs. Harvard (11/8/19)
Attempted 35+ 3-pointers	36 at Elon (2/23/17)
Attempted 30-34 3-pointers	31 at James Madison (12/30/19)
Made 35 Free Throws	35 at James Madison (35-41) (2/18/16)
Was Perfect from the FT line	19-for-19 at Elon (2/11/20)
Had 30 Assists	31 vs. George Mason (12/4/93)
Had 25 Assists	25 at William & Mary (1/18/18)
Had 20-24 Assists	23 at James Madison (12/30/19)
	23 at Holy Cross (11/19/19)
Had 20 Steals	20 vs. Wentworth (11/17/15)**
Had 15-19 Steals	16 vs. Cornell (12/2/12)
Had 10-14 Steals	14 at Elon (2/11/20)
	13 at Holy Cross (11/19/19)
Had 12 Blocks	12 vs. Lasell (11/22/05), 10 by Shawn James
Never trailed in a game	W, 77-57 vs. JMU (2/27/20)
	W, 71-63 vs. UNCW (2/13/20)
	W, 79-69 vs. Weber State (11/27/19)
	W, 84-79 vs. Harvard (11/8/19)
Overcame a 21+-Point Deficit To Win	
	George Mason held a 24 point lead; NU won 69-67 (3/10/13)
Overcame a 15-20 Point Deficit To Win	
	Charleston held a 15-point lead with 16:15 left; NU won 79-76 (1/16/20)
	Kent State held a 17-point lead; NU won 73-70 (11/27/16); Charleston held a 16-point lead; NU won 73-72 (2/9/17)
Overcame a 10-Point Deficit To Win	
	UNCW led 41-28 with 2:45 left in the first; Northeastern won 81-77
	E. Michigan led 30-16 with 7:07 left in the first; Northeastern won 81-67
Overcame a 15-Point Halftime Deficit To Win	
	Kent State held a 17-point halftime lead; NU won 73-70 (11/27/16); Charleston held a 16-point lead; NU won 73-72 (2/9/17)
Overcame a 10-Point Halftime Deficit To Win	
	UNCW led 44-33 (11) with at the half; Northeastern won 81-77
Did Not Make A 3-Pointer	at Fairfield (0-11) (12/15/13)
Active 3-point streak	217 games
Had Six Players Score In Double Figures in Same Game	6 vs. Hofstra (2/5/14)
Had Two Players Record Double-Doubles in Same Game	
	Donnell Gresham (16p, 11a) and Tomas Murphy (21p, 12r) at Bucknell (11/28/18)
Had Three Players Record Double-Doubles in Same Game	
	Anthony Green (14p, 12r), Vasa Pusica (16p, 10a) and Bolden Brace (14p, 10r) at Hofstra (1/25/18)
Had Players Record a Triple-Double and Double-Double in Same Game	
	T.J. Williams (26p, 12a, 11r) and Anthony Green (11p, 11r) at Elon (2/23/17)
Northeastern Did Not Have A Player Score in Double Figures	
	Jan. 28, 2006 at UNCW
Active Double-Digit Scoring Streak	460 games
Opponent Did Not Have A Player Score in Double Figures	
	57-48 win vs. Fairfield, highest scorer had 9 points (11/29/14)
Had Three Players Score 20+ Points in Same Game	
	W, 72-60 vs. Elon (2/9/19); Vasa Pusica (23), Jordan Roland (21), Bolden Brace (20)
	W, 93-83 vs. Drexel (12/28/18); Vasa Pusica (29), Anthony Green (21), Jordan Roland (21)
Northeastern Player/Coach was Called for a Technical Foul	
	Coach Coen at Charleston (1/16/20) in 2nd half
	Shaquille Walters at UMass (11/12/19) for hanging on the rim
	Shaquille Walters at Detroit Mercy (12/19/19)

HAMILTON '83 | 14TH SEASON | 2018 CAA COACH OF THE YEAR

- 2013 & 2018 NABC District 10 Coach of the Year
- 2013 USBWA District I Coach of the Year
- 2013 Hugh Durham National Coach of the Year Finalist

BILL COEN

- 32 All-CAA selections in 13 seasons
- 22 former players signed professional contracts

THE COEN FILE

Bill Coen enters his 14th season as head coach of the Northeastern basketball program in 2019-20. He is currently second in school history with 240 wins, trailing Jim Calhoun's 250 from 1972-86. Coen advanced into second all-time in CAA history with 162 CAA wins (league+postseason) trailing only former George Mason, and current Miami (FL) coach, Jim Larranaga (185, 1998-2011).

Coen is widely regarded for his ability to evaluate and develop talented players. In his 13 seasons at Northeastern, NU players have earned 32 All-CAA honors, including 10 first team accolades and seven All-Rookie selections. Nineteen of Coen's former players have earned professional contracts and eight Huskies remain active in professional basketball.

Coen's teams have proven that they are contenders in the CAA. The Huskies have finished .500 or better in 10 of Coen's 13 seasons at the helm, including back-to-back 14-win seasons in 2017-18 and 2018-19. Northeastern also has appeared in the CAA Tournament quarterfinals in all 13 seasons under Coen, advanced to the semifinals seven times, and to the title game four times, including back-to-back appearances and two Championship titles, one in 2014-15 and the other in 2018-19. Since Coen took the reins of the Northeastern men's basketball program 13 seasons ago, Northeastern has accomplished the best win percentage among current CAA teams in conference and CAA tournament play.

In 2018-19, Coen and the Huskies captured the CAA Tournament title for the second time in the last five seasons, returning to the NCAA Tournament. The Huskies finished with a 23-11 record, netting back-to-back 20-win seasons for the first time during Coen's tenure and the first time as a program since four-straight 20-win seasons from 1983-87. The Huskies brought a seven-game win-streak into the national tournament where they faced blue blood and No. 17 Kansas in the second round. Following these accomplishments, Coen was tabbed as a finalist for the Hugh Durham National Coach of the Year Award for the second time in his career (2013). Coen coached Vasa Pusica to All-CAA First team, NABC First Team All-Region and USBWA All-District honors while Jordan Roland earned a spot on the All-CAA Third Team.

HEAD COACH ASSOCIATE HEAD COACH ASSISTANT COACH

Northeastern (2006-present)
Boston College (2001-06)
Boston College (1997-2001)
Rhode Island (1989-97)
Hamilton (1987-89)

PLAYER


Hamilton (1979-83)

HONORS

CAA Coach of the Year (2018)
USBWA District I Coach of the Year (2010 & 2013)
NABC District 10 Co-Coach of the Year (2013 & 2018)
NEB Hall of Fame Division I Coach of the Year (2009)
Hugh Durham National Coach of the Year Finalist (2013)

	Overall	CAA	Postseason
2006-07	13-19	9-9	CAA Quarterfinals
2007-08	14-17	9-9	CAA Quarterfinals
2008-09	19-13	12-6	CAA Quarterfinals; CBI Quarterfinals
2009-10	20-13	14-4	CAA Semifinals; NIT First Round
2010-11	11-20	6-12	
2011-12	14-17	9-9	CAA Quarterfinals
2012-13	20-13	14-4 (1st)	CAA Championship; NIT First Round
2013-14	11-21	7-9	CAA Semifinals
2014-15	23-12	12-6 (T-1st)	NCAA 2nd Round, CAA Champs
2015-16	18-15	9-9	CAA Semifinals
2016-17	15-16	8-10	CAA Quarterfinals
2017-18	23-10	14-4	CAA Championship
2018-19	23-11	14-4	NCAA 1st Round CAA Champs
2019-20	16-15	9-9	
TOTAL	240-212	146-104	

ON THE BENCH...



Chris Markwood
Associate Head Coach

Sixth season
Maine '05

- Enters his sixth season with the Huskies and second as associate head coach of the program
- Works primarily with the perimeter players
- Came to Northeastern after three seasons as an assistant coach at the University of Vermont (2011-14), where he helped lead the Catamounts to three straight postseason appearances, including an NCAA tournament berth in 2011-12 and an NIT invitation in 2013-14
- Began his coaching career with his alma mater, the University of Maine, where he served as an assistant coach for five seasons
- Began his playing career at Notre Dame before transferring to Maine for his final two seasons of eligibility
- The 2000 Maine Gatorade Player of the Year



Brian McDonald
Assistant Coach

10th season
Northeastern '10

- The former Northeastern student-athlete begins his 10th season on Huntington Avenue after four years as one of the Huskies' leaders on the court
- Works primarily with the guards
- Walked on to the team in 2006, Bill Coen's second year as a head coach of the Huskies
- Appeared in 38 career games for the Huskies and helped lead the team to back-to-back postseason appearances in 2009 and '10
- Began his coaching career at Northeastern immediately following his playing career
- One of two Northeastern Alums on the coaching staff



Manny Adako
Assistant Coach

Second season
Northeastern '10

- Returns to his alma mater after a seven-year professional basketball career that saw stops in Holland, Egypt, Qatar, and Dubai
- Helped his teams to the Qatar Emir League Cup in 2014, as well as Qatar Prince's Cup victories in 2015 and 2016
- He has earned postseason accolades a total of five times in his career
- An All-CAA honoree, he finished his career ranked 14th all-time at Northeastern in career scoring (1,209) and fourth in career field goal percentage (.541)
- During his time as a Husky, he posted the sixth and seventh-best seasons all-time from the field (.568 and .566)
- Earned a bachelor's degree from Northeastern in 2010 and a master's degree in Informatics from the College of Professional Studies in 2017



Tom Murphy
Director of
Basketball Advancement

14th season
Springfield '60


- Formerly served as Associate Head Coach at Northeastern over four seasons and enters his 14th year with the program
- Responsible for head coach Bill Coen's development as a player and a coach
- Has 36 years of head coaching experience, spending 34 at Hamilton College where he coached Bill Coen
- Gave Coen his first coaching job at Hamilton where he was an assistant under him from 1987-89
- Posted a 602-263 record, leading Hamilton to 30 postseason berths and 16 seasons of 20 or more wins
- Inducted into the New York, Utica & SUNY halls of fame & was named the March of Dimes Coach of the Year in 1999
- A five-time New York State Coach of the Year, a three-time District Coach of the Year and was named the National Coach of the Year in 1979
- Coached 20 All-Americans and a pair of National Players of the Year



Danny Young
Director of
Basketball Operations

Third season
Northeastern '15

- Enters his third season as the director of basketball operations with Northeastern
- As an undergrad, Young was the head manager for the Huskies and played a key role in helping Northeastern return to the NCAA Tournament in 2015 for the first time in 24 years
- Young was involved in all aspects of the operation including video, travel logistics and player assistance working under and learning from an esteemed group of coaches and staff while at Northeastern including current head coach Bill Coen; current UMass Lowell head coach Pat Duquette; current Dartmouth head coach, Dave McLaughlin; current video analyst for the Oklahoma City Thunder Steve Scalzi; and current Director of Performance for the Boston Celtics Art Horne
- While a student, Young also assisted former Northeastern athletic director and NCAA men's basketball selection committee member, Peter Roby, on all facets regarding Roby's committee duties



Nate Bocko
Athletic Trainer

Second season (with
MBB)
Vermont '14

- Bocko joined Northeastern University sports performance staff at the start of the 2016-17 season and after serving two seasons as the primary athletic trainer for the men's soccer program has transitioned to work with the men's basketball program in 2018-19
- Bocko came to Northeastern after spending two seasons working with the University of Vermont men's lacrosse team
- He graduated with a bachelor's degree from UVM in 2014
- During his time at Vermont, Bocko also worked toward a Master's of Science in exercise science and rehabilitation online through California University of Pennsylvania

2019-20 SEASON/CAREER HIGHS

#00 JASON STRONG

Category	Season High	Career High
Points	18 at Holy Cross (11/19/19)	18 at Holy Cross (11/19/19)
Rebounds	9 at Detroit Mercy (12/19/19)	9 at Detroit Mercy (12/19/19)
Assists	3, vs. Hofstra (1/9/20)	3, vs. Hofstra (1/9/20)
Steals	2 vs. Hofstra (1/9/20)	2 vs. Hofstra (1/9/20)
Blocks	1 (4x), Last at Hofstra (2/8/20)	1 (8x), Last at Hofstra (2/8/20)
Minutes	24 at Hofstra (2/8/20)	24 at Hofstra (2/8/20)
FG Made	7 at Holy Cross (11/19/19)	7 (2x), Last at Holy Cross (11/19/19)
FG Att.	8 (3x), Last at Hofstra (2/8/20)	10 at Vermont (12/16/18)
3-pt. FG Made	4 at Holy Cross (11/19/19)	4 at Holy Cross (11/19/19)
3-pt. FG Att.	4 (2x) Last vs. JMU (2/27/20)	5 vs. Davidson (11/18/18)
FT Made	4 vs. Drexel (1/23/20)	3 vs. Drexel (1/23/20)
FT Attempts	4 (3x) Last at Delaware (2/20/20)	4 (3x) Last at Delaware (2/20/20)

#1 VITO CUBRILLO

Category	Season High	Career High
Points	3 vs. JMU (2/27/20)	Same
Rebounds	1 (2x) Last vs. JMU (2/27/20)	Same
Assists	1 at Holy Cross (11/19/19)	Same
Steals	-	-
Blocks	-	-
Minutes	9 at Holy Cross (11/19/19)	Same
FG Made	1 vs. JMU (2/27/20)	Same
FG Att.	4 at Holy Cross (11/19/19)	Same
3-pt. FG Made	1 vs. JMU (2/27/20)	Same
3-pt. FG Att.	4 at Holy Cross (11/19/19)	Same
FT Made	-	-
FT Attempts	-	-

#2 TYSON WALKER

Category	Season High	Career High
Points	42 at UNCW (1/18/20)	Same
Rebounds	5 (4x), Last at Delaware (2/20/20)	Same
Assists	6 (3x), Last vs. Delaware (1/25/20)	Same
Steals	4 (2x) Last at Elon (2/1/20)	Same
Blocks	2 vs. Davidson (12/7/19)	Same
Minutes	39 vs. Delaware (1/25/20)	Same
FG Made	12 vs. Elon (1/2/20)	Same
FG Att.	17 vs. Elon (1/2/20)	Same
3-pt. FG Made	4 vs. Elon (1/2/20)	Same
3-pt. FG Att.	7 vs. Elon (1/2/20)	Same
FT Made	4 (3x), Last at UNCW (1/18/20)	Same
FT Attempts	6 at UNCW (1/18/20)	Same

#10 GREG EBOIGBODIN

Category	Season High	Career High
Points	13 vs. Weber State (11/27/19)	13 vs. Weber State (11/27/19)
Rebounds	9 vs. South Alabama (11/25/19)	9 vs. South Alabama (11/25/19)
Assists	3 (2x) Last vs. Drexel (1/23/20)	3 (2x) Last vs. Drexel (1/23/20)
Steals	2 (2x), Last vs. South Alabama (11/25/19)	2 (4x), Last vs. South Alabama (11/25/19)
Blocks	2 vs. Drexel (1/23/20)	3 at Wisconsin (1/19/18)
Minutes	34 vs. South Alabama (11/25/19)	34 vs. South Alabama (11/25/19)
FG Made	5 vs. Weber State (11/27/19)	5 (2x), Last vs. Weber State (11/27/19)
FG Att.	7 vs. South Alabama (11/25/19)	7 (2x), Last vs. South Alabama (11/25/19)
3-pt. FG Made	-	-
3-pt. FG Att.	1 (3x) Last vs. JMU (2/27/20)	1 (3x) Last vs. JMU (2/27/20)
FT Made	4 (3x), Last vs. Drexel (1/23/20)	4 (6x), Last vs. Drexel (1/23/20)
FT Attempts	6 vs. Drexel (1/23/20)	6 vs. Drexel (1/23/20)

#12 JORDAN ROLAND

Category	Season High	Career High
Points	42* vs. Harvard (11/8/19)	* School Record
Rebounds	7(2x) Last vs. Drexel (1/23/20)	7(2x) Last vs. Drexel (1/23/20)
Assists	4 vs. Weber State (11/27/19)	4 (6x), Last vs. Weber State (11/27/19)
Steals	4 (2x), Last at Charleston (1/16/20)	4 (2x), Last at Charleston (1/16/20)
Blocks	1 (6x), Last vs. Elon (1/2/20)	2 (3x), Last vs. UIC (3/20/17)
Minutes	40 (6x), Last vs. Towson (3/1/20)	40(6x) Last vs. Towson (3/1/20)
FG Made	15 at Boston U. (11/5/19)	15 at Boston U. (11/5/19)
FG Att.	24 at Boston U. (11/5/19)	24 at Boston U. (11/5/19)
3-pt. FG Made	8 vs. Hofstra (1/9/20)	8 (2x), Last vs. Hofstra (1/9/20)
3-pt. FG Att.	11 vs. Hofstra (1/9/20)	12 at James Madison (1/26/19)
FT Made	10 (2x) Last vs. UNCW (2/13/20)	10 (3x), Last vs. UNCW (2/13/20)
FT Attempts	13 vs. UNCW (2/13/20)	13 vs. UNCW (2/13/20)

#13 MYLES FRANKLIN

Category	Season High	Career High
Points	10 at Holy Cross (11/19/19)	10 at Holy Cross (11/19/19)
Rebounds	6 at EMU (12/17/19)	6 at EMU (12/17/19)
Assists	5 (2x), Last at EMU (12/17/19)	5 (2x), Last at EMU (12/17/19)
Steals	2 (2x), Last at Holy Cross (11/19/19)	2 (2x), Last at Holy Cross (11/19/19)
Blocks	1 (2x), Last at Charleston (1/16/20)	1 at Holy Cross (11/19/19)
Minutes	29 vs. Drake (11/26/19)	29 vs. Drake (11/26/19)
FG Made	3 (4x), Last vs. Delaware (1/25/20)	3 (5x), Last vs. Delaware (1/25/20)
FG Att.	8 (2x), Last vs. South Alabama (11/25/19)	8 (2x), Last vs. South Alabama (11/25/19)
3-pt. FG Made	2 (4x), Last vs. Delaware (1/25/20)	2 (5x), Last vs. Delaware (1/25/20)
3-pt. FG Att.	4 (2x), Last at Detroit Mercy (12/19/19)	4 (3x), Last at Detroit Mercy (12/19/19)
FT Made	6 vs. Drake (11/26/19)	6 vs. Drake (11/26/19)
FT Attempts	8 vs. Drake (11/26/19)	8 vs. Drake (11/26/19)

#14 MAXIME BOURSIQUOT

Category	Season High	Career High
Points	18 (2x) Last vs. Charleston (2/15/20)	18 (2x) vs. Charleston (2/15/20)
Rebounds	10 (2x), Last at Detroit Mercy (12/19/19)	13 at Drexel (1/2/17)
Assists	5 at Drexel (2/22/20)	5 (2x) Last at Drexel (2/22/20)
Steals	4 (2x) Last vs. UNCW (2/13/20)	4 (2x) vs. UNCW (2/13/20)
Blocks	2 vs. Towson (3/1/20)	2 vs. Towson (3/1/20)
Minutes	34 vs. Towson (3/8/20)	47 at Elon (2/23/17)
FG Made	9 vs. Charleston (2/15/20)	9 vs. Charleston (2/15/20)
FG Att.	11 (2x) Last vs. Charleston (2/15/20)	15 at Oakland (12/20/16)
3-pt. FG Made	2 (2x), Last vs. Davidson (12/7/19)	3 (3x), Last vs. James Madison (1/7/18)
3-pt. FG Att.	5 vs. Davidson (12/7/19)	5 vs. Davidson (12/7/19)
FT Made	4 (3x) Last vs. UNCW (2/13/20)	4(5x) Last vs. UNCW (2/13/20)
FT Attempts	7 vs. UNCW (2/13/20)	7 vs. UNCW (2/13/20)

#20 BOLDEN BRACE

Category	Season High	Career High
Points	22 at Detroit Mercy (12/19/19)	40 at Elon (2/23/17)
Rebounds	14 vs. UNCW (2/13/20)	14 (2x) Last vs. UNCW (2/13/20)
Assists	8 at JMU (12/30/19)	9 vs. Hofstra (3/12/19)
Steals	4 (2x) Last at Delaware (2/20/20)	4 (2x) Last at Delaware (2/20/20)
Blocks	1 (4x), Last at Delaware (2/20/20)	2 (5x), Last vs. Kansas (3/21/19)
Minutes	39 at EMU (12/17/19)	50 at Elon (2/23/17)
FG Made	7 (5x), Last vs. Drexel (1/23/20)	14 at Elon (2/23/17)
FG Att.	14 at Charleston (1/16/20)	26 at Elon (2/23/17)
3-pt. FG Made	4 (4x), Last vs. Towson (3/1/20)	10 at Elon (2/23/17)
3-pt. FG Att.	9 (2x), Last vs. Towson (3/1/20)	20 at Elon (2/23/17)
FT Made	6 (2x) Last at Drexel (2/22/20)	6 (5x), Last vs. Drexel (2/22/20)
FT Attempts	7 at Drexel (2/22/20)	7 (3x), Last at Drexel (2/22/20)

#21 GUILIEN SMITH

Category	Season High	Career High
Points	20 vs. JMU (2/27/20)	29 at Bryant (12/22/16)
Rebounds	6 vs. Charleston (2/15/20)	6 (2x) Last vs. Charleston (2/15/20)
Assists	3 vs. Towson (3/8/20)	5 (3x), Last at Penn (3/3/17)
Steals	2 (2x) Last at Elon (2/1/20)	3 (3x), Last vs. Columbia (2/18/17)
Blocks	1(2x) Last vs. Drexel (1/23/20)	1 (5x), Last vs. Drexel (1/23/20)
Minutes	36 vs. JMU (2/27/20)	37 vs. Columbia (2/18/17)
FG Made	7 vs. JMU (2/27/20)	10 at Bryant (12/22/16)
FG Att.	11 vs. JMU (2/27/20)	18 at Bryant (12/22/16)
3-pt. FG Made	5 vs. JMU (2/27/20)	5 (2x) Last vs. JMU (2/27/20)
3-pt. FG Att.	9 vs. JMU (2/27/20)	9 (2x) Last vs. JMU (2/27/20)
FT Made	3 (2x) Last vs. UNCW (2/13/20)	10 at LIU Brooklyn (12/18/16)
FT Attempts	4 vs. UNCW (2/13/20)	12 at LIU Brooklyn (12/18/16)

#22 QUIRIN EMANGA

Category	Season High	Career High
Points	5 at Holy Cross (11/19/19)	Same
Rebounds	5 at Holy Cross (11/19/19)	Same
Assists	1 (4x) Last vs. Towson (3/1/20)	Same
Steals	2 at Holy Cross (11/19/19)	Same
Blocks	2 vs. Elon (1/2/20)	Same
Minutes	16 at Holy Cross (11/19/19)	Same
FG Made	2 at Holy Cross (11/19/19)	Same
FG Att.	4 (2x) Last vs. Towson (3/1/20)	Same
3-pt. FG Made	1 (5x), Last vs. Towson (3/1/20)	Same
3-pt. FG Att.	3 (2x) Last vs. Towson (3/1/20)	Same
FT Made	-	-
FT Attempts	-	-

#24 SHAQUILLE WALTERS

Category	Season High	Career High
Points	16 at Drexel (2/22/20)	20 vs. La Verne (11/10/17)
Rebounds	12 at JMU (12/30/19)	12 at JMU (12/30/19)
Assists	9 vs. Towson (3/1/20)	9 vs. Towson (3/1/20)
Steals	3 at JMU (12/30/19)	3 at JMU (12/30/19)
Blocks	2 at Detroit Mercy (12/19/19)	2 at Detroit Mercy (12/19/19)
Minutes	37 vs. Davidson (12/7/19)	37 vs. Davidson (12/7/19)
FG Made	6 (2x) Last vs. JMU (2/27/20)	8 vs. La Verne (11/10/17)
FG Att.	12 at Hofstra (2/8/20)	12 at Hofstra (2/8/20)
3-pt. FG Made	2 vs. Weber State (11/27/19)	2 vs. Weber State (11/27/19)
3-pt. FG Att.	4 (5x), Last at UNCW (1/18/20)	4 (5x), Last at UNCW (1/18/20)
FT Made	5 (2x) Last vs. Towson (3/8/20)	5 (2x) Last vs. Towson (3/8/20)
FT Attempts	5 (3x) Last vs. Towson (3/8/20)	5 (3x) Last vs. Towson (3/8/20)

#33 TOMAS MURPHY

Category	Season High	Career High
Points	18 at UMass (11/12/19)	21 (3x), Last vs. Towson (2/23/19)
Rebounds	5 at UMass (11/12/19)	12 (2x), Last vs. Towson (2/23/19)
Assists	2 (2x), Last vs. ODU (11/16/19)	7 vs. Eastern Michigan (12/1/18)
Steals	1 vs. ODU (11/16/19)	2 (3x), Last vs. Towson (2/23/19)
Blocks	2 vs. Harvard (11/8/19)	Same
Minutes	32 at UMass (11/12/19)	37 vs. Towson (2/23/19)
FG Made	9 at UMass (11/12/19)	9 at UMass (11/12/19)
FG Att.	12 at UMass (11/12/19)	14 at Bucknell (11/28/18)
3-pt. FG Made	-	3 at Boston U. (11/10/17)
3-pt. FG Att.	1 vs. ODU (11/16/19)	6 at Boston U. (11/10/17)
FT Made	2 at Boston U. (11/5/19)	5 (4x), Last vs. William & Mary (2/17/18)
FT Attempts	2 (2x), Last vs. Harvard (11/8/19)	6 (4x), Last vs. William & Mary (2/17/18)

2019-20 SEASON STATS

2019-2020 Northeastern University Men's Basketball Overall Statistics (as of Mar 8, 2020)

Overall Record: 16-15 Conf: 9-9 Home: 7-6 Away: 7-7 Neutral: 2-2

#	Player	GP-GS	MIN	AVG	FG		3PT		FT		Rebounds				PF	DQ	A	TO	BLK	STL	PTS	AVG
					FG-FGA	FG%	3FG-FGA	3FG%	FT-FTA	FT%	OFF	DEF	TOT	AVG								
12	Roland, Jordan	31-31	1126	36.3	239-490	.488	87-222	.392	125-140	.893	16	90	106	3.4	55	0	54	56	7	51	690	22.3
02	Walker, Tyson	29-28	892	30.8	120-265	.453	32-94	.340	37-56	.661	11	50	61	2.1	72	1	101	62	6	53	309	10.7
20	Brace, Bolden	31-31	1010	32.6	104-235	.443	55-147	.374	56-68	.824	45	160	205	6.6	67	1	69	38	4	35	319	10.3
33	Murphy, Tomas	4-4	117	29.3	17-24	.708	0-1	.000	3-4	.750	5	6	11	2.8	10	0	6	8	3	1	37	9.3
14	Boursiquot, Maxime	29-24	698	24.1	109-190	.574	9-26	.346	28-42	.667	33	106	139	4.8	94	4	34	61	8	49	255	8.8
24	Walters, Shaquille	30-27	791	26.4	84-177	.475	14-51	.275	44-52	.846	12	107	119	4.0	65	1	60	51	7	19	226	7.5
00	Strong, Jason	31-0	354	11.4	42-89	.472	10-27	.370	15-25	.600	16	41	57	1.8	32	0	16	11	4	4	109	3.5
21	Smith, Guilien	27-4	345	12.8	30-73	.411	18-44	.409	12-16	.750	6	24	30	1.1	21	0	18	17	2	11	90	3.3
13	Franklin, Myles	28-0	360	12.9	28-72	.389	15-41	.366	17-22	.773	8	20	28	1.0	31	0	28	31	2	8	88	3.1
10	Eboigbodin, Greg	29-6	392	13.5	27-58	.466	0-3	.000	19-21	.905	39	81	120	4.1	70	1	19	22	5	6	73	2.5
22	Emanga, Quirin	20-0	116	5.8	7-19	.368	5-13	.385	0-0	.000	3	16	19	1.0	8	0	4	5	3	4	19	1.0
01	Cubrillo, Vito	9-0	24	2.7	1-8	.125	1-7	.143	0-0	.000	1	1	2	0.2	0	0	1	1	0	0	3	0.3
Total		31	6225	200.8	808-1700	.475	246-676	.364	356-446	.798	225	737	962	31.0	525	8	410	371	51	241	2218	71.55
Opponents			6225	200.8	747-1637	.456	199-610	.326	368-512	.719	227	698	925	29.8	485	5	325	409	75	162	2061	66.48

Team Statistics	NU	OPP		
SCORING	2218	2061		
Points Per Game	71.5	66.5		
Scoring Margin	5.0	-		
FIELD GOALS-ATT	808-1700	747-1637		
Field Goal Pct	.475	.456		
3 POINT FG-ATT	246-676	199-610		
3PT FG Pct	.364	.326		
3PT Made Per Game	7.9	6.4		
FREE THROWS-ATT	356-446	368-512		
FT Pct	.798	.719		
FT Made Per Game	11.5	11.9		
REBOUNDS	962	925		
Rebounds Per Game	31.0	29.8		
Rebounds Margin	1.2	-		
ASSISTS	410	325		
Assists Per Game	13.2	10.5		
TURNOVERS	371	409		
Turnovers Per Game	12.0	13.2		
Turnovers Margin	1.2	-		
Assist/Turnover Ratio	1.1	0.8		
STEALS	241	162		
Steals Per Game	7.8	5.2		
BLOCKS	51	75		
Blocks Per Game	1.6	2.4		
ATTENDANCE	15,419	30,938		
Dates/Avg Per Date	13-1,186	14-2,210		
Neutral Site #/Avg	-	4-952		
Score by Periods	1st	2nd	OT	Total
Northeastern	1091	1119	8	2218
Opponents	947	1104	10	2061

Conf	Date	Opponent	W/L	Score	Att.
	11/05/19	at Boston University	W	72-67	1171
	11/08/19	HARVARD	W	84-79	1557
	11/12/19	at Massachusetts	L	71-80	2145
	11/16/19	ODU	L	69-76	2209
	11/19/19	at Holy Cross	W	101-44	1432
	11/25/19	vs South Alabama	L	62-74	346
	11/26/19	vs Drake	L	56-59	427
	11/27/19	vs Weber State	W	79-69	317
	12/04/19	MAINE	W	78-63	628
	12/07/19	DAVIDSON	L	63-70	1501
	12/17/19	at Eastern Michigan	L	55-60	1077
	12/19/19	at Detroit Mercy	W	74-61	1151
*	12/28/19	at Towson	W	61-45	1102
*	12/30/19	at James Madison	W	88-72	1890
*	01/02/20	ELON	W	77-68	631
*	01/04/20	WILLIAM & MARY	L	64-66	901
*	01/09/20	HOFSTRA	L	72-74	1202
*	01/16/20	at Col. of Charleston	W	79-76	4340
*	01/18/20	at UNCW	L (OT)	74-76	3212
*	01/23/20	DREXEL	W	85-52	794
*	01/25/20	DELAWARE	L	74-76	1017
*	01/30/20	at William & Mary	L	58-59	3405
*	02/01/20	at Elon	L	69-74	2023
*	02/08/20	at Hofstra	L	71-75	3835
*	02/13/20	UNCW	W	71-63	802
*	02/15/20	COL. OF CHARLESTON	W	65-51	1473
*	02/20/20	at Delaware	L	48-70	2561
*	02/22/20	at Drexel	W	77-68	1594
*	02/27/20	JAMES MADISON	W	77-57	901
*	03/01/20	TOWSON	L	72-75	1803
	03/08/20	vs Towson	W	72-62	2718

* = Conference game

THE STAT CREW SYSTEM
Northeastern Combined Team Statistics (as of Mar 02, 2020)
CAA games only

RECORD:	OVERALL	HOME	AWAY	NEUTRAL
ALL GAMES	9-9	5-4	4-5	0-0
CONFERENCE	9-9	5-4	4-5	0-0
NON-CONFERENCE	0-0	0-0	0-0	0-0

##	Player	gp-gs	min	avg	Total		3-Point		F-Throw		Rebounds				pf	dq	a	to	blk	stl	pts	avg
					fg-fga	fg%	3fg-fga	3fg%	ft-fa	ft%	off	def	tot	avg								
12	Roland, Jordan	18-18	652	36.2	146-306	.477	49-130	.377	72-83	.867	14	55	69	3.8	29	0	28	30	3	29	413	22.9
02	Walker, Tyson	16-16	524	32.8	70-159	.440	18-60	.300	21-33	.636	6	31	37	2.3	43	1	57	31	3	28	179	11.2
20	Brace, Bolden	18-18	600	33.3	60-142	.423	27-84	.321	43-50	.860	26	97	123	6.8	34	0	46	22	1	23	190	10.6
14	Boursiquot, Maxime	18-18	443	24.6	73-128	.570	2-14	.143	16-24	.667	20	69	89	4.9	60	3	20	35	5	34	164	9.1
24	Walters, Shaquille	17-16	469	27.6	52-102	.510	7-20	.350	23-27	.852	7	65	72	4.2	37	0	42	30	4	12	134	7.9
21	Smith, Guillien	18-3	281	15.6	24-54	.444	13-34	.382	11-13	.846	5	21	26	1.4	18	0	14	13	1	11	72	4.0
00	Strong, Jason	18-0	211	11.7	24-53	.453	3-13	.231	10-19	.526	9	20	29	1.6	20	0	9	5	1	3	61	3.4
13	Franklin, Myles	16-0	164	10.3	12-29	.414	4-16	.250	1-2	.500	2	11	13	0.8	15	0	8	13	1	3	29	1.8
10	Eboigbodin, Greg	18-1	195	10.8	8-25	.320	0-2	.000	10-12	.833	23	38	61	3.4	43	1	7	12	3	1	26	1.4
22	Emanga, Quirin	11-0	71	6.5	4-11	.364	3-7	.429	0-0	.000	2	10	12	1.1	4	0	4	4	3	2	11	1.0
01	Cubriilo, Vito	6-0	15	2.5	1-4	.250	1-3	.333	0-0	.000	1	1	2	0.3	0	0	0	1	0	0	3	0.5
Team											14	21	35					3				
Total.....		18	3625		474-1013	.468	127-383	.332	207-263	.787	129	439	568	31.6	303	5	235	199	25	146	1282	71.2
Opponents.....		18	3625		435-943	.461	116-340	.341	211-285	.740	113	435	548	30.4	279	-	197	246	38	80	1197	66.5

TEAM STATISTICS	NU	OPP
SCORING	1282	1197
Points per game	71.2	66.5
Scoring margin	+4.7	-
FIELD GOALS-ATT	474-1013	435-943
Field goal pct	.468	.461
3 POINT FG-ATT	127-383	116-340
3-point FG pct	.332	.341
3-pt FG made per game	7.1	6.4
FREE THROWS-ATT	207-263	211-285
Free throw pct	.787	.740
F-Throws made per game	11.5	11.7
REBOUNDS	568	548
Rebounds per game	31.6	30.4
Rebounding margin	+1.1	-
ASSISTS	235	197
Assists per game	13.1	10.9
TURNOVERS	199	246
Turnovers per game	11.1	13.7
Turnover margin	+2.6	-
Assist/turnover ratio	1.2	0.8
STEALS	146	80
Steals per game	8.1	4.4
BLOCKS	25	38
Blocks per game	1.4	2.1
ATTENDANCE	9524	23962
Home games-Avg/Game	9-1058	9-2662
Neutral site-Avg/Game	-	0-0

Date	Opponent	Score	Att.
* 12/28/19	at Towson	W 61-45	1102
* 12/30/19	at James Madison	W 88-72	1890
* 01/02/20	ELON	W 77-68	631
* 01/04/20	WILLIAM & MARY	L 64-66	901
* 01/09/20	HOFSTRA	L 72-74	1202
* 01/16/20	at Col. of Charleston	W 79-76	4340
* 01/18/20	at UNCW	Lot 74-76	3212
* 01/23/20	DREXEL	W 85-52	794
* 01/25/20	DELAWARE	L 74-76	1017
* 02/01/20	at Elon	L 69-74	2023
* 01/30/20	at William & Mary	L 58-59	3405
* 02/08/20	at Hofstra	L 71-75	3835
* 02/13/20	UNCW	W 71-63	802
* 02/15/20	COL. OF CHARLESTON	W 65-51	1473
* 02/20/20	at Delaware	L 48-70	2561
* 02/22/20	at Drexel	W 77-68	1594
* 02/27/20	JAMES MADISON	W 77-57	901
* 03/01/20	TOWSON	L 72-75	1803

* = Conference game

Score by Periods	1st	2nd	OT	Totals
Northeastern	617	657	8	1282
Opponents	551	636	10	1197

2019-20 GAME-BY-GAME STATS

THE STAT CREW SYSTEM Northeastern Team Game-by-Game Comparison (as of Mar 09, 2020) All games

Opponent	1st	2nd	Score	Mar	Total FG	FG Pct	3-Pointers	3FG Pct	Free Throws	FT Pct	Rebounds	Assist	T/Over	Block	Steal	Fouls
Boston University	32/33	40/34	72-67	+5	28-55/27-55	.509/.491	5-16/8-26	.313/.308	11-14/5-12	.786/.417	31/30 +1	10/11	12/15	1/4	10/5	18/15
HARVARD	44/27	40/52	84-79	+5	28-51/29-61	.549/.475	11-19/8-25	.579/.320	17-22/13-17	.773/.765	28/33 (5)	10/14	10/10	3/2	5/5	19/18
UMass	34/36	37/44	71-80	(9)	28-58/27-57	.483/.474	8-25/13-27	.320/.481	7-8/13-17	.875/.765	34/26 +8	18/16	13/7	0/3	6/10	17/13
ODU	33/39	36/37	69-76	(7)	24-51/30-59	.471/.508	11-22/4-15	.500/.267	10-12/12-20	.833/.600	26/36 (10)	12/8	18/12	3/3	7/12	16/17
Holy Cross	63/23	38/21	101-44	+57	39-65/17-57	.600/.298	16-29/2-27	.552/.074	7-9/8-12	.778/.667	42/24 +18	23/7	14/17	3/6	13/7	11/14
South Alabama	28/27	34/47	62-74	(12)	24-55/26-46	.436/.565	6-19/4-11	.316/.364	8-10/18-24	.800/.750	20/28 (8)	9/8	16/15	2/5	9/8	18/14
Drake	33/30	23/29	56-59	(3)	18-39/19-59	.327/.438	5-17/6-25	.294/.240	15-20/15-17	.750/.882	27/30 (3)	7/7	19/9	3/0	4/6	19/19
Weber State	47/29	32/40	79-69	+10	26-47/25-49	.553/.510	15-26/8-21	.577/.381	12-13/11-18	.923/.611	25/18 +7	16/8	19/13	0/2	6/9	20/11
MAINE	36/32	42/31	78-63	+15	27-53/23-47	.509/.489	10-24/7-22	.417/.318	14-16/10-14	.875/.714	29/26 +3	13/16	10/16	1/3	13/3	14/17
DAVIDSON	29/37	34/33	63-70	(7)	22-51/27-52	.431/.519	7-25/9-21	.280/.429	12-14/7-11	.857/.636	28/29 (1)	13/11	8/11	3/1	5/3	15/15
Eastern Michigan	29/31	26/29	55-60	(5)	18-55/21-48	.327/.438	11-31/5-14	.355/.357	8-11/13-20	.727/.650	34/36 (2)	10/5	14/14	4/4	6/7	18/15
Detroit Mercy	33/29	41/32	74-61	+13	25-57/19-54	.439/.352	9-24/4-18	.375/.222	15-17/19-27	.882/.704	43/29 +14	19/6	12/9	2/1	6/4	22/18
Towson	29/17	32/28	61-45	+16	22-53/17-50	.415/.340	6-20/1-11	.300/.091	11-13/10-15	.846/.667	39/31 +8	9/8	14/15	1/3	6/4	16/14
James Madison	42/30	46/42	88-72	+16	31-61/28-61	.508/.459	12-31/3-15	.387/.200	14-21/13-23	.667/.565	41/34 +7	23/11	11/10	1/1	6/3	18/18
ELON	42/33	35/35	77-68	+9	28-56/27-59	.500/.458	9-20/10-27	.450/.370	12-15/4-8	.800/.500	26/37 (11)	12/11	5/11	3/0	9/0	10/14
WILLIAM & MARY	27/33	37/33	64-66	(2)	27-62/29-53	.435/.547	6-19/7-18	.316/.389	4-5/1-2	.800/.500	25/34 (9)	11/11	8/17	2/2	11/2	12/11
HOFSTRA	24/40	48/34	72-74	(2)	28-57/30-54	.491/.556	9-20/4-13	.450/.308	7-8/10-13	.875/.769	29/26 +3	18/7	14/13	0/0	8/9	17/11
Col. of Charleston	36/43	43/33	79-76	+3	28-58/27-57	.483/.474	12-26/10-22	.462/.455	11-12/12-15	.917/.800	30/32 (2)	14/15	12/13	2/3	9/9	15/14
UNCW	35/28	31/38	74-76	(2)	26-63/29-57	.413/.509	8-29/5-15	.276/.333	14-22/13-20	.636/.650	38/35 +3	6/9	10/13	0/2	7/2	22/23
DREXEL	49/17	36/35	85-52	+33	32-58/16-49	.552/.327	9-17/6-19	.529/.316	12-14/14-16	.857/.875	34/28 +6	16/7	7/17	3/0	9/3	20/17
DELAWARE	42/29	32/47	74-76	(2)	27-53/27-50	.509/.540	7-21/7-24	.333/.292	13-14/15-20	.929/.750	23/30 (7)	15/12	12/13	1/2	10/6	20/16
Elon	30/36	39/38	69-74	(5)	22-57/27-44	.386/.614	6-21/10-19	.286/.526	19-19/10-13	1000/.769	27/27 -	8/12	12/20	1/4	14/2	15/18
William & Mary	29/24	29/35	58-59	(1)	24-52/19-51	.462/.373	3-11/2-17	.273/.118	7-14/19-22	.500/.864	32/33 (1)	10/9	12/12	1/2	7/4	20/16
Hofstra	40/30	31/45	71-75	(4)	26-57/22-55	.456/.400	6-20/7-22	.300/.318	13-14/24-29	.929/.828	34/32 +2	13/10	18/14	2/3	5/8	25/18
UNCW	34/24	37/39	71-63	+8	24-50/20-51	.480/.392	2-14/9-22	.143/.409	21-31/14-19	.677/.737	36/31 +5	13/14	11/16	2/1	8/3	20/23
COL. OF CHARLESTON	33/33	32/18	65-51	+14	26-54/19-47	.481/.404	4-21/7-19	.190/.368	9-11/6-8	.818/.750	36/24 +12	10/8	13/17	0/2	10/6	10/14
Delaware	21/43	27/27	48-70	(22)	20-54/27-50	.370/.540	6-21/6-18	.286/.333	2-6/10-13	.333/.769	29/32 (3)	9/13	14/13	1/5	10/7	12/8
Drexel	36/34	41/34	77-68	+9	26-51/28-57	.510/.491	3-15/5-16	.200/.313	22-25/7-12	.880/.583	30/23 +7	15/17	11/9	0/4	7/8	14/18
JAMES MADISON	41/23	36/34	77-57	+20	30-60/18-47	.500/.383	10-27/10-27	.370/.370	7-7/11-14	1000/.786	30/29 +1	17/13	5/14	1/0	5/0	15/11
TOWSON	27/34	45/41	72-75	(3)	27-57/25-51	.474/.490	9-30/7-16	.300/.438	9-12/18-23	.750/.783	29/30 (1)	16/10	10/9	4/4	5/4	22/15
Towson	33/23	39/39	72-62	+10	27-51/22-49	.529/.449	5-16/5-18	.313/.278	13-17/13-18	.765/.722	27/32 (5)	15/11	7/15	1/3	5/3	15/20

Note: Game totals are displayed in the format TEAM/OPPONENT for each category

PLAYER CAREER STATS

MAX BOURSQUOT

CAREER STATISTICS

	GP/GS	MIN/AVG	FG			3-Point			Free Throw			Rebounds				AST	BLK	STL	Scoring	
			FG	FGA	PCT	FG	FGA	PCT	FT	FTA	PCT	OFF	DEF	TOT	AVG				PTS	AVG
2016-17	31/2	625/20.2	62	127	.488	10	18	.556	29	42	.690	39	91	130	4.2	20	6	10	163	5.3
2017-18	33/32	648/19.6	87	168	.518	13	40	.325	22	32	.688	35	91	126	3.8	42	7	25	209	6.3
2018-19	-REDSHIRT SEASON-																			
2019-20	29/24	701/24.2	109	190	.574	9	26	.346	28	42	.667	33	107	140	4.8	33	8	49	255	8.8
TOTAL	93/58	1974/21.2	258	485	.532	32	84	.381	79	116	.681	107	289	396	4.3	95	21	84	627	6.7

CAA STATISTICS

	GP/GS	MIN/AVG	FG			3-Point			Free Throw			Rebounds				AST	BLK	STL	Scoring	
			FG	FGA	PCT	FG	FGA	PCT	FT	FTA	PCT	OFF	DEF	TOT	AVG				PTS	AVG
2016-17	18/4	404/22.4	36	70	.514	8	14	.571	13	21	.619	22	66	88	4.9	15	4	4	93	5.2
2017-18	18/18	326/18.1	45	88	.511	7	20	.350	14	19	.737	22	43	65	3.6	19	4	17	111	6.2
2018-19	-REDSHIRT SEASON-																			
2019-20	18/18	446/24.8	73	128	.570	2	14	.143	16	24	.667	20	70	90	5.0	19	5	34	164	9.1
TOTAL	54/40	1176/21.8	154	286	.538	17	48	.354	43	64	.672	64	179	243	4.5	53	13	55	368	6.8

BOLDEN BRACE

CAREER STATISTICS

	GP/GS	MIN/AVG	FG			3-Point			Free Throw			Rebounds				AST	BLK	STL	Scoring	
			FG	FGA	PCT	FG	FGA	PCT	FT	FTA	PCT	OFF	DEF	TOT	AVG				PTS	AVG
2016-17	31/9	757/24.4	75	207	.362	56	172	.326	25	31	.806	14	88	102	3.3	49	9	12	231	7.5
2017-18	33/6	812/24.6	82	178	.461	55	139	.396	42	51	.824	24	132	156	4.7	72	14	21	261	7.9
2018-19	34/34	1067/31.4	111	235	.472	57	138	.413	59	74	.797	26	181	207	6.1	92	9	32	338	9.9
2019-20	31/31	1004/32.4	104	235	.443	55	147	.374	56	69	.812	45	160	205	6.6	69	4	34	319	10.3
TOTAL	129/80	3639/28.2	372	855	.435	223	596	.374	182	225	.809	109	561	670	5.2	282	36	99	1149	8.9

CAA STATISTICS

	GP/GS	MIN/AVG	FG			3-Point			Free Throw			Rebounds				AST	BLK	STL	Scoring	
			FG	FGA	PCT	FG	FGA	PCT	FT	FTA	PCT	OFF	DEF	TOT	AVG				PTS	AVG
2016-17	18/6	517/28.7	61	152	.401	45	124	.363	16	18	.889	8	56	64	3.6	37	8	8	183	10.2
2017-18	18/0	473/26.3	48	99	.485	33	77	.429	27	33	.818	15	84	99	5.5	42	7	12	156	8.7
2018-19	18/18	625/34.2	69	146	.473	33	80	.413	31	40	.775	14	108	122	6.8	48	5	18	202	11.2
2019-20	18/18	594/33.0	60	142	.423	27	84	.321	43	51	.843	26	97	123	6.8	46	1	22	190	10.6
TOTAL	72/42	2199/30.5	238	539	.442	138	365	.378	117	142	.824	63	345	408	5.7	173	21	60	731	10.2

VITO CUBRILO

CAREER STATISTICS

	GP/GS	MIN/AVG	FG			3-Point			Free Throw			Rebounds				AST	BLK	STL	Scoring	
			FG	FGA	PCT	FG	FGA	PCT	FT	FTA	PCT	OFF	DEF	TOT	AVG				PTS	AVG
2019-20	9/0	24/2.7	1	8	.125	1	7	.143	0	0	.000	1	1	2	0.2	1	0	0	3	0.3

CAA STATISTICS

	GP/GS	MIN/AVG	FG			3-Point			Free Throw			Rebounds				AST	BLK	STL	Scoring	
			FG	FGA	PCT	FG	FGA	PCT	FT	FTA	PCT	OFF	DEF	TOT	AVG				PTS	AVG
2019-20	6/0	15/2.5	1	4	.250	1	3	.333	0	0	.000	1	1	2	0.3	0	0	0	3	0.5

GREG EBOIGBODIN

CAREER STATISTICS

	GP/GS	MIN/AVG	FG			3-Point			Free Throw			Rebounds				AST	BLK	STL	Scoring	
			FG	FGA	PCT	FG	FGA	PCT	FT	FTA	PCT	OFF	DEF	TOT	AVG				PTS	AVG
2017-18*	30/2	318/10.6	27	49	.551	0	0	.000	11	25	.440	33	40	73	2.4	8	11	11	65	2.2
2018-19	-REDSHIRT SEASON-																			
2019-20	29/6	390/13.4	27	58	.466	0	3	.000	19	21	.905	39	81	120	4.1	18	5	6	70	2.5
TOTAL	59/8	708/12.0	54	107	.505	0	3	.000	30	46	.652	72	121	193	3.3	26	16	17	133	2.3

* Stats at Illinois

LEAGUE STATISTICS

	GP/GS	MIN/AVG	FG			3-Point			Free Throw			Rebounds				AST	BLK	STL	Scoring	
			FG	FGA	PCT	FG	FGA	PCT	FT	FTA	PCT	OFF	DEF	TOT	AVG				PTS	AVG
2017-18*	17/2	238/13.9	24	37	.649	0	0	.000	8	18	.444	21	29	50	3.1	7	8	6	56	3.2
2018-19	-REDSHIRT SEASON-																			
2019-20	18/1	193/10.7	8	25	.320	0	2	.000	10	12	.833	23	38	61	3.4	6	3	1	26	1.4
TOTAL	35/3	431/12.3	32	62	.516	0	2	.000	18	30	.600	44	67	111	3.2	13	11	7	82	2.3
CAA	18/1	193/10.7	8	25	.320	0	2	.000	10	12	.833	23	38	61	3.4	6	3	1	26	1.4

PLAYER CAREER STATS

QUIRIN EMANGA

CAREER STATISTICS

	GP/GS	MIN/AVG	FG			3-Point			Free Throw			Rebounds				AST	BLK	STL	Scoring	
			FG	FGA	PCT	FG	FGA	PCT	FT	FTA	PCT	OFF	DEF	TOT	AVG				PTS	AVG
2019-20	20/0	112/5.6	7	20	.350	5	13	.385	0	0	.000	3	16	19	1.0	4	3	3	19	1.0

CAA STATISTICS

	GP/GS	MIN/AVG	FG			3-Point			Free Throw			Rebounds				AST	BLK	STL	Scoring	
			FG	FGA	PCT	FG	FGA	PCT	FT	FTA	PCT	OFF	DEF	TOT	AVG				PTS	AVG
2019-20	11/0	67/6.1	4	12	.333	3	7	.429	0	0	.000	2	10	12	1.1	4	3	1	11	1.0

MYLES FRANKLIN

CAREER STATISTICS

	GP/GS	MIN/AVG	FG			3-Point			Free Throw			Rebounds				AST	BLK	STL	Scoring	
			FG	FGA	PCT	FG	FGA	PCT	FT	FTA	PCT	OFF	DEF	TOT	AVG				PTS	AVG
2017-18	16/0	58/3.6	5	13	.384	2	8	.250	3	6	.500	0	6	6	0.4	3	0	1	15	0.9
2018-19	28/1	288/10.3	13	42	.310	7	24	.292	16	26	.615	9	15	24	0.9	21	0	2	49	1.8
2019-20	28/0	362/12.9	28	72	.389	15	41	.366	17	22	.773	8	20	28	1.0	28	2	9	88	3.1
TOTAL	72/1	708/9.8	46	127	.362	24	73	.329	36	54	.667	17	41	58	0.8	52	2	12	152	2.1

CAA STATISTICS

	GP/GS	MIN/AVG	FG			3-Point			Free Throw			Rebounds				AST	BLK	STL	Scoring	
			FG	FGA	PCT	FG	FGA	PCT	FT	FTA	PCT	OFF	DEF	TOT	AVG				PTS	AVG
2017-18	5/0	10/2.0	1	3	.333	0	2	.000	0	2	.000	0	1	1	0.2	0	0	1	2	0.4
2018-19	14/0	133/9.5	8	18	.444	5	12	.417	9	15	.600	6	4	10	0.7	10	0	1	30	2.1
2019-20	16/0	166/10.4	12	29	.414	4	16	.250	1	2	.500	2	11	13	0.8	8	1	4	29	1.8
TOTAL	35/0	309/8.8	21	50	.420	9	30	.300	10	19	.526	8	16	24	0.7	18	1	6	61	1.7

TOMAS MURPHY

CAREER STATISTICS

	GP/GS	MIN/AVG	FG			3-Point			Free Throw			Rebounds				AST	BLK	STL	Scoring	
			FG	FGA	PCT	FG	FGA	PCT	FT	FTA	PCT	OFF	DEF	TOT	AVG				PTS	AVG
2017-18	33/0	533/16.2	88	155	.568	4	16	.250	37	49	.755	39	40	79	2.4	26	3	4	217	6.6
2018-19	31/8	590/19.0	100	198	.505	13	28	.464	37	50	.740	35	70	105	3.4	27	4	12	250	8.1
2019-20	4/4	117/29.3	17	24	.708	0	1	.000	3	4	.750	5	6	11	2.8	6	3	1	37	9.3
TOTAL	68/12	1230/18.1	205	377	.544	17	45	.378	77	103	.748	79	116	195	2.9	59	10	17	504	7.4

CAA STATISTICS

	GP/GS	MIN/AVG	FG			3-Point			Free Throw			Rebounds				AST	BLK	STL	Scoring	
			FG	FGA	PCT	FG	FGA	PCT	FT	FTA	PCT	OFF	DEF	TOT	AVG				PTS	AVG
2017-18	18/0	291/16.2	53	87	.609	1	5	.200	26	30	.867	21	22	43	2.4	13	1	3	133	7.4
2018-19	15/1	266/17.7	48	88	.545	9	16	.563	10	13	.769	18	32	50	3.3	8	2	7	115	7.7
2019-20	DNP																			
TOTAL	33/1	557/16.9	101	175	.577	10	21	.476	36	43	.837	39	54	93	2.8	21	3	10	248	7.5

JORDAN ROLAND

CAREER STATISTICS

	GP/GS	MIN/AVG	FG			3-Point			Free Throw			Rebounds				AST	BLK	STL	Scoring	
			FG	FGA	PCT	FG	FGA	PCT	FT	FTA	PCT	OFF	DEF	TOT	AVG				PTS	AVG
2015-16*	35/0	163/4.7	11	45	.244	2	14	.143	17	22	.773	5	9	14	0.4	5	1	5	41	1.2
2016-17*	35/11	703/20.1	88	185	.476	43	103	.417	16	23	.696	16	54	70	2.0	48	10	27	235	6.7
2017-18	-REDSHIRT SEASON-																			
2018-19	34/24	1038/30.5	167	370	.451	99	246	.402	65	72	.903	16	65	81	2.4	58	8	40	498	14.6
2019-20	31/31	1123/36.2	239	491	.487	87	222	.392	125	140	.893	16	90	106	3.4	54	7	50	690	22.3
TOTAL	135/66	3027/22.4	505	1091	.463	231	585	.395	223	257	.868	53	218	271	2.0	165	26	122	1464	10.8
NU TOTAL	64/54	2161/33.2	406	861	.472	186	468	.397	190	212	.896	32	155	187	2.9	112	15	90	1188	18.3

* at George Washington

LEAGUE STATISTICS

	GP/GS	MIN/AVG	FG			3-Point			Free Throw			Rebounds				AST	BLK	STL	Scoring	
			FG	FGA	PCT	FG	FGA	PCT	FT	FTA	PCT	OFF	DEF	TOT	AVG				PTS	AVG
2015-16*	17/0	89/5.2	6	27	.222	1	9	.111	11	13	.846	3	6	9	0.5	2	0	2	24	1.4
2016-17*	18/4	354/19.7	42	93	.452	22	52	.423	4	7	.571	7	21	28	1.6	21	6	13	110	6.1
2017-18	-REDSHIRT SEASON-																			
2018-19	18/12	555/30.8	87	204	.426	51	133	.383	36	41	.878	10	35	45	2.5	32	6	24	261	14.5
2019-20	18/18	649/36.1	146	306	.477	49	130	.377	72	83	.867	14	55	69	3.8	28	3	28	413	22.9
TOTAL	71/34	1647/23.2	281	630	.446	123	324	.380	123	144	.854	34	117	151	2.1	83	15	67	808	11.4
A-10	35/4	443/12.7	48	120	.400	23	61	.377	15	20	.750	10	27	37	1.1	23	6	15	134	3.8
CAA	35/30	1204/33.4	233	510	.457	100	263	.380	108	124	.871	24	90	114	3.2	60	9	52	674	18.7

PLAYER CAREER STATS

GUILIEN SMITH

CAREER STATISTICS

			FG			3-Point			Free Throw			Rebounds								Scoring	
	GP/GS	MIN/AVG	FG	FGA	PCT	FG	FGA	PCT	FT	FTA	PCT	OFF	DEF	TOT	AVG	AST	BLK	STL	PTS	AVG	
2015-16*	28/8	412/14.7	49	129	.380	13	45	.289	29	37	.784	7	30	37	1.3	14	0	11	140	5.0	
2016-17*	27/27	778/28.8	107	248	.431	34	92	.370	76	101	.752	11	84	95	3.5	49	1	20	324	12.0	
2017-18*	3/3	81/27.0	10	29	.345	2	9	.222	9	91	.000	1	6	7	2.3	4	0	2	31	10.3	
2018-19*	17/6	258/15.2	23	73	.315	8	38	.211	16	20	.800	5	29	34	2.0	16	2	8	70	4.1	
2019-20	27/4	347/12.9	30	73	.411	18	44	.409	12	16	.750	6	24	30	1.1	18	2	10	90	3.3	
Total	102/48	1875/18.4	219	552	.397	75	228	.329	142	183	.776	30	173	203	2.0	101	5	51	655	6.4	

* - at Dartmouth

LEAGUE STATISTICS

			FG			3-Point			Free Throw			Rebounds							Scoring	
	GP/GS	MIN/AVG	FG	FGA	PCT	FG	FGA	PCT	FT	FTA	PCT	OFF	DEF	TOT	AVG	AST	BLK	STL	PTS	AVG
2015-16*	14/3	204/14.6	22	62	.355	4	15	.267	15	21	.714	2	14	16	1.1	6	0	5	63	4.5
2016-17*	14/14	405/28.9	58	134	.433	15	45	.333	30	45	.667	7	37	44	3.1	25	1	9	161	11.5
2017-18*	-REDSHIRT SEASON-																			
2018-19*	11/1	128/11.6	11	33	.333	4	18	.222	8	12	.667	3	16	19	1.7	7	1	3	34	3.1
2019-20	18/3	283/15.7	24	54	.444	13	34	.382	11	13	.846	5	21	26	1.4	14	1	10	72	4.0
TOTAL	58/21	1020/17.9	115	283	.406	36	112	.321	64	91	.703	17	88	105	1.8	52	3	27	330	5.8
IVY	39/18	737/18.9	91	229	.397	23	78	.295	53	78	.679	12	67	79	2.0	38	2	17	258	6.6

JASON STRONG

CAREER STATISTICS

			FG			3-Point			Free Throw			Rebounds						Scoring		
	GP/GS	MIN/AVG	FG	FGA	PCT	FG	FGA	PCT	FT	FTA	PCT	OFF	DEF	TOT	AVG	AST	BLK	STL	PTS	AVG
2017-18	10/0	31/3.1	0	11	.000	0	3	.000	0	0	.000	1	1	2	0.2	2	0	0	0	0.0
2018-19	29/3	279/9.6	40	83	.482	10	30	.333	7	10	.700	12	31	43	1.5	6	4	3	97	3.3
2019-20	31/0	357/11.5	42	89	.472	10	27	.370	15	26	.577	16	41	57	1.8	17	4	4	109	3.5
Total	70/3	667/9.5	82	183	.448	20	60	.333	22	36	.611	29	73	102	1.5	25	8	7	206	2.9

CAA STATISTICS

			FG			3-Point			Free Throw			Rebounds								Scoring	
	GP/GS	MIN/AVG	FG	FGA	PCT	FG	FGA	PCT	FT	FTA	PCT	OFF	DEF	TOT	AVG	AST	BLK	STL	PTS	AVG	
2017-18	1/0	2/2.0	0	1	.000	0	0	.000	0	0	.000	0	0	0	0.0	0	0	0	0	0.0	
2018-19	15/1	106/7.1	8	23	.348	1	8	.125	2	3	.667	3	11	14	0.9	4	2	1	19	1.3	
2019-20	18/0	214/11.9	24	53	.453	3	13	.231	10	20	.500	9	20	29	1.6	10	1	3	61	3.4	
Total	34/1	322/9.5	32	77	.416	4	21	.190	12	23	.522	12	31	43	1.3	14	3	4	80	2.4	

TYSON WALKER

CAREER STATISTICS

	GP/GS		MIN/AVG		FG			3-Point			Free Throw			Rebounds				AST	BLK	STL	Scoring	
					FG	FGA	PCT	FG	FGA	PCT	FT	FTA	PCT	OFF	DEF	TOT	AVG				PTS	AVG
2019-20	29/29	895/30.9	120	266	.451	32	94	.340	37	56	.661	11	49	60	2.1	100	5	52	309	10.7		

CAA STATISTICS

	GP/GS		MIN/AVG		FG			3-Point			Free Throw			Rebounds				AST	BLK	STL	Scoring	
					FG	FGA	PCT	FG	FGA	PCT	FT	FTA	PCT	OFF	DEF	TOT	AVG				PTS	AVG
2019-20	16/16	527/32.9	70	160	.438	18	60	.300	21	33	.636	6	30	36	2.3	56	2	27	179	11.2		

SHAQUILLE WALTERS

CAREER STATISTICS

	GP/GS		MIN/AVG		FG			3-Point			Free Throw			Rebounds				AST	BLK	STL	Scoring	
					FG	FGA	PCT	FG	FGA	PCT	FT	FTA	PCT	OFF	DEF	TOT	AVG				PTS	AVG
2017-18*	21/0	311/14.8	31	67	.463	7	22	.318	10	18	.556	2	35	37	1.8	15	3	4	79	3.8		
2018-19	10/0	123/12.3	3	17	.176	0	4	.000	10	14	.714	1	12	13	1.3	7	1	3	16	1.6		
2019-20	30/27	792/26.4	84	177	.475	14	51	.275	44	52	.846	12	107	119	4.0	60	7	20	226	7.5		
TOTAL	61/27	1227/20.1	118	261	.452	21	77	.273	64	84	.762	15	154	169	2.8	83	11	27	321	5.3		
NU TOTAL	40/27	916/22.9	87	194	.448	14	55	.255	54	66	.818	13	119	132	3.3	68	8	23	242	6.1		

* at Santa Clara

LEAGUE STATISTICS

	GP/GS		MIN/AVG		FG		3-Point			Free Throw			Rebounds				AST	BLK	STL	Scoring	
					FG	FGA	PCT	FG	FGA	PCT	FT	FTA	PCT	OFF	DEF	TOT				AVG	PTS
2017-18*	8/0	112/14.0	7	22	.318	4	10	.400	2	5	.400	1	11	12	1.5	7	3	2	20	2.5	
2018-19	2/0	7/3.5	0	0	.000	0	0	.000	0	0	.000	0	1	1	0.5	0	0	0	0	0.0	
2019-20	17/16	470/27.6	52	102	.510	7	20	.350	23	27	.852	7	65	72	4.2	42	4	13	134	7.9	
TOTAL	27/16	589/21.8	59	124	.476	11	30	.367	25	32	.781	8	77	85	3.1	49	7	15	154	5.7	
CAA	19/16	477/25.1	52	102	.510	7	20	.350	23	27	.852	7	66	73	3.8	42	4	13	134	7.1	

Northeastern (16-15)
Men's Basketball National Ranking Summary
Thru Games 03/08/2020

[Back to team selections](#)[CAA - All Teams](#)

Category	Rank	Actual	National Leader	Actual
Won-Lost Percentage (351 ranked)	174	51.6	San Diego St.	93.8
Scoring Offense (351 ranked)	159	71.5	Gonzaga	87.7
Scoring Defense (351 ranked)	96	66.5	Virginia	52.4
Scoring Margin (351 ranked)	95	5.1	Gonzaga	20.1
Field-Goal Percentage (351 ranked)	17	47.5	Dayton	52.5
Field-Goal Percentage Defense (351 ranked)	305	45.7	Memphis	36.1
Three-Point Field Goals Per Game (351 ranked)	107	7.9	North Florida	11.8
Three-Point Field-Goal Percentage (351 ranked)	42	36.4	BYU	42.3
Three Pt FG Defense (351 ranked)	148	32.6	Arkansas	27.3
Free-Throw Percentage (351 ranked)	1	79.8	Northeastern	79.8
Rebound Margin (351 ranked)	145	1.2	Houston	9.5
Assists Per Game (351 ranked)	167	13.2	Belmont	18.3
Assist Turnover Ratio (351 ranked)	94	1.1	Notre Dame	1.66
Blocked Shots Per Game (351 ranked)	344	1.6	FIU	6.5
Steals Per Game (351 ranked)	48	7.8	SFA	10.5
Turnovers Per Game (351 ranked)	75	12.0	Liberty	9.4
Turnover Margin (351 ranked)	95	1.2	UNC Greensboro	6.4
Personal Fouls Per Game (351 ranked)	143	16.9	Notre Dame	12.3
Total Blocks (355 ranked)	342	51.0	FIU	201.0
Total Assists (351 ranked)	164	410.0	Belmont	604.0
Total Rebounds (351 ranked)	332	962.0	Winthrop	1388.0
Free Throw Attempts (351 ranked)	330	446.0	Hampton	821.0
Free Throws Made (351 ranked)	290	356.0	Arkansas St.	578.0
3-pt Field Goal Attempts (351 ranked)	169	676.0	North Florida	1031.0
Total 3-point FGM (351 ranked)	109	246.0	North Florida	391.0
Total Steals (351 ranked)	50	241.0	SFA	324.0
Fewest Turnovers (351 ranked)	75	372.0	Western Ill.	290.0
Fewest Fouls (351 ranked)	139	525.0	Notre Dame	381.0
Offensive Rebounds Per Game (351 ranked)	333	7.26	West Virginia	15.19
Defensive Rebounds per Game (351 ranked)	299	23.77	Utah St.	30.0
Turnovers Forced (351 ranked)	185	13.19	SFA	21.61
Total Rebounds Per Game (351 ranked)	340	31.03	Buffalo	42.16

Category	Player	Rank	Actual	National Leader	Actual
Points Per Game (250 ranked)	Jordan Roland	7	22.3	Markus Howard, Marquette	27.8
Field-Goal Percentage (250 ranked)	Jordan Roland	104	48.7	Udoka Azubuike, Kansas	74.8
Three-Point Field Goals Per Game (250 ranked)	Jordan Roland	40	2.81	Markus Howard, Marquette	4.17
Three-Point Field-Goal Percentage (250 ranked)	Jordan Roland	38	39.2	Stefan Gonzalez, UC Davis	47.7
Free-Throw Percentage (250 ranked)	Jordan Roland	12	89.3	Terrell Gomez, CSUN	94.8
Rebounds Per Game (250 ranked)	Bolden Brace	233	6.6	Kevin Marfo, Quinnipiac	13.3
Assists Per Game (250 ranked)	Tyson Walker	211	3.5	Javon Levi, UTRGV	8.0
Blocked Shots Per Game (250 ranked)				Osasumwen Osaghae, FIU	3.74
Steals Per Game (250 ranked)	Tyson Walker	57	1.83	Jacob Gilyard, Richmond	3.19
	Maxime Boursiquot	102	1.69		
	Jordan Roland	113	1.65		
Total Points (250 ranked)	Jordan Roland	9	690.0	Jhivvan Jackson, UTSA	844.0
Total Rebounds (250 ranked)	Bolden Brace	218	205.0	Kevin Marfo, Quinnipiac	400.0
Assist Turnover Ratio (250 ranked)	Tyson Walker	176	1.63	Connor McCaffery, Iowa	4.59
Double Doubles (250 ranked)	Bolden Brace	237	4.0	John Mooney, Notre Dame	25.0
Triple Doubles (50 ranked)				Mason Faulkner, Western Caro.	2.0

				Kameron Langley, N.C. A&T	2.0
Total Assists (250 ranked)	Tyson Walker	235	101.0	Zavier Simpson, Michigan	236.0
Total Blocks (250 ranked)				Osasumwen Osaghae, FIU	116.0
Total Field Goals Made (250 ranked)	Jordan Roland	10	239.0	Ben Stanley , Hampton	295.0
Total Minutes (250 ranked)	Jordan Roland	30	67506.0	Jordan Ford, Saint Mary's (CA)	73110.0
Minutes Per Game (250 ranked)	Jordan Roland	35	2177.6	Kyle Lofton, St. Bonaventure	2305.3
3-pt Field Goal Attempts (250 ranked)	Jordan Roland	54	222.0	Jhivvan Jackson, UTSA	338.0
Total 3-point FGM (250 ranked)	Jordan Roland	35	87.0	Dru Kuxhausen, McNeese	125.0
Total Steals (250 ranked)	Tyson Walker	72	53.0	Jacob Gilyard, Richmond	99.0
	Jordan Roland	91	51.0		
	Maxime Boursiquot	112	49.0		
Total Field Goal Attempts (250 ranked)	Jordan Roland	23	491.0	Jhivvan Jackson, UTSA	676.0
Free Throws Made (250 ranked)	Jordan Roland	98	125.0	Mason Jones, Arkansas	223.0
Free Throw Attempts (250 ranked)	Jordan Roland	208	140.0	Mason Jones, Arkansas	271.0
Offensive Rebounds Per Game (250 ranked)				Cletrell Pope, Bethune-Cookman	4.62
Defensive Rebounds per Game (250 ranked)	Bolden Brace	172	5.16	John Mooney, Notre Dame	9.03

2020 HERCULES TIRES CAA MEN'S BASKETBALL CHAMPIONSHIP

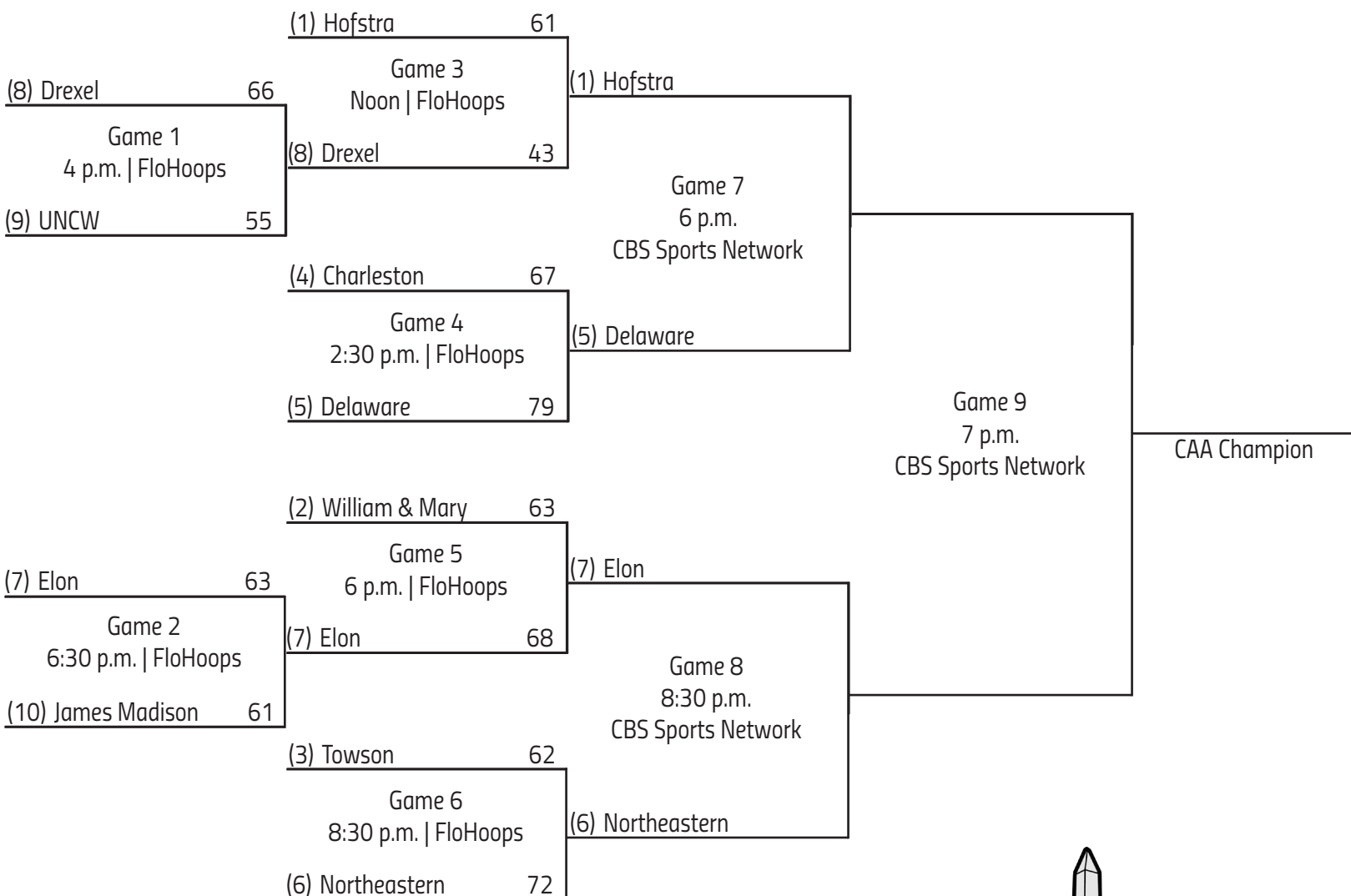
MARCH 7-10 | ENTERTAINMENT AND SPORTS ARENA | WASHINGTON, D.C.

1st Round
Saturday, March 7

Quarterfinals
Sunday, March 8

Semifinals
Monday, March 9

Championship
Tuesday, March 10



all game times eastern

