



2019-20 MEN'S BASKETBALL

9 NCAA TOURNAMENT APPEARANCES | 22 PROS IN COEN ERA | 146 CAA WINS SINCE 2006, BEST IN CAA

MBB CONTACT **SCOTT MacDONALD**

S.MACDONALD@NORTHEASTERN.EDU

100th SEASON

(919) 619-4137

Game

33

#6 NORTHEASTERN (17-15)
#1 HOFSTRA (25-8)

TUESDAY, MARCH 10 | 7 P.M.
ENTERTAINMENT & SPORTS ARENA (4,000)

GENERAL INFORMATION

Northeastern University.....Founded in 1898
Location.....Boston, Mass.
Enrollment.....18,640 (undergrad)
Nickname.....Huskies
Colors.....Red and Black
Conference.....Colonial Athletic Association (CAA)
Arena (Capacity).....Matthews Arena (5,066)
Year Opened.....1910
President.....Dr. Joseph Aoun (MIT, '81)
Director of Athletics.....Jeff Konya (Princeton, '95)

BASKETBALL HISTORY

First Year / Record.....1919-20 / 1,250-1,137 (.524)
NCAA Tournament.....9 Appearances (3-9 record)
CAA Titles (joined in 2005).....5
Tournament Titles.....2 (2015, '19)

SCHEDULE

NOVEMBER

		EST (TV)
5	at Boston University	W, 72-67
8	HARVARD	W, 84-79
12	at UMass	L, 80-71
16	OLD DOMINION	L, 76-69
19	at Holy Cross	W, 101-44
25	vs. South Alabama - 1	L, 74-62
26	vs. Drake - 1	L, 59-56
27	vs. Weber State - 1	W, 79-69

DECEMBER

4	MAINE	W, 78-63
7	DAVIDSON	L, 70-63
17	at Eastern Michigan	L, 60-55
19	at Detroit Mercy	W, 74-61
28	at Towson *	W, 61-45
30	at James Madison *	W, 88-72

JANUARY

2	ELON *	W, 77-68
4	WILLIAM & MARY *	L, 66-64
9	HOFSTRA *	L, 74-72
16	at College of Charleston *	W, 79-76
18	at UNCW *	L, 76-74 (OT)
23	DREXEL *	W, 85-52
25	DELAWARE *	L, 76-74
30	at William & Mary *	L, 59-58

FEBRUARY

1	at Elon *	L, 74-69
8	at Hofstra *	L, 75-71
13	UNCW *	W, 71-63
15	COLLEGE OF CHARLESTON *	W, 65-51
20	at Delaware *	L, 70-48
22	at Drexel *	W, 77-68
27	JAMES MADISON *	W, 77-57

MARCH

1	TOWSON *	L, 75-72
8	vs. #3 seed Towson - 2	W, 72-62
9	vs. #7 seed Elon - 2	W, 68-60
10	vs. #1 Hofstra - 2	7 p.m. (CBS Sports Network)

1 = Gulf Coast Showcase, Estero, Fla. at Hertz Arena; 2 =

Washington, D.C. at Entertainment & Sports Arena; **HOME;**

* = CAA contest

MEDIA INFORMATION

BROADCAST: **CBS SPORTS NETWORK**

TALENT: Dave Ryan (PxP), Donny Marshall (analyst)

RADIO: Westwood One Sports Radio

TALENT: Gary Cohen (PxP), Will Perdue (analyst)

LIVE STATS: CAAstats.com

BE SOCIAL: @GoNUmbasketball

OPENING TIP

• The Huskies are 18-11 all-time in the CAA tournament and are making their third consecutive appearance in the championship game; NU is just the fifth program in CAA history to make three straight title game appearances

• Northeastern is riding a five-game winning streak in the tournament and are 2-2 all-time in CAA title games

• The Red and Black are 4-3 all-time as the No. 6 seed in the CAA tournament and became just the third team in CAA history to reach the finals as the No. 6 seed (JMU in 1997, George Mason in 2007)

• NU has a league-best five CAA Championship Game appearances since 2013, winning in 2015 and '19; Hofstra now has three

• 6 of 9 league losses came by a total of 12 points, and the Huskies finished 1-6 in one-possession games during the CAA season

• Coach **Bill Coen** moved into second all-time in CAA history with 163 wins (postseason+regular season). He trails former George Mason and current Miami (FL) coach Jim Larranaga's 183 wins

• Senior **Jordan Roland** reached 1,000 points in his Northeastern career in just 56 games (18.0 ppg) and is now tied with Assistant Coach **Manny Adako** at No. 17 all-time in NU history (1,209 points); He is No. 7 in the NCAA in scoring average (22.2)

• Senior **Bolden Brace** is No. 4 all-time with 227 3-pointers made, and the Huskies are 12-5 this season when he reaches double figures

NORTHEASTERN PROBABLE STARTERS (based off last game)

Pos.	No.	Name	Ht./Wt.	Yr.	GP/GS	PPG	RPG	Notes
G	12	Jordan Roland	6-1/171	Sr.-R	32/32	22.2	3.4	7th in NCAA in scoring; 12th in NCAA in FT% (.884)
G	20	Bolden Brace	6-6/225	Sr.	32/32	10.5	6.6	NU history; #4 in 3s made (227) & #25 in pts (1,165)
G	21	Guilien Smith	6-1/200	Gr.	28/5	3.3	1.2	20 pts vs. JMU (2/27); Leads team in 3FG% (.413)
G	24	Shaquille Walters	6-4/170	So.-R	31/28	7.5	3.9	12.3 ppg, 5.5 apg over last 4 games
F	14	Max Boursiquot	6-5/211	Jr.-R	30/25	8.8	4.9	#3 in CAA in FG% (.565); 11.6 ppg, 5.2 rpg in last 5 gms

RESERVES

G	00	Jason Strong	6-8/217	So.-R	32/0	3.5	1.8	Scored 14 pts at Hofstra; Career-high 18 at Holy Cross
G	01	Vito Cubrilo	6-4/194	Fr.	9/0	0.3	0.2	Made first-ever 3 vs. JMU
G	02	Tyson Walker	6-0/162	Fr.	30/29	10.6	2.1	103 assists; No. 3 in CAA in steals per game (1.8)
F	10	Greg Eboigbodin	6-9/225	So.-R	30/6	2.4	4.0	Career-high 13 pts vs. Weber State
G	13	Myles Franklin	6-4/170	Jr.	28/0	3.1	1.0	PR 10 pts at Holy Cross, 6 rebs at Eastern Michigan
G	22	Quirin Emanga	6-5/215	Fr.	20/0	1.0	1.0	Shot 43% from 3 in CAA play (3-for-7)

ON THE HARDWOOD



VS.



HUSKIES

127
Bill Coen (14th)
241-212 (.532)
Same

NET RANKINGS

COACH Joe Mihalich (7th/22nd)
RECORD 405-295 (.579)

AT SCHOOL

140-92 (.603) / 7th

PRIDE

118

LEADERS (CAA Rank)

PTS Jordan Roland, 22.2 (1st) / Desure Buie, 18.1 (7th)
REB Bolden Brace, 6.6 (7th) / Isaac Kante, 7.5 (6th)
AST Tyson Walker, 3.4 (T-6th) / Desure Buie, 5.9 (1st)

INSIDE THE SERIES

OVERALL: 49th meeting, Hofstra leads 25-23

CAA TOURNAMENT: NU leads 2-0

COEN vs. HOFSTRA: 16-12 (.571)

MIHALICH vs. NU: 8-7 (.533)

OT: 1-1

CAA TOURNEY MEETINGS

03/06/10	W	74-71 (OT)	Q	Richmond Coliseum
03/12/19	W	82-74	C	Charleston Coliseum

LAST 10 MEETINGS (NU trails 3-7)

02/21/16	L	65-60	A	The Mack
01/21/17	L	78-73	A	The Mack
02/11/17	L	74-64	H	Matthews Arena
01/02/18	L	71-70	H	Matthews Arena
01/25/18	W	81-67	A	The Mack
01/05/19	L	75-72	A	The Mack
02/02/19	W	75-61	H	Matthews Arena
03/12/19	W	82-74	N	Charleston Coliseum
01/09/20	L	74-72	H	Matthews Arena
02/08/20	L	75-71	A	The Mack

Pronunciation guide

Max Boursiquot	BORE-seh-ko
Vito Cubrilo	vee-toe coo-BREEL-oh
Greg Eboigbodin	ee-BOYG-boh-din
Quirin Emanga	Q-rin ee-MAIN-ga
Myles Franklin	Miles
Tomas Murphy	Thomas
Guilien Smith	Jillian

LAST GAME SUMMARY**#6 NORTHEASTERN 68, #7 ELON 60**

GAME 32 | Entertainment and Sports Arena |
Washington, D.C. | March 9 | CAA semifinals

Jordan Roland scored a game-high 21 points and **Bolden Brace** tallied 16 points and seven rebounds to lead No. 6 seed Northeastern to a 68-60 win over No. 7 seed Elon on Monday night in the Hercules Tires Men's Basketball Championship semifinals. The Huskies led for the entire game and shot 52 percent (13-for-25) from behind the arc.

Tyson Walker added 10 points for the Huskies, while **Max Boursiquot** added eight points and seven rebounds.

Northeastern held the Phoenix scoreless for nearly six minutes to start the game and led by as many as 20 points. NU is just the fifth CAA program to reach the championship game in three straight seasons.

LAST BOX SCORE**VISITORS: #7 Elon (13-21)**

		POS	MINS	FG	3FG	FT	REBS	PF	A	B	S	TP
1	Chuck Hannah	F	19	1-1	1-1	0-0	2	1	2	0	1	3
25	Hunter Woods	F	38	3-9	1-6	0-1	12	3	3	0	3	7
00	Hunter McIntosh	G	40	8-16	4-11	0-0	5	1	1	0	3	20
4	Marcus Sheffield	G	34	7-17	3-8	3-4	4	4	1	1	0	20
10	Kris Wooten	G	32	0-1	0-1	0-0	2	3	0	0	0	0
5	Federico Poser		22	5-7	0-0	0-0	4	1	0	0	0	10
3	Seth Fuller		10	0-1	0-1	0-0	0	2	1	0	0	0
21	Andy Pack		6	0-1	0-1	0-0	0	0	0	0	0	0
TOTALS				24-53	9-29	3-5	30	15	8	1	7	60

1st FG%: 9-21 (42.9%)	2nd FG%: 15-32 (46.9%)	FG%: 24-53 (45.3%)
1st 3FG%: 3-12 (25%)	2nd 3FG%: 6-17 (35.3%)	3FG%: 9-29 (31%)
1st FT%: 0-1 (0%)	2nd FT%: 3-4 (75%)	FT%: 3-5 (60%)

HOME: #6 Northeastern (17-15)

		POS	MINS	FG	3FG	FT	REBS	PF	A	B	S	TP
14	Max Boursiquot	F	30	4-10	0-1	0-0	7	1	2	0	3	8
24	Shaq Walters	F	40	2-6	1-1	3-4	3	4	5	0	1	8
12	Jordan Roland	G	38	6-16	5-12	4-6	3	1	4	1	0	21
20	Bolden Brace	G	36	6-10	4-6	0-0	7	2	0	2	2	16
21	Guilien Smith	G	13	1-2	1-2	0-0	4	0	1	0	0	3
2	Tyson Walker		28	3-5	2-3	2-3	2	2	2	0	2	10
10	Greg Eboigbodin		7	0-0	0-0	0-0	1	1	0	0	0	0
00	Jason Strong		7	1-1	0-0	0-0	2	2	0	0	0	2
TOTALS				23-50	13-25	9-13	31	13	14	3	8	68

1st FG%: 14-28 (50%)	2nd FG%: 9-22 (40.9%)	FG%: 23-50 (46%)
1st 3FG%: 7-14 (50%)	2nd 3FG%: 6-11 (54.5%)	3FG%: 13-25 (52%)
1st FT%: 2-2 (100%)	2nd FT%: 7-11 (63.6%)	FT%: 9-13 (69.2%)

Officials: James Breeding, Matt Potter, Tomy Chiazza

Technical Fouls: Northeastern-None. Elon-None.

Attendance: 1,821

Score by Periods	1st	2nd	Total
Elon	21	39	60
Northeastern	37	31	68


LAST 5 GAMES | STATS**Northeastern (4-1)**

		GP/GS	MIN	FG	FG%	3FG	3FG%	A	TP	AVG
12	Jordan Roland	5/5	34.6	30-69	.435	11-32	.344	11	90	18.0
24	Shaquille Walters	5/5	35.2	21-36	.583	4-7	.571	25	65	13.0
20	Bolden Brace	5/5	33.6	21-45	.467	11-29	.379	10	63	12.6
14	Max Boursiquot	5/5	29.8	27-43	.628	0-2	.000	9	58	11.6
02	Tyson Walker	3/1	27.0	11-20	.550	3-9	.333	10	30	10.0
21	Guilien Smith	5/4	25.6	13-26	.500	7-19	.368	7	34	6.8
01	Vito Cubriilo	1/0	2.0	1-2	.500	1-2	.500	0	3	3.0
00	Jason Strong	5/0	8.0	4-11	.364	2-7	.286	2	12	2.4
10	Greg Eboigbodin	5/0	10.0	4-8	.500	0-1	.000	2	8	1.6
22	Quirin Emanga	3/0	5.7	1-5	.200	1-3	.333	1	3	1.0
13	Myles Franklin	2/0	8.0	0-4	.000	0-2	.000	0	0	0.0

**00 | F JASON STRONG****6-8, 217 | SO.-R | COCONUT CREEK, FLA.****CAREER:** 71 GP / 3 GS | 2.9 PPG, 1.5 RPG, 0.4 APG**MAJOR:** BUSINESS ADMINISTRATION**SEASON:** 32 GP / 0 GS | 3.5 PPG, 1.8 RPG, 0.5 APG**HIGHS:** 18 pts, 9 rebs, 3 asts

Made all 3 shots vs. Delaware (1/25) ... Went 4-for-4 from the FT line vs. Drexel (1/23)

... Grabbed a career-best 9 rebs at Detroit Mercy (12/19) to go with 10 pts ... Set a new career-high with 18 pts at Holy Cross (11/19)

**1 | G VITO CUBRILO****6-4, 194 | FR. | ZAGREB, CROATIA****CAREER:** First Season**MAJOR:** UNDECIDED**SEASON:** 9 GP / 0 GS | 0.3 PPG, 0.2 RPG, 0.1 APG**HIGHS:** 3 pts, 1 rebs, 1 asts, 1 3-ptrs

Made first 3-pointer vs. JMU (2/27) ... Played in 8 games this season ... Born and raised in Croatia ... Member of the U14, U16 and U18 Croatian National Teams

**2 | G TYSON WALKER****6-0, 162 | FR. | WESTBURY, N.Y.****CAREER:** First Season**MAJOR:** GENERAL STUDIES**SEASON:** 30 GP / 28 GS | 10.6 PPG, 2.1 RPG, 3.4 APG**HIGHS:** 32 pts, 5 rebs, 6 asts, 4 3-ptrs

Four-time CAA Rookie of the Week (11/11, 11/25, 12/31, 1/6) ... Career-high 32 pts vs. Elon (1/2), making 4-of-7 from long range ... First 20-pt game vs. South Alabama (11/25) ... No. 3 in the CAA in steals (1.8 per game) ... Named to CAA All-Rookie Team

**10 | F GREG EBOIGBODIN****6-9, 225 | SO.-R | BENIN CITY, NIGERIA****CAREER:** 60 GP / 8 GS | 2.3 PPG, 3.2 RPG, 0.3 BPG**MAJOR:** COMMUNICATION STUDIES**SEASON:** 30 GP / 6 GS | 2.4 PPG, 4.0 RPG, 0.6 APG**HIGHS:** 13 pts, 9 rebs, 3 asts, 3 blks

Grabbed 11 boards in first two CAA games at Towson (12/28) and JMU (12/30) ... Scored a career-high 13 pts vs. Weber State (11/27) ... Grabbed a career-best 9 rebs vs. South Alabama (11/25) ... Made his first 19 FTs of the season, now 19-for-21 ... Transfer from Illinois before last season and sat out

**12 | G JORDAN ROLAND****6-1, 171 | SR. | SYRACUSE, N.Y.****CAREER:** 136 GP / 67 GS | 10.9 PPG, 2.0 RPG, 1.2 APG**MAJOR:** CORP./ORG. COMMUNICATIONS**SEASON:** 32 GP / 32 GS | 22.2 PPG, 3.4 RPG, 1.8 APG**HIGHS:** 42 pts, 7 rebs, 8 3-ptrs

Surpassed 1,000 pts at NU in 56 games ... Set school record with 42 pts vs. Harvard (11/8) ... Scored 39 pts in opener at BU (11/5) ... Trask Coliseum record 38 pts at UNCW (1/18) ... Leads CAA w/6 30-pt games ... Ranks No. 3 in season pts (711) and 3FG (92)

**13 | G MYLES FRANKLIN****6-4, 170 | JR. | BREA, CALIF.****CAREER:** 72 GP / 1 GS | 2.1 PPG, 0.8 RPG, 0.7 APG**MAJOR:** PSYCHOLOGY**SEASON:** 28 GP / 0 GS | 3.1 PPG, 1.0 RPG, 1.0 APG**HIGHS:** 10 pts, 6 rebs, 5 asts, 2 stls

Combined 6-for-6 from the floor vs. Drexel and Delaware ... Grabbed a career-high 6 boards at EMU (12/17) ... Career-high 10 pts and 5 steals at Holy Cross (11/19) ... Career-best 6-for-6 from the FT line vs. Drake (11/26)

**14 | F MAXIME BOURSQUOT****6-5, 211 | JR.-R | OTTAWA, ONTARIO****CAREER:** 94 GP / 59 GS | 6.8 PPG, 4.3 RPG, 1.0 APG**MAJOR:** BIOLOGY**SEASON:** 30 GP / 25 GS | 8.8 PPG, 4.9 RPG, 1.2 APG**HIGHS:** 18 pts, 13 rebs, 5 asts

Career-high tying 18 pts vs. CofC (2/15) on 9-of-11 shooting ... Scored 18 points vs. Delaware (1/25) ... Consecutive double-doubles (10 pts, 10 rebs) at Detroit (12/19) and EMU (12/17) ... No. 3 in CAA with .565 FG percentage ... PR 15 double-figure scoring games

**20 | G BOLDEN BRACE****6-6, 225 | SR. | SANTA BARBARA, CALIF.****CAREER:** 130 GP / 81 GS | 9.0 PPG, 5.2 RPG, 2.2 APG**MAJOR:** PROJECT MANAGEMENT**SEASON:** 32 GP / 32 GS | 10.5 PPG, 6.6 RPG, 2.2 APG**HIGHS:** 40 pts, 14 rebs, 9 asts, 10 3-ptrs

No. 4 in program history w/226 3-pointers ... Near triple-double at JMU (12/30) w/16 pts, 8 rebs, 8 asts ... Back-to-Back double-doubles vs. Hofstra (18 pts, 10 rebs) and at Charleston (19 pts, 11 rebs) ... No. 25 on NU all-time scoring list with 1,165 pts (39th player to reach 1,000)

**21 | G GUILIEN SMITH****6-1, 200 | SR.-G | BOSTON, MASS.****CAREER:** 103 GP / 49 GS | 6.4 PPG, 2.0 RPG, 1.0 APG**MAJOR:** INTERNATIONAL BUSINESS**SEASON:** 28 GP / 5 GS | 3.3 PPG, 1.2 RPG, 0.7 APG**HIGHS:** 29 pts, 6 rebs, 5 asts

Season-high 20 pts vs. JMU (2/27), going 7-of-11 ... Made 2-of-2 from 3 at Detroit (12/19) ... Went 2-for-4 from long range at EMU (12/17) ... Shooting 41% from 3 this season ... Graduate Transfer from Dartmouth where he made 44 starts in 75 games

**22 | F QUIRIN EMANGA****6-5, 215 | FR. | NECKAR, GERMANY****CAREER:** First Season**MAJOR:** GENERAL STUDIES**SEASON:** 20 GP / 0 GS | 1.0 PPG, 1.0 RPG, 0.2 APG**HIGHS:** 5 pts, 5 rebs, 1 asts, 1 3-pt

Shot 43% from 3 in CAA play (3-for-7) ... Blocked a career-best 2 shots vs. Elon (1/2)

... Posted season-high 5 pts and 5 rebs at Holy Cross (11/19) ... Won German National Championship in 2015 & 3x3 National Title in 2018

**24 | F SHAQUILLE WALTERS****6-6, 190 | JR. | LONDON, ENGLAND****CAREER:** 62 GP / 28 GS | 5.3 PPG, 2.8 RPG, 1.4 APG**MAJOR:** COMMUNICATIONS**SEASON:** 31 GP / 28 GS | 7.5 PPG, 3.9 RPG, 2.1 APG**HIGHS:** 20 pts, 12 rebs, 9 asts, 3 stls

Averaging 12.3 ppg and 5.5 apg over last 4 games ... Scored 12 pts in the 2nd half vs. William & Mary (1/4) and finished with season-best 15 ... Had a career night at JMU (12/30), tallying double-double with 12 pts, 12 rebs, 4 asts and 3 stls

**32 | F CONNOR BRAUN****6-9, 200 | FR. | TEMPE, ARIZ.****CAREER:** First Season**MAJOR:** BUSINESS ADMINISTRATION**SEASON:** 0 GP / 0 GS | 0.0 PPG, 0.0 RPG, 0.0 APG**HIGHS:** 0 pts, 0 rebs, 0 asts, 0 3-ptrs

Named All-Region first team after averaging 14.0 points, 10.0 rebounds and 1.0 block per game as a senior in high school ... Led team to a state title in Arizona

**33 | F TOMAS MURPHY****6-8, 230 | JR. | WAKEFIELD, R.I.****CAREER:** 68 GP / 12 GS | 7.4 PPG, 2.9 RPG, 0.9 APG**MAJOR:** PSYCHOLOGY**SEASON:** 4 GP / 4 GS | 9.3 PPG, 2.8 RPG, 1.5 APG**HIGHS:** 21 pts, 12 rebs, 7 assts

Has not played since ODU (11/16) due to ankle injury ... Made a career-best 9 field goals and scored 18 pts at UMass (11/12) ... Played for Finnish National Team in the U20 European Championships in the summer of 2016

HUSKIES BY THE NUMBERS ...

1

The Huskies have held the best RPI ranking of any New England school over the last two years (2017-19).

2

Head Coach **Bill Coen** ranks 2nd all-time in program history with 240 wins. Jim Calhoun (1972-86) holds the record with 250 career wins.

9

The Huskies made their 9th NCAA tournament appearance in 2019 after winning the CAA tournament.

40

Number of 1,000 point scorers in program history.

42

Jordan Roland's 42 points set a new single-game school record in a win over Harvard in the home opener at Matthews Arena.

87

Conference wins over the last 8 years, most by any CAA school.

99

Jordan Roland set a new all-time single-season school record in 3-pointers made last season.

100

Men's Basketball seasons at Northeastern University.

163

CAA wins by **Bill Coen**, No. 2 all-time in CAA history for wins (postseason+regular season) behind former George Mason Coach Jim Larranaga (183).

218

Consecutive games that Northeastern has connected on a 3-pointer, dating back to the 2013-14 season.

1,000

Jordan Roland and **Bolden Brace** have both reached the milestone this season.

1,250

All-time wins in Northeastern men's basketball history. This marks the 100th season for the Huskies.

A WIN ON TUESDAY NIGHT WOULD ...

- Be the first time in school history Northeastern has won back-to-back CAA titles
- Give the Huskies their third NCAA tournament appearance since 2015
- Make NU the first-ever No. 6 seed to win the CAA championship
- Advance NU's tourney winning streak to six
- Improve Northeastern to 3-2 in CAA title games

AT THE CAA TOURNAMENT

- This will be the 15th CAA tournament for the Huskies (18-11 all-time)
- Northeastern is just the fifth program in CAA history to reach three straight championship games
- The Huskies are 11-3 since 2015 in the CAA tournament
- Northeastern is 2-2 all-time in the CAA title games
- NU has made a league-best five CAA championship games since 2013; Hofstra is making its third appearance

KEEP ROLAND!

- All-CAA first team selection **Jordan Roland** is one of the top scorers in the country and leads the CAA with 22.2 points per game, No. 7 in the country
- He has made **92 triples** this season, third all-time in school history behind his school record of 99 in 2018-19; **Roland's 711 points ranks third all-time behind Reggie Lewis' 748 (1984-85) and 714 (1985-86)**
- **Roland** has scored 20 or more points in 17 of 32 games this year and leads the CAA with six 30-point games and in free throw percentage at .884 (12th in NCAA)
- He moved into a tie with NU Assistant Coach and former standout Manny Adako with 1,209 points, No. 17 all-time, in just two seasons at Northeastern (18.3 ppg)

NCAA Scoring Leaders

Rk.	Name	PPG	FG%
1.	Markus Howard, Marquette	27.8	.422
2.	Jhivvan Jackson, UTSA	27.2	.423
3.	Jermaine Morrow, Hampton	24.8	.407
4.	Antoine Davis, Detroit Mercy	24.3	.380
5.	Luke Garza, Iowa	23.9	.542
6.	Mike Smith, Columbia	22.8	.432
7.	Jordan Roland, Northeastern	22.2	.483

HUSKIES LEAD THE CAA IN WINS OVER THE LAST EIGHT YEARS

- Northeastern has been the most consistent program in the CAA over the last eight years, winning a league-best 87 CAA games and at least a share of the regular-season title in three seasons (2013, '15, '18), matching UNCW's three (2015, '16, '17)

Rk.	Team	Wins
1.	Northeastern	87
2.	William & Mary	84
3.	Hofstra	80



CAA STANDINGS

THROUGH MARCH 9, 2020

	CONFERENCE			OVERALL			
	W-L	PCT	Last 5	W-L	PCT	Last 10	STRK
1. Hofstra *	14-4	.778	4-1	25-8	.758	9-1	W3
2. William & Mary	13-5	.722	5-0	21-11	.656	6-4	L1
3. Towson	12-6	.667	4-1	19-13	.594	6-4	L1
4. Charleston	11-7	.611	2-3	17-14	.548	5-5	L1
Delaware	11-7	.611	2-3	22-11	.667	6-4	L1
6. Northeastern !	9-9	.500	3-2	17-15	.531	6-4	W2
7. Elon	7-11	.389	2-3	13-21	.382	6-4	L1
8. Drexel	6-12	.333	0-5	14-19	.424	2-8	L1
9. UNCW	5-13	.278	2-3	10-22	.313	3-7	L2
10. James Madison	2-16	.111	0-5	9-21	.300	1-9	L8

* = CAA regular-season champion; ! = Making third straight CAA title game appearance

home	7-6
away	7-7
neutral	3-2
overtime	0-1
games decided by 3 pts or less	1-8
games decided by 4-5 pts	2-2
games decided by 6-10 pts	6-3
games decided by 11-19 pts	5-1
games decided by 20+ pts	3-1
vs. Top 25	0-0
vs. Top 10	0-0
vs. Mid-Major Top 25	1-3
vs. Power 5 opponents	0-0
scoring first	9-4
leading at the half	14-6
tied at the half	1-0
trailing at the half	2-9
leading with 10 mins remaining	16-4
tied with 10 mins remaining	0-1
trailing with 10 mins remaining	1-10
leading with 5 mins remaining	16-4
tied with 5 mins remaining	0-2
trailing with 5 mins remaining	1-9
NU shoots 50% or better	11-0
NU shoots less than 50%	6-15
NU shoots better than opponent	17-4
NU shoots the same as opponent	0-0
NU shoots worse than opponent	0-11
Opponent shoots 50% or better	0-9
Opponent shoots less than 50%	17-6
NU outrebounds opponent	13-4
Opponent outrebounds NU	4-10
NU equals opponent in rebs	0-1
NU shoots 80% or better from FT line	10-9
NU has more FT attempts	8-5
Opponent has more FT attempts	9-10
NU equals opponent in FT attempts	0-0
NU shoots 40% or better from 3	8-2
NU has less turnovers than opponent	12-4
NU has more turnovers than opponent	4-8
NU equals opponent in turnovers	1-3
NU scores 100+ pts	1-0
NU scores 90-99 pts	0-0
NU scores 80-89 pts	3-0
NU scores 70-79 pts	10-6
NU scores 60-69 pts	3-5
NU scores 50-59	0-3
NU scores less than 50 pts	0-1
Opponent scores 100+ pts	0-0
Opponent scores 90-99 pts	0-0
Opponent scores 80-89 pts	0-1
Opponent scores 70-79 pts	3-10
Opponent scores 60-69 pts	9-2
Opponent scores 50-59	3-2
Opponent scores less than 50 pts	2-0
On Monday	2-1
On Tuesday	2-3
On Wednesday	2-0
On Thursday	6-3
On Friday	1-0
On Saturday	3-7
On Sunday	1-1
In November	4-4
In December	4-2
In January	3-5
In February	4-3
In March	2-1
On National TV (ESPN, ESPN2, CBS Sports)	1-2
On NESN or NESN+	6-4
On FLOHOOPS	9-10
Miscellaneous	
Current Streak	Won 2
Home court streak	Lost 1
Neutral court streak	Won 3
Road Streak	Won 1
All-Time Record 100th Season	1,250-1,137 (.524)

- Despite finishing sixth in the conference, the Huskies hold the league's second-best NET ranking at 126, just four spots behind regular-season champion Hofstra
- **NET Rankings:** Hofstra (122), NU (126), Charleston (149), Towson (150), William & Mary (163), Delaware (177), Drexel (235), Elon (256), James Madison (278), UNCW (296)

- The Huskies continue to shoot their way up the NCAA leaderboard as one of the top offensive teams in the country

- The Huskies have been perfect from the free-throw line on two occasions this season; 19-for-19 at Elon (2/1) and 7-for-7 vs. James Madison (2/27)
- Northeastern has shot 80 percent or higher at the charity stripe in 19 of 31 games this season, and at least 73 percent in all but five games

• **Bolden Brace** and **Jordan Roland** each surpassed 1,000 points this year for the Huskies

• **Roland** reached the 1,000 point total for his career with 28 points in the win over Maine (12/4) and surpassed the total at Northeastern in 56 games with 18 at William & Mary (1/30), third-fastest in school history behind J.J. Barea (54 games) and Pete Harris (52 games)

HOME SWEET HOME

- In CAA play, Northeastern is 20-7 (.741) over the last three seasons inside Matthews Arena, and 16-5 over its last 21 home league games

Date	Opponent	NU starting lineup (Pos. 1-5)	Lineup Record	Pts	% of Offense	W/L
N5	Boston U.	Walker, Roland, Brace, Boursiquot, Murphy	1-0	70	97%	W
N8	HARVARD	Walker, Roland, Brace, Walters, Murphy	1-0	72	86%	W
N12	UMass	Walker, Roland, Brace, Walters, Murphy	1-1	63	89%	L
N16	OLD DOMINION	Walker, Roland, Brace, Boursiquot, Murphy	1-1	60	87%	L
N19	Holy Cross	Walker, Roland, Brace, Walters, Eboigbodin	1-0	57	56%	W
N25	South Alabama 1	Walker, Roland, Brace, Walters, Eboigbodin	1-1	47	76%	L
N26	Drake 1	Walker, Roland, Brace, Walters, Eboigbodin	1-2	37	66%	L
N27	Weber State 1	Walker, Roland, Brace, Walters, Eboigbodin	2-2	71	90%	W
D4	MAINE	Walker, Roland, Brace, Walters, Eboigbodin	3-2	63	81%	W
D7	DAVIDSON	Walker, Roland, Brace, Boursiquot, Walters	0-1	60	95%	L
17	Eastern Michigan	Walker, Roland, Brace, Boursiquot, Walters	0-2	43	78%	L
19	Detroit Mercy	Walker, Roland, Brace, Boursiquot, Walters	1-2	52	70%	W
28	Towson*	Walker, Roland, Brace, Boursiquot, Walters	2-2	54	89%	W
30	James Madison*	Walker, Roland, Brace, Boursiquot, Walters	3-2	78	89%	W
J2	ELON*	Walker, Roland, Brace, Boursiquot, Walters	4-2	72	94%	W
J4	WILLIAM & MARY*	Walker, Roland, Brace, Boursiquot, Walters	4-3	60	94%	L
J9	HOFSTRA*	Walker, Roland, Brace, Boursiquot, Walters	4-4	64	89%	L
J16	Charleston*	Walker, Roland, Brace, Boursiquot, Walters	5-4	65	82%	W
J18	at UNCW*	Walker, Roland, Brace, Boursiquot, Walters	5-5	68	92%	L
J23	DREXEL*	Walker, Roland, Brace, Boursiquot, Walters	6-5	59	69%	W
J25	DELAWARE*	Walker, Roland, Brace, Smith, Boursiquot	0-1	58	78%	L
J30	William & Mary*	Walker, Roland, Brace, Boursiquot, Eboigbodin	0-1	46	79%	L
F1	Elon*	Walker, Roland, Brace, Boursiquot, Walters	6-6	57	83%	L
F8	Hofstra*	Walker, Roland, Brace, Boursiquot, Walters	6-7	55	77%	L
F13	UNCW*	Walker, Roland, Brace, Boursiquot, Walters	7-7	64	90%	W
F15	CHARLESTON*	Walker, Roland, Brace, Boursiquot, Walters	8-7	61	94%	W
F20	Delaware*	Walker, Roland, Brace, Boursiquot, Walters	8-8	38	79%	L
F22	Drexel*	Walker, Roland, Brace, Boursiquot, Walters	9-8	68	88%	W
F27	JAMES MADISON*	Walters, Smith, Roland, Brace, Boursiquot	1-0	64	83%	W
M1	TOWSON*	Walters, Smith, Roland, Brace, Boursiquot	1-1	67	93%	L
M8	#3 Towson 2	Walters, Smith, Roland, Brace, Boursiquot	2-1	55	76%	W
M9	#7 Elon 2	Walters, Smith, Roland, Brace, Boursiquot	3-1	56	82%	W
M10	#1 Hofstra 2					

1 = Gulf Coast Classic, Estero, Fla. (Hertz Arena); 2 = CAA tournament, Washington D.C. (Entertainment and Sports Arena)

NORTHEASTERN'S RECORD WHEN ...

Leading Scorer

Maxime Boursiquot	2-0	1.000
Guilien Smith	1-0	1.000
Tyson Walker	2-1	.667
Jordan Roland	11-12	.478
Bolden Brace	1-2	.333
Shaquille Walters	0-1	.000

Leading Rebounder

Bolden Brace	8-4	.667
Jordan Roland	2-1	.667
Maxime Boursiquot	4-5	.444
Shaquille Walters	2-3	.400
Greg Eboigbodin	2-4	.333

Double-Figure Points

Bolden Brace	12-5	.706
Jason Strong	2-1	.667
Maxime Boursiquot	9-6	.600
Tyson Walker	10-8	.556
Shaquille Walters	5-4	.556
Jordan Roland	15-13	.536
Greg Eboigbodin	1-1	.500
Guilien Smith	1-1	.500
Tomas Murphy	0-1	.000

Double-Figure Rebounds

Shaquille Walters	1-0	1.000
Max Boursiquot	1-1	.500
Bolden Brace	3-2	.600

Double-Doubles

Shaquille Walters	1-0	1.000
Max Boursiquot	1-1	.500
Bolden Brace	2-2	.500

** In event of a tie for high-scorer-rebounder, both players are credited

NORTHEASTERN'S INDIVIDUAL LEADERS

Consecutive Double-Figure Points

Bolden Brace	3
Tyson Walker	2

Double-Figure Games

	Career	'19-20
Jordan Roland	62	28
Bolden Brace	54	17
Maxime Boursiquot	28	15
Tomas Murphy	21	1
Guilien Smith	21	2
Tyson Walker	18	18
Shaquille Walters	10	9
Jason Strong	6	3
Greg Eboigbodin	3	2
Myles Franklin	1	1

20 or more points

	Career	'19-20
Jordan Roland	26	17
Bolden Brace	6	2
Tomas Murphy	3	-
Tyson Walker	2	2
Guilien Smith	4	1

30 or more points

	Career	'19-20
Jordan Roland	7	6
Bolden Brace	1	-
Tyson Walker	1	1

40 or more points

	Career	'19-20
Bolden Brace	1	-
Jordan Roland	1	1

Double-Figure Rebounds

	Career	'19-20
Bolden Brace	15	5
Maxime Boursiquot	4	2
Tomas Murphy	2	-
Shaquille Walters	1	1

BEST ROAD TEAMS IN THE CAA

• Hofstra and Northeastern have been the top two road teams in the CAA over the last three years and these are the only four teams with winning records during that span

Rk.	Team	Overall	'17-18	'18-19	'19-20
1.	Hofstra	21-6 (.778)	6-3	7-2	8-1
2.	Northeastern	17-10 (.630)	7-2	6-3	4-5
3.	Charleston	15-12 (.556)	5-4	5-4	5-4
	William & Mary	15-12 (.556)	5-4	4-5	6-3

COEN CLIMBING NORTHEASTERN AND CAA RECORD BOOKS

• Head Coach **Bill Coen** is currently No. 2 all-time in Northeastern history with 240 wins, and second all-time in the CAA with 162 wins in league and postseason play

Winningest Northeastern Coaches

1.	Jim Calhoun, 14 seasons	1972-86	250
2.	Bill Coen, 14th season	2007-Present	241
3.	Dick Dukeshire, 13 seasons	1958-71	204

Winningest CAA Coaches (Season/Tourney)

1.	Jim Larranaga, George Mason	1998-11	183
2.	Bill Coen, Northeastern	2007-Present	163
3.	Bruiser Flint, Drexel	2002-16	158
4.	Blaine Taylor, Old Dominion	2002-13	148
5.	Tony Shaver, William & Mary	2004-Present	138
6.	Dick Tarrant, Richmond	1982-93	106
7.	Tom Pecora, Hofstra	2002-10	98
	Charles "Lefty" Driesell, JMU	1988-97	98
9.	Jerry Wainwright, UNCW	1995-2002	97
10.	Monte' Ross, Delaware	2007-16	86

WALKER NAMED TO CAA ALL-ROOKIE TEAM

• Freshman point guard **Tyson Walker** earned a league-best CAA Rookie of the Week honors four times (Nov. 11, Nov. 25, Dec. 31, Jan. 6)

• A native of Westbury, N.Y., **Walker** is No. 3 in the CAA in steals per game (1.8) and fourth in assist/turnover ratio (1.6)

• He returned to the lineup on Sunday night in the quarterfinal win over No. 3 seed Towson, adding 13 points and four assists in just over 29 minutes; He added 10 points in the win over No. 7 seed Elon in the semifinals

• Walker leads all freshman in the league in assists (103) and steals (55); He is just the sixth freshman to surpass 100 assists in their rookie season

20 POINTS OR LESS

• On two occasions, the Huskies have held their opponents to less than 20 points in the first half this season

• In the league opener at Towson (12/28), Northeastern held the Tigers to 17 points on 8-of-26 shooting (31%) and 1-of-8 (13%) from 3

• On Thursday night, Northeastern limited Drexel to 24 percent shooting (5-for-21) in the opening 20 minutes, building a 32-point lead at the half, 49-17

LARGEST MARGIN OF VICTORIES FOR THE HUSKIES IN CAA PLAY

• The Huskies defeated Drexel by 33 points, which was the third-best margin of victory since joining the CAA in 2005

Rk.	Margin of Victory	Date	Score	Place
1.	36 pts vs. Delaware	1/5/17	90-54	Matthews Arena
2.	34 pts vs. Drexel	1/9/08	79-45	Matthews Arena
3.	33 pts vs. Drexel	1/23/20	85-52	Matthews Arena
4.	32 pts vs. Delaware	1/7/16	88-56	Matthews Arena
5.	27 pts vs. UNCW	3/5/18	79-52	Charleston Coliseum
6.	26 pts vs. Georgia State	1/5/06	89-63	Matthews Arena
7.	25 pts vs. George Mason	1/7/10	71-46	Matthews Arena
	25 pts vs. Towson	1/20/10	73-48	Towson Center Arena
9.	24 pts vs. Delaware	3/4/18	74-50	Charleston Coliseum
	24 pts vs. Drexel	3/2/19	90-66	DAC

CollegInsider.com Top 25 Mid-Major Poll

1.	Gonzaga (31)	29-2	775	1	West Coast
2.	East Tennessee St.	27-4	717	2	Southern
3.	BYU	24-7	715	3	West Coast
4.	Yale	22-6	649	4	Ivy League
5.	Northern Iowa	25-5	635	7	Missouri Valley
6.	Stephen F. Austin	26-3	618	8	Southland
7.	Saint Mary's	24-7	585	6	West Coast
8.	Liberty	27-4	546	5	ASUN
9.	Furman	25-6	545	11	Southern
10.	New Mexico State	24-6	509	10	Western Athletic
11.	Wright State	25-6	414	14	Horizon
12.	Vermont	23-7	404	15	America East
13.	Belmont	24-7	356	16	Ohio Valley
14.	Hofstra	23-8	321	13	CAA
15.	Little Rock	21-9	290	18	Sun Belt
16.	Murray State	22-8	279	19	Ohio Valley
17.	Bowling Green	21-8	261	17	Mid-American
18.	Akron	22-7	245	12	Mid-American
19.	Loyola Chicago	21-10	252	23	Missouri Valley
20.	UNC Greensboro	23-8	187	9	Southern
21.	Harvard	20-7	142	24	Ivy League
22.	Texas State	20-10	81	NR	Sun Belt
23.	Colgate	23-8	73	22	Patriot
24.	Indiana State	18-11	59	NR	Missouri Valley
25.	UC Irvine	21-10	58	NR	Big West

OTHERS RECEIVING VOTES: Austin Peay 53, Pacific 51, North Dakota State 44, South Dakota State 33, Eastern Washington 29, **William & Mary 23**, San Francisco 22, Winthrop 22, Northern Colorado 17, Kent State 12, Merrimack 11, Montana 11, South Dakota 8, Bradley 7, **Towson 5**, Abilene Christian 4, Northern Kentucky 4, Siena 4, Stony Brook 4, Georgia State 2, North Florida 2, Prairie View A&M 1, Radford 1.

NCAA Career Active Leaders

Points

1.	Markus Howard, Marquette	Sr.	G	128 GP	2,761
92.	Jordan Roland, Northeastern	Sr.	G	136 GP	1,485
243.	Bolden Brace, Northeastern	Sr.	G	130 GP	1,165

Free Throw Percentage (Min. 110 free throws made)

1.	Ryan McMahon, Louisville	Sr.	G	122 GP	137-150	.913
25.	Jordan Roland, Northeastern	Sr.	G	136 GP	227-263	.863

Rebounds

1.	Nico Carvacho, Colorado St.	Sr.	C	132 GP	1,295
83.	Bolden Brace, Northeastern	Sr.	G	130 GP	677

3-pointers Made

1.	Markus Howard, Marquette	Sr.	G	128 GP	434
51.	Jordan Roland, Northeastern	Sr.	G	136 GP	236
64.	Bolden Brace, Northeastern	Sr.	G	130 GP	227

TOP FRESHMAN PERFORMANCES IN PROGRAM HISTORY

• **Tyson Walker** put on one of the best performances in any single game in Northeastern history with his 32-point performance against Elon (1/2/20)

Top Freshman Performances over the last 100 years

1.	40 by Bolden Brace vs. Elon	2/23/17	Matthews Arena
2.	39 by Malcom Henry vs. AIC	2/2/45	Boston YMCA
3.	38 by J.J. Barea vs. Maine	3/9/03	Walter Brown Arena
	38 by Reggie Lewis vs. Canisius	2/5/85	Matthews Arena
5.	32 by Tyson Walker vs. Elon	1/2/20	Matthews Arena

ESPN.COM NAMES ROLAND NO. 25 ON TOP PLAYERS IN THE COUNTRY

• On Dec. 12th, ESPN.com released its top 25 players in the country through the first month of the season, and senior **Jordan Roland** checked in at No. 25

• Roland is 1 of 3 mid-major players on the list, joining Dayton's Obi Toppin and Butler's Kamar Baldwin

HOLDING OPPONENTS UNDER 50 POINTS UNDER BILL COEN

• The Huskies held Towson to 17 first-half points and 1-of-11 (9.1%) from behind the arc to open CAA play (12/28/19)

• This was the fifth time Northeastern has held Towson under 50 points in the series as the Tigers finished with 45

• The Huskies have held two opponents under 50 this season, Holy Cross (11/19) scored 44 points and Towson (12/28)

• In the **Bill Coen** era, the Huskies have held opponents under 50 points on 28 occasions

Rk.	Points	Date	1st-2nd	Place
1.	40 by Drexel	02/02/08	15-25	Philadelphia, Pa.
2.	41 by New Hampshire	12/18/06	15-26	Boston, Mass.
3.	42 by Old Dominion	01/24/09	24-18	Norfolk, Va.
	42 by William & Mary	02/09/08	15-27	Boston, Mass.
	42 by Indiana	12/22/08	18-24	Bloomington, Ind.
6.	44 by Holy Cross	11/19/19	23-21	Worcester, Mass.
	44 by Towson	02/11/16	22-22	Towson, Md.
	44 by Navy	11/22/14	23-21	Uncasville, Conn.
	44 by Charleston	02/15/14	18-26	Charleston, S.C.
	44 by William & Mary	01/03/09	22-22	Boston, Mass.
11.	45 by Towson	12/28/19	17-28	Towson, Md.
	45 by Drexel	01/09/08	19-26	Philadelphia, Pa.
13.	46 by George Mason	01/07/10	22-24	Boston, Mass.
	46 by Drexel	02/25/09	25-21	Philadelphia, Pa.
15.	47 by William & Mary	03/07/10	31-16	Richmond, Va.
	47 by Delaware	01/15/09	25-22	Newark, Del.
17.	48 by Fairfield	11/29/14	16-32	Boston, Mass.
	48 by Towson	01/02/12	23-25	Towson, Md.
	48 by George Mason	02/27/10	20-28	Fairfax, Va.
	48 by Towson	01/20/10	24-24	Towson, Md.
21.	49 by Wentworth	11/12/17	21-28	Boston, Mass.
	49 by Towson	01/10/15	26-23	Towson, Md.
	49 by James Madison	01/29/14	24-25	Boston, Mass.
	49 by William & Mary	03/02/12	22-27	Richmond, Va.
	49 by Old Dominion	01/05/11	26-23	Norfolk, Va.
	49 by Drexel	12/05/09	25-24	Philadelphia, Pa.
	49 by Holy Cross	11/22/08	25-24	Boston, Mass.
	49 by Delaware	01/30/08	23-26	Newark, Del.

DOUBLE-TROUBLE

• Junior **Shaquille Walters** earned his first-ever double-double at JMU (12/30) last Monday night, finishing with 12 points and a career-high 12 rebounds

• Junior **Max Boursiquot** recorded his second and third double-doubles during the Detroit two-game swing at Eastern Michigan (12/17) and Detroit Mercy (12/19)

• Boursiquot tallied 10 points and 10 rebounds against the Eagles and the Titans

• Senior **Bolden Brace** leads the team with 13 career double-doubles, including consecutive double-doubles vs. Hofstra (1/9) and at Charleston (1/16)

Current players with double-doubles

Bolden Brace vs. Maine (11/20/16)	10 pts, 10 rebs
Bolden Brace at Hofstra (1/25/18)	14 pts, 10 rebs
Bolden Brace vs. Towson (2/22/18)	10 pts, 11 rebs
Bolden Brace vs. Delaware (12/30/18)	18 pts, 10 rebs
Bolden Brace vs. Charleston (1/17/19)	14 pts, 10 rebs
Bolden Brace vs. Hofstra (2/2/19)	11 pts, 10 rebs



2019-20 TEAM LEADERS

	Leader	Northeastern
Scoring:	Hofstra, 76.5	5th, 71.4
Defense:	Northeastern, 66.3	
FT%:	Northeastern, .795	
FG%:	Delaware, .480	2nd, .475
FG% Defense:	Towson .410	10th, .456
3PT FG%:	Hofstra, .374	2nd, .369
3PT FG% Defense:	Hofstra, .301	5th, .326
REB Offense:	James Madison, 37.6	10th, 31.0
REB Defense:	Northeastern, 29.8	
REB Margin:	Towson, +5.5	4th, +1.2
Blocked Shots:	William & Mary, 4.0	10th, 1.7
Assists:	Drexel, 14.4	4th, 13.3
Steals:	Northeastern, 7.8	
T/O Margin:	Hofstra, +2.39	3rd, +1.22
Assist/Turnover:	Elon, 1.2	2nd, 1.1
Offensive Rebs:	Towson, 11.4	10th, 7.3
Defensive Rebs:	William & Mary, 27.8	10th, 23.7
3PT Per Game:	Elon, 10.2	3rd, 8.1

2019-20 CAA PLAYER OF THE WEEK

N11	Jordan Roland, Sr.-R, G, Northeastern	40.5 ppg, 4.0 rpg
N18	Andy Van Vliet, Sr., F, William & Mary	21.5 ppg, 9.0 rpg
N25	Desure Buie, Sr., G, Hofstra	15.0 ppg, 6.0 apg
02	Justyn Mutts, So., F, Delaware	19.0 ppg, 13.0 rpg
09	Nathan Knight, Sr., F, William & Mary	29.0 ppg, 11.0 rpg
016	Nate Darling, Jr., G, Delaware	29.0 ppg, 5.0 apg
	Brian Fobbs, Sr., G, Towson	33.0 ppg, 3.0 rpg
023	Eli Pemberton, Sr., G, Hofstra	23.0 ppg, 5.0 rpg
031	Desure Buie, Sr., G, Hofstra	25.0 ppg, 6.0 rpg
J6	Nathan Knight, Sr., F, William & Mary	19.0 ppg, 11.5 rpg
	Grant Riller, Sr., G, Charleston	28.5 ppg, 8.5 rpg
J13	Allen Bertrand, So., G, Towson	20.5 ppg, 68% FG
J20	Camren Wynter, So., G, Drexel	23.5 ppg, 4.5 apg
J27	Nate Darling, Sr., G, Delaware	22.5 ppg, 4.5 rpg
F3	Desure Buie, Sr., G, Hofstra	20.0 ppg, 9.0 apg
	Grant Riller, Sr., G, Charleston	32.0 ppg, 4.0 apg
F10	Nate Darling, Jr., G, Delaware	30.5 ppg, .516 FG%
	Marcus Sheffield II, Sr., G, Elon	24.5 ppg, 10.0 rpg
F17	Nathan Knight, Sr., F, William & Mary	30.5 ppg, 9.5 rpg
F24	Desure Buie, Sr., G, Hofstra	25.6 ppg, 7.5 apg
M2	Brian Fobbs, Sr., G, Towson	19.5 ppg, 6.5 rpg

2019-20 CAA ROOKIE OF THE WEEK

N11	Tyson Walker, Fr., G, Northeastern	13.0 ppg, 3.5 rpg
N18	Julien Wooden, Fr., F, James Madison	16.5 ppg, 5.0 rpg
N25	Tyson Walker, Fr., G, Northeastern	15.0 ppg, 5.0 apg
02	Michael Christmas, Fr., F, James Madison	9.0 ppg, 8.0 rpg
09	Hunter Woods, Fr., G, Elon	16.5 ppg, 6.5 rpg
016	Hunter McIntosh, Fr., G, Elon	15.0 ppg, 3.0 apg
023	Shykeim Phillips, Fr., G, UNCW	9.5 ppg, 4.0 apg
031	Tyson Walker, Fr., G, Northeastern	15.0 ppg, 5.0 apg
J5	Tyson Walker, Fr., G, Northeastern	21 ppg, 2.5 apg
J13	Zac Ervin, Fr., G, Elon	18.0 ppg, .500 3FG%
J20	Shykeim Phillips, Fr., G, UNCW	13.0 ppg, 3.5 rpg
J27	Jason Gibson, Fr., G, Towson	17.0 ppg, .611 FG%
F3	Hunter McIntosh, Fr., G, Elon	13.0 ppg, 3.5 rpg
F10	Imajae Dodd, Fr., F, UNCW	7.5 ppg, 6.5 rpg
F17	Hunter McIntosh, Fr., G, Elon	16.0 ppg, 5.0 rpg
F24	Hunter McIntosh, Fr., G, Elon	17.5 ppg, 4.5 apg
M2	Shykeim Phillips, Fr., G, UNCW	16.0 ppg, 4.0 apg

Bolden Brace vs. Elon (2/9/19)

Bolden Brace at Charleston (2/16/19)

Bolden Brace vs. Hofstra (3/12/19)

Bolden Brace at UMass (11/12/19)

Bolden Brace vs. Hofstra (1/9/20)

Bolden Brace at Charleston (1/16/20)

Bolden Brace vs. UNCW (2/13/20)

Max Boursiquot vs. Drexel (1/12/17)

Max Boursiquot at Eastern Michigan (12/17/19)

Max Boursiquot at Detroit (12/19/19)

Shaquille Walters at JMU (12/30/19)

Bolden Brace (13 career, 4 in 2019-20)

Max Boursiquot (3 career, 2 in 2019-20)

Shaquille Walters (1 in 2019-20)

20 pts, 14 rebs

13 pts, 11 rebs

10 pts, 10 rebs

20 pts, 12 rebs

18 pts, 10 rebs

19 pts, 11 rebs

11 pts, 14 rebs

17 pts, 11 rebs

10 pts, 10 rebs

10 pts, 10 rebs

12 pts, 12 rebs

ROLAND NAMED TO OSCAR ROBERTSON TROPHY WATCH LIST

- **Jordan Roland** is currently No. 7 in the NCAA in scoring (22.2)
- A native of Syracuse, N.Y., **Roland** leads the CAA with six 30-point games
- **Roland** is just 1 of 2 CAA players to be named to the Watch List, joining William & Mary's Nathan Knight



A HISTORIC NIGHT

- In their 100-year history, Northeastern had never beaten an opponent by 57 points until Tuesday night at Holy Cross (11/19), 101-44
- The Huskies outscored the Crusaders 63-23 in the opening half, the most points scored in the first 20 minutes since scoring 60 vs. Lasell on Nov. 22, 2005
- The 101 points scored were the most by a Northeastern team since finishing with 102 vs. Cal State Northridge on Nov. 25, 2005

NCAA APPEARANCES

- The Huskies made their ninth ever appearance in the NCAA tournament in 2019, posting a record of 3-9 in the Big Dance
- Head Coach **Bill Coen** made his ninth appearance in the Big Dance and second as a head coach last season
- Coen previously helped Rhode Island make two tournament appearances as an assistant coach (1993, 1997), while helping Boston College to five tournaments as an assistant/associate head coach (2001, 2002, 2004, 2005, 2006)

NORTHEASTERN ATHLETICS FEATURED ON 98.5 THE SPORTS HUB (WBZ-FM)

- Northeastern and 98.5 The Sports Hub - Boston's radio home for sports - announced a new media partnership featuring the HD digital radio broadcast rights to select Northeastern athletic games for the 2019-20 season
- In addition to the 98.5 HD2 Channel broadcasts, a limited number of Northeastern contests will also air live on the network's flagship station, 98.5 FM The Sports Hub (WBZ-FM)

Northeastern at CAA tournament (18-11)

#1 seed	1-1	#6 seed	4-3
#2 seed	5-1, won 2019 title	#7 seed	1-2
#3 seed	3-0, 1 championship	#8 seed	0-0
#4 seed	0-0	#9 seed	0-0
#5 seed	4-3	#10 seed	0-1

2006

First Round: #5 Northeastern 74, #12 James Madison 56 ^
Quarterfinal: #5 Northeastern 71, #4 Old Dominion 63 ^
Semifinal: #1 UNCW 69, #5 Northeastern 58 ^

2007

First Round: #5 Northeastern 77, #12 Delaware 67 ^
Quarterfinal: #4 Drexel 64, #5 Northeastern 50 ^

2008

First Round: #6 Northeastern 73, #11 James Madison 55 ^
Quarterfinal: #2 George Mason 63, #6 Northeastern 52 ^

2009

Quarterfinal: #11 Towson 58, #3 Northeastern 54 ^

2010

Quarterfinal: #2 Northeastern 74, #7 Hofstra 71 (2OT) ^
Semifinal: #3 William & Mary 47, #2 Northeastern 45 ^

2011

Quarterfinal: #7 Delaware 60, #10 Northeastern 58 ^

2012

First Round: #7 Northeastern 57, #10 William & Mary 49 ^
Quarterfinal: #2 VCU 75, #7 Northeastern 65 ^

2013

Semifinal: #1 Northeastern 69, #4 George Mason 67 ^
Final: #3 James Madison 70, #1 Northeastern 57 ^

2014

Quarterfinal: #5 Northeastern 90, #4 Drexel 81 !
Semifinal: #1 Delaware 87, #5 Northeastern 74 !

2015

Quarterfinal: #3 Northeastern 67, #6 Delaware 64 \$
Semifinal: #3 Northeastern 78, #2 UNCW 71 \$
Final: #3 Northeastern 72, #1 William & Mary 61 \$

2016

Quarterfinal: #6 Northeastern 71, #3 Towson 60 \$
Semifinal: #2 UNCW 73, #6 Northeastern 70 \$

2017

Quarterfinal: #3 Towson 82, #6 Northeastern 54 %

2018

Quarterfinal: #2 Northeastern 74, #7 Delaware 50 %
Semifinal: #2 Northeastern 79, #6 UNCW 52 %
Final: #1 Charleston 83, #2 Northeastern 76 (OT) %

2019

Quarterfinal: #2 Northeastern 80, #10 UNCW 59 @
Semifinal: #2 Northeastern 70, #3 Charleston 67 @
Final: #2 Northeastern 82, #1 Hofstra 74 @

2019

Quarterfinal: #6 Northeastern 72, #3 Towson 62 >
Semifinal: #6 Northeastern 68, #7 Elon 60 >
Championship: #1 Hofstra vs. #6 Northeastern >

* - Hartford, Conn.; % - Vestal, N.Y.; # - Newark, Del.; & - Walter Brown Arena (Boston, Mass.); ^ - Richmond Coliseum; ! - Baltimore Arena; \$ - Royal Farms Arena (Baltimore, Md.); @ - N. Charleston Coliseum (Charleston, S.C.); > - Washington, D.C. (Entertainment and Sports Arena)

ROLAND NAMED LOU HENSON AWARD NATIONAL PLAYER OF THE WEEK; CAA PLAYER OF THE WEEK (NOV. 11, 2019)

- Senior **Jordan Roland** scored a program-best 39 points to open a season on the road in a five-point win over a BU, 72-67 (11/5/19)
- He followed that up with a single-game school record 42 points in a five-point win over Harvard (11/8/19)
- The redshirt senior led the country in scoring through Dec. 19th, and has remained inside the top eight all season long

HUSKIES CLIMBING THE RECORD BOOK

SEASON

POINTS

1.	748	Reggie Lewis	1984-85
2.	714	Reggie Lewis	1985-86
3.	711	Jordan Roland	2019-20

3-POINTERS MADE

1.	99	Jordan Roland	2018-19
2.	97	David Walker	2015-16
3.	92	Jordan Roland	2019-20

FREE THROW PERCENTAGE

1.	.903	Jordan Roland	2018-19
2.	.897	Mark Jellison	1972-73
3.	.884	Jordan Roland	2019-20
	.884	Joel Smith	2011-12

CAREER

POINTS

1.	2,709	Reggie Lewis (122 games)	1983-87
16.	1,328	Joel Smith (120 games)	2009-13
17.	1,209	Jordan Roland (66 games)	2018-20
	1,209	Manny Adako (126 games)	2006-10
22.	1,185	Bennet Davis (123 games)	2003-07
23.	1,172	Chip Rucker (106 games)	1977-81
24.	1,170	Jack Malvey (74 games)	1961-64
25.	1,165	Bolden Brace (130 games)	2016-20

FREE THROW PERCENTAGE

1.	.890	Jordan Roland (194-218)	2018-20
2.	.851	Joel Smith (205-241)	2009-13
7.	.814	Leo Osgood (355 attempts)	1966-69
8.	.809	Bolden Brace (182-225)	2016-20

3-POINTERS MADE

1.	255	J.J. Barea (109 games)	2002-06
3.	243	Joel Smith (120 games)	2009-13
4.	226	Bolden Brace (130 games)	2016-20
5.	223	Matt Janning (128 games)	2006-10
6.	204	Quincy Ford (130 games)	2011-16
7.	191	Jordan Roland (66 games)	2018-20

3-POINT FG ATTEMPTS

1.	795	J.J. Barea	2002-06
4.	609	Joel Smith	2009-13
5.	602	Bolden Brace	2016-20
8.	486	Aaron Davis	2001-06
9.	480	Jordan Roland	2018-20

3-POINT FG PERCENTAGE

1.	.453	John Williams	1984-88
4.	.399	Joel Smith	2009-13
5.	.397	Jordan Roland	2018-20
9.	.376	Javorie Wilson	2002-04
10.	.374	Bolden Brace	2016-20

THE LAST TIME IT HAPPENED...

LAST TIME A NORTHEASTERN PLAYER...

Scored 40+ Points 42** by Jordan Roland vs. Harvard (11/8/19)
Scored 35-39 Points 38 by Jordan Roland at UNCW (1/18/20)
 39 by Jordan Roland at Boston University (11/5/19)
Scored 30-34 Points 33 by Jordan Walker at Charleston (1/16/20)
 32 by Tyson Walker vs. Elon (1/2/20)
 33 by Jordan Roland at James Madison (12/30/19)
Scored 30 Or More Points In Back-To-Back Games
 Jordan Roland at Charleston (33 points, 1/16/20) and UNCW (38 points, 1/18/20)
 Jordan Roland at BU (39 points, 11/5/19) and vs. Harvard (42 points, 11/8/19)
 J.J. Barea at Cornell (35 points, 11/20/04) and at Harvard (30 points, 11/27/04)
Scored 25 or More Points in Back-to-Back Games
 Jordan Roland vs. Hofstra (32 pts, 2/8/20) and vs. UNCW (27 pts, 2/13/20)
 Jordan Roland vs. Drexel (26 points, 1/23/20); vs. Delaware (27 pts, 1/25/20)
Scored 20 or More Points in Five Consecutive Games
 Jordan Roland (1/9/20-1/25/20); vs. Hofstra (28 points, 1/9), at Charleston (33 points, 1/16), at UNCW (38 points, 1/18), vs. Drexel (26 points, 1/23), vs. Delaware (27 points, 1/25)
Grabbed 20 Rebounds 21 by Dan Callahan vs. Vermont (3/4/95)
Grabbed 15-19 Rebounds 19 by Quincy Ford vs. Lipscomb (11/21/15)
Grabbed 10 Offensive Rebounds 11 by Sylbrin Robinson vs. Loyola (Md.) (1/2/03)
Made 15+ Field Goals 15 by Jordan Roland at BU (11/5/19)
Made 10-14 Field Goals 12 by Jordan Roland at James Madison (12/30/19)
Attempted 25+ Field Goals 26 by Bolden Brace at Elon (2/23/17)
Attempted 20-24 Field Goals 20 by Jordan Roland vs. Delaware (1/25/20)
Made 8+ 3-pointers 8 by Jordan Roland vs. Hofstra (1/9/20)
Made 7 3-pointers 7 by Vasa Pusica vs. Hofstra (3/12/19)
Made 6 3-pointers 6 by Jordan Roland at Holy Cross (11/19/19)
 6 by Jordan Roland vs. ODU (11/16/19)
 6 by Jordan Roland vs. Harvard (11/8/19)
Attempted 15+ 3-pointers 20 by Bolden Brace at Elon (2/23/17)
Attempted 10+ 3-pointers 11 by Jordan Roland vs. Hofstra (1/9/20)
Made 15+ Free Throws 18 by Jon Lee vs. George Mason (2/22/12)
Made 10+ Free Throws 10 by Jordan Roland vs. UNCW (2/13/20)
 10 by Jordan Roland vs. Harvard (11/8/19)
Attempted 20+ Free Throws 20 by T.J. Williams vs. Towson (1/28/17)
Attempted 15+ Free Throws ... 15 by T.J. Williams vs. Boston University (11/11/16)
Had 15 Assists 15 by Bill Loughnane vs. Delaware (12/29/77)**
Had 10+ Assists 11 by Donnell Gresham at Bucknell (11/28/18)
Had 6 Steals 6 by Shawn O'ceus at Elon (2/24/18)
Had 5 Steals 5 by Vasa Pusica vs. Towson (2/23/19)
Had 5 Blocks 5 by Anthony Green at Elon (2/23/17)
Converted A 4-Point Play Jordan Roland vs. Delaware (1/25/20)
 Jordan Roland vs. ODU (11/16/19)
Posted Back-to-Back Double-Doubles
 Bolden Brace (18 pts, 10 rebs) vs. Hofstra (1/9/20) and
 (19 pts, 11 rebs) at Charleston (1/16/20)
 Max Boursiquot (10 pts, 10 rebs) at Eastern Michigan (12/17/19) and
 (10 pts, 10 rebs) at Detroit Mercy (12/19/19)
Hit A Shot In The Closing Seconds To Send A Game To Overtime
 Demetrius Pollard hit a 3-pointer with one second left in regulation
 (1/11/14 at Drexel) to tie the game at 67. The game would eventually go into double
 overtime, with Drexel taking the 93-88 win.
Hit A Shot At The Buzzer To Win A Game Vasa Pusica drove
 to the basket from halfcourt with 5.3 seconds remaining, laying in the game-winner
 against William & Mary for a 69-67 victory at the buzzer (2/17/18)
Hit A Closing-Seconds Shot To Win A Game Jeremy
 Miller layed in a pass from Caleb Donnelly cutting to the basket to defeat eventual
 No. 1 seed in the CAA, UNCW with 0.8 seconds left in the Huskies 65-63 victory in
 Wilmington (1/2/16)
Scored 20 or more points in a first half
 21 by Jordan Roland at James Madison (12/30/19)
 21 by Jordan Roland at Holy Cross (11/19/19)
Scored 20 or more points in a second half
 25 by Jordan Roland vs. Hofstra (1/9/20)
 23 by Jordan Roland vs. Harvard (11/8/19)
 21 by Jordan Roland at Boston University (11/5/19)
Had A Triple-Double
 T.J. Williams with 26p, 12a, 11r at Elon (2/23/17)
 Shawn James with 17p, 14r, 11b vs. James Madison (2/15/06)
Northeastern Player Made SportCenter's Top 10 Plays
 Jordan Roland made an acrobatic 3-pointer with his left hand at Delaware to
 earn the No. 4 play of the night on ESPN
Opponent Made SportCenter's Top 10 Plays
 Sean East II threw in an 80-footer at the buzzer of the first half to give UMass the
 lead, 36-34, made No. 1 on SC Top 10 plays (11/12/19).

LAST TIME NORTHEASTERN...

Scored 130+ Points 152 points vs. Loyola Marymount (11/24/90)
Scored 120-129 Points 128 vs. Suffolk (12/3/84)
Allowed 120+ Points 123 vs. Loyola Marymount (11/24/90)
Scored 110-119 Points 112 at Tufts (1/29/73)
Allowed 110+ Points 110 vs. Bradley (12/26/86)
Scored 105-109 Points 107 vs. UNCW (2/3/18)
Allowed 105-109 Points 107 at Pennsylvania (12/21/74)
Scored 100-104 Points 101 at Holy Cross (11/19/19)
Allowed 100-104 Points 100 vs. UNCW (2/3/18)
Scored 90+ Points 90 at Drexel (3/2/19)
Allowed 90+ Points 94 at William & Mary (2/2/16)
Scored 60 Points in a Half 63 (1st) at Holy Cross (11/19/19)
Opponent scored 60 Points in a Half 60 (2nd) vs. Drexel (3/8/2014)
Did Not Score 20+ Points in a Half 17 at UNCW (2/25/17)
Opponent Did Not Score 20+ Points in a Half 17 by Drexel (1st) (1/23/20)
 17 by Towson (1st) (12/28/19)
Grabbed 50 Rebounds 50 at Louisiana Tech (12/20/11)
Made 40 Field Goals 42 vs. Lasell (11/22/05), 42-of-66
Made 35-39 Field Goals 39 at Holy Cross (11/19/19)
Attempted 90 Field Goals 106 vs. Loyola Marymount (11/24/90)
Attempted 80 Field Goals 81 at UConn (12/6/04)
Attempted 70 Field Goals 70 at Elon (1/10/19)
Made 20+ 3-pointers 21 vs. Delaware (1/5/17)**
Made 15+ 3-pointers 15 vs. Weber State (11/27/19)
 16 at Holy Cross (11/19/19)
Made 10+ 3-pointers 13 vs. Elon (3/9/20)
 12 at Charleston (1/16/20)
 12 at James Madison (12/30/19)
 36 at Elon (2/23/17)
Attempted 35+ 3-pointers 31 at James Madison (12/30/19)
Attempted 30-34 3-pointers 31 at James Madison (12/30/19)
Made 35 Free Throws 35 at James Madison (35-41) (2/18/16)
Was Perfect from the FT line 19-for-19 at Elon (2/1/20)
Had 30 Assists 31 vs. George Mason (12/4/93)
Had 25 Assists 25 at William & Mary (1/18/18)
Had 20-24 Assists 23 at James Madison (12/30/19)
 23 at Holy Cross (11/19/19)
Had 20 Steals 20 vs. Wentworth (11/17/15)**
Had 15-19 Steals 16 vs. Cornell (12/2/12)
Had 10-14 Steals 14 at Elon (2/1/20)
 13 at Holy Cross (11/19/19)
Had 12 Blocks 12 vs. Lasell (11/22/05), 10 by Shawn James
Never trailed in a game W, 68-60 vs. Elon (3/9/20)
 W, 77-57 vs. JMU (2/27/20)
 W, 71-63 vs. UNCW (2/13/20)
 W, 79-69 vs. Weber State (11/27/19)
 W, 84-79 vs. Harvard (11/8/19)
Overcame a 21+-Point Deficit To Win
 George Mason held a 24 point lead; NU won 69-67 (3/10/13)
Overcame a 15-20 Point Deficit To Win
 Charleston held a 15-point lead with 16:15 left; NU won 79-76 (1/16/20)
 Kent State held a 17-point lead; NU won 73-70 (11/27/16); Charleston held a
 16-point lead; NU won 73-72 (2/9/17)
Overcame a 10-Point Deficit To Win
 UNCW led 41-28 with 2:45 left in the first; Northeastern won 81-77
 E. Michigan led 30-16 with 7:07 left in the first; Northeastern won 81-67
Overcame a 15-Point Halftime Deficit To Win
 Kent State held a 17-point halftime lead; NU won 73-70 (11/27/16); Charleston held
 a 16-point lead; NU won 73-72 (2/9/17)
Overcame a 10-Point Halftime Deficit To Win
 UNCW led 44-33 (11) with at the half; Northeastern won 81-77
Did Not Make A 3-Pointer at Fairfield (0-11) (12/15/13)
Active 3-point streak 218 games
Had Six Players Score In Double Figures in Same Game 6 vs. Hofstra (2/5/14)
Had Two Players Record Double-Doubles in Same Game
 Donnell Gresham (16p, 11a) and Tomas Murphy (21p, 12r) at Bucknell (11/28/18)
Had Three Players Record Double-Doubles in Same Game
 Anthony Green (14p, 12r), Vasa Pusica (16p, 10a) and Bolden Brace (14p, 10r)
 at Hofstra (1/25/18)
Had Players Record a Triple-Double and Double-Double in Same Game
 T.J. Williams (26p, 12a, 11r) and Anthony Green (11p, 11r) at Elon (2/23/17)
Northeastern Did Not Have A Player Score in Double Figures
 Jan. 28, 2006 at UNCW
Active Double-Digit Scoring Streak 461 games
Opponent Did Not Have A Player Score in Double Figures
 57-48 win vs. Fairfield, highest scorer had 9 points (11/29/14)
Had Three Players Score 20+ Points in Same Game
 W, 72-60 vs. Elon (2/9/19); Vasa Pusica (23), Jordan Roland (21), Bolden Brace
 (20)
 W, 93-83 vs. Drexel (12/28/18); Vasa Pusica (29), Anthony Green (21), Jordan
 Roland (21)
Northeastern Player/Coach was Called for a Technical Foul
 Coach Coen at Charleston (1/16/20) in 2nd half
 Shaquille Walters at UMass (11/12/19) for hanging on the rim
 Shaquille Walters at Detroit Mercy (12/19/19)

HAMILTON '83 | 14TH SEASON | 2018 CAA COACH OF THE YEAR

- 2013 & 2018 NABC District 10 Coach of the Year
- 2013 USBWA District I Coach of the Year
- 2013 Hugh Durham National Coach of the Year Finalist

BILL COEN

- 32 All-CAA selections in 13 seasons
- 22 former players signed professional contracts

THE COEN FILE

Bill Coen enters his 14th season as head coach of the Northeastern basketball program in 2019-20. He is currently second in school history with 241 wins, trailing Jim Calhoun's 250 from 1972-86. Coen advanced into second all-time in CAA history with 163 CAA wins (league+postseason) trailing only former George Mason, and current Miami (FL) coach, Jim Larranaga (185, 1998-2011).

Coen is widely regarded for his ability to evaluate and develop talented players. In his 13 seasons at Northeastern, NU players have earned 32 All-CAA honors, including 10 first team accolades and seven All-Rookie selections. Nineteen of Coen's former players have earned professional contracts and eight Huskies remain active in professional basketball.

Coen's teams have proven that they are contenders in the CAA. The Huskies have finished .500 or better in 11 of Coen's 14 seasons at the helm, including back-to-back 14-win seasons in 2017-18 and 2018-19. Northeastern also has appeared in the CAA tournament quarterfinals in all 14 seasons under Coen, advanced to the semifinals eight times, and to the title game five times, including three straight appearances and two Championship titles (2015, '19). Since Coen took the reins of the Northeastern men's basketball program 14 seasons ago, Northeastern has accomplished the best win percentage among current CAA teams in conference and CAA tournament play.

In 2018-19, Coen and the Huskies captured the CAA Tournament title for the second time in the last five seasons, returning to the NCAA Tournament. The Huskies finished with a 23-11 record, netting back-to-back 20-win seasons for the first time during Coen's tenure and the first time as a program since four-straight 20-win seasons from 1983-87. The Huskies brought a seven-game win-streak into the national tournament where they faced blue blood and No. 17 Kansas in the second round. Following these accomplishments, Coen was tabbed as a finalist for the Hugh Durham National Coach of the Year Award for the second time in his career (2013). Coen coached Vasa Pusica to All-CAA First team, NABC First Team All-Region and USBWA All-District honors while Jordan Roland earned a spot on the All-CAA Third Team.

HEAD COACH ASSOCIATE HEAD COACH ASSISTANT COACH

Northeastern (2006-present)
Boston College (2001-06)
Boston College (1997-2001)
Rhode Island (1989-97)
Hamilton (1987-89)

PLAYER


Hamilton (1979-83)

HONORS

CAA Coach of the Year (2018)
USBWA District I Coach of the Year (2010 & 2013)
NABC District 10 Co-Coach of the Year (2013 & 2018)
NEB Hall of Fame Division I Coach of the Year (2009)
Hugh Durham National Coach of the Year Finalist (2013)

	Overall	CAA	Postseason
2006-07	13-19	9-9	CAA Quarterfinals
2007-08	14-17	9-9	CAA Quarterfinals
2008-09	19-13	12-6	CAA Quarterfinals; CBI Quarterfinals
2009-10	20-13	14-4	CAA Semifinals; NIT First Round
2010-11	11-20	6-12	
2011-12	14-17	9-9	CAA Quarterfinals
2012-13	20-13	14-4 (1st)	CAA Championship; NIT First Round
2013-14	11-21	7-9	CAA Semifinals
2014-15	23-12	12-6 (T-1st)	NCAA 2nd Round, CAA Champs
2015-16	18-15	9-9	CAA Semifinals
2016-17	15-16	8-10	CAA Quarterfinals
2017-18	23-10	14-4	CAA Championship
2018-19	23-11	14-4	NCAA 1st Round CAA Champs
2019-20	17-15	9-9	
TOTAL	241-212	146-104	

ON THE BENCH...



Chris Markwood
Associate Head Coach

Sixth season
Maine '05

- Enters his sixth season with the Huskies and second as associate head coach of the program
- Works primarily with the perimeter players
- Came to Northeastern after three seasons as an assistant coach at the University of Vermont (2011-14), where he helped lead the Catamounts to three straight postseason appearances, including an NCAA tournament berth in 2011-12 and an NIT invitation in 2013-14
- Began his coaching career with his alma mater, the University of Maine, where he served as an assistant coach for five seasons
- Began his playing career at Notre Dame before transferring to Maine for his final two seasons of eligibility
- The 2000 Maine Gatorade Player of the Year



Brian McDonald
Assistant Coach

10th season
Northeastern '10

- The former Northeastern student-athlete begins his 10th season on Huntington Avenue after four years as one of the Huskies' leaders on the court
- Works primarily with the guards
- Walked on to the team in 2006, Bill Coen's second year as a head coach of the Huskies
- Appeared in 38 career games for the Huskies and helped lead the team to back-to-back postseason appearances in 2009 and '10
- Began his coaching career at Northeastern immediately following his playing career
- One of two Northeastern Alums on the coaching staff



Manny Adako
Assistant Coach

Second season
Northeastern '10

- Returns to his alma mater after a seven-year professional basketball career that saw stops in Holland, Egypt, Qatar, and Dubai
- Helped his teams to the Qatar Emir League Cup in 2014, as well as Qatar Prince's Cup victories in 2015 and 2016
- He has earned postseason accolades a total of five times in his career
- An All-CAA honoree, he finished his career ranked 14th all-time at Northeastern in career scoring (1,209) and fourth in career field goal percentage (.541)
- During his time as a Husky, he posted the sixth and seventh-best seasons all-time from the field (.568 and .566)
- Earned a bachelor's degree from Northeastern in 2010 and a master's degree in Informatics from the College of Professional Studies in 2017



Tom Murphy
Director of
Basketball Advancement

14th season
Springfield '60


- Formerly served as Associate Head Coach at Northeastern over four seasons and enters his 14th year with the program
- Responsible for head coach Bill Coen's development as a player and a coach
- Has 36 years of head coaching experience, spending 34 at Hamilton College where he coached Bill Coen
- Gave Coen his first coaching job at Hamilton where he was an assistant under him from 1987-89
- Posted a 602-263 record, leading Hamilton to 30 postseason berths and 16 seasons of 20 or more wins
- Inducted into the New York, Utica & SUNY halls of fame & was named the March of Dimes Coach of the Year in 1999
- A five-time New York State Coach of the Year, a three-time District Coach of the Year and was named the National Coach of the Year in 1979
- Coached 20 All-Americans and a pair of National Players of the Year



Danny Young
Director of
Basketball Operations

Third season
Northeastern '15

- Enters his third season as the director of basketball operations with Northeastern
- As an undergrad, Young was the head manager for the Huskies and played a key role in helping Northeastern return to the NCAA Tournament in 2015 for the first time in 24 years
- Young was involved in all aspects of the operation including video, travel logistics and player assistance working under and learning from an esteemed group of coaches and staff while at Northeastern including current head coach Bill Coen; current UMass Lowell head coach Pat Duquette; current Dartmouth head coach, Dave McLaughlin; current video analyst for the Oklahoma City Thunder Steve Scalzi; and current Director of Performance for the Boston Celtics Art Horne
- While a student, Young also assisted former Northeastern athletic director and NCAA men's basketball selection committee member, Peter Roby, on all facets regarding Roby's committee duties



Nate Bock
Athletic Trainer

Second season (with
MBB)
Vermont '14

- Bock joined Northeastern University sports performance staff at the start of the 2016-17 season and after serving two seasons as the primary athletic trainer for the men's soccer program has transitioned to work with the men's basketball program in 2018-19
- Bock came to Northeastern after spending two seasons working with the University of Vermont men's lacrosse team
- He graduated with a bachelor's degree from UVM in 2014
- During his time at Vermont, Bock also worked toward a Master's of Science in exercise science and rehabilitation online through California University of Pennsylvania

2019-20 SEASON/CAREER HIGHS

#00 JASON STRONG

Category	Season High	Career High
Points	18 at Holy Cross (11/19/19)	18 at Holy Cross (11/19/19)
Rebounds	9 at Detroit Mercy (12/19/19)	9 at Detroit Mercy (12/19/19)
Assists	3, vs. Hofstra (1/9/20)	3, vs. Hofstra (1/9/20)
Steals	2 vs. Hofstra (1/9/20)	2 vs. Hofstra (1/9/20)
Blocks	1 (4x), Last at Hofstra (2/8/20)	1 (8x), Last at Hofstra (2/8/20)
Minutes	24 at Hofstra (2/8/20)	24 at Hofstra (2/8/20)
FG Made	7 at Holy Cross (11/19/19)	7 (2x), Last at Holy Cross (11/19/19)
FG Att.	8 (3x), Last at Hofstra (2/8/20)	10 at Vermont (12/16/18)
3-pt. FG Made	4 at Holy Cross (11/19/19)	4 at Holy Cross (11/19/19)
3-pt. FG Att.	4 (2x) Last vs. JMU (2/27/20)	5 vs. Davidson (11/18/18)
FT Made	4 vs. Drexel (1/23/20)	3 vs. Drexel (1/23/20)
FT Attempts	4 (3x) Last at Delaware (2/20/20)	4 (3x) Last at Delaware (2/20/20)

#1 VITO CUBRILLO

Category	Season High	Career High
Points	3 vs. JMU (2/27/20)	Same
Rebounds	1 (2x) Last vs. JMU (2/27/20)	Same
Assists	1 at Holy Cross (11/19/19)	Same
Steals	-	-
Blocks	-	-
Minutes	9 at Holy Cross (11/19/19)	Same
FG Made	1 vs. JMU (2/27/20)	Same
FG Att.	4 at Holy Cross (11/19/19)	Same
3-pt. FG Made	1 vs. JMU (2/27/20)	Same
3-pt. FG Att.	4 at Holy Cross (11/19/19)	Same
FT Made	-	-
FT Attempts	-	-

#2 TYSON WALKER

Category	Season High	Career High
Points	32 vs. Elon (1/2/20)	Same
Rebounds	5 (4x), Last at Delaware (2/20/20)	Same
Assists	6 (3x), Last vs. Delaware (1/25/20)	Same
Steals	4 (2x) Last at Elon (2/1/20)	Same
Blocks	2 vs. Davidson (12/7/19)	Same
Minutes	39 vs. Delaware (1/25/20)	Same
FG Made	12 vs. Elon (1/2/20)	Same
FG Att.	17 vs. Elon (1/2/20)	Same
3-pt. FG Made	4 vs. Elon (1/2/20)	Same
3-pt. FG Att.	7 vs. Elon (1/2/20)	Same
FT Made	4 (3x), Last at UNCW (1/18/20)	Same
FT Attempts	6 at UNCW (1/18/20)	Same

#10 GREG EBOIGBODIN

Category	Season High	Career High
Points	13 vs. Weber State (11/27/19)	13 vs. Weber State (11/27/19)
Rebounds	9 vs. South Alabama (11/25/19)	9 vs. South Alabama (11/25/19)
Assists	3 (2x) Last vs. Drexel (1/23/20)	3 (2x) Last vs. Drexel (1/23/20)
Steals	2 (2x), Last vs. South Alabama (11/25/19)	2 (4x), Last vs. South Alabama (11/25/19)
Blocks	2 vs. Drexel (1/23/20)	3 at Wisconsin (1/19/18)
Minutes	34 vs. South Alabama (11/25/19)	34 vs. South Alabama (11/25/19)
FG Made	5 vs. Weber State (11/27/19)	5 (2x), Last vs. Weber State (11/27/19)
FG Att.	7 vs. South Alabama (11/25/19)	7 (2x), Last vs. South Alabama (11/25/19)
3-pt. FG Made	-	-
3-pt. FG Att.	1 (3x) Last vs. JMU (2/27/20)	1 (3x) Last vs. JMU (2/27/20)
FT Made	4 (3x), Last vs. Drexel (1/23/20)	4 (6x), Last vs. Drexel (1/23/20)
FT Attempts	6 vs. Drexel (1/23/20)	6 vs. Drexel (1/23/20)

#12 JORDAN ROLAND

Category	Season High	Career High
Points	42* vs. Harvard (11/8/19)	* School Record
Rebounds	7(2x) Last vs. Drexel (1/23/20)	7(2x) Last vs. Drexel (1/23/20)
Assists	4 (2x) Last vs. Elon (3/9/20)	4 (7x), Last vs. Elon (3/8/20)
Steals	4 (2x), Last at Charleston (1/16/20)	4 (2x), Last at Charleston (1/16/20)
Blocks	1 (7x), Last vs. Elon (3/8/20)	2 (3x), Last vs. UIC (3/20/17)
Minutes	40 (6x), Last vs. Towson (3/1/20)	40(6x) Last vs. Towson (3/1/20)
FG Made	15 at Boston U. (11/5/19)	15 at Boston U. (11/5/19)
FG Att.	24 at Boston U. (11/5/19)	24 at Boston U. (11/5/19)
3-pt. FG Made	8 vs. Hofstra (1/9/20)	8 (2x), Last vs. Hofstra (1/9/20)
3-pt. FG Att.	12 vs. Elon (3/9/20)	12 (2x), Last vs. Elon (3/9/20)
FT Made	10 (2x) Last vs. UNCW (2/13/20)	10 (3x), Last vs. UNCW (2/13/20)
FT Attempts	13 vs. UNCW (2/13/20)	13 vs. UNCW (2/13/20)

#13 MYLES FRANKLIN

Category	Season High	Career High
Points	10 at Holy Cross (11/19/19)	10 at Holy Cross (11/19/19)
Rebounds	6 at EMU (12/17/19)	6 at EMU (12/17/19)
Assists	5 (2x), Last at EMU (12/17/19)	5 (2x), Last at EMU (12/17/19)
Steals	2 (2x), Last at Holy Cross (11/19/19)	2 (2x), Last at Holy Cross (11/19/19)
Blocks	1 (2x), Last at Charleston (1/16/20)	1 at Holy Cross (11/19/19)
Minutes	29 vs. Drake (11/26/19)	29 vs. Drake (11/26/19)
FG Made	3 (4x), Last vs. Delaware (1/25/20)	3 (5x), Last vs. Delaware (1/25/20)
FG Att.	8 (2x), Last vs. South Alabama (11/25/19)	8 (2x), Last vs. South Alabama (11/25/19)
3-pt. FG Made	2 (4x), Last vs. Delaware (1/25/20)	2 (5x), Last vs. Delaware (1/25/20)
3-pt. FG Att.	4 (2x), Last at Detroit Mercy (12/19/19)	4 (3x), Last at Detroit Mercy (12/19/19)
FT Made	6 vs. Drake (11/26/19)	6 vs. Drake (11/26/19)
FT Attempts	8 vs. Drake (11/26/19)	8 vs. Drake (11/26/19)

#14 MAXIME BOURSIQUOT

Category	Season High	Career High
Points	18 (2x) Last vs. Charleston (2/15/20)	18 (2x) vs. Charleston (2/15/20)
Rebounds	10 (2x), Last at Detroit Mercy (12/19/19)	13 at Drexel (1/2/17)
Assists	5 at Drexel (2/22/20)	5 (2x) Last at Drexel (2/22/20)
Steals	4 (2x) Last vs. UNCW (2/13/20)	4 (2x) vs. UNCW (2/13/20)
Blocks	2 vs. Towson (3/1/20)	2 vs. Towson (3/1/20)
Minutes	34 vs. Towson (3/8/20)	47 at Elon (2/23/17)
FG Made	9 vs. Charleston (2/15/20)	9 vs. Charleston (2/15/20)
FG Att.	11 (2x) Last vs. Charleston (2/15/20)	15 at Oakland (12/20/16)
3-pt. FG Made	2 (2x), Last vs. Davidson (12/7/19)	3 (3x), Last vs. James Madison (1/7/18)
3-pt. FG Att.	5 vs. Davidson (12/7/19)	5 vs. Davidson (12/7/19)
FT Made	4 (3x) Last vs. UNCW (2/13/20)	4(5x) Last vs. UNCW (2/13/20)
FT Attempts	7 vs. UNCW (2/13/20)	7 vs. UNCW (2/13/20)

#20 BOLDEN BRACE

Category	Season High	Career High
Points	22 at Detroit Mercy (12/19/19)	40 at Elon (2/23/17)
Rebounds	14 vs. UNCW (2/13/20)	14 (2x) Last vs. UNCW (2/13/20)
Assists	8 at JMU (12/30/19)	9 vs. Hofstra (3/12/19)
Steals	4 (3x) Last at Elon (3/8/20)	4 (3x) Last at Elon (3/8/20)
Blocks	2 vs. Elon (3/9/20)	2 (6x), Last vs. Elon (3/9/20)
Minutes	39 at EMU (12/17/19)	50 at Elon (2/23/17)
FG Made	7 (5x), Last vs. Drexel (1/23/20)	14 at Elon (2/23/17)
FG Att.	14 at Charleston (1/16/20)	26 at Elon (2/23/17)
3-pt. FG Made	4 (4x), Last vs. Towson (3/1/20)	10 at Elon (2/23/17)
3-pt. FG Att.	9 (2x), Last vs. Towson (3/1/20)	20 at Elon (2/23/17)
FT Made	6 (2x) Last at Drexel (2/22/20)	6 (5x), Last vs. Drexel (2/22/20)
FT Attempts	7 at Drexel (2/22/20)	7 (3x), Last at Drexel (2/22/20)

#21 GUILIEN SMITH

Category	Season High	Career High
Points	20 vs. JMU (2/27/20)	29 at Bryant (12/22/16)
Rebounds	6 vs. Charleston (2/15/20)	6 (2x) Last vs. Charleston (2/15/20)
Assists	3 vs. Towson (3/8/20)	5 (3x), Last at Penn (3/3/17)
Steals	2 (2x) Last at Elon (2/1/20)	3 (3x), Last vs. Columbia (2/18/17)
Blocks	1(2x) Last vs. Drexel (1/23/20)	1 (5x), Last vs. Drexel (1/23/20)
Minutes	36 vs. JMU (2/27/20)	37 vs. Columbia (2/18/17)
FG Made	7 vs. JMU (2/27/20)	10 at Bryant (12/22/16)
FG Att.	11 vs. JMU (2/27/20)	18 at Bryant (12/22/16)
3-pt. FG Made	5 vs. JMU (2/27/20)	5 (2x) Last vs. JMU (2/27/20)
3-pt. FG Att.	9 vs. JMU (2/27/20)	9 (2x) Last vs. JMU (2/27/20)
FT Made	3 (2x) Last vs. UNCW (2/13/20)	10 at LIU Brooklyn (12/18/16)
FT Attempts	4 vs. UNCW (2/13/20)	12 at LIU Brooklyn (12/18/16)

#22 QUIRIN EMANGA

Category	Season High	Career High
Points	5 at Holy Cross (11/19/19)	Same
Rebounds	5 at Holy Cross (11/19/19)	Same
Assists	1 (4x) Last vs. Towson (3/1/20)	Same
Steals	2 at Holy Cross (11/19/19)	Same
Blocks	2 vs. Elon (1/2/20)	Same
Minutes	16 at Holy Cross (11/19/19)	Same
FG Made	2 at Holy Cross (11/19/19)	Same
FG Att.	4 (2x) Last vs. Towson (3/1/20)	Same
3-pt. FG Made	1 (5x), Last vs. Towson (3/1/20)	Same
3-pt. FG Att.	3 (2x) Last vs. Towson (3/1/20)	Same
FT Made	-	-
FT Attempts	-	-

#24 SHAQUILLE WALTERS

Category	Season High	Career High
Points	16 at Drexel (2/22/20)	20 vs. La Verne (11/10/17)
Rebounds	12 at JMU (12/30/19)	12 at JMU (12/30/19)
Assists	9 vs. Towson (3/1/20)	9 vs. Towson (3/1/20)
Steals	3 at JMU (12/30/19)	3 at JMU (12/30/19)
Blocks	2 at Detroit Mercy (12/19/19)	2 at Detroit Mercy (12/19/19)
Minutes	40 vs. Elon (3/9/20)	40 vs. Elon (3/9/20)
FG Made	6 (2x) Last vs. JMU (2/27/20)	8 vs. La Verne (11/10/17)
FG Att.	12 at Hofstra (2/8/20)	12 at Hofstra (2/8/20)
3-pt. FG Made	2 vs. Weber State (11/27/19)	2 vs. Weber State (11/27/19)
3-pt. FG Att.	4 (5x), Last at UNCW (1/18/20)	4 (5x), Last at UNCW (1/18/20)
FT Made	5 (2x) Last vs. Towson (3/8/20)	5 (2x) Last vs. Towson (3/8/20)
FT Attempts	5 (3x) Last vs. Towson (3/8/20)	5 (3x) Last vs. Towson (3/8/20)

#33 TOMAS MURPHY

Category	Season High	Career High
Points	18 at UMass (11/12/19)	21 (3x), Last vs. Towson (2/23/19)
Rebounds	5 at UMass (11/12/19)	12 (2x), Last vs. Towson (2/23/19)
Assists	2 (2x), Last vs. ODU (11/16/19)	7 vs. Eastern Michigan (12/1/18)
Steals	1 vs. ODU (11/16/19)	2 (3x), Last vs. Towson (2/23/19)
Blocks	2 vs. Harvard (11/8/19)	Same
Minutes	32 at UMass (11/12/19)	37 vs. Towson (2/23/19)
FG Made	9 at UMass (11/12/19)	9 at UMass (11/12/19)
FG Att.	12 at UMass (11/12/19)	14 at Bucknell (11/28/18)
3-pt. FG Made	-	3 at Boston U. (11/10/17)
3-pt. FG Att.	1 vs. ODU (11/16/19)	6 at Boston U. (11/10/17)
FT Made	2 at Boston U. (11/5/19)	5 (4x), Last vs. William & Mary (2/17/18)
FT Attempts	2 (2x), Last vs. Harvard (11/8/19)	6 (4x), Last vs. William & Mary (2/17/18)

2019-20 SEASON STATS

2019-2020 Northeastern University Men's Basketball Overall Statistics (as of Mar 9, 2020)

Overall Record: 17-15 Conf: 9-9 Home: 7-6 Away: 7-7 Neutral: 3-2

#	Player	GP-GS	MIN	AVG	FG		3PT		FT		Rebounds				PF	DQ	A	TO	BLK	STL	PTS	AVG
					FG-FGA	FG%	3FG-FGA	3FG%	FT-FTA	FT%	OFF	DEF	TOT	AVG								
12	Roland, Jordan	32-32	1164	36.4	245-506	.484	92-234	.393	129-146	.884	17	92	109	3.4	56	0	58	57	8	51	711	22.2
02	Walker, Tyson	30-28	920	30.7	123-270	.456	34-97	.351	39-59	.661	12	51	63	2.1	74	1	103	67	6	55	319	10.6
20	Brace, Bolden	32-32	1046	32.7	110-245	.449	59-153	.386	56-68	.824	47	165	212	6.6	69	1	69	38	6	37	335	10.5
33	Murphy, Tomas	4-4	117	29.3	17-24	.708	0-1	.000	3-4	.750	5	6	11	2.8	10	0	6	8	3	1	37	9.3
14	Boursiquot, Maxime	30-25	728	24.3	113-200	.565	9-27	.333	28-42	.667	34	112	146	4.9	95	4	36	63	8	52	263	8.8
24	Walters, Shaquille	31-28	831	26.8	86-183	.470	15-52	.288	47-56	.839	13	109	122	3.9	69	1	65	53	7	20	234	7.5
00	Strong, Jason	32-0	361	11.3	43-90	.478	10-27	.370	15-25	.600	16	43	59	1.8	34	0	16	13	4	4	111	3.5
21	Smith, Guilien	28-5	358	12.8	31-75	.413	19-46	.413	12-16	.750	7	27	34	1.2	21	0	19	17	2	11	93	3.3
13	Franklin, Myles	28-0	360	12.9	28-72	.389	15-41	.366	17-22	.773	8	20	28	1.0	31	0	28	31	2	8	88	3.1
10	Eboigbodin, Greg	30-6	400	13.3	27-58	.466	0-3	.000	19-21	.905	40	81	121	4.0	71	1	19	23	5	6	73	2.4
22	Emanga, Quirin	20-0	116	5.8	7-19	.368	5-13	.385	0-0	.000	3	16	19	1.0	8	0	4	5	3	4	19	1.0
01	Cubriilo, Vito	9-0	24	2.7	1-8	.125	1-7	.143	0-0	.000	1	1	2	0.2	0	0	1	1	0	0	3	0.3
Total		32	6425	200.8	831-1750	.475	259-701	.369	365-459	.795	234	759	993	31.0	538	8	424	384	54	249	2286	71.44
Opponents			6425	200.8	771-1690	.456	208-639	.326	371-517	.718	235	720	955	29.8	500	5	333	423	76	169	2121	66.28

Team Statistics	NU	OPP		
SCORING	2286	2121		
Points Per Game	71.4	66.3		
Scoring Margin	5.1	-		
FIELD GOALS-ATT	831-1750	771-1690		
Field Goal Pct	.475	.456		
3 POINT FG-ATT	259-701	208-639		
3PT FG Pct	.369	.326		
3PT Made Per Game	8.1	6.5		
FREE THROWS-ATT	365-459	371-517		
FT Pct	.795	.718		
FT Made Per Game	11.4	11.6		
REBOUNDS	993	955		
Rebounds Per Game	31.0	29.8		
Rebounds Margin	1.2	-		
ASSISTS	424	333		
Assists Per Game	13.3	10.4		
TURNOVERS	384	423		
Turnovers Per Game	12.0	13.2		
Turnovers Margin	1.2	-		
Assist/Turnover Ratio	1.1	0.8		
STEALS	249	169		
Steals Per Game	7.8	5.3		
BLOCKS	54	76		
Blocks Per Game	1.7	2.4		
ATTENDANCE	15,419	30,938		
Dates/Avg Per Date	13-1,186	14-2,210		
Neutral Site #/Avg	-	5-1,126		
Score by Periods	1st	2nd	OT	Total
Northeastern	1128	1150	8	2286
Opponents	968	1143	10	2121

Conf	Date	Opponent	W/L	Score	Att.
	11/05/19	at Boston University	W	72-67	1171
	11/08/19	HARVARD	W	84-79	1557
	11/12/19	at Massachusetts	L	71-80	2145
	11/16/19	ODU	L	69-76	2209
	11/19/19	at Holy Cross	W	101-44	1432
	11/25/19	vs South Alabama	L	62-74	346
	11/26/19	vs Drake	L	56-59	427
	11/27/19	vs Weber State	W	79-69	317
	12/04/19	MAINE	W	78-63	628
	12/07/19	DAVIDSON	L	63-70	1501
	12/17/19	at Eastern Michigan	L	55-60	1077
	12/19/19	at Detroit Mercy	W	74-61	1151
*	12/28/19	at Towson	W	61-45	1102
*	12/30/19	at James Madison	W	88-72	1890
*	01/02/20	ELON	W	77-68	631
*	01/04/20	WILLIAM & MARY	L	64-66	901
*	01/09/20	HOFSTRA	L	72-74	1202
*	01/16/20	at Col. of Charleston	W	79-76	4340
*	01/18/20	at UNCW	L (OT)	74-76	3212
*	01/23/20	DREXEL	W	85-52	794
*	01/25/20	DELAWARE	L	74-76	1017
*	01/30/20	at William & Mary	L	58-59	3405
*	02/01/20	at Elon	L	69-74	2023
*	02/08/20	at Hofstra	L	71-75	3835
*	02/13/20	UNCW	W	71-63	802
*	02/15/20	COL. OF CHARLESTON	W	65-51	1473
*	02/20/20	at Delaware	L	48-70	2561
*	02/22/20	at Drexel	W	77-68	1594
*	02/27/20	JAMES MADISON	W	77-57	901
*	03/01/20	TOWSON	L	72-75	1803
	03/08/20	vs Towson	W	72-62	2718
	03/09/20	vs Elon	W	68-60	1821

* = Conference game

THE STAT CREW SYSTEM
Northeastern Combined Team Statistics (as of Mar 02, 2020)
CAA games only

RECORD:	OVERALL	HOME	AWAY	NEUTRAL
ALL GAMES	9-9	5-4	4-5	0-0
CONFERENCE	9-9	5-4	4-5	0-0
NON-CONFERENCE	0-0	0-0	0-0	0-0

##	Player	gp-gs	min	avg	Total		3-Point		F-Throw		Rebounds				pf	dq	a	to	blk	stl	pts	avg
					fg-fga	fg%	3fg-fga	3fg%	ft-fa	ft%	off	def	tot	avg								
12	Roland, Jordan	18-18	652	36.2	146-306	.477	49-130	.377	72-83	.867	14	55	69	3.8	29	0	28	30	3	29	413	22.9
02	Walker, Tyson	16-16	524	32.8	70-159	.440	18-60	.300	21-33	.636	6	31	37	2.3	43	1	57	31	3	28	179	11.2
20	Brace, Bolden	18-18	600	33.3	60-142	.423	27-84	.321	43-50	.860	26	97	123	6.8	34	0	46	22	1	23	190	10.6
14	Boursiquot, Maxime	18-18	443	24.6	73-128	.570	2-14	.143	16-24	.667	20	69	89	4.9	60	3	20	35	5	34	164	9.1
24	Walters, Shaquille	17-16	469	27.6	52-102	.510	7-20	.350	23-27	.852	7	65	72	4.2	37	0	42	30	4	12	134	7.9
21	Smith, Guillien	18-3	281	15.6	24-54	.444	13-34	.382	11-13	.846	5	21	26	1.4	18	0	14	13	1	11	72	4.0
00	Strong, Jason	18-0	211	11.7	24-53	.453	3-13	.231	10-19	.526	9	20	29	1.6	20	0	9	5	1	3	61	3.4
13	Franklin, Myles	16-0	164	10.3	12-29	.414	4-16	.250	1-2	.500	2	11	13	0.8	15	0	8	13	1	3	29	1.8
10	Eboigbodin, Greg	18-1	195	10.8	8-25	.320	0-2	.000	10-12	.833	23	38	61	3.4	43	1	7	12	3	1	26	1.4
22	Emanga, Quirin	11-0	71	6.5	4-11	.364	3-7	.429	0-0	.000	2	10	12	1.1	4	0	4	4	3	2	11	1.0
01	Cubriilo, Vito	6-0	15	2.5	1-4	.250	1-3	.333	0-0	.000	1	1	2	0.3	0	0	0	1	0	0	3	0.5
Team											14	21	35					3				
Total.....		18	3625		474-1013	.468	127-383	.332	207-263	.787	129	439	568	31.6	303	5	235	199	25	146	1282	71.2
Opponents.....		18	3625		435-943	.461	116-340	.341	211-285	.740	113	435	548	30.4	279	-	197	246	38	80	1197	66.5

TEAM STATISTICS	NU	OPP
SCORING	1282	1197
Points per game	71.2	66.5
Scoring margin	+4.7	-
FIELD GOALS-ATT	474-1013	435-943
Field goal pct	.468	.461
3 POINT FG-ATT	127-383	116-340
3-point FG pct	.332	.341
3-pt FG made per game	7.1	6.4
FREE THROWS-ATT	207-263	211-285
Free throw pct	.787	.740
F-Throws made per game	11.5	11.7
REBOUNDS	568	548
Rebounds per game	31.6	30.4
Rebounding margin	+1.1	-
ASSISTS	235	197
Assists per game	13.1	10.9
TURNOVERS	199	246
Turnovers per game	11.1	13.7
Turnover margin	+2.6	-
Assist/turnover ratio	1.2	0.8
STEALS	146	80
Steals per game	8.1	4.4
BLOCKS	25	38
Blocks per game	1.4	2.1
ATTENDANCE	9524	23962
Home games-Avg/Game	9-1058	9-2662
Neutral site-Avg/Game	-	0-0

Date	Opponent	Score	Att.
* 12/28/19	at Towson	W 61-45	1102
* 12/30/19	at James Madison	W 88-72	1890
* 01/02/20	ELON	W 77-68	631
* 01/04/20	WILLIAM & MARY	L 64-66	901
* 01/09/20	HOFSTRA	L 72-74	1202
* 01/16/20	at Col. of Charleston	W 79-76	4340
* 01/18/20	at UNCW	Lot 74-76	3212
* 01/23/20	DREXEL	W 85-52	794
* 01/25/20	DELAWARE	L 74-76	1017
* 02/01/20	at Elon	L 69-74	2023
* 01/30/20	at William & Mary	L 58-59	3405
* 02/08/20	at Hofstra	L 71-75	3835
* 02/13/20	UNCW	W 71-63	802
* 02/15/20	COL. OF CHARLESTON	W 65-51	1473
* 02/20/20	at Delaware	L 48-70	2561
* 02/22/20	at Drexel	W 77-68	1594
* 02/27/20	JAMES MADISON	W 77-57	901
* 03/01/20	TOWSON	L 72-75	1803

* = Conference game

Score by Periods	1st	2nd	OT	Totals
Northeastern	617	657	8	1282
Opponents	551	636	10	1197

2019-20 GAME-BY-GAME STATS

THE STAT CREW SYSTEM Northeastern Team Game-by-Game Comparison (as of Mar 10, 2020) All games

Opponent	1st	2nd	Score	Mar	Total FG	FG Pct	3-Pointers	3FG Pct	Free Throws	FT Pct	Rebounds	Assist	T/Over	Block	Steal	Fouls
Boston University	32/33	40/34	72-67	+5	28-55/27-55	.509/.491	5-16/8-26	.313/.308	11-14/5-12	.786/.417	31/30 +1	10/11	12/15	1/4	10/5	18/15
HARVARD	44/27	40/52	84-79	+5	28-51/29-61	.549/.475	11-19/8-25	.579/.320	17-22/13-17	.773/.765	28/33 (5)	10/14	10/10	3/2	5/5	19/18
UMass	34/36	37/44	71-80	(9)	28-58/27-57	.483/.474	8-25/13-27	.320/.481	7-8/13-17	.875/.765	34/26 +8	18/16	13/7	0/3	6/10	17/13
ODU	33/39	36/37	69-76	(7)	24-51/30-59	.471/.508	11-22/4-15	.500/.267	10-12/12-20	.833/.600	26/36 (10)	12/8	18/12	3/3	7/12	16/17
Holy Cross	63/23	38/21	101-44	+57	39-65/17-57	.600/.298	16-29/2-27	.552/.074	7-9/8-12	.778/.667	42/24 +18	23/7	14/17	3/6	13/7	11/14
South Alabama	28/27	34/47	62-74	(12)	24-55/26-46	.436/.565	6-19/4-11	.316/.364	8-10/18-24	.800/.750	20/28 (8)	9/8	16/15	2/5	9/8	18/14
Drake	33/30	23/29	56-59	(3)	18-39/19-59	.327/.438	5-17/6-25	.294/.240	15-20/15-17	.750/.882	27/30 (3)	7/7	19/9	3/0	4/6	19/19
Weber State	47/29	32/40	79-69	+10	26-47/25-49	.553/.510	15-26/8-21	.577/.381	12-13/11-18	.923/.611	25/18 +7	16/8	19/13	0/2	6/9	20/11
MAINE	36/32	42/31	78-63	+15	27-53/23-47	.509/.489	10-24/7-22	.417/.318	14-16/10-14	.875/.714	29/26 +3	13/16	10/16	1/3	13/3	14/17
DAVIDSON	29/37	34/33	63-70	(7)	22-51/27-52	.431/.519	7-25/9-21	.280/.429	12-14/7-11	.857/.636	28/29 (1)	13/11	8/11	3/1	5/3	15/15
Eastern Michigan	29/31	26/29	55-60	(5)	18-55/21-48	.327/.438	11-31/5-14	.355/.357	8-11/13-20	.727/.650	34/36 (2)	10/5	14/14	4/4	6/7	18/15
Detroit Mercy	33/29	41/32	74-61	+13	25-57/19-54	.439/.352	9-24/4-18	.375/.222	15-17/19-27	.882/.704	43/29 +14	19/6	12/9	2/1	6/4	22/18
Towson	29/17	32/28	61-45	+16	22-53/17-50	.415/.340	6-20/1-11	.300/.091	11-13/10-15	.846/.667	39/31 +8	9/8	14/15	1/3	6/4	16/14
James Madison	42/30	46/42	88-72	+16	31-61/28-61	.508/.459	12-31/3-15	.387/.200	14-21/13-23	.667/.565	41/34 +7	23/11	11/10	1/1	6/3	18/18
ELON	42/33	35/35	77-68	+9	28-56/27-59	.500/.458	9-20/10-27	.450/.370	12-15/4-8	.800/.500	26/37 (11)	12/11	5/11	3/0	9/0	10/14
WILLIAM & MARY	27/33	37/33	64-66	(2)	27-62/29-53	.435/.547	6-19/7-18	.316/.389	4-5/1-2	.800/.500	25/34 (9)	11/11	8/17	2/2	11/2	12/11
HOFSTRA	24/40	48/34	72-74	(2)	28-57/30-54	.491/.556	9-20/4-13	.450/.308	7-8/10-13	.875/.769	29/26 +3	18/7	14/13	0/0	8/9	17/11
Col. of Charleston	36/43	43/33	79-76	+3	28-58/27-57	.483/.474	12-26/10-22	.462/.455	11-12/12-15	.917/.800	30/32 (2)	14/15	12/13	2/3	9/9	15/14
UNCW	35/28	31/38	74-76	(2)	26-63/29-57	.413/.509	8-29/5-15	.276/.333	14-22/13-20	.636/.650	38/35 +3	6/9	10/13	0/2	7/2	22/23
DREXEL	49/17	36/35	85-52	+33	32-58/16-49	.552/.327	9-17/6-19	.529/.316	12-14/14-16	.857/.875	34/28 +6	16/7	7/17	3/0	9/3	20/17
DELAWARE	42/29	32/47	74-76	(2)	27-53/27-50	.509/.540	7-21/7-24	.333/.292	13-14/15-20	.929/.750	23/30 (7)	15/12	12/13	1/2	10/6	20/16
Elon	30/36	39/38	69-74	(5)	22-57/27-44	.386/.614	6-21/10-19	.286/.526	19-19/10-13	1000/.769	27/27 -	8/12	12/20	1/4	14/2	15/18
William & Mary	29/24	29/35	58-59	(1)	24-52/19-51	.462/.373	3-11/2-17	.273/.118	7-14/19-22	.500/.864	32/33 (1)	10/9	12/12	1/2	7/4	20/16
Hofstra	40/30	31/45	71-75	(4)	26-57/22-55	.456/.400	6-20/7-22	.300/.318	13-14/24-29	.929/.828	34/32 +2	13/10	18/14	2/3	5/8	25/18
UNCW	34/24	37/39	71-63	+8	24-50/20-51	.480/.392	2-14/9-22	.143/.409	21-31/14-19	.677/.737	36/31 +5	13/14	11/16	2/1	8/3	20/23
COL. OF CHARLESTON	33/33	32/18	65-51	+14	26-54/19-47	.481/.404	4-21/7-19	.190/.368	9-11/6-8	.818/.750	36/24 +12	10/8	13/17	0/2	10/6	10/14
Delaware	21/43	27/27	48-70	(22)	20-54/27-50	.370/.540	6-21/6-18	.286/.333	2-6/10-13	.333/.769	29/32 (3)	9/13	14/13	1/5	10/7	12/8
Drexel	36/34	41/34	77-68	+9	26-51/28-57	.510/.491	3-15/5-16	.200/.313	22-25/7-12	.880/.583	30/23 +7	15/17	11/9	0/4	7/8	14/18
JAMES MADISON	41/23	36/34	77-57	+20	30-60/18-47	.500/.383	10-27/10-27	.370/.370	7-7/11-14	1000/.786	30/29 +1	17/13	5/14	1/0	5/0	15/11
TOWSON	27/34	45/41	72-75	(3)	27-57/25-51	.474/.490	9-30/7-16	.300/.438	9-12/18-23	.750/.783	29/30 (1)	16/10	10/9	4/4	5/4	22/15
Towson	33/23	39/39	72-62	+10	27-51/22-49	.529/.449	5-16/5-18	.313/.278	13-17/13-18	.765/.722	27/32 (5)	15/11	7/15	1/3	5/3	15/20
Elon	37/21	31/39	68-60	+8	23-50/24-53	.460/.453	13-25/9-29	.520/.310	9-13/3-5	.692/.600	31/30 +1	14/8	13/14	3/1	8/7	13/15

Note: Game totals are displayed in the format TEAM/OPPONENT for each category

2020 CAA TOURNAMENT STATS

THE STAT CREW SYSTEM Northeastern Season Box Score (as of Mar 10, 2020) Tournament

RECORD:	OVERALL	HOME	AWAY	NEUTRAL
ALL GAMES	2-0	0-0	0-0	2-0
CONFERENCE	0-0	0-0	0-0	0-0
NON-CONFERENCE	2-0	0-0	0-0	2-0

##	Player	gp-gs	min	avg	Total		3-Point		F-Throw		Rebounds				pf	dq	a	to	blk	stl	pts	avg
					fg-fga	fg%	3fg-fga	3fg%	ft-fa	ft%	off	def	tot	avg								
20	Brace, Bolden	2-2	73	36.5	11-18	.611	7-12	.583	2-3	.667	4	11	15	7.5	4	0	2	0	2	3	31	15.5
12	Roland, Jordan	2-2	64	32.0	9-26	.346	5-16	.313	6-8	.750	1	4	5	2.5	5	0	7	3	1	1	29	14.5
14	Boursiquot, Maxime	2-2	64	32.0	11-20	.550	0-1	.000	2-4	.500	2	10	12	6.0	5	0	3	3	1	3	24	12.0
02	Walker, Tyson	2-0	57	28.5	8-13	.615	3-6	.500	4-5	.800	1	4	5	2.5	2	0	6	7	0	5	23	11.5
24	Walters, Shaquille	2-2	74	37.0	6-13	.462	2-2	1.000	8-9	.889	1	5	6	3.0	6	0	7	2	0	1	22	11.0
21	Smith, Guillien	2-2	37	18.5	2-5	.400	1-3	.333	0-1	.000	1	4	5	2.5	1	0	4	0	0	0	5	2.5
10	Eboigbodin, Greg	2-0	17	8.5	2-3	.667	0-0	.000	0-0	.000	2	1	3	1.5	2	0	0	2	0	0	4	2.0
00	Strong, Jason	2-0	11	5.5	1-2	.500	0-1	.000	0-0	.000	0	2	2	1.0	2	0	0	2	0	0	2	1.0
22	Emanga, Quirin	1-0	3	3.0	0-1	.000	0-0	.000	0-0	.000	0	0	0	0.0	1	0	0	0	0	0	0	0.0
Team											3	2	5					1				
Total.....		2	400		50-101	.495	18-41	.439	22-30	.733	15	43	58	29.0	28	0	29	20	4	13	140	70.0
Opponents.....		2	400		46-102	.451	14-47	.298	16-23	.696	19	43	62	31.0	35	-	19	29	4	10	122	61.0

Score by Periods	1st	2nd	Totals
Northeastern	70	70	140
Opponents	44	78	122

PLAYER CAREER STATS

MAX BOURSQUOT

CAREER STATISTICS

	GP/GS	MIN/AVG	FG			3-Point			Free Throw			Rebounds				AST	BLK	STL	Scoring	
			FG	FGA	PCT	FG	FGA	PCT	FT	FTA	PCT	OFF	DEF	TOT	AVG				PTS	AVG
2016-17	31/2	625/20.2	62	127	.488	10	18	.556	29	42	.690	39	91	130	4.2	20	6	10	163	5.3
2017-18	33/32	648/19.6	87	168	.518	13	40	.325	22	32	.688	35	91	126	3.8	42	7	25	209	6.3
2018-19	-REDSHIRT SEASON-																			
2019-20	30/25	731/24.4	113	200	.565	9	27	.333	28	42	.667	34	113	147	4.9	35	8	52	263	8.8
TOTAL	94/59	2004/21.3	262	495	.529	32	85	.376	79	116	.681	108	295	403	4.3	97	21	87	635	6.8

CAA STATISTICS

	GP/GS	MIN/AVG	FG			3-Point			Free Throw			Rebounds				AST	BLK	STL	Scoring	
			FG	FGA	PCT	FG	FGA	PCT	FT	FTA	PCT	OFF	DEF	TOT	AVG				PTS	AVG
2016-17	18/4	404/22.4	36	70	.514	8	14	.571	13	21	.619	22	66	88	4.9	15	4	4	93	5.2
2017-18	18/18	326/18.1	45	88	.511	7	20	.350	14	19	.737	22	43	65	3.6	19	4	17	111	6.2
2018-19	-REDSHIRT SEASON-																			
2019-20	18/18	446/24.8	73	128	.570	2	14	.143	16	24	.667	20	70	90	5.0	19	5	34	164	9.1
TOTAL	54/40	1176/21.8	154	286	.538	17	48	.354	43	64	.672	64	179	243	4.5	53	13	55	368	6.8

BOLDEN BRACE

CAREER STATISTICS

	GP/GS	MIN/AVG	FG			3-Point			Free Throw			Rebounds				AST	BLK	STL	Scoring	
			FG	FGA	PCT	FG	FGA	PCT	FT	FTA	PCT	OFF	DEF	TOT	AVG				PTS	AVG
2016-17	31/9	757/24.4	75	207	.362	56	172	.326	25	31	.806	14	88	102	3.3	49	9	12	231	7.5
2017-18	33/6	812/24.6	82	178	.461	55	139	.396	42	51	.824	24	132	156	4.7	72	14	21	261	7.9
2018-19	34/34	1067/31.4	111	235	.472	57	138	.413	59	74	.797	26	181	207	6.1	92	9	32	338	9.9
2019-20	32/32	1040/32.5	110	245	.449	59	153	.386	56	69	.812	47	164	211	6.6	69	6	36	335	10.5
TOTAL	130/81	3675/28.3	378	865	.437	227	602	.377	182	225	.809	111	565	676	5.2	282	38	101	1165	9.0

CAA STATISTICS

	GP/GS	MIN/AVG	FG			3-Point			Free Throw			Rebounds				AST	BLK	STL	Scoring	
			FG	FGA	PCT	FG	FGA	PCT	FT	FTA	PCT	OFF	DEF	TOT	AVG				PTS	AVG
2016-17	18/6	517/28.7	61	152	.401	45	124	.363	16	18	.889	8	56	64	3.6	37	8	8	183	10.2
2017-18	18/0	473/26.3	48	99	.485	33	77	.429	27	33	.818	15	84	99	5.5	42	7	12	156	8.7
2018-19	18/18	625/34.2	69	146	.473	33	80	.413	31	40	.775	14	108	122	6.8	48	5	18	202	11.2
2019-20	18/18	594/33.0	60	142	.423	27	84	.321	43	51	.843	26	97	123	6.8	46	1	22	190	10.6
TOTAL	72/42	2199/30.5	238	539	.442	138	365	.378	117	142	.824	63	345	408	5.7	173	21	60	731	10.2

VITO CUBRILO

CAREER STATISTICS

	GP/GS	MIN/AVG	FG			3-Point			Free Throw			Rebounds				AST	BLK	STL	Scoring	
			FG	FGA	PCT	FG	FGA	PCT	FT	FTA	PCT	OFF	DEF	TOT	AVG				PTS	AVG
2019-20	9/0	24/2.7	1	8	.125	1	7	.143	0	0	.000	1	1	2	0.2	1	0	0	3	0.3

CAA STATISTICS

	GP/GS	MIN/AVG	FG			3-Point			Free Throw			Rebounds				AST	BLK	STL	Scoring	
			FG	FGA	PCT	FG	FGA	PCT	FT	FTA	PCT	OFF	DEF	TOT	AVG				PTS	AVG
2019-20	6/0	15/2.5	1	4	.250	1	3	.333	0	0	.000	1	1	2	0.3	0	0	0	3	0.5

GREG EBOIGBODIN

CAREER STATISTICS

	GP/GS	MIN/AVG	FG			3-Point			Free Throw			Rebounds				AST	BLK	STL	Scoring	
			FG	FGA	PCT	FG	FGA	PCT	FT	FTA	PCT	OFF	DEF	TOT	AVG				PTS	AVG
2017-18*	30/2	318/10.6	27	49	.551	0	0	.000	11	25	.440	33	40	73	2.4	8	11	11	65	2.2
2018-19	-REDSHIRT SEASON-																			
2019-20	30/6	398/13.3	27	58	.466	0	3	.000	19	21	.905	40	81	121	4.0	18	5	6	73	2.4
TOTAL	60/8	716/11.9	54	107	.505	0	3	.000	30	46	.652	73	121	194	3.2	26	16	17	138	2.3

* Stats at Illinois

LEAGUE STATISTICS

	GP/GS	MIN/AVG	FG			3-Point			Free Throw			Rebounds				AST	BLK	STL	Scoring	
			FG	FGA	PCT	FG	FGA	PCT	FT	FTA	PCT	OFF	DEF	TOT	AVG				PTS	AVG
2017-18*	17/2	238/13.9	24	37	.649	0	0	.000	8	18	.444	21	29	50	3.1	7	8	6	56	3.2
2018-19	-REDSHIRT SEASON-																			
2019-20	18/1	193/10.7	8	25	.320	0	2	.000	10	12	.833	23	38	61	3.4	6	3	1	26	1.4
TOTAL	35/3	431/12.3	32	62	.516	0	2	.000	18	30	.600	44	67	111	3.2	13	11	7	82	2.3
CAA	18/1	193/10.7	8	25	.320	0	2	.000	10	12	.833	23	38	61	3.4	6	3	1	26	1.4

PLAYER CAREER STATS

QUIRIN EMANGA

CAREER STATISTICS

	GP/GS	MIN/AVG	FG			3-Point			Free Throw			Rebounds				AST	BLK	STL	Scoring	
			FG	FGA	PCT	FG	FGA	PCT	FT	FTA	PCT	OFF	DEF	TOT	AVG				PTS	AVG
2019-20	20/0	112/5.6	7	20	.350	5	13	.385	0	0	.000	3	16	19	1.0	4	3	3	19	1.0

CAA STATISTICS

	GP/GS	MIN/AVG	FG			3-Point			Free Throw			Rebounds				AST	BLK	STL	Scoring	
			FG	FGA	PCT	FG	FGA	PCT	FT	FTA	PCT	OFF	DEF	TOT	AVG				PTS	AVG
2019-20	11/0	67/6.1	4	12	.333	3	7	.429	0	0	.000	2	10	12	1.1	4	3	1	11	1.0

MYLES FRANKLIN

CAREER STATISTICS

	GP/GS	MIN/AVG	FG			3-Point			Free Throw			Rebounds				AST	BLK	STL	Scoring	
			FG	FGA	PCT	FG	FGA	PCT	FT	FTA	PCT	OFF	DEF	TOT	AVG				PTS	AVG
2017-18	16/0	58/3.6	5	13	.384	2	8	.250	3	6	.500	0	6	6	0.4	3	0	1	15	0.9
2018-19	28/1	288/10.3	13	42	.310	7	24	.292	16	26	.615	9	15	24	0.9	21	0	2	49	1.8
2019-20	28/0	362/12.9	28	72	.389	15	41	.366	17	22	.773	8	20	28	1.0	28	2	9	88	3.1
TOTAL	72/1	708/9.8	46	127	.362	24	73	.329	36	54	.667	17	41	58	0.8	52	2	12	152	2.1

CAA STATISTICS

	GP/GS	MIN/AVG	FG			3-Point			Free Throw			Rebounds				AST	BLK	STL	Scoring	
			FG	FGA	PCT	FG	FGA	PCT	FT	FTA	PCT	OFF	DEF	TOT	AVG				PTS	AVG
2017-18	5/0	10/2.0	1	3	.333	0	2	.000	0	2	.000	0	1	1	0.2	0	0	1	2	0.4
2018-19	14/0	133/9.5	8	18	.444	5	12	.417	9	15	.600	6	4	10	0.7	10	0	1	30	2.1
2019-20	16/0	166/10.4	12	29	.414	4	16	.250	1	2	.500	2	11	13	0.8	8	1	4	29	1.8
TOTAL	35/0	309/8.8	21	50	.420	9	30	.300	10	19	.526	8	16	24	0.7	18	1	6	61	1.7

TOMAS MURPHY

CAREER STATISTICS

	GP/GS	MIN/AVG	FG			3-Point			Free Throw			Rebounds				AST	BLK	STL	Scoring	
			FG	FGA	PCT	FG	FGA	PCT	FT	FTA	PCT	OFF	DEF	TOT	AVG				PTS	AVG
2017-18	33/0	533/16.2	88	155	.568	4	16	.250	37	49	.755	39	40	79	2.4	26	3	4	217	6.6
2018-19	31/8	590/19.0	100	198	.505	13	28	.464	37	50	.740	35	70	105	3.4	27	4	12	250	8.1
2019-20	4/4	117/29.3	17	24	.708	0	1	.000	3	4	.750	5	6	11	2.8	6	3	1	37	9.3
TOTAL	68/12	1230/18.1	205	377	.544	17	45	.378	77	103	.748	79	116	195	2.9	59	10	17	504	7.4

CAA STATISTICS

	GP/GS	MIN/AVG	FG			3-Point			Free Throw			Rebounds				AST	BLK	STL	Scoring	
			FG	FGA	PCT	FG	FGA	PCT	FT	FTA	PCT	OFF	DEF	TOT	AVG				PTS	AVG
2017-18	18/0	291/16.2	53	87	.609	1	5	.200	26	30	.867	21	22	43	2.4	13	1	3	133	7.4
2018-19	15/1	266/17.7	48	88	.545	9	16	.563	10	13	.769	18	32	50	3.3	8	2	7	115	7.7
2019-20	DNP																			
TOTAL	33/1	557/16.9	101	175	.577	10	21	.476	36	43	.837	39	54	93	2.8	21	3	10	248	7.5

JORDAN ROLAND

CAREER STATISTICS

	GP/GS	MIN/AVG	FG			3-Point			Free Throw			Rebounds				AST	BLK	STL	Scoring	
			FG	FGA	PCT	FG	FGA	PCT	FT	FTA	PCT	OFF	DEF	TOT	AVG				PTS	AVG
2015-16*	35/0	163/4.7	11	45	.244	2	14	.143	17	22	.773	5	9	14	0.4	5	1	5	41	1.2
2016-17*	35/11	703/20.1	88	185	.476	43	103	.417	16	23	.696	16	54	70	2.0	48	10	27	235	6.7
2017-18	-REDSHIRT SEASON-																			
2018-19	34/24	1038/30.5	167	370	.451	99	246	.402	65	72	.903	16	65	81	2.4	58	8	40	498	14.6
2019-20	32/32	1161/36.3	245	507	.483	92	273	.393	129	146	.884	17	92	109	3.4	58	8	50	711	22.2
TOTAL	136/67	3065/22.5	511	1107	.462	236	597	.395	227	263	.863	54	220	274	2.0	169	27	122	1485	10.9
NU TOTAL	66/56	2199/33.3	412	877	.470	191	480	.398	194	218	.890	33	157	190	2.9	116	16	90	1209	18.3

* at George Washington

LEAGUE STATISTICS

	GP/GS	MIN/AVG	FG			3-Point			Free Throw			Rebounds				AST	BLK	STL	Scoring	
			FG	FGA	PCT	FG	FGA	PCT	FT	FTA	PCT	OFF	DEF	TOT	AVG				PTS	AVG
2015-16*	17/0	89/5.2	6	27	.222	1	9	.111	11	13	.846	3	6	9	0.5	2	0	2	24	1.4
2016-17*	18/4	354/19.7	42	93	.452	22	52	.423	4	7	.571	7	21	28	1.6	21	6	13	110	6.1
2017-18	-REDSHIRT SEASON-																			
2018-19	18/12	555/30.8	87	204	.426	51	133	.383	36	41	.878	10	35	45	2.5	32	6	24	261	14.5
2019-20	18/18	649/36.1	146	306	.477	49	130	.377	72	83	.867	14	55	69	3.8	28	3	28	413	22.9
TOTAL	71/34	1647/23.2	281	630	.446	123	324	.380	123	144	.854	34	117	151	2.1	83	15	67	808	11.4
A-10	35/4	443/12.7	48	120	.400	23	61	.377	15	20	.750	10	27	37	1.1	23	6	15	134	3.8
CAA	35/30	1204/33.4	233	510	.457	100	263	.380	108	124	.871	24	90	114	3.2	60	9	52	674	18.7

PLAYER CAREER STATS

GUILIEN SMITH

CAREER STATISTICS

			FG			3-Point			Free Throw			Rebounds								Scoring	
	GP/GS	MIN/AVG	FG	FGA	PCT	FG	FGA	PCT	FT	FTA	PCT	OFF	DEF	TOT	AVG	AST	BLK	STL	PTS	AVG	
2015-16*	28/8	412/14.7	49	129	.380	13	45	.289	29	37	.784	7	30	37	1.3	14	0	11	140	5.0	
2016-17*	27/27	778/28.8	107	248	.431	34	92	.370	76	101	.752	11	84	95	3.5	49	1	20	324	12.0	
2017-18*	3/3	81/27.0	10	29	.345	2	9	.222	9	91	.000	1	6	7	2.3	4	0	2	31	10.3	
2018-19*	17/6	258/15.2	23	73	.315	8	38	.211	16	20	.800	5	29	34	2.0	16	2	8	70	4.1	
2019-20	28/5	360/12.9	31	75	.413	19	46	.413	12	16	.750	7	27	34	1.2	19	2	10	93	3.3	
Total	103/49	1888/18.3	220	554	.397	76	230	.330	142	183	.776	31	176	207	2.0	102	5	51	658	6.4	

* - at Dartmouth

LEAGUE STATISTICS

			FG			3-Point			Free Throw			Rebounds								Scoring	
	GP/GS	MIN/AVG	FG	FGA	PCT	FG	FGA	PCT	FT	FTA	PCT	OFF	DEF	TOT	AVG	AST	BLK	STL	PTS	AVG	
2015-16*	14/3	204/14.6	22	62	.355	4	15	.267	15	21	.714	2	14	16	1.1	6	0	5	63	4.5	
2016-17*	14/14	405/28.9	58	134	.433	15	45	.333	30	45	.667	7	37	44	3.1	25	1	9	161	11.5	
2017-18*	-REDSHIRT SEASON-																				
2018-19*	11/1	128/11.6	11	33	.333	4	18	.222	8	12	.667	3	16	19	1.7	7	1	3	34	3.1	
2019-20	18/3	283/15.7	24	54	.444	13	34	.382	11	13	.846	5	21	26	1.4	14	1	10	72	4.0	
TOTAL	58/21	1020/17.9	115	283	.406	36	112	.321	64	91	.703	17	88	105	1.8	52	3	27	330	5.8	
IVY	39/18	737/18.9	91	229	.397	23	78	.295	53	78	.679	12	67	79	2.0	38	2	17	258	6.6	

JASON STRONG

CAREER STATISTICS

			FG			3-Point			Free Throw			Rebounds								Scoring	
	GP/GS	MIN/AVG	FG	FGA	PCT	FG	FGA	PCT	FT	FTA	PCT	OFF	DEF	TOT	AVG	AST	BLK	STL	PTS	AVG	
2017-18	10/0	31/3.1	0	11	.000	0	3	.000	0	0	.000	1	1	2	0.2	2	0	0	0	0.0	
2018-19	29/3	279/9.6	40	83	.482	10	30	.333	7	10	.700	12	31	43	1.5	6	4	3	97	3.3	
2019-20	32/0	364/11.4	43	90	.478	10	27	.370	15	26	.577	16	43	59	1.8	17	4	4	111	3.5	
Total	71/3	674/9.5	83	184	.451	20	60	.333	22	36	.611	29	75	104	1.5	25	8	7	208	2.9	

CAA STATISTICS

			FG			3-Point			Free Throw			Rebounds								Scoring	
	GP/GS	MIN/AVG	FG	FGA	PCT	FG	FGA	PCT	FT	FTA	PCT	OFF	DEF	TOT	AVG	AST	BLK	STL	PTS	AVG	
2017-18	1/0	2/2.0	0	1	.000	0	0	.000	0	0	.000	0	0	0	0.0	0	0	0	0	0.0	
2018-19	15/1	106/7.1	8	23	.348	1	8	.125	2	3	.667	3	11	14	0.9	4	2	1	19	1.3	
2019-20	18/0	214/11.9	24	53	.453	3	13	.231	10	20	.500	9	20	29	1.6	10	1	3	61	3.4	
Total	34/1	322/9.5	32	77	.416	4	21	.190	12	23	.522	12	31	43	1.3	14	3	4	80	2.4	

TYSON WALKER

CAREER STATISTICS

	GP/GS		MIN/AVG		FG			3-Point			Free Throw			Rebounds				AST		BLK	STL	Scoring	
					FG	FGA	PCT	FG	FGA	PCT	FT	FTA	PCT	OFF	DEF	TOT	AVG					PTS	AVG
2019-20	30/30	923/30.8	123	271	.454	34	97	.351	39	59	.661	12	50	62	2.1	102	5	54	319	10.6			

CAA STATISTICS

	GP/GS		MIN/AVG		FG			3-Point			Free Throw			Rebounds				Scoring			
					FG	FGA	PCT	FG	FGA	PCT	FT	FTA	PCT	OFF	DEF	TOT	AVG	AST	BLK	STL	PTS
2019-20	16/16	527/32.9	70	160	.438	18	60	.300	21	33	.636	6	30	36	2.3	56	2	27	179	11.2	

SHAQUILLE WALTERS

CAREER STATISTICS

			FG			3-Point			Free Throw			Rebounds								Scoring	
	GP/GS	MIN/AVG	FG	FGA	PCT	FG	FGA	PCT	FT	FTA	PCT	OFF	DEF	TOT	AVG	AST	BLK	STL	PTS	AVG	
2017-18*	21/0	311/14.8	31	67	.463	7	22	.318	10	18	.556	2	35	37	1.8	15	3	4	79	3.8	
2018-19	10/0	123/12.3	3	17	.176	0	4	.000	10	14	.714	1	12	13	1.3	7	1	3	16	1.6	
2019-20	31/28	832/26.8	86	183	.470	15	52	.288	47	56	.839	13	109	122	3.9	65	7	21	234	7.5	
TOTAL	62/28	1267/20.4	120	267	.449	22	78	.282	67	88	.761	16	156	172	2.8	88	11	28	329	5.3	
NU TOTAL	41/28	956/23.3	89	200	.445	15	56	.268	57	70	.814	14	121	135	3.3	73	8	24	250	6.1	

* at Santa Clara

LEAGUE STATISTICS

	GP/GS		MIN/AVG		FG		3-Point		Free Throw			Rebounds				AST		BLK	STL	Scoring	
					FG	FGA	PCT	FG	FGA	PCT	FT	FTA	PCT	OFF	DEF	TOT	AVG			AST	PTS
2017-18*	8/0	112/14.0	7	22	.318	4	10	.400	2	5	.400	1	11	12	1.5	7	3	2	20	2.5	
2018-19	2/0	7/3.5	0	0	.000	0	0	.000	0	0	.000	0	1	1	0.5	0	0	0	0	0.0	
2019-20	17/16	470/27.6	52	102	.510	7	20	.350	23	27	.852	7	65	72	4.2	42	4	13	134	7.9	
TOTAL	27/16	589/21.8	59	124	.476	11	30	.367	25	32	.781	8	77	85	3.1	49	7	15	154	5.7	
CAA	19/16	477/25.1	52	102	.510	7	20	.350	23	27	.852	7	66	73	3.8	42	4	13	134	7.1	

Official Basketball Box Score -- Game Totals -- Final Statistics
Hofstra vs Northeastern
01/09/20 8:05 p.m. at Boston, Mass. (Matthews Arena)

Hofstra 74 • 13-5, 4-1 CAA

##	Player		Total	3-Ptr	Rebounds			PF	TP	A	TO	Blk	Stl	Min
			FG-FGA	FG-FGA	FT-FTA	Off	Def	Tot						
32	Kante, Isaac	f	7-7	0-0	1-2	4	8	12	1	15	1	5	0	36
00	Coburn, Tareq	g	0-2	0-1	0-0	0	1	1	4	0	0	0	0	18
04	Buie, Desure	g	8-16	2-3	5-6	0	4	4	2	23	4	1	0	40
05	Pemberton, Eli	g	10-16	2-5	2-2	1	3	4	1	24	0	3	0	37
20	Ray, Jalen	g	5-9	0-1	2-3	0	0	0	2	12	2	4	0	40
02	Silverio, Omar		0-2	0-1	0-0	0	0	0	1	0	0	0	0	16
14	Schutte, Kevin		0-0	0-0	0-0	1	1	2	0	0	0	0	0	3
15	Trueheart, Stafford		0-2	0-2	0-0	0	0	0	0	0	0	0	1	10
Team						0	3	3						
Totals			30-54	4-13	10-13	6	20	26	11	74	7	13	0	200

FG % 1st Half: 17-29 58.6% 2nd half: 13-25 52.0% Game: 30-54 55.6%
3FG % 1st Half: 3-6 50.0% 2nd half: 1-7 14.3% Game: 4-13 30.8%
FT % 1st Half: 3-4 75.0% 2nd half: 7-9 77.8% Game: 10-13 76.9%

Deadball
Rebounds
0

Northeastern 72 • 9-8, 3-2 CAA

##	Player		Total	3-Ptr	Rebounds			PF	TP	A	TO	Blk	Stl	Min
			FG-FGA	FG-FGA	FT-FTA	Off	Def	Tot						
14	Boursiquot, Maxime	f	2-5	0-0	0-0	1	2	3	3	4	2	3	0	22
02	Walker, Tyson	g	5-15	0-5	0-0	0	2	2	4	10	4	4	0	37
12	Roland, Jordan	g	9-17	8-11	2-2	1	3	4	3	28	0	1	0	39
20	Brace, Bolden	g	6-8	1-3	5-6	2	8	10	1	18	3	1	0	38
24	Walters, Shaquille	g	2-4	0-0	0-0	1	4	5	2	4	6	3	0	34
00	Strong, Jason		4-6	0-0	0-0	2	0	2	1	8	3	0	0	19
10	Eboigbodin, Greg		0-1	0-0	0-0	1	0	1	2	0	0	1	0	3
13	Franklin, Myles		0-1	0-1	0-0	0	0	0	1	0	0	0	0	5
21	Smith, Guillien		0-0	0-0	0-0	0	1	1	0	0	0	1	0	3
Team						0	1	1						
Totals			28-57	9-20	7-8	8	21	29	17	72	18	14	0	200

FG % 1st Half: 11-27 40.7% 2nd half: 17-30 56.7% Game: 28-57 49.1%
3FG % 1st Half: 2-8 25.0% 2nd half: 7-12 58.3% Game: 9-20 45.0%
FT % 1st Half: 0-0 0.0% 2nd half: 7-8 87.5% Game: 7-8 87.5%

Deadball
Rebounds
2

Officials: Tim Clougherty, Clarence Armstrong, Jeff Anderson
Technical fouls: Hofstra-None. Northeastern-None.
Attendance: 1202

Score by periods	1st	2nd	Total
Hofstra	40	34	74
Northeastern	24	48	72

	In Paint	Off T/O	2nd Chance	Fast Break	Bench
Points HOFSTR	40	16	8	8	0
NU	32	7	12	0	8

Last FG - HOFSTRA 2nd-00:01, NU 2nd-00:13.
Largest lead - HOFSTRA by 16 1st-01:40, NU by 1 2nd-05:14.
HOFSTRA led for 37:26. NU led for 01:29. Game was tied for 01:05.

Score tied - 2 times.
Lead changed - 4 times.

Official Basketball Box Score -- Game Totals -- Final Statistics
Northeastern vs Hofstra
02/08/20 4:00 pm at Hempstead, NY

Northeastern 71 • 11-13,5-7 CAA

##	Player		Total		3-Ptr	FT-FTA	Rebounds			PF	TP	A	TO	Blk	Stl	Min
			FG	FGA	FG-FGA		Off	Def	Tot							
14	Boursiquot, Maxime	f	1	3	0-0	0-1	2	4	6	4	2	1	5	0	1	12
24	Walters, Shaquille	f	4	12	1-2	0-0	1	8	9	4	9	4	2	1	1	36
02	Walker, Tyson	g	2	6	0-2	0-0	0	0	0	5	4	3	2	0	1	33
12	Roland, Jordan	g	12	21	4-10	4-4	1	4	5	4	32	1	1	0	1	38
20	Brace, Bolden	g	1	5	0-4	6-6	3	5	8	2	8	3	2	0	0	37
00	Strong, Jason		6	8	1-2	1-1	0	1	1	3	14	0	3	1	1	24
10	Eboigbodin, Greg		0	1	0-0	0-0	0	2	2	2	0	0	1	0	0	7
13	Franklin, Myles		0	0	0-0	0-0	0	1	1	0	0	0	2	0	0	2
21	Smith, Guillien		0	1	0-0	2-2	1	0	1	1	2	1	0	0	0	11
Team							1	0	1							
Totals			26	57	6-20	13-14	9	25	34	25	71	13	18	2	5	200

FG % 1st Half: 14-27 51.9% 2nd half: 12-30 40.0% Game: 26-57 45.6%
 3FG % 1st Half: 4-9 44.4% 2nd half: 2-11 18.2% Game: 6-20 30.0%
 FT % 1st Half: 8-8 100.0 2nd half: 5-6 83.3% Game: 13-14 92.9%

Deadball
Rebounds
0

Hofstra 75 • 18-7,9-3 CAA

##	Player		Total		3-Ptr	FT-FTA	Rebounds			PF	TP	A	TO	Blk	Stl	Min
			FG	FGA	FG-FGA		Off	Def	Tot							
32	Isaac Kante	f	2	4	0-0	1-1	1	3	4	2	5	0	3	0	0	24
00	Tareq Coburn	g	1	3	1-3	2-2	0	1	1	5	5	0	2	0	2	25
04	Desure Buie	g	6	14	3-8	7-9	0	2	2	2	22	3	4	1	1	40
05	Eli Pemberton	g	4	15	2-6	2-2	0	3	3	3	12	2	2	0	4	39
20	Jalen Ray	g	5	14	1-5	11-14	0	4	4	4	22	3	3	0	0	40
14	Kevin Schutte		1	2	0-0	0-0	5	3	8	1	2	0	0	0	0	12
15	Stafford Trueheart		3	3	0-0	1-1	1	6	7	1	7	2	0	2	1	20
Team							2	1	3							
Totals			22	55	7-22	24-29	9	23	32	18	75	10	14	3	8	200

FG % 1st Half: 11-35 31.4% 2nd half: 11-20 55.0% Game: 22-55 40.0%
 3FG % 1st Half: 3-12 25.0% 2nd half: 4-10 40.0% Game: 7-22 31.8%
 FT % 1st Half: 5-7 71.4% 2nd half: 19-22 86.4% Game: 24-29 82.8%

Deadball
Rebounds
4

Officials: Mike Palau,Anthony Franklin,Anthony Burris

Technical fouls: Northeastern-None. Hofstra-None.

Attendance: 3835

2019-20 Men's Basketball. Round: 0. Hofstra vs Northeastern. Played at David S

Score by periods	1st	2nd	Total
Northeastern	40	31	71
Hofstra	30	45	75

	In	Off	2nd	Fast	
Points	Paint	T/O	Chance	Break	Bench
NU	28	19	16	2	16
HOF	30	24	7	9	9

Last FG - NU 2nd-00:09, HOF 2nd-02:14.
 Largest lead - NU by 16 1st-12:52, HOF by 8 2nd-02:14.
 NU led for 29:52. HOF led for 08:42. Game was tied for 01:26.

Score tied - 1 time.
 Lead changed - 3 times.

Northeastern (17-15)
Men's Basketball National Ranking Summary
Thru Games 03/09/2020

[Back to team selections](#)[CAA - All Teams](#)

Category	Rank	Actual	National Leader	Actual
Won-Lost Percentage (351 ranked)	165	53.1	Gonzaga San Diego St.	93.8 93.8
Scoring Offense (351 ranked)	164	71.4	Gonzaga	87.5
Scoring Defense (351 ranked)	87	66.3	Virginia	52.4
Scoring Margin (351 ranked)	92	5.2	Gonzaga	19.6
Field-Goal Percentage (351 ranked)	18	47.5	Dayton	52.5
Field-Goal Percentage Defense (351 ranked)	305	45.6	Memphis	36.1
Three-Point Field Goals Per Game (351 ranked)	87	8.1	North Florida	11.8
Three-Point Field-Goal Percentage (351 ranked)	30	36.9	BYU	42.2
Three Pt FG Defense (351 ranked)	143	32.6	Arkansas	27.3
Free-Throw Percentage (351 ranked)	3	79.5	Kentucky	79.7
Rebound Margin (351 ranked)	147	1.2	Houston	9.5
Assists Per Game (351 ranked)	164	13.3	Belmont	18.3
Assist Turnover Ratio (351 ranked)	93	1.1	Notre Dame	1.66
Blocked Shots Per Game (351 ranked)	344	1.7	FIU	6.5
Steals Per Game (351 ranked)	47	7.8	SFA	10.5
Turnovers Per Game (351 ranked)	78	12.0	Liberty	9.4
Turnover Margin (351 ranked)	98	1.2	UNC Greensboro	6.4
Personal Fouls Per Game (351 ranked)	132	16.8	Notre Dame	12.3
Total Blocks (355 ranked)	341	54.0	FIU	201.0
Total Assists (351 ranked)	135	424.0	Belmont	604.0
Total Rebounds (351 ranked)	313	993.0	Winthrop	1388.0
Free Throw Attempts (351 ranked)	327	459.0	Hampton	821.0
Free Throws Made (351 ranked)	277	365.0	Arkansas St.	578.0
3-pt Field Goal Attempts (351 ranked)	140	701.0	North Florida	1031.0
Total 3-point FGM (351 ranked)	71	259.0	North Florida	391.0
Total Steals (351 ranked)	35	249.0	SFA	324.0
Fewest Turnovers (351 ranked)	104	385.0	Western Ill.	290.0
Fewest Fouls (351 ranked)	169	538.0	Notre Dame	381.0
Offensive Rebounds Per Game (351 ranked)	331	7.31	West Virginia	15.19
Defensive Rebounds per Game (351 ranked)	301	23.72	Utah St.	30.0
Turnovers Forced (351 ranked)	184	13.22	SFA	21.61
Total Rebounds Per Game (351 ranked)	340	31.03	Buffalo	41.94

Category	Player	Rank	Actual	National Leader	Actual
Points Per Game (250 ranked)	Jordan Roland	7	22.2	Markus Howard, Marquette	27.8
Field-Goal Percentage (250 ranked)	Jordan Roland	111	48.3	Udoka Azubuike, Kansas	74.8
Three-Point Field Goals Per Game (250 ranked)	Jordan Roland	33	2.88	Markus Howard, Marquette	4.17
Three-Point Field-Goal Percentage (250 ranked)	Jordan Roland	36	39.3	Stefan Gonzalez, UC Davis	47.7
Free-Throw Percentage (250 ranked)	Jordan Roland	16	88.4	Terrell Gomez, CSUN	94.8
Rebounds Per Game (250 ranked)	Bolden Brace	233	6.6	Kevin Marfo, Quinnipiac	13.3
Assists Per Game (250 ranked)	Tyson Walker	222	3.4	Javon Levi, UTRGV	8.0
Blocked Shots Per Game (250 ranked)				Osasumwen Osaghae, FIU	3.74
Steals Per Game (250 ranked)	Tyson Walker	53	1.83	Jacob Gilyard, Richmond	3.19
	Maxime Boursiquot	87	1.73		
	Jordan Roland	125	1.59		
Total Points (250 ranked)	Jordan Roland	8	711.0	Jhivvan Jackson, UTSA	844.0
Total Rebounds (250 ranked)	Bolden Brace	198	212.0	Kevin Marfo, Quinnipiac	400.0
Assist Turnover Ratio (250 ranked)	Tyson Walker	197	1.54	Connor McCaffery, Iowa	4.59
Double Doubles (250 ranked)	Bolden Brace	239	4.0	John Mooney, Notre Dame	25.0

Triple Doubles (50 ranked)				Mason Faulkner, Western Caro. Kameron Langley, N.C. A&T	2.0 2.0
Total Assists (250 ranked)	Tyson Walker	225	103.0	Jason Preston, Ohio	238.0
Total Blocks (250 ranked)				Osasumwen Osaghae, FIU	116.0
Total Field Goals Made (250 ranked)	Jordan Roland	9	245.0	Ben Stanley , Hampton	295.0
Total Minutes (250 ranked)	Jordan Roland Bolden Brace	18 174	69810.0 62760.0	Jordan Ford, Saint Mary's (CA)	75177.0
Minutes Per Game (250 ranked)	Jordan Roland	34	2181.5	Kyle Lofton, St. Bonaventure	2305.3
3-pt Field Goal Attempts (250 ranked)	Jordan Roland	37	234.0	Jhivvan Jackson, UTSA	338.0
Total 3-point FGM (250 ranked)	Jordan Roland	21	92.0	Dru Kuxhausen, McNeese	125.0
Total Steals (250 ranked)	Tyson Walker Maxime Boursiquot Jordan Roland	55 89 93	55.0 52.0 51.0	Jacob Gilyard, Richmond	99.0
Total Field Goal Attempts (250 ranked)	Jordan Roland	17	507.0	Jhivvan Jackson, UTSA	676.0
Free Throws Made (250 ranked)	Jordan Roland	83	129.0	Mason Jones, Arkansas	223.0
Free Throw Attempts (250 ranked)	Jordan Roland	182	146.0	Mason Jones, Arkansas	271.0
Offensive Rebounds Per Game (250 ranked)				Cletrell Pope, Bethune-Cookman	4.62
Defensive Rebounds per Game (250 ranked)	Bolden Brace	176	5.16	John Mooney, Notre Dame	9.03

2020 HERCULES TIRES CAA MEN'S BASKETBALL CHAMPIONSHIP

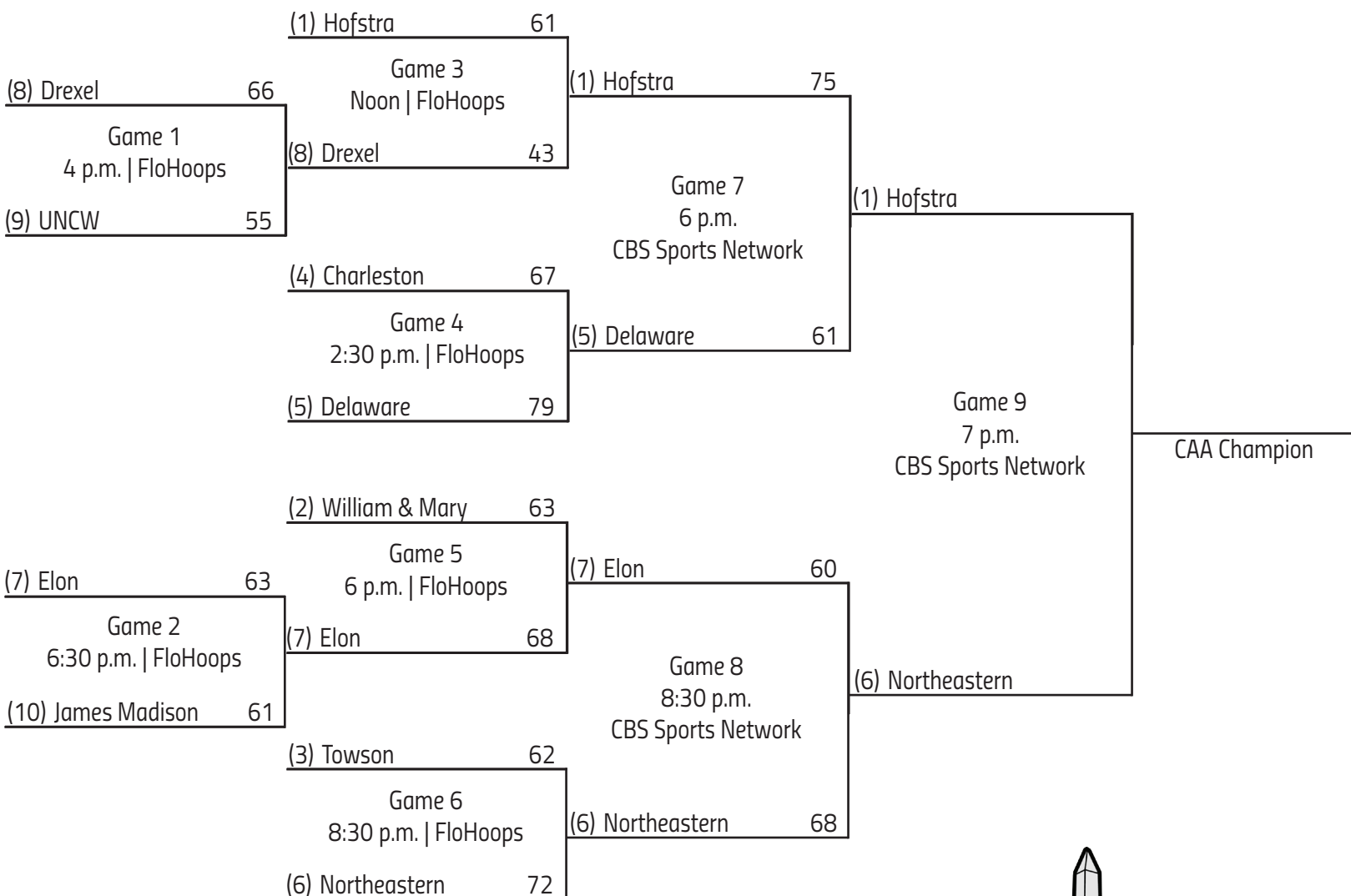
MARCH 7-10 | ENTERTAINMENT AND SPORTS ARENA | WASHINGTON, D.C.

1st Round
Saturday, March 7

Quarterfinals
Sunday, March 8

Semifinals
Monday, March 9

Championship
Tuesday, March 10



all game times eastern

