



2019-20 MEN'S BASKETBALL

9 NCAA TOURNAMENT APPEARANCES | 22 PROS IN COEN ERA | 142 CAA WINS SINCE 2006, BEST IN CAA

MBB CONTACT **SCOTT MacDONALD**

S.MACDONALD@NORTHEASTERN.EDU

100th SEASON

(919) 619-4137

Game

24

**NORTHEASTERN (11-12, 5-6 CAA)
HOFSTRA (17-7, 8-3 CAA)**

SATURDAY, FEB. 8 | 4 P.M.
THE MACK (5,023)

GENERAL INFORMATION

Northeastern University.....Founded in 1898
Location.....Boston, Mass.
Enrollment.....21,489
Nickname.....Huskies
Colors.....Red and Black
Conference.....Colonial Athletic Association (CAA)
Arena (Capacity).....Matthews Arena (5,066)
Year Opened.....1910
President.....Dr. Joseph Aoun (MIT, '81)
Director of Athletics.....Jeff Konya (Princeton, '95)

BASKETBALL HISTORY

First Year / Record.....1919-20 / 1,244-1,134 (.523)
NCAA Tournament.....9 Appearances (3-9 record)
CAA Titles (joined in 2005).....5
Last Regular Season / Tournament Title.....2018 / 2019

SCHEDULE

NOVEMBER

	EST (TV)
5 at Boston University	W, 72-67
8 HARVARD	W, 84-79
12 at UMass	L, 80-71
16 OLD DOMINION	L, 76-69
19 at Holy Cross	W, 101-44
25 vs. South Alabama - 1	L, 74-62
26 vs. Drake - 1	L, 59-56
27 vs. Weber State - 1	W, 79-69

DECEMBER

4 MAINE	W, 78-63
7 DAVIDSON	L, 70-63
17 at Eastern Michigan	L, 60-55
19 at Detroit Mercy	W, 74-61
28 at Towson *	W, 61-45
30 at James Madison *	W, 88-72

JANUARY

2 ELON *	W, 77-68
4 WILLIAM & MARY *	L, 66-64
9 HOFSTRA *	L, 74-72
16 at College of Charleston *	W, 79-76
18 at UNCW *	L, 76-74 (OT)
23 DREXEL *	W, 85-52
25 DELAWARE *	L, 76-74
30 at William & Mary *	L, 59-58

FEBRUARY

1 at Elon *	L, 74-69
8 at Hofstra *	4 p.m. (FLOHOOPS)
13 UNCW *	7 P.M. (NESN)
15 COLLEGE OF CHARLESTON *	NOON (FLOHOOPS)
20 at Delaware *	7 p.m. (FLOHOOPS)
22 at Drexel *	2 p.m. (FLOHOOPS)
27 JAMES MADISON *	8 P.M. (NESN+)

MARCH

1 TOWSON *	4 P.M. (CBS SPORTS)
7-10 at CAA tournament - 2	

1 = Gulf Coast Showcase, Estero, Fla. at Hertz Arena

2 = Washington, D.C.; HOME; * = CAA contest

MEDIA INFORMATION

BROADCAST: 7FLOHOOPS

TALENT: Ryan Ye (PxP), Mike Amoruso (analyst)

BROADCAST: 104.9 FM | wrbbsports.com

TALENT: Michael Petillo (PxP), Matt Neiser (analyst)

OFFICIALS: Anthony Burris, Anthony Franklin,

Mike Palau

LIVE STATS: NUhuskies.com

BE SOCIAL: @GoNUmbasketball

OPENING TIP

• Five of Northeastern's six CAA losses have come by a total of nine points; The Huskies are 1-6 this season (1-5 CAA) in one-possession games

• The Huskies are 3-8 this season in games decided by 5 points or less, and 11 of their 12 losses have come by single digits; Margin of defeat is 4.1 per game, and in league play it's 2.3 per contest

• The Huskies are 8-0 this season when shooting 50 percent or better and 0-8 when their opponent shoots at least 50 percent

• NU has the second-best road record in the CAA over the last three years at 16-8 (.667), trailing Hofstra's 19-6 (.760) mark

• Coach **Bill Coen** is No. 2 all-time in school history with 235 wins and currently has 157 CAA wins, one shy of tying former Drexel Coach Bruiser Flint (158) for second all-time in league history

• Senior **Jordan Roland** reached 1,000 points in his Northeastern career in just 56 games (18.0 ppg) and is No. 5 in the NCAA in scoring average (23.0); He was named to the Oscar Robertson Trophy Watch List and ESPN.com's Top 25 players earlier this season

• Senior **Bolden Brace** became the 39th player in program history to reach 1,000 points in his career against Hofstra (1/9) and is 29th on the all-time scoring list with 1,066 points

NORTHEASTERN PROBABLE STARTERS (based off last game)

Pos. No.	Name	Ht./Wt.	Yr.	GP/GS	PPG	RPG	Notes
G	02 Tyson Walker	6-0/162	Fr.	23/23	11.3	2.0	32 pts vs. Elon (5th-most by a FR in NU history)
G	12 Jordan Roland	6-1/171	Sr.-R	23/23	23.0	3.6	5th in NCAA in scoring; CAA-best 5 30-pt games
G	20 Bolden Brace	6-6/225	Sr.	23/23	10.3	6.1	NU history; #5 in 3s made (214) & #32 in pts (1,066)
F	14 Max Boursiquot	6-5/211	Jr.-R	21/16	8.0	4.6	Career-high 18 pts vs. Delaware; #4 in CAA w/.547 FG%
F	24 Shaquille Walters	6-6/190	Jr.	22/19	6.5	4.1	Season-best 15 pts vs. William & Mary (1/4)

RESERVES

G	00 Jason Strong	6-8/217	So.-R	23/0	3.6	2.1	Career-best 10 pts/9 rebs at Detroit
G	01 Vito Cubrilo	6-4/194	Fr.	6/0	0.0	0.0	Played on Croatia U18, U16 & U14 National Teams
F	10 Greg Eboigbodin	6-9/225	So.-R	21/6	2.9	4.7	Career-high 13 pts vs. Weber State
G	13 Myles Franklin	6-4/170	Jr.	23/0	3.6	1.0	3-for-3 vs. Delaware, Career-high 2-for-2 from 3
G	21 Guillien Smith	6-1/200	Gr.	19/1	2.7	0.5	46% from 3 this year (11-for-24)
G	22 Quirin Emanga	6-5/215	Fr.	15/0	0.9	1.0	Career-best 5 pts at Holy Cross (11/19)
F	32 Connor Braun	6-9/200	Fr.	0/0	0.0	0.0	No. 38 AZ player in HS per azcentral.com in 2019
F	33 Tomas Murphy	6-8/230	Jr.	4/4	9.3	2.8	Has not played since ODU (11/16) due to ankle injury

ON THE HARDWOOD



VS.



HUSKIES

133
Bill Coen (14th)
235-209 (.529)
Same

NET RANKINGS

COACH Joe Mihalich (7th/22nd)
RECORD 397-294 (.575)
AT SCHOOL 132-91 (.582) / 7th

PRIDE

128

LEADERS (CAA Rank)

PTS Jordan Roland, 23.0 (1st) / Desure Buie, 18.5 (6th)
REB Bolden Brace, 6.1 (10th) / Isaac Kante, 7.4 (6th)
AST Tyson Walker, 3.5 (8th) / Desure Buie, 5.6 (1st)

INSIDE THE SERIES

OVERALL: 48th meeting, Hofstra leads 24-23
FIRST MEETING: W, 55-53, Boston, Mass. (2/4/50)
AT THE MACK: 7-9 (.438)
COEN vs. HOFSTRA: 16-11 (.596)
MIHALICH vs. NU: 7-7 (.500)
OT: 1-1

LAST 10 MEETINGS (NU trails 3-7)

01/21/16	L	96-92 (3OT)	H	Matthews Arena
02/21/16	L	65-60	A	The Mack
01/21/17	L	78-73	A	The Mack
02/11/17	L	74-64	H	Matthews Arena
01/02/18	L	71-70	H	Matthews Arena
01/25/18	W	81-67	A	The Mack
01/05/19	L	75-72	A	The Mack
02/02/19	W	75-61	H	Matthews Arena
03/12/19	W	82-74	N	Charleston Coliseum
01/09/20	L	72-72	A	Matthews Arena

Pronunciation guide

Max Boursiquot	BORE-seh-ko
Vito Cubrilo	vee-toe coo-BREEL-oh
Greg Eboigbodin	ee-BOYG-boh-din
Quirin Emanga	Q-rin ee-MAIN-ga
Myles Franklin	Miles
Tomas Murphy	Thomas
Guillien Smith	Jillian

LAST GAME SUMMARY

ELON 74, NORTHEASTERN 69

GAME 23 | Schar Center | Elon, N.C. | Feb. 1

Jordan Roland scored 19 points and **Shaquille Walters** added 11 points as Northeastern fell late to Elon, 74-69, at the Schar Center. The Phoenix shot 61 percent in the game and 53 percent from behind the arc.

Max Boursiquot, **Bolden Brace** and **Guilien Smith** each had 10 points for the Huskies. Northeastern was a perfect 19-for-19 from the free-throw line.

The Huskies trailed by 11 early in the second half but outscored the Phoenix 26-8 over a 12-minute span to take a 56-49 lead with just under 8 minutes remaining. Elon's Marcus Sheffield II has the answers with a 3-pointer and an old-fashioned three-point play with 1:01 left, and Elon made 5-of-6 free throws down the stretch.

LAST BOX SCORE

VISITORS: Northeastern (11-12, 5-6 CAA)

	POS	MINS	FG	3FG	FT	REBS	PF	A	B	S	TP
14 Max Boursiquot	F	30	4-8	0-0	2-2	8	2	2	0	3	10
24 Shaq Walters	F	33	4-7	0-0	3-3	0	3	1	1	1	11
02 Tyson Walker	G	33	3-10	1-4	0-0	3	4	2	0	4	7
12 Jordan Roland	G	36	4-16	2-9	9-9	3	1	1	0	2	19
20 Bolden Brace	G	35	3-8	2-6	2-2	4	4	2	0	2	10
00 Jason Strong		13	1-2	0-0	0-0	1	0	0	0	0	2
10 Greg Eboigbodin		2	0-1	0-0	0-0	1	0	0	0	0	0
13 Myles Franklin		5	0-0	0-0	0-0	0	0	0	0	0	0
21 Guilien Smith		13	3-5	1-2	3-3	2	1	0	0	2	10
TOTALS		22-57	6-21	19-19	27	15	8	1	14	69	

1st FG%: 12-27 (44.4%) **2nd FG%:** 10-30 (33.3%) **FG%:** 22-57 (38.6%)
1st 3FG%: 3-9 (33.3%) **2nd 3FG%:** 3-12 (25%) **3FG%:** 6-21 (28.6%)
1st FT%: 3-3 (100%) **2nd FT%:** 16-16 (100%) **FT%:** 19-19 (100%)

HOME: Elon (7-17, 3-8 CAA)

	POS	MINS	FG	3FG	FT	REBS	PF	A	B	S	TP
14 Zac Ervin	F	18	2-5	2-4	0-0	1	1	1	0	0	6
25 Hunter Woods	F	28	2-8	0-2	0-1	4	3	1	1	0	4
33 Simon Wright	F	18	1-1	0-0	0-0	1	3	0	1	0	2
00 Hunter McIntosh	G	33	8-9	3-4	5-6	5	2	3	0	1	24
04 Marcus Sheffield II	G	35	10-15	3-6	5-6	7	2	3	1	1	28
01 Chuck Hannah		19	1-1	1-1	0-0	2	3	3	0	0	3
03 Seth Fuller		9	0-0	0-0	0-0	0	2	0	0	0	0
05 Federico Poser		11	2-2	0-0	0-0	1	1	0	1	0	4
10 Kris Wooten		24	1-2	1-2	0-0	3	1	1	0	0	3
21 Andy Pack		5	0-1	0-0	0-0	0	0	0	0	0	0
TOTALS		27-44	10-19	10-13	27	18	12	4	2	74	

1st FG%: 15-24 (62.5%) **2nd FG%:** 12-20 (60%) **FG%:** 27-44 (61.4%)
1st 3FG%: 6-8 (75%) **2nd 3FG%:** 4-11 (36.4%) **3FG%:** 10-19 (52.6%)
1st FT%: 0-0 (0%) **2nd FT%:** 10-13 (76.9%) **FT%:** 10-13 (76.9%)

Officials: Keith Fogleman, Ben Stirt, Jason Page

Technical Fouls:

Attendance: 2,023

Score by Periods	1st	2nd	Total
Northeastern	30	39	69
Elon	36	38	74

LAST 5 GAMES | STATS

Northeastern (1-4)

	GP/GS	MIN	FG	FG%	3FG	3FG%	A	TP	AVG
12 Jordan Roland	5/5	35.8	43-92	.467	15-41	.366	7	128	25.6
02 Tyson Walker	5/5	34.2	20-51	.392	4-15	.267	18	52	10.4
14 Max Boursiquot	5/5	26.6	23-41	.561	0-6	.000	5	52	10.4
20 Bolden Brace	5/5	30.8	12-25	.480	6-15	.400	7	36	7.2
24 Shaq Walters	4/3	22.8	9-19	.474	1-4	.250	4	24	6.0
21 Guilien Smith	5/1	17.0	10-19	.526	5-10	.500	3	29	5.8
00 Jason Strong	5/0	13.4	6-15	.400	0-3	.000	3	16	3.2
13 Myles Franklin	5/0	13.8	6-10	.600	2-4	.500	3	15	3.0
10 Greg Eboigbodin	5/1	11.4	2-9	.222	-	-	4	8	1.6
22 Quirin Emanga	3/0	5.0	0-2	.000	0-1	.000	1	0	0.0
01 Vito Cubrilo	1/0	4.0	0-0	.000	0-0	.000	0	0	0.0



00 | F JASON STRONG

CAREER: 62 GP / 3 GS | 2.9 PPG, 1.5 RPG, 0.4 APG

SEASON: 23 GP / 0 GS | 3.6 PPG, 2.1 RPG, 0.6 APG


Made all 3 shots vs. Delaware (1/25) ... Went 4-for-4 from the FT line vs. Drexel (1/23) ... Grabbed a career-best 9 rebs at Detroit Mercy (12/19) to go with 10 pts ... Set a new career-high with 18 pts at Holy Cross (11/19) ... Shooting 47% from 3 this season

1 | G VITO CUBRILLO

CAREER: First Season

SEASON: 6 GP / 0 GS | 0.0 PPG, 0.0 RPG, 0.2 APG

Played in 6 games this season ... Born and raised in Croatia ... Member of the U14, U16 and U18 Croatian National Teams ... Helped his squad to U14 and U16 national titles



2 | G TYSON WALKER

CAREER: First Season

SEASON: 23 GP / 23 GS | 11.3 PPG, 2.0 RPG, 3.5 APG

Four-time CAA Rookie of the Week (11/11, 11/25, 12/31, 1/6) ... Career-high 32 pts vs. Elon (1/2), making 4-of-7 from long range ... First 20-pt game vs. South Alabama (11/25) ... Reached double-figures in 8 of 10 CAA games this season ... Scoring 13.0 per game in league play



10 | F GREG EBOIGBODIN

CAREER: 51 GP / 8 GS | 2.5 PPG, 3.4 RPG, 0.4 BPG

SEASON: 21 GP / 6 GS | 2.9 PPG, 4.7 RPG, 0.7 APG

Grabbed 11 boards in first two CAA games at Towson (12/28) and JMU (12/30) ... Scored a career-high 13 pts vs. Weber State (11/27) ... Grabbed a career-best 9 rebs vs. South Alabama (11/25) ... Made his first 19 FTs of the season, now 19-for-21 ... Transfer from Illinois before last season and sat out



12 | G JORDAN ROLAND

CAREER: 127 GP / 58 GS | 10.3 PPG, 1.9 RPG, 1.2 APG

SEASON: 23 GP / 23 GS | 23.0 PPG, 3.6 RPG, 1.7 APG

Surpassed 1,000 pts at NU in 56 games ... Set school record with 42 pts vs. Harvard (11/8) ... Scored 39 pts in opener at BU (11/5) ... Trask Coliseum record 38 pts at UNCW (1/18) ... Leads CAA w/5 30-pt games ... 1,303 career points



13 | G MYLES FRANKLIN

CAREER: 67 GP / 1 GS | 2.2 PPG, 0.8 RPG, 0.8 APG

SEASON: 23 GP / 0 GS | 3.6 PPG, 1.0 RPG, 1.2 APG

Combined 6-for-6 from the floor vs. Drexel and Delaware ... Grabbed a career-high 6 boards at EMU (12/17) ... Career-high 10 pts and 5 steals at Holy Cross (11/19) ... Career-best 6-for-8 from the FT line vs. Drake (11/26)



14 | F MAXIME BOURSQUOT

CAREER: 85 GP / 50 GS | 6.4 PPG, 4.2 RPG, 1.1 APG

SEASON: 21 GP / 16 GS | 8.0 PPG, 4.7 RPG, 1.0 APG

Career-high 18 pts vs. Delaware (1/25) on 7-of-11 shooting ... Consecutive double-doubles (10 pts, 10 rebs) at Detroit (12/19) and EMU (12/17) ... No. 4 in CAA with .550 FG percentage ... Has a personal-best 9 double-figure scoring games this season



20 | G BOLDEN BRACE

CAREER: 121 GP / 72 GS | 8.8 PPG, 5.0 RPG, 2.2 APG

SEASON: 23 GP / 23 GS | 10.3 PPG, 6.1 RPG, 2.1 APG

No. 5 in program history w/214 3-pointers ... Near triple-double at JMU (12/30) w/16 pts, 8 rebs, 8 asts ... Back-to-Back double-doubles vs. Hofstra (18 pts, 10 rebs) and at Charleston (19 pts, 11 rebs) ... No. 29 on NU all-time scoring list with 1,066 pts (39th player to reach 1,000)



21 | G GUILIEN SMITH

CAREER: 94 GP / 45 GS | 6.6 PPG, 1.9 RPG, 1.0 APG

SEASON: 19 GP / 1 GS | 2.7 PPG, 0.5 RPG, 0.5 APG

Season-high 10 pts at Elon (2/1) ... Made 2-of-2 from 3 at Detroit (12/19) ... Went 2-for-4 from long range at EMU (12/17) ... Shooting 46% from 3 this season ... Graduate Transfer from Dartmouth where he made 44 starts in 75 games



22 | F QUIRIN EMANGA

CAREER: First Season

SEASON: 15 GP / 0 GS | 0.9 PPG, 1.1 RPG, 0.1 APG

2-for-6 from the floor in CAA play, and 1-for-3 from 3 ... Blocked a career-best 2 shots vs. Elon (1/2) ... Posted season-high 5 pts and 5 rebs at Holy Cross (11/19) ... Won German National Championship in 2015 & 3x3 National Title in 2018.



24 | F SHAQUILLE WALTERS

CAREER: 53 GP / 19 GS | 4.5 PPG, 2.6 RPG, 1.1 APG

SEASON: 22 GP / 19 GS | 6.5 PPG, 4.1 RPG, 1.5 APG

Handed out career-best 6 assists vs. Hofstra (1/9) ... Scored 12 pts in the 2nd half vs. William & Mary (1/4) and finished with season-best 15 ... Had a career night at JMU (12/30), tallying double-double with 12 pts, 12 rebs, 4 asts and 3 stls



32 | F CONNOR BRAUN

CAREER: First Season

SEASON: 0 GP / 0 GS | 0.0 PPG, 0.0 RPG, 0.0 APG

Named All-Region first team after averaging 14.0 points, 10.0 rebounds and 1.0 block per game as a senior in high school ... Led team to a state title in Arizona



33 | F TOMAS MURPHY

CAREER: 68 GP / 12 GS | 7.4 PPG, 2.9 RPG, 0.9 APG

SEASON: 4 GP / 4 GS | 9.3 PPG, 2.8 RPG, 1.5 APG

Has not played since ODU (11/16) due to ankle injury ... Made a career-best 9 field goals and scored 18 pts at UMass (11/12) ... Played for Finnish National Team in the U20 European Championships in the summer of 2016



6-8, 217 | SO.-R | COCONUT CREEK, FLA.

MAJOR: BUSINESS ADMINISTRATION

HIGHS: 18 pts, 9 rebs, 3 asts

6-4, 194 | FR. | ZAGREB, CROATIA

MAJOR: UNDECIDED

HIGHS: 0 pts, 0 rebs, 1 asts, 0 3-ptrs

6-0, 162 | FR. | WESTBURY, N.Y.

MAJOR: GENERAL STUDIES

HIGHS: 32 pts, 5 rebs, 6 asts, 4 3-ptrs

6-9, 225 | SO.-R | BENIN CITY, NIGERIA

MAJOR: COMMUNICATION STUDIES

HIGHS: 13 pts, 9 rebs, 3 asts, 3 blks

6-1, 171 | SR. | SYRACUSE, N.Y.

MAJOR: CORP./ORG. COMMUNICATIONS

HIGHS: 42 pts, 7 rebs, 8 3-ptrs

6-4, 170 | JR. | BREA, CALIF.

MAJOR: PSYCHOLOGY

HIGHS: 10 pts, 6 rebs, 5 asts, 2 stls

6-5, 211 | JR.-R | OTTAWA, ONTARIO

MAJOR: BIOLOGY

HIGHS: 18 pts, 13 rebs, 5 asts

6-6, 225 | SR. | SANTA BARBARA, CALIF.

MAJOR: PROJECT MANAGEMENT

HIGHS: 40 pts, 14 rebs, 9 asts, 10 3-ptrs

6-1, 200 | SR.-G | BOSTON, MASS.

MAJOR: INTERNATIONAL BUSINESS

HIGHS: 29 pts, 6 rebs, 5 asts

6-5, 215 | FR. | NECKAR, GERMANY

MAJOR: GENERAL STUDIES

HIGHS: 5 pts, 5 rebs, 1 asts, 1 3-ptr

6-6, 190 | JR. | LONDON, ENGLAND

MAJOR: COMMUNICATIONS

HIGHS: 20 pts, 12 rebs, 6 asts, 3 stls

6-9, 200 | FR. | TEMPE, ARIZ.

MAJOR: BUSINESS ADMINISTRATION

HIGHS: 0 pts, 0 rebs, 0 asts, 0 3-ptrs

6-8, 230 | JR. | WAKEFIELD, R.I.

MAJOR: PSYCHOLOGY

HIGHS: 21 pts, 12 rebs, 7 assts

HUSKIES BY THE NUMBERS ...

1

The Huskies have held the best RPI ranking of any New England school over the last two years (2017-19).

2

Head Coach **Bill Coen** ranks 2nd all-time in program history with 235 wins. Jim Calhoun (1972-86) holds the record with 250 career wins.

2

CAA wins needed by **Bill Coen** to move ahead of Bruiser Flint for second all-time in CAA history for wins (postseason+regular season).

9

The Huskies made their 9th NCAA tournament appearance in 2019 after winning the CAA tournament.

40

Number of 1,000 point scorers in program history.

42

Jordan Roland's 42 points set a new single-game school record in a win over Harvard in the home opener at Matthews Arena.

83

Conference wins over the last 7-plus years, most by any CAA school.

99

Jordan Roland set a new all-time single-season school record in 3-pointers made last season.

100

Men's Basketball seasons at Northeastern University.

209

Consecutive games that Northeastern has connected on a 3-pointer, dating back to the 2013-14 season.

1,000

Jordan Roland and **Bolden Brace** have both reached the milestone this season.

1,244

All-time wins in Northeastern men's basketball history. This marks the 100th season for the Huskies.

A WIN ON SATURDAY WOULD ...

- Snap a three-game losing streak
- Improve Northeastern to 6-3 in its last nine games inside The Mack
- Even the Huskies record to 12-12 and 6-6 in the CAA
- Give head coach **Bill Coen** 158 CAA wins, tying him for second all-time with former Drexel Coach Bruiser Flint

A LOSS ON SATURDAY WOULD ...

- Be the first four-game losing streak in league play since Jan. 14-26, 2017
- Drop the Huskies to 3-8 over their last 11 games against Hofstra
- Hand NU its second straight loss at The Mack and fourth loss in the last 5
- Give the Huskies their most league losses since 2017 when they finished 8-10

KEEP ROLAND!

- Redshirt senior **Jordan Roland** is one of the top scorers in the country and leads the CAA with 23.0 points per game (#5 in NCAA)
- He led the country in scoring over the first month of the season, and has remained inside the top 15 all season long
- **Roland** has scored 20 or more points in 13 of 23 games this year and leads the CAA with five 30-point games
- He has a team-best 54 career double-digit scoring games
- Roland had a string of 28 straight games with at least one 3-pointer made snapped at Towson (12/28/19), finishing 0-for-5 (He made a shot with his foot on the line in the first half)

NCAA Scoring Leaders

Rk.	Name	PPG	FG%
1.	Markus Howard, Marquette	27.9	.414
2.	Jhivvan Jackson, UTSA	26.3	.421
3.	Antoine Davis, Detroit Mercy	23.4	.353
4.	Luke Garza, Iowa	23.2	.548
5.	Jordan Roland, Northeastern	23.0	.488

A PAIR OF 1,000-POINT SCORERS

- **Bolden Brace** and **Jordan Roland** each surpassed 1,000 points this year for the Huskies
- **Brace** became the 39th player in program history to reach 1,000 points with 18 points vs. Hofstra (1/9) and currently ranks No. 29 on the all-time scoring list with 1,066 points
- **Roland** reached the 1,000 point total for his career with 28 points in the win over Maine (12/4) and surpassed the total at Northeastern in 56 games with 18 at William & Mary (1/30)
- **Roland** currently has 1,303 in his career and 1,027 at Northeastern

OUT-OF-WHACK STAT

- The Huskies entered the game at William & Mary (1/30) as the No. 2 free-throw shooting team in the country at just over 80 percent
- In the 1-point loss, NU shot a season-low 50 percent (7-for-14)



CAA STANDINGS

THROUGH FEB. 7, 2020

	CONFERENCE			OVERALL			
	W-L-T	PCT	Last 5	W-L-T	PCT	Last 10	STRK
1. Charleston	9-3	.750	4-1	15-9	.625	7-3	W3
2. Hofstra	8-3	.727	3-2	17-7	.708	7-3	W3
3. William & Mary	8-4	.667	2-3	16-9	.640	6-4	L2
4. Delaware	7-4	.636	5-0	17-7	.708	6-4	W5
5. Towson	7-5	.583	3-2	13-11	.542	7-3	L2
6. Drexel	6-5	.545	2-3	13-11	.542	6-4	W1
7. Northeastern	5-6	.455	1-4	11-12	.478	4-6	L3
8. Elon	4-8	.333	3-2	8-17	.320	4-6	W2
9. James Madison	2-10	.167	1-4	9-14	.391	2-8	L1
UNCW	2-10	.167	2-3	7-18	.280	2-8	L3

NORTHEASTERN'S RECORD WHEN ...

home	4-5
away	6-5
neutral	1-2
overtime	0-1
games decided by 3 pts or less	1-6
games decided by 4-5 pts	2-2
games decided by 6-10 pts	2-3
games decided by 11-19 pts	4-1
games decided by 20+ pts	2-0
vs. Top 25	0-0
vs. Top 10	0-0
vs. Mid-Major Top 25	1-2
vs. Power 5 opponents	0-0
scoring first	6-3
leading at the half	9-5
tied at the half	0-0
trailing at the half	2-7
leading with 10 mins remaining	10-3
tied with 10 mins remaining	0-0
trailing with 10 mins remaining	1-9
leading with 5 mins remaining	9-4
tied with 5 mins remaining	0-1
trailing with 5 mins remaining	1-7
NU shoots 50% or better	8-0
NU shoots less than 50%	3-12
NU shoots better than opponent	11-3
NU shoots the same as opponent	0-0
NU shoots worse than opponent	0-9
Opponent shoots 50% or better	0-8
Opponent shoots less than 50%	11-4
NU outrebounds opponent	8-3
Opponent outrebounds NU	3-8
NU equals opponent in rebs	0-1
NU shoots 80% or better from FT line	7-8
NU has more FT attempts	5-5
Opponent has more FT attempts	6-6
NU equals opponent in FT attempts	0-0
NU shoots 40% or better from 3	7-2
NU has less turnovers than opponent	6-4
NU has more turnovers than opponent	4-5
NU equals opponent in turnovers	1-3
NU scores 100+ pts	1-0
NU scores 90-99 pts	0-0
NU scores 80-89 pts	3-0
NU scores 70-79 pts	6-4
NU scores 60-69 pts	1-5
NU scores 50-59	0-3
NU scores less than 50 pts	1-0
Opponent scores 100+ pts	0-0
Opponent scores 90-99 pts	0-0
Opponent scores 80-89 pts	0-1
Opponent scores 70-79 pts	3-7
Opponent scores 60-69 pts	5-2
Opponent scores 50-59	1-2
Opponent scores less than 50 pts	2-0
On Monday	1-1
On Tuesday	2-3
On Wednesday	2-0
On Thursday	4-2
On Friday	1-0
On Saturday	1-6
On Sunday	0-0
In November	4-4
In December	4-2
In January	3-5
In February	0-1
In March	0-0
On National TV (ESPN, ESPN2, CBS Sports)	0-1
On NESN or NESN+	4-4
On FLOHOOPS	6-8
Miscellaneous	
Current Streak	Lost 3
Home court streak	Lost 1
Neutral court streak	Won 1
Road Streak	Lost 3
All-Time Record 100th Season	1,244-1,134 (.523)

- The Huskies followed that game up with a 19-for-19 performance at Elon (2/1) and are the No. 1 free-throw shooting team in the country now at .802
- Northeastern shot 80 percent or higher at the charity stripe in 15 of 23 games this season, and at least 73 percent in all but three games, two losses at UNCW (1/18) and William & Mary (1/30)

HUSKIES LEAD THE COUNTRY IN FREE THROW PERCENTAGE

- The Huskies continue to shoot their way up the NCAA leaderboard as one of the top offensive teams in the country

NCAA Rankings (through Feb. 5)			Leader
1.	.802	Free Throw Percentage	-
9.	.393	Three-Point FG Percentage	Saint Mary's (.427)
24.	.475	Field Goal Percentage	Dayton (.525)
48.	201	3-pointers made	North Florida (291)

BEST ROAD TEAMS IN THE CAA

- Hofstra and Northeastern have been the top two road teams in the CAA over the last three years and these are the only four teams with winning records during that span

Rk.	Team	Overall	'17-18	'18-19	'19-20
1.	Hofstra	19-6 (.760)	6-3	7-2	6-1
2.	Northeastern	16-8 (.667)	7-2	6-3	3-3
3.	Charleston	15-9 (.625)	5-4	5-4	5-1
4.	William & Mary	13-10 (.565)	5-4	4-5	4-1

TOP FRESHMAN PERFORMANCES IN PROGRAM HISTORY

- **Tyson Walker** put on one of the best performances in any single game in Northeastern history with his 32-point performance against Elon (1/2/20)

Top Freshman Performances over the last 100 years			
1.	40 by Bolden Brace vs. Elon	2/23/17	Matthews Arena
2.	39 by Malcom Henry vs. AIC	2/2/45	Boston YMCA
3.	38 by J.J. Barea vs. Maine	3/9/03	Walter Brown Arena
	38 by Reggie Lewis vs. Canisius	2/5/85	Matthews Arena
5.	32 by Tyson Walker vs. Elon	1/2/20	Matthews Arena

COEN CLIMBING NORTHEASTERN AND CAA RECORD BOOKS

- Fourteenth-year head coach **Bill Coen** is currently No. 2 all-time in Northeastern history with 235 wins, and No. 3 all-time in the CAA with 157 wins in league and postseason play

Winningest Northeastern Coaches			
1.	Jim Calhoun, 14 seasons	1972-86	250
2.	Bill Coen, 14th season	2007-Present	235
3.	Dick Dukeshire, 13 seasons	1958-71	204

Date	Opponent	NU starting lineup (Pos. 1-5)	Lineup Record	Pts	% of Offense	W/L
N5	Boston U.	Walker, Roland, Brace, Boursiquot, Murphy	1-0	70	97%	W
N8	HARVARD	Walker, Roland, Brace, Walters, Murphy	1-0	72	86%	W
N12	UMass	Walker, Roland, Brace, Walters, Murphy	1-1	63	89%	L
N16	OLD DOMINION	Walker, Roland, Brace, Boursiquot, Murphy	1-1	60	87%	L
N19	Holy Cross	Walker, Roland, Brace, Walters, Eboigbodin	1-0	57	56%	W
N25	vs. South Alabama	Walker, Roland, Brace, Walters, Eboigbodin	1-1	47	76%	L
N26	vs. Drake	Walker, Roland, Brace, Walters, Eboigbodin	1-2	37	66%	L
N27	vs. Weber State	Walker, Roland, Brace, Walters, Eboigbodin	2-2	71	90%	W
D4	MAINE	Walker, Roland, Brace, Walters, Eboigbodin	3-2	63	81%	W
D7	DAVIDSON	Walker, Roland, Brace, Boursiquot, Walters	0-1	60	95%	L
17	Eastern Michigan	Walker, Roland, Brace, Boursiquot, Walters	0-2	43	78%	L
19	Detroit Mercy	Walker, Roland, Brace, Boursiquot, Walters	1-2	52	70%	W
28	Towson*	Walker, Roland, Brace, Boursiquot, Walters	2-2	54	89%	W
30	James Madison*	Walker, Roland, Brace, Boursiquot, Walters	3-2	78	89%	W
J2	ELON*	Walker, Roland, Brace, Boursiquot, Walters	4-2	72	94%	W
J4	WILLIAM & MARY*	Walker, Roland, Brace, Boursiquot, Walters	4-3	60	94%	L
J9	HOFSTRA*	Walker, Roland, Brace, Boursiquot, Walters	4-4	64	89%	L
J16	Charleston*	Walker, Roland, Brace, Boursiquot, Walters	5-4	65	82%	W
J18	at UNCW*	Walker, Roland, Brace, Boursiquot, Walters	5-5	68	92%	L
J23	DREXEL*	Walker, Roland, Brace, Boursiquot, Walters	6-5	59	69%	W
J25	DELAWARE*	Walker, Roland, Brace, Smith, Boursiquot	0-1	58	78%	L
J30	William & Mary*	Walker, Roland, Brace, Boursiquot, Eboigbodin	0-1	46	79%	L
F1	Elon*	Walker, Roland, Brace, Boursiquot, Walters	6-6	57	83%	L
F8	Hofstra*					
F13	UNCW*					
F15	CHARLESTON*					
F20	Delaware*					
F22	Drexel*					
F27	JAMES MADISON*					
M1	TOWSON*					

NORTHEASTERN'S RECORD WHEN ...

Leading Scorer

Tyson Walker	2-1	.667
Jordan Roland	8-9	.471
Bolden Brace	1-2	.333
Shaquille Walters	0-1	.000

Leading Rebounder

Jordan Roland	2-1	.667
Bolden Brace	3-2	.600
Shaquille Walters	2-2	.500
Greg Eboigbodin	2-3	.400
Maxime Boursiquot	2-5	.286

Double-Figure Points

Jason Strong	2-0	1.000
Bolden Brace	7-4	.636
Jordan Roland	10-10	.500
Tyson Walker	7-7	.500
Maxime Boursiquot	4-5	.444
Greg Eboigbodin	1-1	.500
Shaquille Walters	1-3	.250
Tomas Murphy	0-1	.000
Guilien Smith	0-1	.000

Double-Figure Rebounds

Shaquille Walters	1-0	1.000
Max Boursiquot	1-1	.500
Bolden Brace	0-2	.000

Double-Figure Assists

Double-Doubles

Shaquille Walters	1-0	1.000
Max Boursiquot	1-1	.500
Bolden Brace	1-2	.333

** In event of a tie for high-scorer-rebounder, both players are credited

NORTHEASTERN'S INDIVIDUAL LEADERS

Consecutive Double-Figure Points

Jordan Roland	7
Maxime Boursiquot	3

Double-Figure Games

	Career	'19-20
Jordan Roland	54	20
Bolden Brace	48	11
Maxime Boursiquot	22	9
Tomas Murphy	21	1
Guilien Smith	20	1
Tyson Walker	14	14
Jason Strong	5	2
Shaquille Walters	5	4
Greg Eboigbodin	3	2
Myles Franklin	1	1

20 or more points

	Career	'19-20
Jordan Roland	21	12
Bolden Brace	6	2
Tomas Murphy	3	-
Tyson Walker	2	2

30 or more points

	Career	'19-20
Jordan Roland	6	5
Bolden Brace	1	-
Tyson Walker	1	1

40 or more points

	Career	'19-20
Bolden Brace	1	-
Jordan Roland	1	1

Double-Figure Rebounds

	Career	'19-20
Bolden Brace	13	3
Maxime Boursiquot	4	2
Tomas Murphy	2	-
Shaquille Walters	1	1

Winningest CAA Coaches (Season/Tourney)

1.	Jim Larranaga, George Mason	1998-11	183
2.	Bruiser Flint, Drexel	2002-16	158
3.	Bill Coen, Northeastern	2007-Present	157
4.	Blaine Taylor, Old Dominion	2002-13	148
5.	Tony Shaver, William & Mary	2004-Present	138
6.	Dick Tarrant, Richmond	1982-93	106
7.	Tom Pecora, Hofstra	2002-10	98
	Charles "Lefty" Driesell, JMU	1988-97	98
9.	Jerry Wainwright, UNCW	1995-2002	97
10.	Monte' Ross, Delaware	2007-16	86

WALKER OFF AND RUNNING

- Freshman point guard **Tyson Walker** has earned a league-best CAA Rookie of the Week honors four times (Nov. 11, Nov. 25, Dec. 31, Jan. 6)
- A native of Westbury, N.Y., **Walker** is No. 3 in the CAA in steals per game (1.8) and eighth in assists per game (3.5)
- He has reached double-figures in 8 of 11 league games (13.0 ppg)
- Walker leads all freshman in the league in scoring (11.3), assists (81), steals (38) and assist/turnover ratio (1.7)

20 POINTS OR LESS

- On two occasions, the Huskies have held their opponents to less than 20 points in the first half this season
- In the league opener at Towson (12/28), Northeastern held the Tigers to 17 points on 8-of-26 shooting (31%) and 1-of-8 (13%) from 3
- On Thursday night, Northeastern limited Drexel to 24 percent shooting (5-for-21) in the opening 20 minutes, building a 32-point lead at the half, 49-17

LARGEST MARGIN OF VICTORIES FOR THE HUSKIES IN CAA PLAY

- The Huskies defeated Drexel by 33 points, which was the third-best margin of victory since joining the CAA in 2005

Rk.	Margin of Victory	Date	Score	Place
1.	36 pts vs. Delaware	1/5/17	90-54	Matthews Arena
2.	34 pts vs. Drexel	1/9/08	79-45	Matthews Arena
3.	33 pts vs. Drexel	1/23/20	85-52	Matthews Arena
4.	32 pts vs. Delaware	1/7/16	88-56	Matthews Arena
5.	27 pts vs. UNCW	3/5/18	79-52	Charleston Coliseum
6.	26 pts vs. Georgia State	1/5/06	89-63	Matthews Arena
7.	25 pts vs. George Mason	1/7/10	71-46	Matthews Arena
	25 pts vs. Towson	1/20/10	73-48	Towson Center Arena
9.	24 pts vs. Delaware	3/4/18	74-50	Charleston Coliseum
	24 pts vs. Drexel	3/2/19	90-66	DAC

ESPN.COM NAMES ROLAND NO. 25 ON TOP PLAYERS IN THE COUNTRY

- On Dec. 12th, ESPN.com released its top 25 players in the country through the first month of the season, and senior **Jordan Roland** checked in at No. 25
- Roland is 1 of 3 mid-major players on the list, joining Dayton's Obi Toppin and Butler's Kamar Baldwin

HOLDING OPPONENTS UNDER 50 POINTS UNDER BILL COEN

- The Huskies held Towson to 17 first-half points and 1-of-11 (9.1%) from behind the arc to open CAA play (12/28/19)
- This was the fifth time Northeastern has held Towson under 50 points in the series as the Tigers finished with 45
- The Huskies have held two opponents under 50 this season, Holy Cross (11/19) scored 44 points and Towson (12/28)
- In the **Bill Coen** era, the Huskies have held opponents under 50 points on 28 occasions

Rk.	Points	Date	1st-2nd	Place
1.	40 by Drexel	02/02/08	15-25	Philadelphia, Pa.
2.	41 by New Hampshire	12/18/06	15-26	Boston, Mass.
3.	42 by Old Dominion	01/24/09	24-18	Norfolk, Va.
	42 by William & Mary	02/09/08	15-27	Boston, Mass.
	42 by Indiana	12/22/08	18-24	Bloomington, Ind.
6.	44 by Holy Cross	11/19/19	23-21	Worcester, Mass.
	44 by Towson	02/11/16	22-22	Towson, Md.
	44 by Navy	11/22/14	23-21	Uncasville, Conn.

CollegInsider.com Top 25 Mid-Major Poll

1.	Gonzaga (31)	23-1	775	1	West Coast
2.	Yale	16-4	712	3	Ivy League
3.	Northern Iowa	19-3	697	5	Missouri Valley
4.	Saint Mary's	19-5	695	2	West Coast
5.	East Tennessee St.	19-4	636	4	Southern
6.	Liberty	21-3	605	7	ASUN
7.	Furman	18-5	567	8	Southern
8.	Stephen F. Austin	19-3	524	9	Southland
9.	UNC Greensboro	17-6	519	6	Southern
10.	BYU	17-7	515	13	West Coast
11.	New Mexico State	17-6	434	14	Western Athletic
12.	Wright State	19-5	377	10	Horizon
13.	Murray State	17-5	329	19	Ohio Valley
14.	Kent State	16-6	326	16	Mid-American
15.	Bowling Green	17-5	324	18	Mid-American
16.	Akron	16-4	303	12	Mid-American
17.	Austin Peay	16-7	295	21	Ohio Valley
18.	Vermont	17-6	200	20	America East
19.	Little Rock	17-7	176	25	Sun Belt
20.	Colgate	17-6	152	15	Patriot
21.	Winthrop	16-7	146	24	Big South
22.	Santa Clara	18-6	132	17	West Coast
23.	Harvard	15-7	93	22	CAA
24.	Hofstra	14-7	96	NR	CAA
25.	William & Mary	16-8	81	23	CAA

OTHERS RECEIVING VOTES: San Francisco 77, Loyola Chicago 50, Belmont 41, Bradley 33, Georgia State 27, South Dakota State 25, Eastern Washington 19, Northern Colorado 15, Charleston 14, Pacific 7, Hawaii 5, Northern Kentucky 5, UC Irvine 5, Merrimack 4, Toledo 2, Delaware 1, Drake 1, Oral Roberts 1, Southern Illinois 1, Stony Brook 1.

NCAA Career Active Leaders

Points					
1.	Markus Howard, Marquette	Sr.	G	120 GP	2,541
114.	Jordan Roland, Northeastern	Sr.	G	127 GP	1,303
242.	Bolden Brace, Northeastern	Sr.	G	121 GP	1,066
Free Throw Percentage (Min. 110 free throws made)					
1.	Davide Moretti, Texas Tech	Jr.	G	97 GP	192-212 .910
21.	Jordan Roland, Northeastern	Sr.	G	127 GP	192-221 .869
Rebounds					
1.	Nico Carvacho, Colorado St.	Sr.	C	125 GP	1,221
90.	Bolden Brace, Northeastern	Sr.	G	121 GP	605
3-pointers Made					
1.	Markus Howard, Marquette	Sr.	G	120 GP	399
50.	Jordan Roland, Northeastern	Sr.	G	127 GP	217
54.	Bolden Brace, Northeastern	Sr.	G	121 GP	214

44 by Charleston	02/15/14	18-26	Charleston, S.C.
44 by William & Mary	01/03/09	22-22	Boston, Mass.
11. 45 by Towson	12/28/19	17-28	Towson, Md.
45 by Drexel	01/09/08	19-26	Philadelphia, Pa.
13. 46 by George Mason	01/07/10	22-24	Boston, Mass.
46 by Drexel	02/25/09	25-21	Philadelphia, Pa.
15. 47 by William & Mary	03/07/10	31-16	Richmond, Va.
47 by Delaware	01/15/09	25-22	Newark, Del.
17. 48 by Fairfield	11/29/14	16-32	Boston, Mass.
48 by Towson	01/02/12	23-25	Towson, Md.
48 by George Mason	02/27/10	20-28	Fairfax, Va.
48 by Towson	01/20/10	24-24	Towson, Md.
21. 49 by Wentworth	11/12/17	21-28	Boston, Mass.
49 by Towson	01/10/15	26-23	Towson, Md.
49 by James Madison	01/29/14	24-25	Boston, Mass.
49 by William & Mary	03/02/12	22-27	Richmond, Va.
49 by Old Dominion	01/05/11	26-23	Norfolk, Va.
49 by Drexel	12/05/09	25-24	Philadelphia, Pa.
49 by Holy Cross	11/22/08	25-24	Boston, Mas.
49 by Delaware	01/30/08	23-26	Newark, Del.

DOUBLE-TROUBLE

- Junior **Shaquille Walters** earned his first-ever double-double at JMU (12/30) last Monday night, finishing with 12 points and a career-high 12 rebounds
- Junior **Max Boursiquot** recorded his second and third double-doubles during the Detroit two-game swing at Eastern Michigan (12/17) and Detroit Mercy (12/19)
- Boursiquot tallied 10 points and 10 rebounds against the Eagles and the Titans
- Senior **Bolden Brace** leads the team with 12 career double-doubles, including consecutive ones vs. Hofstra (1/9) and at Charleston (1/16)

Current players with double-doubles

Bolden Brace vs. Maine (11/20/16)	10 pts, 10 rebs
Bolden Brace at Hofstra (1/25/18)	14 pts, 10 rebs
Bolden Brace vs. Towson (2/22/18)	10 pts, 11 rebs
Bolden Brace vs. Delaware (12/30/18)	18 pts, 10 rebs
Bolden Brace vs. Charleston (1/17/19)	14 pts, 10 rebs
Bolden Brace vs. Hofstra (2/2/19)	11 pts, 10 rebs
Bolden Brace vs. Elon (2/9/19)	20 pts, 14 rebs
Bolden Brace at Charleston (2/16/19)	13 pts, 11 rebs
Bolden Brace vs. Hofstra (3/12/19)	10 pts, 10 rebs
Bolden Brace at UMass (11/12/19)	20 pts, 12 rebs
Bolden Brace vs. Hofstra (1/9/20)	18 pts, 10 rebs
Bolden Brace at Charleston (1/16/20)	19 pts, 11 rebs
Max Boursiquot vs. Drexel (1/12/17)	17 pts, 11 rebs
Max Boursiquot at Eastern Michigan (12/17/19)	10 pts, 10 rebs
Max Boursiquot at Detroit (12/19/19)	10 pts, 10 rebs
Shaquille Walters at JMU (12/30/19)	12 pts, 12 rebs
Bolden Brace (12 career, 3 in 2019-20)	
Max Boursiquot (3 career, 2 in 2019-20)	
Shaquille Walters (1 in 2019-20)	

HOME SWEET HOME

- The Huskies are an impressive 27-9 (.750) inside Matthews Arena over their last 36 games at home
- In CAA play, Northeastern is 17-6 (.739) over the last three seasons at Matthews Arena, and have won 13 of its last 17 league games at home

BO CLIMBING THE RECORD BOOK

- Senior guard **Bolden Brace** continues to etch his name in the Northeastern record book
- **Brace** moved into No. 5 all-time in 3-pointers made and became the 39th player in school history to reach 1,000 points

3-POINTERS MADE

1.	255	J.J. Barea (109 games)	2002-06
2.	250	David Walker (133 games)	2012-16
3.	243	Joel Smith (120 games)	2009-13
4.	223	Matt Janning (128 games)	2006-10
5.	214	Bolden Brace (121 games)	2016-20



2019-20 TEAM LEADERS

	Leader	Northeastern
Scoring:	Hofstra, 76.7	4th, 72.4
Defense:	Towson, 66.4	2nd, 67.0
FT%:	Northeastern, .802	
FG%:	Delaware, .482	2nd, .474
FG% Defense:	Towson .404	10th, .461
3PT FG%:	Northeastern, .393	
3PT FG% Defense:	Drexel, .307	4th, .316
REB Offense:	James Madison, 39.5	10th, 30.9
REB Defense:	Northeastern, 30.1	
REB Margin:	Towson, +4.1	4th, +0.8
Blocked Shots:	William & Mary, 3.9	10th, 1.7
Assists:	Drexel, 14.2	4th, 13.3
Steals:	Northeastern, 8.0	
T/O Margin:	Hofstra, +2.42	T-2nd, +0.83
Assist/Turnover:	Elon, 1.1	2nd, 1.1
Offensive Rebs:	Drexel, Towson, 10.8	10th, 7.1
Defensive Rebs:	James Madison, 29.0	10th, 23.8
3PT Per Game:	Elon, 9.9	2nd, 8.7

2019-20 CAA PLAYER OF THE WEEK

N11	Jordan Roland, Sr.-R, G, Northeastern	40.5 ppg, 4.0 rpg
N18	Andy Van Vliet, Sr., F, William & Mary	21.5 ppg, 9.0 rpg
N25	Desure Buie, Sr., G, Hofstra	15.0 ppg, 6.0 apg
02	Justyn Mutts, So., F, Delaware	19.0 ppg, 13.0 rpg
09	Nathan Knight, Sr., F, William & Mary	29.0 ppg, 11.0 rpg
016	Nate Darling, Jr., G, Delaware	29.0 ppg, 5.0 apg
	Brian Fobbs, Sr., G, Towson	33.0 ppg, 3.0 rpg
023	Eli Pemberton, Sr., G, Hofstra	23.0 ppg, 5.0 rpg
031	Desure Buie, Sr., G, Hofstra	25.0 ppg, 6.0 rpg
J6	Nathan Knight, Sr., F, William & Mary	19.0 ppg, 11.5 rpg
	Grant Riller, Sr., G, Charleston	28.5 ppg, 8.5 rpg
J13	Allen Bertrand, So., G, Towson	20.5 ppg, 68% FG
J20	Camren Wynter, So., G, Drexel	23.5 ppg, 4.5 apg
J27	Nate Darling, Sr., G, Delaware	22.5 ppg, 4.5 rpg
F4	Desure Buie, Sr., G, Hofstra	20.0 ppg, 9.0 apg
	Grant Riller, Sr., G, Charleston	32.0 ppg, 4.0 apg

2019-20 CAA ROOKIE OF THE WEEK

N11	Tyson Walker, Fr., G, Northeastern	13.0 ppg, 3.5 rpg
N18	Julien Wooden, Fr., F, James Madison	16.5 ppg, 5.0 rpg
N25	Tyson Walker, Fr., G, Northeastern	15.0 ppg, 5.0 apg
02	Michael Christmas, Fr., F, James Madison	9.0 ppg, 8.0 rpg
09	Hunter Woods, Fr., G, Elon	16.5 ppg, 6.5 rpg
016	Hunter McIntosh, Fr., G, Elon	15.0 ppg, 3.0 apg
023	Shykeim Phillips, Fr., G, UNCW	9.5 ppg, 4.0 apg
031	Tyson Walker, Fr., G, Northeastern	15.0 ppg, 5.0 apg
J5	Tyson Walker, Fr., G, Northeastern	21 ppg, 2.5 apg
J13	Zac Ervin, Fr., G, Elon	18.0 ppg, .500 3FG%
J20	Shykeim Phillips, Fr., G, UNCW	13.0 ppg, 3.5 rpg
J27	Jason Gibson, Fr., G, Towson	17.0 ppg, .611 FG%
F4	Hunter McIntosh, Fr., G, Elon	13.0 ppg, 3.5 rpg

POINTS

1.	2,709	Reggie Lewis (122 games)	1983-87
27.	1,114	Harry Barnes (79 games)	1965-68
28.	1,069	Wes Fuller (128 games)	1983-87
29.	1,066	Bolden Brace (121 games)	2016-20
30.	1,064	Harold Miller (108 games)	1995-99
31.	1,061	Vasa Pusica (60 games)	2017-19
32.	1,060	Francis X. "Inga" Walsh (64 games)	1944-49
33.	1,034	Fran Ryan (71 games)	1961-64
34.	1,033	Aaron Davis (111 games)	2001-06
35.	1,030	Zach Stahl (128 games)	2012-16
36.	1,021	Scott Eatherton (67 games)	2013-15
37.	1,017	Jordan Roland (57 games)	2018-20
	1,017	Leo Osgood (65 games)	1966-69
	1,017	Dexter Jenkins (112 games)	1987-91

3-POINT FG ATTEMPTS

1.	795	J.J. Barea	2002-06
2.	653	David Walker	2012-16
3.	645	Matt Janning	2006-10
4.	609	Joel Smith	2009-13
5.	585	Quincy Ford	2011-16
6.	553	Bolden Brace	2016-20

3-POINT FG PERCENTAGE

1.	.453	John Williams	1984-88
2.	.436	Donnell Gresham	2015-19
3.	.411	Jordan Roland	2018-20
4.	.404	Jonathan Lee	2009-13
5.	.399	Joel Smith	2009-13
6.	.387	Bolden Brace	2016-20
7.	.382	David Walker	2012-16

ROLAND NAMED TO OSCAR ROBERTSON TROPHY WATCH LIST

- **Jordan Roland** is currently No. 5 in the NCAA in scoring (23.0)
- A native of Syracuse, N.Y., **Roland** leads the CAA with five 30-point games
- **Roland** is just 1 of 2 CAA players to be named to the Watch List, joining William & Mary's Nathan Knight



A HISTORIC NIGHT

- In their 100-year history, Northeastern had never beaten an opponent by 57 points until Tuesday night at Holy Cross (11/19), 101-44
- The Huskies outscored the Crusaders 63-23 in the opening half, the most points scored in the first 20 minutes since scoring 60 vs. Lasell on Nov. 22, 2005
- The 101 points scored were the most by a Northeastern team since finishing with 102 vs. Cal State Northridge on Nov. 25, 2005

NCAA APPEARANCES

- The Huskies made their ninth ever appearance in the NCAA tournament in 2019
- Head Coach **Bill Coen** made his ninth appearance in the Big Dance and second as a head coach last season

THE LAST TIME IT HAPPENED...

LAST TIME A NORTHEASTERN PLAYER...

Scored 40+ Points 42** by Jordan Roland vs. Harvard (11/8/19)
Scored 35-39 Points 38 by Jordan Roland at UNCW (1/18/20)
 39 by Jordan Roland at Boston University (11/5/19)
Scored 30-34 Points 33 by Jordan Walker at Charleston (1/16/20)
 32 by Tyson Walker vs. Elon (1/2/20)
 33 by Jordan Roland at James Madison (12/30/19)
Scored 30 Or More Points In Back-To-Back Games
 Jordan Roland at Charleston (33 points, 1/16/20) and UNCW (38 points, 1/18/20)
 Jordan Roland at BU (39 points, 11/5/19) and vs. Harvard (42 points, 11/8/19)
 J.J. Barea at Cornell (35 points, 11/20/04) and at Harvard (30 points, 11/27/04)
Scored 25 or More Points in Back-to-Back Games
 Jordan Roland vs. Drexel (26 points, 1/23/20); vs. Delaware (27 pts, 1/25/20)
Scored 20 or More Points in Five Consecutive Games
 Jordan Roland (1/9/20-1/25/20); vs. Hofstra (28 points, 1/9), at Charleston (33 points, 1/16), at UNCW (38 points, 1/18), vs. Drexel (26 points, 1/23), vs. Delaware (27 points, 1/25)
Grabbed 20 Rebounds 21 by Dan Callahan vs. Vermont (3/4/95)
Grabbed 15-19 Rebounds 19 by Quincy Ford vs. Lipscomb (11/21/15)
Grabbed 10 Offensive Rebounds 11 by Sylbin Robinson vs. Loyola (Md.) (1/2/03)
Made 15+ Field Goals 15 by Jordan Roland at BU (11/5/19)
Made 10-14 Field Goals 12 by Jordan Roland at James Madison (12/30/19)
Attempted 25+ Field Goals 26 by Bolden Brace at Elon (2/23/17)
Attempted 20-24 Field Goals 20 by Jordan Roland vs. Delaware (1/25/20)
Made 8+ 3-pointers 8 by Jordan Roland vs. Hofstra (1/9/20)
Made 7 3-pointers 7 by Vasa Pusica vs. Hofstra (3/12/19)
Made 6 3-pointers 6 by Jordan Roland at Holy Cross (11/19/19)
 6 by Jordan Roland vs. ODU (11/16/19)
 6 by Jordan Roland vs. Harvard (11/8/19)
Attempted 15+ 3-pointers 20 by Bolden Brace at Elon (2/23/17)
Attempted 10+ 3-pointers 11 by Jordan Roland vs. Hofstra (1/9/20)
Made 15+ Free Throws 18 by Jon Lee vs. George Mason (2/22/12)
Made 10+ Free Throws 10 by Jordan Roland vs. Harvard (11/8/19)
 10 by Jordan Roland at Harvard (11/9/18)
Attempted 20+ Free Throws 20 by T.J. Williams vs. Towson (1/28/17)
Attempted 15+ Free Throws 15 by T.J. Williams vs. Boston University (11/11/16)
Had 15 Assists 15 by Bill Loughnane vs. Delaware (12/29/77)**
Had 10+ Assists 11 by Donnell Gresham at Bucknell (11/28/18)
Had 6 Steals 6 by Shawn Ocoeus at Elon (2/24/18)
Had 5 Steals 5 by Vasa Pusica vs. Towson (2/23/19)
Had 5 Blocks 5 by Anthony Green at Elon (2/23/17)
Converted A 4-Point Play Jordan Roland vs. Delaware (1/25/20)
 Jordan Roland vs. ODU (11/16/19)
Posted Back-to-Back Double-Doubles
 Bolden Brace (18 pts, 10 rebs) vs. Hofstra (1/9/20) and
 (19 pts, 11 rebs) at Charleston (1/16/20)
 Max Boursiquot (10 pts, 10 rebs) at Eastern Michigan (12/17/19) and
 (10 pts, 10 rebs) at Detroit Mercy (12/19/19)
Hit A Shot In The Closing Seconds To Send A Game To Overtime
 Demetrius Pollard hit a 3-pointer with one second left in regulation
 (1/11/14 at Drexel) to tie the game at 67. The game would eventually go into double
 overtime, with Drexel taking the 93-88 win.
Hit A Shot At The Buzzer To Win A Game Vasa Pusica drove
 to the basket from halfcourt with 5.3 seconds remaining, laying in the game-winner
 against William & Mary for a 69-67 victory at the buzzer (2/17/18)
Hit A Closing-Seconds Shot To Win A Game Jeremy
 Miller layed in a pass from Caleb Donnelly cutting to the basket to defeat eventual
 No. 1 seed in the CAA, UNCW with 0.8 seconds left in the Huskies 65-63 victory in
 Wilmington (1/2/16)
Scored 20 or more points in a first half
 21 by Jordan Roland at James Madison (12/30/19)
 21 by Jordan Roland at Holy Cross (11/19/19)
Scored 20 or more points in a second half
 25 by Jordan Roland vs. Hofstra (1/9/20)
 23 by Jordan Roland vs. Harvard (11/8/19)
 21 by Jordan Roland at Boston University (11/5/19)
Had A Triple-Double
 T.J. Williams with 26p, 12a, 11r at Elon (2/23/17)
 Shawn James with 17p, 14r, 11b vs. James Madison (2/15/06)
Northeastern Player Made SportCenter's Top 10 Plays
 Anthony Green's posterizing dunk against Davidson was ranked as the No. 9 play
 of the night on Nov. 18.
Opponent Made SportCenter's Top 10 Plays
 Sean East II threw in an 80-footer at the buzzer of the first half to give UMass the
 lead, 36-34, made No. 1 on SC Top 10 plays (11/12/19).

LAST TIME NORTHEASTERN...

Scored 130+ Points 152 points vs. Loyola Marymount (11/24/90)
Scored 120-129 Points 128 vs. Suffolk (12/3/84)
Allowed 120+ Points 123 vs. Loyola Marymount (11/24/90)
Scored 110-119 Points 112 at Tufts (1/29/73)
Allowed 110+ Points 110 vs. Bradley (12/26/86)
Scored 105-109 Points 107 vs. UNCW (2/3/18)
Allowed 105-109 Points 107 at Pennsylvania (12/21/74)
Scored 100-104 Points 101 at Holy Cross (11/19/19)
Allowed 100-104 Points 100 vs. UNCW (2/3/18)
Scored 90+ Points 90 at Drexel (3/2/19)
Allowed 90+ Points 94 at William & Mary (2/2/16)
Scored 60 Points in a Half 63 (1st) at Holy Cross (11/19/19)
Opponent scored 60 Points in a Half 60 (2nd) vs. Drexel (3/8/2014)
Did Not Score 20+ Points in a Half 17 at UNCW (2/25/17)
Opponent Did Not Score 20+ Points in a Half 17 by Drexel (1st) (1/23/20)
 17 by Towson (1st) (12/28/19)
Grabbed 50 Rebounds 50 at Louisiana Tech (12/20/11)
Made 40 Field Goals 42 vs. Lasell (11/22/05), 42-of-66
Made 35-39 Field Goals 39 at Holy Cross (11/19/19)
Attempted 90 Field Goals 106 vs. Loyola Marymount (11/24/90)
Attempted 80 Field Goals 81 at UConn (12/6/04)
Attempted 70 Field Goals 70 at Elon (1/10/19)
Made 20+ 3-pointers 21 vs. Delaware (1/5/17)**
Made 15+ 3-pointers 15 vs. Weber State (11/27/19)
 16 at Holy Cross (11/19/19)
Made 10+ 3-pointers 12 at Charleston (1/16/20)
 12 at James Madison (12/30/19)
 11 vs. ODU (11/16/19)
 11 vs. Harvard (11/8/19)
Attempted 35+ 3-pointers 36 at Elon (2/23/17)
Attempted 30-34 3-pointers 31 at James Madison (12/30/19)
Made 35 Free Throws 35 at James Madison (35-41) (2/18/16)
Was Perfect from the FT line 19-for-19 at Elon (2/1/20)
Had 30 Assists 31 vs. George Mason (12/4/93)
Had 25 Assists 25 at William & Mary (1/18/18)
Had 20-24 Assists 23 at James Madison (12/30/19)
 23 at Holy Cross (11/19/19)
Had 20 Steals 20 vs. Wentworth (11/17/15)**
Had 15-19 Steals 16 vs. Cornell (12/2/12)
Had 10-14 Steals 13 at Holy Cross (11/19/19)
Had 12 Blocks 12 vs. Lasell (11/22/05), 10 by Shawn James
Never trailed in a game W, 79-69 vs. Weber State (11/27/19)
 W, 84-79 vs. Harvard (11/8/19)
Overcame a 21+-Point Deficit To Win
 George Mason held a 24 point lead; NU won 69-67 (3/10/13)
Overcame a 15-20 Point Deficit To Win
 Charleston held a 15-point lead with 16:15 left; NU won 79-76 (1/16/20)
 Kent State held a 17-point lead; NU won 73-70 (11/27/16); Charleston held a
 16-point lead; NU won 73-72 (2/9/17)
Overcame a 10-Point Deficit To Win
 UNCW led 41-28 with 2:45 left in the first; Northeastern won 81-77
 E. Michigan led 30-16 with 7:07 left in the first; Northeastern won 81-67
Overcame a 15-Point Halftime Deficit To Win
 Kent State held a 17-point halftime lead; NU won 73-70 (11/27/16); Charleston held
 a 16-point lead; NU won 73-72 (2/9/17)
Overcame a 10-Point Halftime Deficit To Win
 UNCW led 44-33 (11) with at the half; Northeastern won 81-77
Did Not Make A 3-Pointer at Fairfield (0-11) (12/15/13)
Active 3-point streak 209 games
Had Six Players Score In Double Figures in Same Game 6 vs. Hofstra (2/5/14)
Had Two Players Record Double-Doubles in Same Game
 Donnell Gresham (16p, 11a) and Tomas Murphy (21p, 12r) at Bucknell (11/28/18)
Had Three Players Record Double-Doubles in Same Game
 Anthony Green (14p, 12r), Vasa Pusica (16p, 10a) and Bolden Brace (14p, 10r)
 at Hofstra (1/25/18)
Had Players Record a Triple-Double and Double-Double in Same Game
 T.J. Williams (26p, 12a, 11r) and Anthony Green (11p, 11r) at Elon (2/23/17)
Northeastern Did Not Have A Player Score in Double Figures
 Jan. 28, 2006 at UNCW
Active Double-Digit Scoring Streak 452 games
Opponent Did Not Have A Player Score in Double Figures
 57-48 win vs. Fairfield, highest scorer had 9 points (11/29/14)
Had Three Players Score 20+ Points in Same Game
 W, 72-60 vs. Elon (2/9/19); Vasa Pusica (23), Jordan Roland (21), Bolden Brace
 (20)
 W, 93-83 vs. Drexel (12/28/18); Vasa Pusica (29), Anthony Green (21), Jordan
 Roland (21)
Northeastern Player/Coach was Called for a Technical Foul
 Coach Coen at Charleston (1/16/20) in 2nd half
 Shaquille Walters at UMass (11/12/19) for hanging on the rim
 Shaquille Walters at Detroit Mercy (12/19/19)

HAMILTON '83 | 14TH SEASON | 2018 CAA COACH OF THE YEAR

- 2013 & 2018 NABC District 10 Coach of the Year
- 2013 USBWA District I Coach of the Year
- 2013 Hugh Durham National Coach of the Year Finalist

BILL COEN

- 32 All-CAA selections in 13 seasons
- 22 former players signed professional contracts

THE COEN FILE

Reigning CAA Coach of the Year **Bill Coen** enters his 14th season as head coach of the Northeastern basketball program in 2019-20. He is currently second in school history with 235 wins, trailing Jim Calhoun's 250 from 1972-86. Coen stands third all-time in CAA history with 157 CAA wins (league+postseason), behind former coaches Jim Larranaga (George Mason, 1998-2011 / 183) and Bruiser Flint (Drexel, 2002-16 / 158).

Coen is widely regarded for his ability to evaluate and develop talented players. In his 13 seasons at Northeastern, NU players have earned 32 All-CAA honors, including 10 first team accolades and seven All-Rookie selections. Nineteen of Coen's former players have earned professional contracts and eight Huskies remain active in professional basketball.

Coen's teams have proven that they are contenders in the CAA. The Huskies have finished .500 or better in 10 of Coen's 13 seasons at the helm, including back-to-back 14-win seasons in 2017-18 and 2018-19. Northeastern also has appeared in the CAA Tournament quarterfinals in all 13 seasons under Coen, advanced to the semifinals seven times, and to the title game four times, including back-to-back appearances and two Championship titles, one in 2014-15 and the other in 2018-19. Since Coen took the reins of the Northeastern men's basketball program 13 seasons ago, Northeastern has accomplished the best win percentage among current CAA teams in conference and CAA tournament play.

In 2018-19, Coen and the Huskies captured the CAA Tournament title for the second time in the last five seasons, returning to the NCAA Tournament. The Huskies finished with a 23-11 record, netting back-to-back 20-win seasons for the first time during Coen's tenure and the first time as a program since four-straight 20-win seasons from 1983-87. The Huskies brought a seven-game win-streak into the national tournament where they faced blue blood and No. 17 Kansas in the second round. Following these accomplishments, Coen was tabbed as a finalist for the Hugh Durham National Coach of the Year Award for the second time in his career (2013). Coen coached Vasa Pusica to All-CAA First team, NABC First Team All-Region and USBWA All-District honors while Jordan Roland earned a spot on the All-CAA Third Team.

HEAD COACH ASSOCIATE HEAD COACH ASSISTANT COACH

Northeastern (2006-present)
Boston College (2001-06)
Boston College (1997-2001)
Rhode Island (1989-97)
Hamilton (1987-89)

PLAYER


Hamilton (1979-83)

HONORS

CAA Coach of the Year (2018)
USBWA District I Coach of the Year (2010 & 2013)
NABC District 10 Co-Coach of the Year (2013 & 2018)
NEB Hall of Fame Division I Coach of the Year (2009)
Hugh Durham National Coach of the Year Finalist (2013)

	Overall	CAA	Postseason
2006-07	13-19	9-9	CAA Quarterfinals
2007-08	14-17	9-9	CAA Quarterfinals
2008-09	19-13	12-6	CAA Quarterfinals; CBI Quarterfinals CAA Semifinals; NIT First Round
2009-10	20-13	14-4	CAA Quarterfinals
2010-11	11-20	6-12	CAA Championship; NIT First Round
2011-12	14-17	9-9	CAA Semifinals
2012-13	20-13	14-4 (1st)	CAA Semifinals
2013-14	11-21	7-9	NCAA 2nd Round, CAA Champs
2014-15	23-12	12-6 (T-1st)	CAA Semifinals
2015-16	18-15	9-9	CAA Quarterfinals
2016-17	15-16	8-10	CAA Championship
2017-18	23-10	14-4	NCAA 1st Round CAA Champs
2018-19	23-11	14-4	
2019-20	11-12	5-6	
TOTAL	235-209	142-101	

ON THE BENCH...



Chris Markwood
Associate Head Coach

Sixth season
Maine '05

- Enters his sixth season with the Huskies and second as associate head coach of the program
- Works primarily with the perimeter players
- Came to Northeastern after three seasons as an assistant coach at the University of Vermont (2011-14), where he helped lead the Catamounts to three straight postseason appearances, including an NCAA tournament berth in 2011-12 and an NIT invitation in 2013-14
- Began his coaching career with his alma mater, the University of Maine, where he served as an assistant coach for five seasons
- Began his playing career at Notre Dame before transferring to Maine for his final two seasons of eligibility
- The 2000 Maine Gatorade Player of the Year



Brian McDonald
Assistant Coach

10th season
Northeastern '10

- The former Northeastern student-athlete begins his 10th season on Huntington Avenue after four years as one of the Huskies' leaders on the court
- Works primarily with the guards
- Walked on to the team in 2006, Bill Coen's second year as a head coach of the Huskies
- Appeared in 38 career games for the Huskies and helped lead the team to back-to-back postseason appearances in 2009 and 2010
- Began his coaching career at Northeastern immediately following his playing career
- One of two Northeastern Alums on the coaching staff



Manny Adako
Assistant Coach

Second season
Northeastern '10

- Returns to his alma mater after a seven-year professional basketball career that saw stops in Holland, Egypt, Qatar, and Dubai
- Helped his teams to the Qatar Emir League Cup in 2014, as well as Qatar Prince's Cup victories in 2015 and 2016
- He has earned postseason accolades a total of five times in his career
- A CAA All-Conference honoree, he finished his career ranked 14th all-time at Northeastern in career scoring (1,209) and fourth in career field goal percentage (.541)
- During his time as a Husky, he posted the sixth and seventh-best seasons all-time from the field (.568 and .566)
- Already a Double Husky graduating from Northeastern in 2010 with a bachelor's degree and completing his master's in Informatics from the College of Professional Studies in March 2017



Tom Murphy
Director of
Basketball Advancement

14th season
Springfield '60


- Formerly serving as Associate Head Coach of NU for four seasons, enters his 14th season with the program
- Responsible for head coach Bill Coen's development as a player and a coach
- Has 36 years of head coaching experience, spending 34 at Hamilton College where he coached Coen
- Gave Coen his first coaching job at Hamilton where he was an assistant under him from 1987-89
- Posted a 602-263 record, leading Hamilton to 30 postseason berths and 16 seasons of 20 or more wins.
- Inducted into the New York, Utica & SUNY halls of fame & was named the March of Dimes Coach of the Year in 1999
- A five-time New York State Coach of the Year, a three-time District Coach of the Year and was named the National Coach of the Year in 1979
- Coached 20 All-Americans and a pair of National Players of the Year



Danny Young
Director of
Basketball Operations

Third season
Northeastern '15

- Enters his third season as the director of basketball operations with Northeastern
- As an undergrad, Young was the head manager for the Huskies and played a key role in helping Northeastern return to the NCAA Tournament in 2015 for the first time in 24 years
- Young was involved in all aspects of the operation including video, travel logistics and player assistance working under and learning from an esteemed group of coaches and staff while at Northeastern including current head coach Bill Coen; current UMass Lowell head coach Pat Duquette; current Dartmouth head coach, Dave McLaughlin; current video analyst for the Oklahoma City Thunder Steve Scalzi; and current Director of Performance for the Boston Celtics Art Horne
- While a student, Young also assisted former Northeastern athletic director and NCAA men's basketball selection committee member, Peter Roby, on all facets regarding Roby's committee duties



Nate Bocko
Athletic Trainer

Second season (with
MBB)
Vermont '14

- Bocko joined Northeastern University sports performance staff at the start of the 2016-17 season and after serving two seasons as the primary athletic trainer for the men's soccer program has transitioned to work with the men's basketball program in 2018-19
- Bocko came to Northeastern after spending two seasons working with the University of Vermont men's lacrosse team
- He graduated with a bachelor's degree from UVM in 2014
- During his time at Vermont, Bocko also worked toward a Master's of Science in exercise science and rehabilitation online through California University of Pennsylvania

2019-20 SEASON/CAREER HIGHS

#00 JASON STRONG

Category	Season High	Career High
Points	18 at Holy Cross (11/19/19)	18 at Holy Cross (11/19/19)
Rebounds	9 at Detroit Mercy (12/19/19)	9 at Detroit Mercy (12/19/19)
Assists	3, vs. Hofstra (1/9/20)	3, vs. Hofstra (1/9/20)
Steals	2 vs. Hofstra (1/9/20)	2 vs. Hofstra (1/9/20)
Blocks	1 (3x), Last at Detroit Mercy (12/19/19)	1 (7x), Last at Detroit Mercy (12/19/19)
Minutes	23, Last at Detroit Mercy (12/19/19)	23 (2x), Last at Detroit Mercy (12/19/19)
FG Made	7 at Holy Cross (11/19/19)	7 (2x), Last at Holy Cross (11/19/19)
FG Att.	8 (2x), Last at Detroit Mercy (12/19/19)	10 at Vermont (12/16/18)
3-pt. FG Made	4 at Holy Cross (11/19/19)	4 at Holy Cross (11/19/19)
3-pt. FG Att.	4 at Holy Cross (11/19/19)	5 vs. Davidson (11/18/18)
FT Made	4 vs. Drexel (1/23/20)	3 vs. Drexel (1/23/20)
FT Attempts	4 (2x) Last vs. Drexel (1/23/20)	4 (2x) Last vs. Drexel (1/23/20)

#1 VITO CUBRILLO

Category	Season High	Career High
Points	-	-
Rebounds	-	-
Assists	1 at Holy Cross (11/19/19)	Same
Steals	-	-
Blocks	-	-
Minutes	9 at Holy Cross (11/19/19)	Same
FG Made	-	-
FG Att.	4 at Holy Cross (11/19/19)	Same
3-pt. FG Made	-	-
3-pt. FG Att.	4 at Holy Cross (11/19/19)	Same
FT Made	-	-
FT Attempts	-	-

#2 TYSON WALKER

Category	Season High	Career High
Points	42 at UNCW (1/18/20)	Same
Rebounds	5 (3x), Last at Towson (12/28/19)	Same
Assists	6 (3x), Last vs. Delaware (1/25/20)	Same
Steals	4 (2x) Last at Elon (2/1/20)	Same
Blocks	2 vs. Davidson (12/7/19)	Same
Minutes	39 vs. Delaware (1/25/20)	Same
FG Made	12 vs. Elon (1/2/20)	Same
FG Att.	17 vs. Elon (1/2/20)	Same
3-pt. FG Made	4 vs. Elon (1/2/20)	Same
3-pt. FG Att.	7 vs. Elon (1/2/20)	Same
FT Made	4 (3x), Last at UNCW (1/18/20)	Same
FT Attempts	6 at UNCW (1/18/20)	Same

#10 GREG EBOIGBODIN

Category	Season High	Career High
Points	13 vs. Weber State (11/27/19)	13 vs. Weber State (11/27/19)
Rebounds	9 vs. South Alabama (11/25/19)	9 vs. South Alabama (11/25/19)
Assists	3 (2x) Last vs. Drexel (1/23/20)	3 (2x) Last vs. Drexel (1/23/20)
Steals	2 (2x), Last vs. South Alabama (11/25/19)	2 (4x), Last vs. South Alabama (11/25/19)
Blocks	2 vs. Drexel (1/23/20)	3 at Wisconsin (1/19/18)
Minutes	34 vs. South Alabama (11/25/19)	34 vs. South Alabama (11/25/19)
FG Made	5 vs. Weber State (11/27/19)	5 (2x), Last vs. Weber State (11/27/19)
FG Att.	7 vs. South Alabama (11/25/19)	7 (2x), Last vs. South Alabama (11/25/19)
3-pt. FG Made	-	-
3-pt. FG Att.	1 vs. Drake (11/26/19)	1 vs. Drake (11/26/19)
FT Made	4 (3x), Last vs. Drexel (1/23/20)	4 (6x), Last vs. Drexel (1/23/20)
FT Attempts	6 vs. Drexel (1/23/20)	6 vs. Drexel (1/23/20)

#12 JORDAN ROLAND

Category	Season High	Career High
Points	42* vs. Harvard (11/8/19)	* School Record
Rebounds	7(2x) Last vs. Drexel (1/23/20)	7(2x) Last vs. Drexel (1/23/20)
Assists	4 vs. Weber State (11/27/19)	4 (6x), Last vs. Weber State (11/27/19)
Steals	4 (2x), Last at Charleston (1/16/20)	4 (2x), Last at Charleston (1/16/20)
Blocks	1 (6x), Last vs. Elon (1/2/20)	2 (3x), Last vs. UIC (3/20/17)
Minutes	40 (5x), Last at William & Mary (1/30/20)	40(2x) Last at William and Mary (1/30/20)
FG Made	15 at Boston U. (11/5/19)	15 at Boston U. (11/5/19)
FG Att.	24 at Boston U. (11/5/19)	24 at Boston U. (11/5/19)
3-pt. FG Made	8 vs. Hofstra (1/9/20)	8 (2x), Last vs. Hofstra (1/9/20)
3-pt. FG Att.	11 vs. Hofstra (1/9/20)	12 at James Madison (1/26/19)
FT Made	10 vs. Harvard (11/8/19)	10 (2x), Last vs. Harvard (11/8/19)
FT Attempts	11 (2x) at UNCW (1/18/20)	11 (3x), Last at UNCW (1/18/20)

#13 MYLES FRANKLIN

Category	Season High	Career High
Points	10 at Holy Cross (11/19/19)	10 at Holy Cross (11/19/19)
Rebounds	6 at EMU (12/17/19)	6 at EMU (12/17/19)
Assists	5 (2x), Last at EMU (12/17/19)	5 (2x), Last at EMU (12/17/19)
Steals	2 (2x), Last at Holy Cross (11/19/19)	2 (2x), Last at Holy Cross (11/19/19)
Blocks	1 (2x), Last at Charleston (1/16/20)	1 at Holy Cross (11/19/19)
Minutes	29 vs. Drake (11/26/19)	29 vs. Drake (11/26/19)
FG Made	3 (4x), Last vs. Delaware (1/25/20)	3 (5x), Last vs. Delaware (1/25/20)
FG Att.	8 (2x), Last vs. South Alabama (11/25/19)	8 (2x), Last vs. South Alabama (11/25/19)
3-pt. FG Made	2 (4x), Last vs. Delaware (1/25/20)	2 (5x), Last vs. Delaware (1/25/20)
3-pt. FG Att.	4 (2x), Last at Detroit Mercy (12/19/19)	4 (3x), Last at Detroit Mercy (12/19/19)
FT Made	6 vs. Drake (11/26/19)	6 vs. Drake (11/26/19)
FT Attempts	8 vs. Drake (11/26/19)	8 vs. Drake (11/26/19)

#14 MAXIME BOURSQUOT

Category	Season High	Career High
Points	18 vs. Delaware (1/25/20)	18 vs. Delaware (1/25/20)
Rebounds	10 (2x), Last at Detroit Mercy (12/19/19)	13 at Drexel (1/2/17)
Assists	4 (2x), Last at Detroit Mercy (12/19/19)	5 vs. Harvard (11/30/17)
Steals	4 vs. Drexel (1/23/20)	4 vs. Drexel (1/23/20)
Blocks	1 (4x), Last at Charleston (1/16/20)	1 (14x), Last at Charleston(1/16/20)
Minutes	32 vs. Delaware (1/25/20)	47 at Elon (2/23/17)
FG Made	7 vs. Delaware (1/25/20)	8 at Oakland (12/20/16)
FG Att.	11 vs. Delaware (1/25/20)	15 at Oakland (12/20/16)
3-pt. FG Made	2 (2x), Last vs. Davidson (12/7/19)	3 (3x), Last vs. James Madison (1/7/18)
3-pt. FG Att.	5 vs. Davidson (12/7/19)	5 vs. Davidson (12/7/19)
FT Made	4 (2x), Last vs. Delaware (1/25/20)	4 (4x), Last vs. Delaware (1/25/20)
FT Attempts	5 at EMU (12/17/19)	5 at EMU (12/17/19)

#20 BOLDEN BRACE

Category	Season High	Career High
Points	22 at Detroit Mercy (12/19/19)	40 at Elon (2/23/17)
Rebounds	12 at UMass (11/12/19)	14 vs. Elon (2/9/19)
Assists	8 at JMU (12/30/19)	9 vs. Hofstra (3/12/19)
Steals	4 vs. Maine (12/4/19)	4 vs. Maine (12/4/19)
Blocks	1 (3x), Last at EMU (12/17/19)	2 (5x), Last vs. Kansas (3/21/19)
Minutes	39 at EMU (12/17/19)	50 at Elon (2/23/17)
FG Made	7 (5x), Last vs. Drexel (1/23/20)	14 at Elon (2/23/17)
FG Att.	14 at Charleston (1/16/20)	26 at Elon (2/23/17)
3-pt. FG Made	4 (3x), Last at Charleston (1/16/20)	10 at Elon (2/23/17)
3-pt. FG Att.	9, at Charleston(1/16/20)	20 at Elon (2/23/17)
FT Made	5 (2x), Last at JMU (12/30/19)	6 (3x), Last vs. Hofstra (3/12/19)
FT Attempts	6 (2x), Last at JMU (12/30/19)	7 (2x), Last at Hofstra (1/25/18)

#21 GUILIEN SMITH

Category	Season High	Career High
Points	10 at Elon (2/1/20)	29 at Bryant (12/22/16)
Rebounds	2 (2x) Last at Elon (2/1/20)	6 vs. Maine (12/10/16)
Assists	2 (3x), Last vs. Drexel (1/23/20)	5 (3x), Last at Penn (3/3/17)
Steals	2 (2x) Last at Elon (2/1/20)	3 (3x), Last vs. Columbia (2/18/17)
Blocks	1(2x) Last vs. Drexel (1/23/20)	1 (5x), Last vs. Drexel (1/23/20)
Minutes	24 vs. Drexel (1/23/20)	37 vs. Columbia (2/18/17)
FG Made	3 (2x) Last at Elon (2/1/20)	10 at Bryant (12/22/16)
FG Att.	9 at UNCW (1/18/20)	18 at Bryant (12/22/16)
3-pt. FG Made	2 (3x), Last at UNCW (1/18/20)	5 at Bryant (12/22/16)
3-pt. FG Att.	6 at UNCW (1/18/20)	9 at Bryant (12/22/16)
FT Made	3 at Elon (2/1/20)	10 at LIU Brooklyn (12/18/16)
FT Attempts	3 at Elon (2/1/20)	12 at LIU Brooklyn (12/18/16)

#22 QUIRIN EMANGA

Category	Season High	Career High
Points	5 at Holy Cross (11/19/19)	Same
Rebounds	5 at Holy Cross (11/19/19)	Same
Assists	1(2x) Last vs. Drexel (1/23/20)	Same
Steals	2 at Holy Cross (11/19/19)	Same
Blocks	2 vs. Elon (1/2/20)	Same
Minutes	16 at Holy Cross (11/19/19)	Same
FG Made	2 at Holy Cross (11/19/19)	Same
FG Att.	4 at Holy Cross (11/19/19)	Same
3-pt. FG Made	1 (3x), Last at JMU (12/30/19)	Same
3-pt. FG Att.	3 at Holy Cross (11/19/19)	Same
FT Made	-	-
FT Attempts	-	-

#24 SHAQUILLE WALTERS

Category	Season High	Career High
Points	15 vs. William & Mary (1/4/20)	20 vs. La Verne (11/10/17)
Rebounds	12 at JMU (12/30/19)	12 at JMU (12/30/19)
Assists	6 vs. Hofstra (1/9/20)	6 vs. Hofstra (1/9/20)
Steals	3 at JMU (12/30/19)	3 at JMU (12/30/19)
Blocks	2 at Detroit Mercy (12/19/19)	2 at Detroit Mercy (12/19/19)
Minutes	37 vs. Davidson (12/7/19)	37 vs. Davidson (12/7/19)
FG Made	6 vs. William & Mary (1/4/20)	8 vs. La Verne (11/10/17)
FG Att.	11 vs. William & Mary (1/4/20)	11 vs. William & Mary (1/4/20)
3-pt. FG Made	2 vs. Weber State (11/27/19)	2 vs. Weber State (11/27/19)
3-pt. FG Att.	4 (5x), Last at UNCW (1/18/20)	4 (5x), Last at UNCW (1/18/20)
FT Made	4 at Detroit Mercy (12/19/19)	4 (2x), Last at Detroit Mercy (12/19/19)
FT Attempts	4 (4x), Last at JMU (12/30/19)	4 (6x), Last at JMU (12/30/19)

#33 TOMAS MURPHY

Category	Season High	Career High
Points	18 at UMass (11/12/19)	21 (3x), Last vs. Towson (2/23/19)
Rebounds	5 at UMass (11/12/19)	12 (2x), Last vs. Towson (2/23/19)
Assists	2 (2x), Last vs. ODU (11/16/19)	7 vs. Eastern Michigan (12/1/18)
Steals	1 vs. ODU (11/16/19)	2 (3x), Last vs. Towson (2/23/19)
Blocks	2 vs. Harvard (11/8/19)	Same
Minutes	32 at UMass (11/12/19)	37 vs. Towson (2/23/19)
FG Made	9 at UMass (11/12/19)	9 at UMass (11/12/19)
FG Att.	12 at UMass (11/12/19)	14 at Bucknell (11/28/18)
3-pt. FG Made	-	3 at Boston U. (11/10/17)
3-pt. FG Att.	1 vs. ODU (11/16/19)	6 at Boston U. (11/10/17)
FT Made	2 at Boston U. (11/5/19)	5 (4x), Last vs. William & Mary (2/17/18)
FT Attempts	2 (2x), Last vs. Harvard (11/8/19)	6 (4x), Last vs. William & Mary (2/17/18)

2019-20 SEASON STATS

THE STAT CREW SYSTEM Northeastern Combined Team Statistics (as of Feb 06, 2020) All games

RECORD:	OVERALL	HOME	AWAY	NEUTRAL
ALL GAMES	11-12	4-5	6-5	1-2
CONFERENCE	5-6	2-3	3-3	0-0
NON-CONFERENCE	6-6	2-2	3-2	1-2

##	Player	gp-gs	min	avg	Total		3-Point		F-Throw		Rebounds				pf	dq	a	to	blk	stl	pts	avg
					fg-fga	fg%	3fg-fga	3fg%	ft-fa	ft%	off	def	tot	avg								
12	Roland, Jordan	23-23	848	36.9	181-371	.488	73-172	.424	94-104	.904	12	70	82	3.6	36	0	40	41	6	41	529	23.0
02	Walker, Tyson	23-23	714	31.0	101-220	.459	28-76	.368	30-47	.638	10	37	47	2.0	59	0	82	49	6	42	260	11.3
20	Brace, Bolden	23-23	738	32.1	79-166	.476	46-104	.442	32-41	.780	28	112	140	6.1	53	1	49	30	3	28	236	10.3
33	Murphy, Tomas	4-4	117	29.3	17-24	.708	0-1	.000	3-4	.750	5	6	11	2.8	10	0	6	8	3	1	37	9.3
14	Boursiquot, Maxime	21-16	492	23.4	70-128	.547	9-23	.391	20-27	.741	22	75	97	4.6	65	2	24	45	4	33	169	8.0
24	Walters, Shaquille	22-19	547	24.9	53-121	.438	10-43	.233	28-35	.800	8	82	90	4.1	47	1	33	37	4	14	144	6.5
13	Franklin, Myles	23-0	324	14.1	26-65	.400	14-37	.378	17-22	.773	7	16	23	1.0	27	0	27	27	2	7	83	3.6
00	Strong, Jason	23-0	262	11.4	32-68	.471	7-17	.412	11-14	.786	14	34	48	2.1	26	0	13	7	3	3	82	3.6
10	Eboigbodin, Greg	21-6	316	15.0	21-45	.467	0-1	.000	19-21	.905	29	69	98	4.7	52	1	16	18	5	5	61	2.9
21	Smith, Guillien	19-1	164	8.6	17-42	.405	11-24	.458	6-8	.750	3	7	10	0.5	11	0	9	10	2	9	51	2.7
22	Emanga, Quirin	15-0	89	5.9	5-12	.417	3-9	.333	0-0	.000	2	13	15	1.0	6	0	2	3	2	3	13	0.9
01	Cubriilo, Vito	6-0	14	2.3	0-5	.000	0-5	.000	0-0	.000	0	0	0	0.0	0	0	1	0	0	0	0	0.0
Team											23	27	50				7					
Total.....		23	4625		602-1267	.475	201-512	.393	260-323	.805	163	548	711	30.9	392	5	302	282	40	186	1665	72.4
Opponents.....		23	4625		566-1229	.461	143-452	.316	265-376	.705	172	520	692	30.1	358	-	229	302	53	123	1540	67.0

TEAM STATISTICS	NU	OPP
SCORING	1665	1540
Points per game	72.4	67.0
Scoring margin	+5.4	-
FIELD GOALS-ATT	602-1267	566-1229
Field goal pct	.475	.461
3 POINT FG-ATT	201-512	143-452
3-point FG pct	.393	.316
3-pt FG made per game	8.7	6.2
FREE THROWS-ATT	260-323	265-376
Free throw pct	.805	.705
F-Throws made per game	11.3	11.5
REBOUNDS	711	692
Rebounds per game	30.9	30.1
Rebounding margin	+0.8	-
ASSISTS	302	229
Assists per game	13.1	10.0
TURNOVERS	282	302
Turnovers per game	12.3	13.1
Turnover margin	+0.9	-
Assist/turnover ratio	1.1	0.8
STEALS	186	123
Steals per game	8.1	5.3
BLOCKS	40	53
Blocks per game	1.7	2.3
ATTENDANCE	10440	24038
Home games-Avg/Game	9-1160	11-2086
Neutral site-Avg/Game	-	3-363

Date	Opponent		Score	Att.
11/05/19	at Boston University	W	72-67	1171
11/08/19	HARVARD	W	84-79	1557
11/12/19	at UMass	L	71-80	2145
11/16/19	ODU	L	69-76	2209
11/19/19	at Holy Cross	W	101-44	1432
11/25/19	vs South Alabama	L	62-74	346
11/26/19	vs Drake	L	56-59	427
11/27/19	vs Weber State	W	79-69	317
12/04/19	MAINE	W	78-63	628
12/07/19	DAVIDSON	L	63-70	1501
12/17/19	at Eastern Michigan	L	55-60	1077
12/19/19	at Detroit Mercy	W	74-61	1151
* 12/28/19	at Towson	W	61-45	1102
* 12/30/19	at James Madison	W	88-72	1890
* 01/02/20	ELON	W	77-68	631
* 01/04/20	WILLIAM & MARY	L	64-66	901
* 01/09/20	HOFSTRA	L	72-74	1202
* 01/16/20	at Col. of Charleston	W	79-76	4340
* 01/18/20	at UNCW	Lot	74-76	3212
* 01/23/20	DREXEL	W	85-52	794
* 01/25/20	DELAWARE	L	74-76	1017
* 2/1/20	at Elon	L	69-74	2023
* 1/30/20	at William & Mary	L	58-59	3405

* - CAA game

Score by Periods	1st	2nd	OT	Totals
Northeastern	826	831	8	1665
Opponents	703	827	10	1540

THE STAT CREW SYSTEM
Northeastern Combined Team Statistics (as of Feb 06, 2020)
CAA games only

RECORD:	OVERALL	HOME	AWAY	NEUTRAL
ALL GAMES	5-6	2-3	3-3	0-0
CONFERENCE	5-6	2-3	3-3	0-0
NON-CONFERENCE	0-0	0-0	0-0	0-0

##	Player	gp-gs	min	avg	Total		3-Point		F-Throw		Rebounds				pf	dq	a	to	blk	stl	pts	avg
					fg-fga	fg%	3fg-fga	3fg%	ft-fa	ft%	off	def	tot	avg								
12	Roland, Jordan	11-11	400	36.4	91-196	.464	35-84	.417	43-49	.878	10	37	47	4.3	14	0	17	17	2	20	260	23.6
02	Walker, Tyson	11-11	375	34.1	56-122	.459	15-45	.333	16-26	.615	5	21	26	2.4	30	0	42	20	3	20	143	13.0
20	Brace, Bolden	11-11	365	33.2	40-81	.494	21-47	.447	21-26	.808	11	55	66	6.0	22	0	28	14	0	17	122	11.1
14	Boursiquot, Maxime	11-11	271	24.6	41-76	.539	2-11	.182	10-13	.769	10	42	52	4.7	35	1	11	20	2	18	94	8.5
24	Walters, Shaquille	10-9	259	25.9	25-53	.472	4-13	.308	12-15	.800	3	43	46	4.6	21	0	17	16	1	7	66	6.6
21	Smith, Guillien	11-1	124	11.3	12-26	.462	6-15	.400	5-6	.833	2	5	7	0.6	9	0	8	6	1	9	35	3.2
00	Strong, Jason	11-0	123	11.2	14-33	.424	0-4	.000	6-8	.750	7	13	20	1.8	14	0	6	1	0	2	34	3.1
13	Franklin, Myles	11-0	128	11.6	10-22	.455	3-12	.250	1-2	.500	1	7	8	0.7	11	0	7	9	1	2	24	2.2
10	Eboigbodin, Greg	11-1	128	11.6	4-15	.267	0-0	.000	10-12	.833	14	27	41	3.7	26	1	4	9	3	0	18	1.6
22	Emanga, Quirin	7-0	47	6.7	2-5	.400	1-3	.333	0-0	.000	1	7	8	1.1	3	0	2	2	2	1	5	0.7
01	Cubriilo, Vito	3-0	5	1.7	0-1	.000	0-1	.000	0-0	.000	0	0	0	0.0	0	0	0	0	0	0	0	0.0
Team											9	14	23				3					
Total.....		11	2225		295-630	.468	87-235	.370	124-157	.790	73	271	344	31.3	185	2	142	117	15	96	801	72.8
Opponents.....		11	2225		276-585	.472	65-200	.325	121-167	.725	69	278	347	31.5	172	-	112	154	19	44	738	67.1

TEAM STATISTICS	NU	OPP	Date	Opponent	Score	Att.
SCORING	801	738	* 12/28/19	at Towson	W 61-45	1102
Points per game	72.8	67.1	* 12/30/19	at James Madison	W 88-72	1890
Scoring margin	+5.7	-	* 01/02/20	ELON	W 77-68	631
FIELD GOALS-ATT	295-630	276-585	* 01/04/20	WILLIAM & MARY	L 64-66	901
Field goal pct	.468	.472	* 01/09/20	HOFSTRA	L 72-74	1202
3 POINT FG-ATT	87-235	65-200	* 01/16/20	at Col. of Charleston	W 79-76	4340
3-point FG pct	.370	.325	* 01/18/20	at UNCW	Lot 74-76	3212
3-pt FG made per game	7.9	5.9	* 01/23/20	DREXEL	W 85-52	794
FREE THROWS-ATT	124-157	121-167	* 01/25/20	DELAWARE	L 74-76	1017
Free throw pct	.790	.725	* 2/1/20	at Elon	L 69-74	2023
F-Throws made per game	11.3	11.0	* 1/30/20	at William & Mary	L 58-59	3405
REBOUNDS	344	347	* - CAA game			
Rebounds per game	31.3	31.5				
Rebounding margin	-0.3	-				
ASSISTS	142	112				
Assists per game	12.9	10.2				
TURNOVERS	117	154				
Turnovers per game	10.6	14.0				
Turnover margin	+3.4	-				
Assist/turnover ratio	1.2	0.7				
STEALS	96	44				
Steals per game	8.7	4.0				
BLOCKS	15	19				
Blocks per game	1.4	1.7				
ATTENDANCE	4545	15972				
Home games-Avg/Game	5-909	6-2662				
Neutral site-Avg/Game	-	0-0				

Score by Periods	1st	2nd	OT	Totals
Northeastern	385	408	8	801
Opponents	330	398	10	738

PLAYER CAREER STATS

MAX BOURSQUOT

CAREER STATISTICS

	GP/GS		FG			3-Point			Free Throw			Rebounds				AST	BLK	STL	Scoring	
			FG	FGA	PCT	FG	FGA	PCT	FT	FTA	PCT	OFF	DEF	TOT	AVG				PTS	AVG
2016-17	31/2	625/20.2	62	127	.488	10	18	.556	29	42	.690	39	91	130	4.2	20	6	10	163	5.3
2017-18	33/32	648/19.6	87	168	.518	13	40	.325	22	32	.688	35	91	126	3.8	42	7	25	209	6.3
2018-19	-REDSHIRT SEASON-																			
2019-20	21/16	495/23.6	70	128	.547	9	23	.391	20	27	.741	22	76	98	4.7	23	4	33	169	8.0
TOTAL	85/50	1768/20.8	219	423	.518	32	81	.395	71	101	.703	96	258	354	4.2	85	17	68	541	6.4

CAA STATISTICS

	GP/GS		FG			3-Point			Free Throw			Rebounds				AST	BLK	STL	Scoring	
			FG	FGA	PCT	FG	FGA	PCT	FT	FTA	PCT	OFF	DEF	TOT	AVG				PTS	AVG
2016-17	18/4	404/22.4	36	70	.514	8	14	.571	13	21	.619	22	66	88	4.9	15	4	4	93	5.2
2017-18	18/18	326/18.1	45	88	.511	7	20	.350	14	19	.737	22	43	65	3.6	19	4	17	111	6.2
2018-19	-REDSHIRT SEASON-																			
2019-20	11/11	274/24.9	41	76	.539	2	11	.182	10	13	.769	10	43	53	4.8	10	2	18	94	8.5
TOTAL	47/33	1004/21.4	122	234	.521	17	45	.378	37	53	.698	54	152	206	4.4	44	10	39	298	6.3

BOLDEN BRACE

CAREER STATISTICS

	GP/GS		FG			3-Point			Free Throw			Rebounds				AST	BLK	STL	Scoring	
			FG	FGA	PCT	FG	FGA	PCT	FT	FTA	PCT	OFF	DEF	TOT	AVG				PTS	AVG
2016-17	31/9	757/24.4	75	207	.362	56	172	.326	25	31	.806	14	88	102	3.3	49	9	12	231	7.5
2017-18	33/6	812/24.6	82	178	.461	55	139	.396	42	51	.824	24	132	156	4.7	72	14	21	261	7.9
2018-19	34/34	1067/31.4	111	235	.472	57	138	.413	59	74	.797	26	181	207	6.1	92	9	32	338	9.9
2019-20	23/23	736/32.0	79	166	.476	46	104	.442	32	42	.762	28	112	140	6.1	49	3	27	236	10.3
TOTAL	121/72	3371/27.9	347	786	.441	214	553	.387	158	198	.798	92	513	605	5.0	262	35	92	1066	8.8

CAA STATISTICS

	GP/GS		FG			3-Point			Free Throw			Rebounds				AST	BLK	STL	Scoring	
			FG	FGA	PCT	FG	FGA	PCT	FT	FTA	PCT	OFF	DEF	TOT	AVG				PTS	AVG
2016-17	18/6	517/28.7	61	152	.401	45	124	.363	16	18	.889	8	56	64	3.6	37	8	8	183	10.2
2017-18	18/0	473/26.3	48	99	.485	33	77	.429	27	33	.818	15	84	99	5.5	42	7	12	156	8.7
2018-19	18/18	625/34.2	69	146	.473	33	80	.413	31	40	.775	14	108	122	6.8	48	5	18	202	11.2
2019-20	11/11	363/33.0	40	81	.494	21	47	.447	21	27	.778	11	55	66	6.0	28	0	16	122	11.1
TOTAL	65/35	1968/30.3	218	478	.456	132	328	.402	95	118	.805	48	303	351	5.4	155	20	54	663	10.2

VITO CUBRILO

CAREER STATISTICS

	GP/GS		FG			3-Point			Free Throw			Rebounds				AST	BLK	STL	Scoring	
			FG	FGA	PCT	FG	FGA	PCT	FT	FTA	PCT	OFF	DEF	TOT	AVG				PTS	AVG
2019-20	6/0	14/2.3	0	5	.000	0	5	.000	0	0	.000	0	0	0	0.0	1	0	0	0	0.0

CAA STATISTICS

	GP/GS		FG			3-Point			Free Throw			Rebounds				AST	BLK	STL	Scoring	
			FG	FGA	PCT	FG	FGA	PCT	FT	FTA	PCT	OFF	DEF	TOT	AVG				PTS	AVG
2019-20	3/0	5/1.7	0	1	.000	0	1	.000	0	0	.000	0	0	0	0.0	0	0	0	0	0.0

GREG EBOIGBODIN

CAREER STATISTICS

	GP/GS		FG			3-Point			Free Throw			Rebounds				AST	BLK	STL	Scoring	
			FG	FGA	PCT	FG	FGA	PCT	FT	FTA	PCT	OFF	DEF	TOT	AVG				PTS	AVG
2017-18*	30/2	318/10.6	27	49	.551	0	0	.000	11	25	.440	33	40	73	2.4	8	11	11	65	2.2
2018-19	-REDSHIRT SEASON-																			
2019-20	21/6	313/14.9	21	45	.467	0	1	.000	19	21	.905	29	69	98	4.7	15	5	5	61	2.9
TOTAL	51/8	631/12.4	48	94	.511	0	1	.000	30	46	.652	62	109	171	3.4	23	16	16	126	2.5

* Stats at Illinois

LEAGUE STATISTICS

	GP/GS		FG			3-Point			Free Throw			Rebounds				AST	BLK	STL	Scoring	
			FG	FGA	PCT	FG	FGA	PCT	FT	FTA	PCT	OFF	DEF	TOT	AVG				PTS	AVG
2017-18*	17/2	238/13.9	24	37	.649	0	0	.000	8	18	.444	21	29	50	3.1	7	8	6	56	3.2
2018-19	-REDSHIRT SEASON-																			
2019-20	11/1	125/11.4	4	15	.267	0	0	.000	10	12	.833	14	27	41	3.7	3	3	0	18	1.6
TOTAL	28/3	363/13.0	28	52	.538	0	0	.000	18	30	.600	35	56	91	3.3	10	11	6	74	2.6
CAA	11/1	125/11.4	4	15	.267	0	0	.000	10	12	.833	14	27	41	3.7	3	3	0	18	1.6

PLAYER CAREER STATS

QUIRIN EMANGA

CAREER STATISTICS

	GP/GS		FG			3-Point			Free Throw			Rebounds				AST	BLK	STL	Scoring	
			FG	FGA	PCT	FG	FGA	PCT	FT	FTA	PCT	OFF	DEF	TOT	AVG				PTS	AVG
2019-20	15/0	84/5.6	5	13	.385	3	9	.333	0	0	.000	2	13	15	1.0	2	2	2	13	0.9

CAA STATISTICS

	GP/GS		FG			3-Point			Free Throw			Rebounds				AST	BLK	STL	Scoring	
			FG	FGA	PCT	FG	FGA	PCT	FT	FTA	PCT	OFF	DEF	TOT	AVG				PTS	AVG
2019-20	7/0	42/6.0	2	6	.333	1	3	.333	0	0	.000	1	7	8	1.1	2	2	0	5	0.7

MYLES FRANKLIN

CAREER STATISTICS

	GP/GS		FG			3-Point			Free Throw			Rebounds				AST	BLK	STL	Scoring	
			FG	FGA	PCT	FG	FGA	PCT	FT	FTA	PCT	OFF	DEF	TOT	AVG				PTS	AVG
2017-18	16/0	58/3.6	5	13	.384	2	8	.250	3	6	.500	0	6	6	0.4	3	0	1	15	0.9
2018-19	28/1	288/10.3	13	42	.310	7	24	.292	16	26	.615	9	15	24	0.9	21	0	2	49	1.8
2019-20	23/0	326/14.2	26	65	.400	14	37	.378	17	22	.773	7	16	23	1.0	27	2	8	83	3.6
TOTAL	67/1	672/10.0	44	120	.367	23	69	.333	36	54	.667	16	37	53	0.8	49	2	11	147	2.2

CAA STATISTICS

	GP/GS		FG			3-Point			Free Throw			Rebounds				AST	BLK	STL	Scoring	
			FG	FGA	PCT	FG	FGA	PCT	FT	FTA	PCT	OFF	DEF	TOT	AVG				PTS	AVG
2017-18	5/0	10/2.0	1	3	.333	0	2	.000	0	2	.000	0	1	1	0.2	0	0	1	2	0.4
2018-19	14/0	133/9.5	8	18	.444	5	12	.417	9	15	.600	6	4	10	0.7	10	0	1	30	2.1
2019-20	11/0	130/11.8	10	22	.455	3	12	.250	1	2	.500	1	7	8	0.7	7	1	3	24	2.2
TOTAL	30/0	273/9.1	19	43	.442	8	26	.308	10	19	.526	7	12	19	0.6	17	1	5	56	1.9

TOMAS MURPHY

CAREER STATISTICS

	GP/GS		FG			3-Point			Free Throw			Rebounds				AST	BLK	STL	Scoring	
			FG	FGA	PCT	FG	FGA	PCT	FT	FTA	PCT	OFF	DEF	TOT	AVG				PTS	AVG
2017-18	33/0	533/16.2	88	155	.568	4	16	.250	37	49	.755	39	40	79	2.4	26	3	4	217	6.6
2018-19	31/8	590/19.0	100	198	.505	13	28	.464	37	50	.740	35	70	105	3.4	27	4	12	250	8.1
2019-20	4/4	117/29.3	17	24	.708	0	1	.000	3	4	.750	5	6	11	2.8	6	3	1	37	9.3
TOTAL	68/12	1230/18.1	205	377	.544	17	45	.378	77	103	.748	79	116	195	2.9	59	10	17	504	7.4

CAA STATISTICS

	GP/GS		FG			3-Point			Free Throw			Rebounds				AST	BLK	STL	Scoring	
			FG	FGA	PCT	FG	FGA	PCT	FT	FTA	PCT	OFF	DEF	TOT	AVG				PTS	AVG
2017-18	18/0	291/16.2	53	87	.609	1	5	.200	26	30	.867	21	22	43	2.4	13	1	3	133	7.4
2018-19	15/1	266/17.7	48	88	.545	9	16	.563	10	13	.769	18	32	50	3.3	8	2	7	115	7.7
2019-20	DNP																			
TOTAL	33/1	557/16.9	101	175	.577	10	21	.476	36	43	.837	39	54	93	2.8	21	3	10	248	7.5

JORDAN ROLAND

CAREER STATISTICS

	GP/GS		FG			3-Point			Free Throw			Rebounds				AST	BLK	STL	Scoring	
			FG	FGA	PCT	FG	FGA	PCT	FT	FTA	PCT	OFF	DEF	TOT	AVG				PTS	AVG
2015-16*	35/0	163/4.7	11	45	.244	2	14	.143	17	22	.773	5	9	14	0.4	5	1	5	41	1.2
2016-17*	35/11	703/20.1	88	185	.476	43	103	.417	16	23	.696	16	54	70	2.0	48	10	27	235	6.7
2017-18	-REDSHIRT SEASON-																			
2018-19	34/24	1038/30.5	167	370	.451	99	246	.402	65	72	.903	16	65	81	2.4	58	8	40	498	14.6
2019-20	23/23	845/36.7	181	371	.488	73	172	.424	94	104	.904	12	70	82	3.6	40	6	41	529	23.0
TOTAL	127/58	2749/21.6	447	971	.460	217	535	.406	192	221	.869	49	198	247	1.9	151	25	113	1303	10.3
NU TOTAL	57/47	1883/33.0	348	741	.470	172	418	.411	159	176	.903	28	135	163	2.9	98	14	81	1027	18.0

* at George Washington

LEAGUE STATISTICS

	GP/GS		FG			3-Point			Free Throw			Rebounds				AST	BLK	STL	Scoring	
			FG	FGA	PCT	FG	FGA	PCT	FT	FTA	PCT	OFF	DEF	TOT	AVG				PTS	AVG
2015-16*	17/0	89/5.2	6	27	.222	1	9	.111	11	13	.846	3	6	9	0.5	2	0	2	24	1.4
2016-17*	18/4	354/19.7	42	93	.452	22	52	.423	4	7	.571	7	21	28	1.6	21	6	13	110	6.1
2017-18	-REDSHIRT SEASON-																			
2018-19	18/12	555/30.8	87	204	.426	51	133	.383	36	41	.878	10	35	45	2.5	32	6	24	261	14.5
2019-20	11/11	397/36.1	91	196	.464	35	84	.417	43	49	.878	10	37	47	4.3	17	2	20	260	23.6
TOTAL	64/27	1395/21.8	226	520	.435	109	278	.392	94	110	.855	30	99	129	2.0	72	14	59	655	10.2
A-10	35/4	443/12.7	48	120	.400	23	61	.377	15	20	.750	10	27	37	1.1	23	6	15	134	3.8
CAA	29/23	952/32.8	178	400	.445	86	217	.396	79	90	.878	20	72	92	3.2	49	8	44	521	18.0

PLAYER CAREER STATS

GUILIEN SMITH

CAREER STATISTICS

			FG			3-Point			Free Throw			Rebounds				Scoring					
	GP/GS	MIN/AVG	FG	FGA	PCT	FG	FGA	PCT	FT	FTA	PCT	OFF	DEF	TOT	AVG	AST	BLK	STL	PTS	AVG	
2015-16*	28/8	412/14.7	49	129	.380	13	45	.289	29	37	.784	7	30	37	1.3	14	0	11	140	5.0	
2016-17*	27/27	778/28.8	107	248	.431	34	92	.370	76	101	.752	11	84	95	3.5	49	1	20	324	12.0	
2017-18*	3/3	81/27.0	10	29	.345	2	9	.222	9	91	.000	1	6	7	2.3	4	0	2	31	10.3	
2018-19*	17/6	258/15.2	23	73	.315	8	38	.211	16	20	.800	5	29	34	2.0	16	2	8	70	4.1	
2019-20	19/1	166/8.7	17	42	.405	11	24	.458	6	8	.750	3	7	10	0.5	9	2	9	51	2.7	
Total	94/45	1694/18.0	206	521	.395	68	208	.327	136	175	.777	27	156	183	1.9	92	5	50	616	6.6	

* - at Dartmouth

LEAGUE STATISTICS

			FG			3-Point			Free Throw			Rebounds				AST	BLK	STL	Scoring	
	GP/GS	MIN/AVG	FG	FGA	PCT	FG	FGA	PCT	FT	FTA	PCT	OFF	DEF	TOT	AVG				PTS	AVG
2015-16*	14/3	204/14.6	22	62	.355	4	15	.267	15	21	.714	2	14	16	1.1	6	0	5	63	4.5
2016-17*	14/14	405/28.9	58	134	.433	15	45	.333	30	45	.667	7	37	44	3.1	25	1	9	161	11.5
2017-18*	-REDSHIRT SEASON-																			
2018-19*	11/1	128/11.6	11	33	.333	4	18	.222	8	12	.667	3	16	19	1.7	7	1	3	34	3.1
2019-20	11/1	126/11.5	12	26	.462	6	15	.400	5	6	.833	2	5	7	0.6	8	1	9	35	3.2
TOTAL	50/19	863/17.3	103	255	.404	29	93	.312	58	84	.690	14	72	86	1.7	46	3	26	293	5.9
IVY	39/18	737/18.9	91	229	.397	23	78	.295	53	78	.679	12	67	79	2.0	38	2	17	258	6.6

JASON STRONG

CAREER STATISTICS

			FG			3-Point			Free Throw			Rebounds								Scoring	
	GP/GS	MIN/AVG	FG	FGA	PCT	FG	FGA	PCT	FT	FTA	PCT	OFF	DEF	TOT	AVG	AST	BLK	STL	PTS	AVG	
2017-18	10/0	31/3.1	0	11	.000	0	3	.000	0	0	.000	1	1	2	0.2	2	0	0	0	0.0	
2018-19	29/3	279/9.6	40	83	.482	10	30	.333	7	10	.700	12	31	43	1.5	6	4	3	97	3.3	
2019-20	23/0	263/11.4	32	68	.471	7	17	.412	11	14	.786	14	34	48	2.1	14	3	3	82	3.6	
Total	62/3	573/9.2	72	162	.444	17	50	.340	18	24	.750	27	66	93	1.5	22	7	6	179	2.9	

CAA STATISTICS

			FG			3-Point			Free Throw			Rebounds								Scoring	
	GP/GS	MIN/AVG	FG	FGA	PCT	FG	FGA	PCT	FT	FTA	PCT	OFF	DEF	TOT	AVG	AST	BLK	STL	PTS	AVG	
2017-18	1/0	2/2.0	0	1	.000	0	0	.000	0	0	.000	0	0	0	0.0	0	0	0	0	0.0	
2018-19	15/1	106/7.1	8	23	.348	1	8	.125	2	3	.667	3	11	14	0.9	4	2	1	19	1.3	
2019-20	11/0	124/11.3	14	33	.424	0	4	.000	6	8	.750	7	13	20	1.8	7	0	2	34	3.1	
Total	27/1	232/8.6	22	57	.386	1	12	.083	8	11	.727	10	24	34	1.3	10	2	3	53	2.0	

TYSON WALKER

CAREER STATISTICS

			FG			3-Point			Free Throw			Rebounds								Scoring	
	GP/GS	MIN/AVG	FG	FGA	PCT	FG	FGA	PCT	FT	FTA	PCT	OFF	DEF	TOT	AVG	AST	BLK	STL	PTS	AVG	
2019-20	23/23	718/31.2	101	221	.457	28	76	.368	30	47	.638	10	36	46	2.0	81	5	41	260	11.3	

CAA STATISTICS

	GP/GS		MIN/AVG		FG			3-Point			Free Throw			Rebounds				AST	BLK	STL	Scoring	
					FG	FGA	PCT	FG	FGA	PCT	FT	FTA	PCT	OFF	DEF	TOT	AVG				PTS	AVG
2019-20	11/11	379/34.5	53	123	.455	15	45	.333	16	26	.615	5	20	25	2.3	41	2	19	143	13.0		

SHAQUILLE WALTERS

CAREER STATISTICS

			FG			3-Point			Free Throw			Rebounds						Scoring		
	GP/GS	MIN/AVG	FG	FGA	PCT	FG	FGA	PCT	FT	FTA	PCT	OFF	DEF	TOT	AVG	AST	BLK	STL	PTS	AVG
2017-18*	21/0	311/14.8	31	67	.463	7	22	.318	10	18	.556	2	35	37	1.8	15	3	4	79	3.8
2018-19	10/0	123/12.3	3	17	.176	0	4	.000	10	14	.714	1	12	13	1.3	7	1	3	16	1.6
2019-20	22/19	548/24.9	53	121	.438	10	43	.233	28	35	.800	8	82	90	4.1	33	4	14	144	6.5
TOTAL	53/19	983/18.5	87	205	.424	17	69	.246	48	67	.716	11	129	140	2.6	56	8	21	239	4.5
NU TOTAL	32/19	672/21.0	56	138	.406	10	47	.213	38	49	.776	9	94	103	3.2	41	5	17	160	5.0

* at Santa Clara

LEAGUE STATISTICS

	GP/GS		MIN/AVG		FG		3-Point			Free Throw			Rebounds				AST	BLK	STL	Scoring	
					FG	FGA	PCT	FG	FGA	PCT	FT	FTA	PCT	OFF	DEF	TOT				AVG	PTS
2017-18*	8/0	112/14.0	7	22	.318	4	10	.400	2	5	.400	1	11	12	1.5	7	3	2	20	2.5	
2018-19	2/0	7/3.5	0	0	.000	0	0	.000	0	0	.000	0	1	1	0.5	0	0	0	0	0.0	
2019-20	10/9	260/26.0	25	53	.472	4	13	.308	12	15	.800	3	43	46	4.6	17	1	7	66	6.6	
TOTAL	20/9	379/19.0	32	75	.427	8	23	.348	14	20	.700	4	59	59	3.0	24	4	9	86	4.3	
CAA	12/9	267/22.3	25	53	.472	4	13	.308	12	15	.800	3	47	47	3.9	17	1	7	66	5.5	