



# 2019-20 MEN'S BASKETBALL

9 NCAA TOURNAMENT APPEARANCES | 22 PROS IN COEN ERA | 146 CAA WINS SINCE 2006, BEST IN CAA

MBB CONTACT **SCOTT MacDONALD**

 S.MACDONALD@NORTHEASTERN.EDU

**100th SEASON**

 (919) 619-4137

## Game

# 30

**NORTHEASTERN (15-14, 9-8 CAA)  
TOWSON (18-12, 11-6 CAA)**

SUNDAY, MARCH 1 | 4 P.M.  
MATTHEWS ARENA (5,066)

## GENERAL INFORMATION

Northeastern University.....Founded in 1898  
Location.....Boston, Mass.  
Enrollment.....18,640 (undergrad)  
Nickname.....Huskies  
Colors.....Red and Black  
Conference.....Colonial Athletic Association (CAA)  
Arena (Capacity).....Matthews Arena (5,066)  
Year Opened.....1910  
President.....Dr. Joseph Aoun (MIT, '81)  
Director of Athletics.....Jeff Konya (Princeton, '95)

## BASKETBALL HISTORY

First Year / Record.....1919-20 / 1,248-1,135 (.523)  
NCAA Tournament.....9 Appearances (3-9 record)  
CAA Titles (joined in 2005).....5  
Last Regular Season / Tournament Title.....2018 / 2019

## SCHEDULE

### NOVEMBER

	EST (TV)
5 at Boston University	W, 72-67
8 <b>HARVARD</b>	W, 84-79
12 at UMass	L, 80-71
16 <b>OLD DOMINION</b>	L, 76-69
19 at Holy Cross	W, 101-44
25 vs. South Alabama - 1	L, 74-62
26 vs. Drake - 1	L, 59-56
27 vs. Weber State - 1	W, 79-69

### DECEMBER

4 <b>MAINE</b>	W, 78-63
7 <b>DAVIDSON</b>	L, 70-63
17 at Eastern Michigan	L, 60-55
19 at Detroit Mercy	W, 74-61
28 at Towson *	W, 61-45
30 at James Madison *	W, 88-72

### JANUARY

2 <b>ELON *</b>	W, 77-68
4 <b>WILLIAM &amp; MARY *</b>	L, 66-64
9 <b>HOFSTRA *</b>	L, 74-72
16 at College of Charleston *	W, 79-76
18 at UNCW *	L, 76-74 (OT)
23 <b>DREXEL *</b>	W, 85-52
25 <b>DELAWARE *</b>	L, 76-74
30 at William & Mary *	L, 59-58

### FEBRUARY

1 at Elon *	L, 74-69
8 at Hofstra *	L, 75-71
13 <b>UNCW *</b>	W, 71-63
15 <b>COLLEGE OF CHARLESTON *</b>	W, 65-51
20 at Delaware *	L, 70-48
22 at Drexel *	W, 77-68
27 <b>JAMES MADISON *</b>	W, 77-57

### MARCH

1 <b>TOWSON *</b>	4 P.M. (CBS SPORTS)
7-10 at CAA tournament - 2	

1 = Gulf Coast Showcase, Estero, Fla. at Hertz Arena  
2 = Washington, D.C.; **HOME**; \* = CAA contest

## MEDIA INFORMATION

**BROADCAST:** 

**TALENT:** Scott Graham (PxP), Donny Marshall (analyst)

**BROADCAST:**  104.9 FM, wrbbsports.com

**TALENT:** Miltoin Posner (PxP), Alex Bensley (analyst)

**OFFICIALS:** Matt Potter, Tony Chiazza,

Justin Porterfield

**LIVE STATS:** NUHuskies.com/Stats

**BE SOCIAL:**    @GoNUmbasketball

## OPENING TIP

• Five of Northeastern's eight CAA losses have come by a total of nine points; The Huskies are 1-6 this season (1-5 CAA) in one-possession games

• The Huskies lost by more than 7 points at Delaware (2/20) for the first time since Nov. 25, 2019, falling to South Alabama, 74-62; 12 of 14 losses have been by single digits

• The Huskies are 10-0 this season when shooting 50 percent or better and 0-9 when their opponent shoots at least 50 percent

• Northeastern is 14-3 when leading with 10 minutes remaining, and 1-11 when tied or trailing

• Coach **Bill Coen** moved into second all-time in CAA history with 161 wins (postseason+regular season). He trails former George Mason and current Miami (FL) coach Jim Larranaga's 183 wins

• Senior **Jordan Roland** reached 1,000 points in his Northeastern career in just 56 games (18.0 ppg) and is No. 6 in the NCAA in scoring average (22.7); He was named to the Oscar Robertson Trophy Watch List and ESPN.com's Top 25 players earlier this season

• Senior **Bolden Brace** became the 39th player in program history to reach 1,000 points; **Brace** is No. 5 all-time with 216 3-pointers made, and the Huskies are 9-4 this season when he reaches at last 10 points and 4 rebounds (Losses at UMass, vs. William & Mary, vs. Hofstra and at Elon)

## NORTHEASTERN PROBABLE STARTERS (based off last game)

Pos.	No.	Name	Ht./Wt.	Yr.	GP/GS	PPG	RPG	Notes
G	12	Jordan Roland	6-1/171	Sr.-R	29/29	23.1	3.5	6th in NCAA in scoring; CAA-best 6 30-pt games
G	20	Bolden Brace	6-6/225	Sr.	29/29	10.0	6.6	NU history; #5 in 3s made (216) & #29 in pts (1,120)
G	21	Guilien Smith	6-1/200	Gr.	25/2	3.4	1.0	Season-high 20 pts vs. JMU; Leads team in 3FG% (.450)
F	14	Max Boursiquot	6-5/211	Jr.-R	27/22	8.3	4.9	PR 18 pts vs. Delaware, Career-high 2-for-2 from 3
F	24	Shaquille Walters	6-6/190	Jr.	28/25	7.1	4.1	15 pts and career-best 6 assists vs. JMU

## RESERVES

G	00	Jason Strong	6-8/217	So.-R	28/0	3.7	1.9	Scored 14 pts at Hofstra; Career-high 18 at Holy Cross
G	01	Vito Cubrilo	6-4/194	Fr.	9/0	0.3	0.2	Made first-ever 3 vs. JMU
G	02	Tyson Walker	6-0/162	Fr.	28/28	10.6	2.1	32 pts vs. Elon (5th-most by a FR in NU history)
F	10	Greg Eboigbodin	6-9/225	So.-R	27/6	2.6	4.2	Career-high 13 pts vs. Weber State
G	13	Myles Franklin	6-4/170	Jr.	27/0	3.3	1.0	3-for-3 vs. Delaware, Career-high 2-for-2 from 3
G	22	Quirin Emanga	6-5/215	Fr.	18/0	0.9	0.9	Career-best 5 pts at Holy Cross (11/19)

## ON THE HARDWOOD



# VS.



### HUSKIES

124  
Bill Coen (14th)  
239-211 (.531)  
Same

### NET RANKINGS

**COACH**  
**RECORD**  
**AT SCHOOL**

**TIGERS**  
144  
Pat Skerry (8th/9th)  
166-172 (.491)  
142-147 (.491)

### LEADERS (CAA Rank)

**PTS** Jordan Roland, 22.7 (1st) / Brian Fobbs, 16.1 (9th)  
**REB** Bolden Brace, 6.6 (8th) / Nakye Sanders, 6.6 (7th)  
**AST** Tyson Walker, 3.5 (7th) / Jakigh Dottin, 2.2 (13th)

### INSIDE THE SERIES

**OVERALL:** NU leads 25-16  
**FIRST MEETING:** W, 81-80, Univ. Gymnasium (1/2/81)  
**AT MATTHEWS ARENA:** NU leads 8-2  
**COEN vs. TOWSON:** 17-8 (.680)  
**SKERRY vs. NU:** 5-10 (.333)  
**OT:** 0-0

### LAST 10 MEETINGS (NU leads 7-3)

2/11/16	W	47-44	A	SECU Arena
3/5/16	W	71-60	N	Royal Farms Arena (Baltimore)
1/14/17	L	74-67	A	SECU Arena
1/28/17	W	69-62	H	Matthews Arena
3/4/17	L	82-54	N	Charleston Coliseum
2/10/18	W	77-62	A	SECU Arena
2/22/18	W	80-75	H	Matthews Arena
1/24/19	L	75-72	A	SECU Arena
2/23/19	W	73-58	H	Matthews Arena
12/28/19	W	61-45	A	SECU Arena

### Pronunciation guide

Max Boursiquot	BORE-seh-ko
Vito Cubrilo	vee-toe coo-BREEL-oh
Greg Eboigbodin	ee-BOYG-boh-din
Quirin Emanga	Q-rin ee-MAIN-ga
Myles Franklin	Miles
Tomas Murphy	Thomas
Guilien Smith	Jillian

## LAST GAME SUMMARY

### NORTHEASTERN 77, JAMES MADISON 57

GAME 29 | Matthews Arena | Boston Mass. | Feb. 27

**Guilien Smith** scored a game-high 20 points and **Shaquille Walters** tallied with 15 points and a career-high six assists to lead Northeastern past James Madison 77-57, on Thursday night inside Matthews Arena. The Huskies never trailed in the game and improved to 10-0 this season when shooting at least 50 percent (30-for-60) from the floor.

Also in double figures for Northeastern tonight was **Jordan Roland** (11) and **Maxime Boursiquot** (10). **Bolden Brace** led Northeastern with 10 rebounds, tallying eight points. The Huskies dished out 17 assists on 30 made baskets, the most in league play this season.

## LAST BOX SCORE

### VISITORS: James Madison (9-19, 2-15 CAA)

	POS	MINS	FG	3FG	FT	REBS	PF	A	S	B	TP
24 Dwight Wilson	F	17	2-3	0-0	0-2	7	0	0	0	0	4
1 Matt Lewis	G	33	3-13	3-10	8-9	2	1	5	0	0	17
2 Antanee Pinkard	G	9	0-0	0-0	0-0	1	0	0	0	0	0
3 Deshon Parker	G	23	2-9	1-4	0-0	5	2	2	0	0	5
5 Darius Banks	G	33	3-5	1-3	1-1	3	1	5	0	0	8
4 Zyon Dobbs		10	1-2	1-1	0-0	3	1	1	0	0	3
11 Zach Jacobs		19	2-4	2-3	2-2	3	1	0	0	0	8
13 Quinn Richey		2	0-1	0-0	0-0	0	0	0	0	0	0
14 Jayvis Harvey		7	1-1	0-0	0-0	0	1	0	0	0	2
22 Julien Wooden		20	2-3	0-1	0-0	0	2	0	0	0	4
23 Michael Christmas		25	2-6	2-5	0-0	4	2	0	0	0	6
35 Devon Flowers		2	0-0	0-0	0-0	1	0	0	0	0	0
<b>TOTALS</b>			<b>18-47</b>	<b>10-27</b>	<b>11-14</b>	<b>29</b>	<b>11</b>	<b>13</b>	<b>0</b>	<b>0</b>	<b>57</b>

<b>1st FG%:</b> 8-23 (34.8%)	<b>2nd FG%:</b> 10-24 (41.7%)	<b>FG%:</b> 18-47 (38.3%)
<b>1st 3FG%:</b> 3-14 (21.4%)	<b>2nd 3FG%:</b> 7-13 (53.8%)	<b>3FG%:</b> 10-27 (37.0%)
<b>1st FT%:</b> 4-6 (66.7%)	<b>2nd FT%:</b> 7-8 (87.5%)	<b>FT%:</b> 11-14 (78.6%)

### HOME: Northeastern (15-14, 9-8 CAA)

	POS	MINS	FG	3FG	FT	REBS	PF	A	B	S	TP
14 Max Boursiquot	F	28	5-7	0-0	0-0	4	2	0	0	2	10
12 Jordan Roland	G	36	4-11	1-4	2-2	4	1	3	0	2	11
20 Bolden Brace	G	28	3-8	0-3	2-2	10	2	4	0	0	8
21 Guilien Smith	G	36	7-11	5-9	1-1	4	1	2	0	0	20
24 Shaq Walters	G	32	6-10	1-3	2-2	2	2	6	1	1	15
00 Jason Strong		16	3-6	2-4	0-0	2	0	1	0	0	8
1 Vito Cubrilo		2	1-2	1-2	0-0	1	0	0	0	0	3
10 Greg Eboigbodin		8	1-2	0-1	0-0	2	4	1	0	0	2
13 Myles Franklin		12	0-3	0-1	0-0	0	3	0	0	0	0
22 Quirin Emanga		2	0-0	0-0	0-0	0	0	0	0	0	0
<b>TOTALS</b>			<b>30-60</b>	<b>10-27</b>	<b>7-7</b>	<b>30</b>	<b>15</b>	<b>17</b>	<b>1</b>	<b>5</b>	<b>77</b>

<b>1st FG%:</b> 14-30 (46.7%)	<b>2nd FG%:</b> 16-30 (53.3%)	<b>FG%:</b> 30-60 (50.0%)
<b>1st 3FG%:</b> 8-17 (47.1%)	<b>2nd 3FG%:</b> 2-10 (20.0%)	<b>3FG%:</b> 10-27 (37.0%)
<b>1st FT%:</b> 5-5 (100.0%)	<b>2nd FT%:</b> 2-2 (100.0%)	<b>FT%:</b> 7-7 (100.0%)

**Officials:** A.J. Desai, Tim Comer, Bill McCarthy  
**Technical Fouls:** James Madison-Deshon Parker. Northeastern-None.  
**Attendance:** 901

Score by Periods	1st	2nd	Total
James Madison	23	34	57
Northeastern	41	36	77

## LAST 5 GAMES | STATS


### Northeastern (4-1)

	GP/GS	MIN	FG	FG%	3FG	3FG%	A	TP	AVG
12 Jordan Roland	5/5	34.8	34-70	.486	6-26	.231	9	96	19.2
14 Max Boursiquot	5/5	27.0	24-41	.585	0-2	.000	7	54	10.8
24 Shaquille Walters	5/5	27.8	19-31	.613	2-4	.500	12	47	9.4
20 Bolden Brace	5/5	32.6	14-45	.311	2-24	.083	12	46	9.2
02 Tyson Walker	4/4	29.0	12-31	.387	3-13	.231	12	32	8.0
21 Guilien Smith	5/1	23.8	11-23	.478	7-16	.438	4	33	6.6
00 Jason Strong	5/0	12.0	4-10	.400	2-5	.400	3	11	2.2
13 Myles Franklin	3/0	10.0	2-6	.333	1-3	.333	1	5	1.7
10 Greg Eboigbodin	5/0	8.4	4-7	.571	0-2	.000	3	8	1.6
22 Quirin Emanga	3/0	4.0	1-2	.500	1-1	1.000	1	3	1.0
01 Vito Cubrilo	3/0	3.3	1-3	.333	1-2	.500	0	3	1.0



**00 | F JASON STRONG** **6-8, 217 | SO.-R | COCONUT CREEK, FLA.**  
**CAREER:** 68 GP / 3 GS | 3.0 PPG, 1.5 RPG, 0.4 APG **MAJOR:** BUSINESS ADMINISTRATION  
**SEASON:** 29 GP / 0 GS | 3.7 PPG, 1.9 RPG, 0.6 APG **HIGHS:** 18 pts, 9 rebs, 3 asts

Made all 3 shots vs. Delaware (1/25) ... Went 4-for-4 from the FT line vs. Drexel (1/23) ... Grabbed a career-best 9 rebs at Detroit Mercy (12/19) to go with 10 pts ... Set a new career-high with 18 pts at Holy Cross (11/19)



**1 | G VITO CUBRILLO** **6-4, 194 | FR. | ZAGREB, CROATIA**  
**CAREER:** First Season **MAJOR:** UNDECIDED  
**SEASON:** 9 GP / 0 GS | 0.3 PPG, 0.2 RPG, 0.1 APG **HIGHS:** 3 pts, 1 rebs, 1 asts, 1 3-ptrs

Made first 3-pointer vs. JMU (2/27) ... Played in 8 games this season ... Born and raised in Croatia ... Member of the U14, U16 and U18 Croatian National Teams



**2 | G TYSON WALKER** **6-0, 162 | FR. | WESTBURY, N.Y.**  
**CAREER:** First Season **MAJOR:** GENERAL STUDIES  
**SEASON:** 28 GP / 28 GS | 10.6 PPG, 2.0 RPG, 3.4 APG **HIGHS:** 32 pts, 5 rebs, 6 asts, 4 3-ptrs

Four-time CAA Rookie of the Week (11/11, 11/25, 12/31, 1/6) ... Career-high 32 pts vs. Elon (1/2), making 4-of-7 from long range ... First 20-pt game vs. South Alabama (11/25) ... Reached double-figures in 10 of 15 CAA games this season ... No. 3 in the CAA in steals (48) and assist/turnover (1.6)



**10 | F GREG EBOIGBODIN** **6-9, 225 | SO.-R | BENIN CITY, NIGERIA**  
**CAREER:** 57 GP / 8 GS | 2.4 PPG, 3.3 RPG, 0.2 BPG **MAJOR:** COMMUNICATION STUDIES  
**SEASON:** 27 GP / 6 GS | 2.6 PPG, 4.2 RPG, 0.7 APG **HIGHS:** 13 pts, 9 rebs, 3 asts, 3 blks

Grabbed 11 boards in first two CAA games at Towson (12/28) and JMU (12/30) ... Scored a career-high 13 pts vs. Weber State (11/27) ... Grabbed a career-best 9 rebs vs. South Alabama (11/25) ... Made his first 19 FTs of the season, now 19-for-21 ... Transfer from Illinois before last season and sat out



**12 | G JORDAN ROLAND** **6-1, 171 | SR. | SYRACUSE, N.Y.**  
**CAREER:** 133 GP / 64 GS | 10.8 PPG, 2.0 RPG, 1.2 APG **MAJOR:** CORP./ORG. COMMUNICATIONS  
**SEASON:** 29 GP / 29 GS | 22.7 PPG, 3.6 RPG, 1.7 APG **HIGHS:** 42 pts, 7 rebs, 8 3-ptrs

Surpassed 1,000 pts at NU in 56 games ... Set school record with 42 pts vs. Harvard (11/8) ... Scored 39 pts in opener at BU (11/5) ... Trask Coliseum record 38 pts at UNCW (1/18) ... Leads CAA w/6 30-pt games ... 1,431 career points and 1,155 at NU (#25)



**13 | G MYLES FRANKLIN** **6-4, 170 | JR. | BREA, CALIF.**  
**CAREER:** 71 GP / 1 GS | 2.1 PPG, 0.8 RPG, 0.7 APG **MAJOR:** PSYCHOLOGY  
**SEASON:** 27 GP / 0 GS | 3.3 PPG, 1.0 RPG, 1.0 APG **HIGHS:** 10 pts, 6 rebs, 5 asts, 2 stls

Combined 6-for-6 from the floor vs. Drexel and Delaware ... Grabbed a career-high 6 boards at EMU (12/17) ... Career-high 10 pts and 5 steals at Holy Cross (11/19) ... Career-best 6-for-8 from the FT line vs. Drake (11/26)



**14 | F MAXIME BOURSQUOT** **6-5, 211 | JR.-R | OTTAWA, ONTARIO**  
**CAREER:** 91 GP / 56 GS | 6.6 PPG, 4.3 RPG, 1.0 APG **MAJOR:** BIOLOGY  
**SEASON:** 27 GP / 22 GS | 8.3 PPG, 4.9 RPG, 1.1 APG **HIGHS:** 18 pts, 13 rebs, 5 asts

Career-high tying 18 pts vs. CofC (2/15) on 9-of-11 shooting ... Scored 18 points vs. Delaware (1/25) ... Consecutive double-doubles (10 pts, 10 rebs) at Detroit (12/19) and EMU (12/17) ... No. 3 in CAA with .552 FG percentage ... PR 13 double-figure scoring games



**20 | G BOLDEN BRACE** **6-6, 225 | SR. | SANTA BARBARA, CALIF.**  
**CAREER:** 127 GP / 78 GS | 8.8 PPG, 5.2 RPG, 2.2 APG **MAJOR:** PROJECT MANAGEMENT  
**SEASON:** 29 GP / 29 GS | 10.0 PPG, 6.6 RPG, 2.2 APG **HIGHS:** 40 pts, 14 rebs, 9 asts, 10 3-ptrs

No. 5 in program history w/216 3-pointers ... Near triple-double at JMU (12/30) w/16 pts, 8 rebs, 8 asts ... Back-to-Back double-doubles vs. Hofstra (18 pts, 10 rebs) and at Charleston (19 pts, 11 rebs) ... No. 28 on NU all-time scoring list with 1,120 pts (39th player to reach 1,000)




**21 | G GUILIEN SMITH** **6-1, 200 | SR.-G | BOSTON, MASS.**  
**CAREER:** 100 GP / 46 GS | 6.4 PPG, 2.0 RPG, 1.0 APG **MAJOR:** INTERNATIONAL BUSINESS  
**SEASON:** 25 GP / 2 GS | 3.4 PPG, 1.0 RPG, 0.6 APG **HIGHS:** 29 pts, 6 rebs, 5 asts

Season-high 20 pts vs. JMU (2/27), going 7-of-11 ... Made 2-of-2 from 3 at Detroit (12/19) ... Went 2-for-4 from long range at EMU (12/17) ... Shooting 45% from 3 this season ... Graduate Transfer from Dartmouth where he made 44 starts in 75 games




**22 | F QUIRIN EMANGA** **6-5, 215 | FR. | NECKAR, GERMANY**  
**CAREER:** First Season **MAJOR:** GENERAL STUDIES  
**SEASON:** 18 GP / 0 GS | 0.9 PPG, 0.9 RPG, 0.2 APG **HIGHS:** 5 pts, 5 rebs, 1 asts, 1 3-pt

Scored 3 pts at Delaware (2/20) ... Blocked a career-best 2 shots vs. Elon (1/2) ... Posted season-high 5 pts and 5 rebs at Holy Cross (11/19) ... Won German National Championship in 2015 & 3x3 National Title in 2018.




**24 | F SHAQUILLE WALTERS** **6-6, 190 | JR. | LONDON, ENGLAND**  
**CAREER:** 59 GP / 25 GS | 5.0 PPG, 2.7 RPG, 1.2 APG **MAJOR:** COMMUNICATIONS  
**SEASON:** 28 GP / 25 GS | 7.1 PPG, 4.0 RPG, 1.8 APG **HIGHS:** 20 pts, 12 rebs, 6 asts, 3 stls

Tallied 15 points and a career-best 6 assists vs. JMU (2/27) ... Scored 12 pts in the 2nd half vs. William & Mary (1/4) and finished with season-best 15 ... Had a career night at JMU (12/30), tallying double-double with 12 pts, 12 rebs, 4 asts and 3 stls



**32 | F CONNOR BRAUN** **6-9, 200 | FR. | TEMPE, ARIZ.**  
**CAREER:** First Season **MAJOR:** BUSINESS ADMINISTRATION  
**SEASON:** 0 GP / 0 GS | 0.0 PPG, 0.0 RPG, 0.0 APG **HIGHS:** 0 pts, 0 rebs, 0 asts, 0 3-ptrs

Named All-Region first team after averaging 14.0 points, 10.0 rebounds and 1.0 block per game as a senior in high school ... Led team to a state title in Arizona



**33 | F TOMAS MURPHY** **6-8, 230 | JR. | WAKEFIELD, R.I.**  
**CAREER:** 68 GP / 12 GS | 7.4 PPG, 2.9 RPG, 0.9 APG **MAJOR:** PSYCHOLOGY  
**SEASON:** 4 GP / 4 GS | 9.3 PPG, 2.8 RPG, 1.5 APG **HIGHS:** 21 pts, 12 rebs, 7 assts

Has not played since ODU (11/16) due to ankle injury ... Made a career-best 9 field goals and scored 18 pts at UMass (11/12) ... Played for Finnish National Team in the U20 European Championships in the summer of 2016

## HUSKIES BY THE NUMBERS ...

1

The Huskies have held the best RPI ranking of any New England school over the last two years (2017-19).

2

Head Coach **Bill Coen** ranks 2nd all-time in program history with 239 wins. Jim Calhoun (1972-86) holds the record with 250 career wins.

9

The Huskies made their 9th NCAA tournament appearance in 2019 after winning the CAA tournament.

40

Number of 1,000 point scorers in program history.

42

**Jordan Roland's** 42 points set a new single-game school record in a win over Harvard in the home opener at Matthews Arena.

87

Conference wins over the last 8 years, most by any CAA school.

99

**Jordan Roland** set a new all-time single-season school record in 3-pointers made last season.

100

Men's Basketball seasons at Northeastern University.

161

CAA wins by **Bill Coen**, No. 2 all-time in CAA history for wins (postseason+regular season) behind former George Mason Coach Jim Larranaga (183).

215

Consecutive games that Northeastern has connected on a 3-pointer, dating back to the 2013-14 season.

1,000

**Jordan Roland** and **Bolden Brace** have both reached the milestone this season.

1,248

All-time wins in Northeastern men's basketball history. This marks the 100th season for the Huskies.

### A WIN ON SUNDAY WOULD ...

- Improve Northeastern to 5-1 over its last six games
- Be the fourth straight win inside Matthews Arena
- Give the Huskies their 17th win in the last 21 home CAA games
- Advance Northeastern to 31-9 (.775) over the last 40 home league games

### A LOSS ON SUNDAY WOULD ...

- Snap a three-game home court winning streak
- Drop the Huskies to 9-9 in league play
- Give Towson a season split with Northeastern
- End NU's two-game winning streak over the Tigers

### HUSKIES LEAD THE CAA IN WINS OVER THE LAST EIGHT YEARS

- Northeastern has been the most consistent program in the CAA over the last eight years, winning a league-best 87 CAA games and at least a share of the regular-season title in three seasons (2013, '15, '18), matching UNCW's three (2015, '16, '17)

Rk.	Team	Wins
1.	<b>Northeastern</b>	87
2.	William & Mary	84
3.	Hofstra	80

### BEST ROAD TEAMS IN THE CAA

- Hofstra and Northeastern have been the top two road teams in the CAA over the last three years and these are the only four teams with winning records during that span

Rk.	Team	Overall	'17-18	'18-19	'19-20
1.	Hofstra	21-6 (.778)	6-3	7-2	8-1
2.	<b>Northeastern</b>	<b>17-10 (.630)</b>	<b>7-2</b>	<b>6-3</b>	<b>4-5</b>
3.	Charleston	15-12 (.556)	5-4	5-4	5-4
	William & Mary	15-12 (.556)	5-4	4-5	6-3

### HUSKIES LEAD THE NCAA IN FREE THROW PERCENTAGE

- The Huskies continue to shoot their way up the NCAA leaderboard as one of the top offensive teams in the country

NCAA Rankings	(through Feb. 18)	Leader
1.	.801 Free Throw Percentage	-
21.	.473 Field Goal Percentage	Dayton (.520)
34.	.368 Three-Point FG Percentage	BYU (.422)

### HOME SWEET HOME

- The Huskies are an impressive 30-9 (.769) inside Matthews Arena over their last 39 games at home
- In CAA play, Northeastern is 20-6 (.769) over the last three seasons at Matthews Arena, and have won 16 of its last 20 league games at home



## CAA STANDINGS

THROUGH FEB. 28, 2020

	CONFERENCE			OVERALL			
	W-L	PCT	Last 5	W-L	PCT	Last 10	STRK
1. Hofstra	13-4	.765	4-1	22-8	.733	7-3	L1
2. William & Mary	12-5	.706	4-1	20-10	.667	6-4	W4
3. Towson	11-6	.647	4-1	18-12	.600	7-3	W2
4. Charleston	10-7	.588	2-3	16-13	.552	4-6	W1
Delaware	10-7	.588	3-2	20-10	.667	7-3	L2
6. <b>Northeastern</b>	<b>9-8</b>	<b>.529</b>	<b>4-1</b>	<b>15-14</b>	<b>.529</b>	<b>5-5</b>	<b>W2</b>
7. Elon	7-10	.412	3-2	11-19	.367	5-5	L1
8. Drexel	6-11	.353	0-5	13-17	.433	1-9	L6
9. UNCW	5-12	.294	3-2	10-20	.333	5-5	W2
10. James Madison	2-15	.118	0-5	9-19	.321	1-9	L6

home	7-5
away	7-7
neutral	1-2
overtime	0-1
games decided by 3 pts or less	1-7
games decided by 4-5 pts	2-2
games decided by 6-10 pts	4-3
games decided by 11-19 pts	5-1
games decided by 20+ pts	3-1
vs. Top 25	0-0
vs. Top 10	0-0
vs. Mid-Major Top 25	1-3
vs. Power 5 opponents	0-0
scoring first	8-4
leading at the half	12-6
tied at the half	1-0
trailing at the half	2-8
leading with 10 mins remaining	14-3
tied with 10 mins remaining	0-1
trailing with 10 mins remaining	1-10
leading with 5 mins remaining	14-4
tied with 5 mins remaining	0-1
trailing with 5 mins remaining	1-9
NU shoots 50% or better	10-0
NU shoots less than 50%	5-14
NU shoots better than opponent	15-4
NU shoots the same as opponent	0-0
NU shoots worse than opponent	0-10
Opponent shoots 50% or better	0-9
Opponent shoots less than 50%	15-5
NU outrebounds opponent	12-4
Opponent outrebounds NU	3-9
NU equals opponent in rebs	0-1
NU shoots 80% or better from FT line	10-9
NU has more FT attempts	8-5
Opponent has more FT attempts	7-8
NU equals opponent in FT attempts	0-0
NU shoots 40% or better from 3	7-2
NU has less turnovers than opponent	10-4
NU has more turnovers than opponent	4-7
NU equals opponent in turnovers	1-3
NU scores 100+ pts	1-0
NU scores 90-99 pts	0-0
NU scores 80-89 pts	3-0
NU scores 70-79 pts	9-5
NU scores 60-69 pts	2-5
NU scores 50-59	0-3
NU scores less than 50 pts	0-1
Opponent scores 100+ pts	0-0
Opponent scores 90-99 pts	0-0
Opponent scores 80-89 pts	0-1
Opponent scores 70-79 pts	3-9
Opponent scores 60-69 pts	7-2
Opponent scores 50-59	3-2
Opponent scores less than 50 pts	2-0
On Monday	1-1
On Tuesday	2-3
On Wednesday	2-0
On Thursday	6-3
On Friday	1-0
On Saturday	3-7
On Sunday	0-0
In November	4-4
In December	4-2
In January	3-5
In February	4-3
In March	0-0
On National TV (ESPN, ESPN2, CBS Sports)	0-1
On NESN or NESN+	6-4
On FLOHOOPS	8-10
Miscellaneous	
Current Streak	Won 2
Home court streak	Won 3
Neutral court streak	Won 1
Road Streak	Won 1
All-Time Record   100th Season	1,248-1,136 (.523)

- Redshirt senior **Jordan Roland** is one of the top scorers in the country and leads the CAA with 22.7 points per game (#6 in NCAA)
- He led the country in scoring over the first month of the season, and has remained inside the top 15 all season long
- **Roland** has scored 20 or more points in 16 of 29 games this year and leads the CAA with six 30-point games and in free throw percentage at .896 (14th in NCAA)
- He has a team-best 60 career double-digit scoring games and ranks No. 25 all-time on the Northeastern all-time scoring list in just 62 games for the Huskies (18.5 per game)

Rk.	Name	PPG	FG%
1.	Jhivvan Jackson, UTSA	27.3	.424
2.	Markus Howard, Marquette	27.2	.415
3.	Jermaine Morrow, Hampton	24.0	.400
4.	Antoine Davis, Detroit Mercy	23.7	.373
5.	Luke Garza, Iowa	23.6	.550
6.	<b>Jordan Roland, Northeastern</b>	<b>22.7</b>	<b>.491</b>

- **Bolden Brace** and **Jordan Roland** each surpassed 1,000 points this year for the Huskies
- **Brace** became the 39th player in program history to reach 1,000 points with 18 points vs. Hofstra (1/9) and currently ranks No. 28 on the all-time scoring list with 1,120 points
- **Roland** reached the 1,000 point total for his career with 28 points in the win over Maine (12/4) and surpassed the total at Northeastern in 56 games with 18 at William & Mary (1/30)
- **Roland** currently has 1,431 in his career and 1,155 at Northeastern (25th in school history)

- The Huskies entered the William & Mary game (1/30) as the No. 2 free-throw shooting team in the country at just over 80 percent
- In the 1-point loss, NU shot a season-low 50 percent (7-for-14)
- The Huskies followed that game up with a 19-for-19 performance at Elon (2/1)
- Northeastern shot 80 percent or higher at the charity stripe in 19 of 29 games this season, and at least 73 percent in all but five games, three of which were losses at UNCW (1/18) in overtime (76-74) and William & Mary (1/30) by one, 59-58, and a blowout at Delaware (2/20)

Date	Opponent	NU starting lineup (Pos. 1-5)	Lineup Record	Pts	% of Offense	W/L
N5	Boston U.	Walker, Roland, Brace, Boursiquot, Murphy	1-0	70	97%	W
N8	HARVARD	Walker, Roland, Brace, Walters, Murphy	1-0	72	86%	W
N12	UMass	Walker, Roland, Brace, Walters, Murphy	1-1	63	89%	L
N16	OLD DOMINION	Walker, Roland, Brace, Boursiquot, Murphy	1-1	60	87%	L
N19	Holy Cross	Walker, Roland, Brace, Walters, Eboigbodin	1-0	57	56%	W
N25	vs. South Alabama	Walker, Roland, Brace, Walters, Eboigbodin	1-1	47	76%	L
N26	vs. Drake	Walker, Roland, Brace, Walters, Eboigbodin	1-2	37	66%	L
N27	vs. Weber State	Walker, Roland, Brace, Walters, Eboigbodin	2-2	71	90%	W
D4	MAINE	Walker, Roland, Brace, Walters, Eboigbodin	3-2	63	81%	W
D7	DAVIDSON	Walker, Roland, Brace, Boursiquot, Walters	0-1	60	95%	L
17	Eastern Michigan	Walker, Roland, Brace, Boursiquot, Walters	0-2	43	78%	L
19	Detroit Mercy	Walker, Roland, Brace, Boursiquot, Walters	1-2	52	70%	W
28	Towson*	Walker, Roland, Brace, Boursiquot, Walters	2-2	54	89%	W
30	James Madison*	Walker, Roland, Brace, Boursiquot, Walters	3-2	78	89%	W
J2	ELON*	Walker, Roland, Brace, Boursiquot, Walters	4-2	72	94%	W
J4	WILLIAM & MARY*	Walker, Roland, Brace, Boursiquot, Walters	4-3	60	94%	L
J9	HOFSTRA*	Walker, Roland, Brace, Boursiquot, Walters	4-4	64	89%	L
J16	Charleston*	Walker, Roland, Brace, Boursiquot, Walters	5-4	65	82%	W
J18	at UNCW*	Walker, Roland, Brace, Boursiquot, Walters	5-5	68	92%	L
J23	DREXEL*	Walker, Roland, Brace, Boursiquot, Walters	6-5	59	69%	W
J25	DELAWARE*	Walker, Roland, Brace, Smith, Boursiquot	0-1	58	78%	L
J30	William & Mary*	Walker, Roland, Brace, Boursiquot, Eboigbodin	0-1	46	79%	L
F1	Elon*	Walker, Roland, Brace, Boursiquot, Walters	6-6	57	83%	L
F8	Hofstra*	Walker, Roland, Brace, Boursiquot, Walters	6-7	55	77%	L
F13	UNCW*	Walker, Roland, Brace, Boursiquot, Walters	7-7	64	90%	W
F15	CHARLESTON*	Walker, Roland, Brace, Boursiquot, Walters	8-7	61	94%	W
F20	Delaware*	Walker, Roland, Brace, Boursiquot, Walters	8-8	38	79%	L
F22	Drexel*	Walker, Roland, Brace, Boursiquot, Walters	9-8	68	88%	W
F27	JAMES MADISON*	Walters, Smith, Roland, Brace, Boursiquot	1-0	64	83%	W
M1	TOWSON*					
M8	TBD					

CAA tournament, March 7-10, Washington, D.C.

## NORTHEASTERN'S RECORD WHEN ...

### Leading Scorer

Maxime Boursiquot	1-0	1.000
Guilien Smith	1-0	1.000
Tyson Walker	2-1	.667
Jordan Roland	10-11	.476
Bolden Brace	1-2	.333
Shaquille Walters	0-1	.000

### Leading Rebounder

Jordan Roland	2-1	.667
Bolden Brace	6-3	.667
Shaquille Walters	2-3	.400
Maxime Boursiquot	3-5	.375
Greg Eboigbodin	2-4	.333

### Double-Figure Points

Bolden Brace	10-4	.714
Jason Strong	2-1	.667
Maxime Boursiquot	8-5	.615
Shaquille Walters	4-3	.571
Jordan Roland	14-12	.538
Tyson Walker	8-8	.500
Greg Eboigbodin	1-1	.500
Guilien Smith	1-1	.500
Tomas Murphy	0-1	.000

### Double-Figure Rebounds

Shaquille Walters	1-0	1.000
Max Boursiquot	1-1	.500
Bolden Brace	3-2	.600

### Double-Figure Assists

### Double-Doubles

Shaquille Walters	1-0	1.000
Max Boursiquot	1-1	.500
Bolden Brace	2-2	.500

\*\* In event of a tie for high-scorer-rebounder, both players are credited

## NORTHEASTERN'S INDIVIDUAL LEADERS

### Consecutive Double-Figure Points

Jordan Roland	13
Shaquille Walters	2

### Double-Figure Games

	Career	'19-20
Jordan Roland	60	26
Bolden Brace	51	14
Maxime Boursiquot	26	13
Tomas Murphy	21	1
Guilien Smith	21	2
Tyson Walker	16	16
Shaquille Walters	8	7
Jason Strong	6	3
Greg Eboigbodin	3	2
Myles Franklin	1	1

### 20 or more points

	Career	'19-20
Jordan Roland	24	15
Bolden Brace	6	2
Tomas Murphy	3	-
Tyson Walker	2	2
Guilien Smith	4	1

### 30 or more points

	Career	'19-20
Jordan Roland	7	6
Bolden Brace	1	-
Tyson Walker	1	1

### 40 or more points

	Career	'19-20
Bolden Brace	1	-
Jordan Roland	1	1

### Double-Figure Rebounds

	Career	'19-20
Bolden Brace	15	5
Maxime Boursiquot	4	2
Tomas Murphy	2	-
Shaquille Walters	1	1

## COEN CLIMBING NORTHEASTERN AND CAA RECORD BOOKS

• Head Coach **Bill Coen** is currently No. 2 all-time in Northeastern history with 237 wins, and second all-time in the CAA with 160 wins in league and postseason play

### Winningest Northeastern Coaches

1.	Jim Calhoun, 14 seasons	1972-86	250
2.	<b>Bill Coen, 14th season</b>	<b>2007-Present</b>	<b>238</b>
3.	Dick Dukeshire, 13 seasons	1958-71	204

### Winningest CAA Coaches (Season/Tourney)

1.	Jim Larranaga, George Mason	1998-11	183
2.	<b>Bill Coen, Northeastern</b>	<b>2007-Present</b>	<b>160</b>
3.	Bruiser Flint, Drexel	2002-16	158
4.	Blaine Taylor, Old Dominion	2002-13	148
5.	Tony Shaver, William & Mary	2004-Present	138
6.	Dick Tarrant, Richmond	1982-93	106
7.	Tom Pecora, Hofstra	2002-10	98
	Charles "Lefty" Driesell, JMU	1988-97	98
9.	Jerry Wainwright, UNCW	1995-2002	97
10.	Monte' Ross, Delaware	2007-16	86

## WALKER OFF AND RUNNING

- Freshman point guard **Tyson Walker** has earned a league-best CAA Rookie of the Week honors four times (Nov. 11, Nov. 25, Dec. 31, Jan. 6)
- A native of Westbury, N.Y., **Walker** is No. 3 in the CAA in steals per game (1.8) and fourth in assist/turnover ratio (1.6)
- After reaching double figures in his first five games, Walker has only scored 10 or more points in five of his last 11 CAA games
- Walker leads all freshman in the league in scoring (10.6), assists (97), steals (50) and assist/turnover ratio (1.6)

## 20 POINTS OR LESS

- On two occasions, the Huskies have held their opponents to less than 20 points in the first half this season
- In the league opener at Towson (12/28), Northeastern held the Tigers to 17 points on 8-of-26 shooting (31%) and 1-of-8 (13%) from 3
- On Thursday night, Northeastern limited Drexel to 24 percent shooting (5-for-21) in the opening 20 minutes, building a 32-point lead at the half, 49-17

## LARGEST MARGIN OF VICTORIES FOR THE HUSKIES IN CAA PLAY

• The Huskies defeated Drexel by 33 points, which was the third-best margin of victory since joining the CAA in 2005

Rk.	Margin of Victory	Date	Score	Place
1.	36 pts vs. Delaware	1/5/17	90-54	Matthews Arena
2.	34 pts vs. Drexel	1/9/08	79-45	Matthews Arena
3.	<b>33 pts vs. Drexel</b>	<b>1/23/20</b>	<b>85-52</b>	<b>Matthews Arena</b>
4.	32 pts vs. Delaware	1/7/16	88-56	Matthews Arena
5.	27 pts vs. UNCW	3/5/18	79-52	Charleston Coliseum
6.	26 pts vs. Georgia State	1/5/06	89-63	Matthews Arena
7.	25 pts vs. George Mason	1/7/10	71-46	Matthews Arena
	25 pts vs. Towson	1/20/10	73-48	Towson Center Arena
9.	24 pts vs. Delaware	3/4/18	74-50	Charleston Coliseum
	24 pts vs. Drexel	3/2/19	90-66	DAC

## TOP FRESHMAN PERFORMANCES IN PROGRAM HISTORY

• **Tyson Walker** put on one of the best performances in any single game in Northeastern history with his 32-point performance against Elon (1/2/20)

### Top Freshman Performances over the last 100 years

1.	<b>40 by Bolden Brace vs. Elon</b>	<b>2/23/17</b>	<b>Matthews Arena</b>
2.	39 by Malcom Henry vs. AIC	2/2/45	Boston YMCA
3.	38 by J.J. Barea vs. Maine	3/9/03	Walter Brown Arena
	38 by Reggie Lewis vs. Canisius	2/5/85	Matthews Arena
5.	<b>32 by Tyson Walker vs. Elon</b>	<b>1/2/20</b>	<b>Matthews Arena</b>

## ESPN.COM NAMES ROLAND NO. 25 ON TOP PLAYERS IN THE COUNTRY

- On Dec. 12th, ESPN.com released its top 25 players in the country through the first month of the season, and senior **Jordan Roland** checked in at No. 25
- Roland is 1 of 3 mid-major players on the list, joining Dayton's Obi Toppin and Butler's Kamar Baldwin

## CollegInsider.com Top 25 Mid-Major Poll

1.	Gonzaga (31)	27-2	774	1	West Coast
2.	East Tennessee St.	25-4	713	2	Southern
3.	BYU (1)	23-7	705	7	West Coast
4.	Yale	20-6	642	5	Ivy League
5.	Liberty	26-6	641	6	ASUN
6.	Saint Mary's	23-6	627	4	West Coast
7.	Northern Iowa	23-5	600	3	Missouri Valley
8.	Stephen F. Austin	24-3	544	9	Southland
9.	UNC Greensboro	23-6	516	10	Southern
10.	New Mexico State	22-6	486	11	Western Athletic
11.	Furman	23-6	484	8	Southern
12.	Akron	23-5	423	14	Mid-American
13.	<b>Hofstra</b>	<b>22-7</b>	<b>347</b>	<b>15</b>	<b>CAA</b>
14.	Wright State	24-6	334	12	Horizon
15.	Vermont	22-7	332	13	America East
16.	Belmont	22-7	317	16	Ohio Valley
17.	Bowling Green	20-7	202	18	Mid-American
18.	Little Rock	19-9	182	21	Sun Belt
19.	Murray State	20-8	170	17	Ohio Valley
20.	South Dakota State	22-8	149	23	Summit
21.	Austin Peay	19-10	138	19	Ohio Valley
22.	Colgate	22-7	135	24	Patriot
23.	Loyola Chicago	19-10	98	20	Missouri Valley
24.	<b>Harvard</b>	<b>18-7</b>	<b>97</b>	<b>25</b>	<b>Ivy League</b>
25.	Montana	17-10	65	NR	Big Sky

**OTHERS RECEIVING VOTES:** UC Irvine 49, Texas State 48, Pacific 36, Northern Colorado 45, Pacific 39, Georgia State 27, San Francisco 25, **William & Mary 23**, Radford 22, Winthrop 17, **Boston University 15**, Bradley 15, Merrimack 11, Buffalo 7, Northern Kentucky 7, North Dakota State 5, Stony Brook 3, North Florida 2, **Delaware 1**, Eastern Illinois 1, Indiana State 1, Kent State 1, Saint Peter's 1, Siena 1, UMBC 1.

## NCAA Career Active Leaders

### Points

1.	Markus Howard, Marquette	Sr.	G	124 GP	2,633
94.	<b>Jordan Roland, Northeastern</b>	<b>Sr.</b>	<b>G</b>	<b>133 GP</b>	<b>1,431</b>
249.	<b>Bolden Brace, Northeastern</b>	<b>Sr.</b>	<b>G</b>	<b>127 GP</b>	<b>1,120</b>

### Free Throw Percentage (Min. 110 free throws made)

1.	Ryan McMahon, Louisville	Sr.	G	120 GP	134-147	.912
22.	<b>Jordan Roland, Northeastern</b>	<b>Sr.</b>	<b>G</b>	<b>132 GP</b>	<b>216-249</b>	<b>.867</b>

### Rebounds

1.	Nico Carvacho, Colorado St.	Sr.	C	129 GP	1,267
89.	<b>Bolden Brace, Northeastern</b>	<b>Sr.</b>	<b>G</b>	<b>127 GP</b>	<b>655</b>

### 3-pointers Made

1.	Markus Howard, Marquette	Sr.	G	124 GP	413
53.	<b>Jordan Roland, Northeastern</b>	<b>Sr.</b>	<b>G</b>	<b>133 GP</b>	<b>227</b>
72.	<b>Bolden Brace, Northeastern</b>	<b>Sr.</b>	<b>G</b>	<b>127 GP</b>	<b>216</b>

## HOLDING OPPONENTS UNDER 50 POINTS UNDER BILL COEN

- The Huskies held Towson to 17 first-half points and 1-of-11 (9.1%) from behind the arc to open CAA play (12/28/19)
- This was the fifth time Northeastern has held Towson under 50 points in the series as the Tigers finished with 45
- The Huskies have held two opponents under 50 this season, Holy Cross (11/19) scored 44 points and Towson (12/28)
- In the **Bill Coen** era, the Huskies have held opponents under 50 points on 28 occasions

Rk.	Points	Date	1st-2nd	Place
1.	40 by Drexel	02/02/08	15-25	Philadelphia, Pa.
2.	41 by New Hampshire	12/18/06	15-26	Boston, Mass.
3.	42 by Old Dominion	01/24/09	24-18	Norfolk, Va.
	42 by William & Mary	02/09/08	15-27	Boston, Mass.
	42 by Indiana	12/22/08	18-24	Bloomington, Ind.
6.	<b>44 by Holy Cross</b>	<b>11/19/19</b>	<b>23-21</b>	<b>Worcester, Mass.</b>
	44 by Towson	02/11/16	22-22	Towson, Md.
	44 by Navy	11/22/14	23-21	Uncasville, Conn.
	44 by Charleston	02/15/14	18-26	Charleston, S.C.
	44 by William & Mary	01/03/09	22-22	Boston, Mass.
11.	<b>45 by Towson</b>	<b>12/28/19</b>	<b>17-28</b>	<b>Towson, Md.</b>
	45 by Drexel	01/09/08	19-26	Philadelphia, Pa.
13.	46 by George Mason	01/07/10	22-24	Boston, Mass.
	46 by Drexel	02/25/09	25-21	Philadelphia, Pa.
15.	47 by William & Mary	03/07/10	31-16	Richmond, Va.
	47 by Delaware	01/15/09	25-22	Newark, Del.
17.	48 by Fairfield	11/29/14	16-32	Boston, Mass.
	48 by Towson	01/02/12	23-25	Towson, Md.
	48 by George Mason	02/27/10	20-28	Fairfax, Va.
	48 by Towson	01/20/10	24-24	Towson, Md.
21.	49 by Wentworth	11/12/17	21-28	Boston, Mass.
	49 by Towson	01/10/15	26-23	Towson, Md.
	49 by James Madison	01/29/14	24-25	Boston, Mass.
	49 by William & Mary	03/02/12	22-27	Richmond, Va.
	49 by Old Dominion	01/05/11	26-23	Norfolk, Va.
	49 by Drexel	12/05/09	25-24	Philadelphia, Pa.
	49 by Holy Cross	11/22/08	25-24	Boston, Mass.
	49 by Delaware	01/30/08	23-26	Newark, Del.

## DOUBLE-TROUBLE

- Junior **Shaquille Walters** earned his first-ever double-double at JMU (12/30) last Monday night, finishing with 12 points and a career-high 12 rebounds
- Junior **Max Boursiquot** recorded his second and third double-doubles during the Detroit two-game swing at Eastern Michigan (12/17) and Detroit Mercy (12/19)
- Boursiquot tallied 10 points and 10 rebounds against the Eagles and the Titans
- Senior **Bolden Brace** leads the team with 13 career double-doubles, including consecutive double-doubles vs. Hofstra (1/9) and at Charleston (1/16)

### Current players with double-doubles

Bolden Brace vs. Maine (11/20/16)	10 pts, 10 rebs
Bolden Brace at Hofstra (1/25/18)	14 pts, 10 rebs
Bolden Brace vs. Towson (2/22/18)	10 pts, 11 rebs
Bolden Brace vs. Delaware (12/30/18)	18 pts, 10 rebs
Bolden Brace vs. Charleston (1/17/19)	14 pts, 10 rebs
Bolden Brace vs. Hofstra (2/2/19)	11 pts, 10 rebs
Bolden Brace vs. Elon (2/9/19)	20 pts, 14 rebs
Bolden Brace at Charleston (2/16/19)	13 pts, 11 rebs
Bolden Brace vs. Hofstra (3/12/19)	10 pts, 10 rebs
<b>Bolden Brace at UMass (11/12/19)</b>	<b>20 pts, 12 rebs</b>
<b>Bolden Brace vs. Hofstra (1/9/20)</b>	<b>18 pts, 10 rebs</b>
<b>Bolden Brace at Charleston (1/16/20)</b>	<b>19 pts, 11 rebs</b>
<b>Bolden Brace vs. UNCW (2/13/20)</b>	<b>11 pts, 14 rebs</b>
Max Boursiquot vs. Drexel (1/12/17)	17 pts, 11 rebs
<b>Max Boursiquot at Eastern Michigan (12/17/19)</b>	<b>10 pts, 10 rebs</b>
<b>Max Boursiquot at Detroit (12/19/19)</b>	<b>10 pts, 10 rebs</b>
<b>Shaquille Walters at JMU (12/30/19)</b>	<b>12 pts, 12 rebs</b>

**Bolden Brace (13 career, 4 in 2019-20)**

**Max Boursiquot (3 career, 2 in 2019-20)**

**Shaquille Walters (1 in 2019-20)**



## 2019-20 TEAM LEADERS

	Leader	Northeastern
<b>Scoring:</b>	Hofstra, 76.4	4th, 71.5
<b>Defense:</b>	Towson, 66.0	2nd, 66.3
<b>FT%:</b>	<b>Northeastern, .801</b>	
<b>FG%:</b>	Delaware, .478	2nd, .473
<b>FG% Defense:</b>	Towson .404	10th, .456
<b>3PT FG%:</b>	<b>Northeastern, .368</b>	
<b>3PT FG% Defense:</b>	Hofstra, .307	6th, .325
<b>REB Offense:</b>	James Madison, 37.8	10th, 31.2
<b>REB Defense:</b>	<b>Northeastern, 29.8</b>	
<b>REB Margin:</b>	Towson, +5.7	4th, +1.5
<b>Blocked Shots:</b>	William & Mary, 4.1	10th, 1.6
<b>Assists:</b>	Drexel, 14.8	4th, 13.1
<b>Steals:</b>	<b>Northeastern, 8.0</b>	
<b>T/O Margin:</b>	Hofstra, +2.40	3rd, +1.07
<b>Assist/Turnover:</b>	Elon, 1.1	4th, 1.1
<b>Offensive Rebs:</b>	Towson, 11.5	10th, 7.3
<b>Defensive Rebs:</b>	William & Mary, 27.7	10th, 24.0
<b>3PT Per Game:</b>	Elon, 10.1	2nd, 8.0

### 2019-20 CAA PLAYER OF THE WEEK

<b>N11</b>	<b>Jordan Roland, Sr.-R, G, Northeastern</b>	<b>40.5 ppg, 4.0 rpg</b>
N18	Andy Van Vliet, Sr., F, William & Mary	21.5 ppg, 9.0 rpg
N25	Desure Buie, Sr., G, Hofstra	15.0 ppg, 6.0 apg
02	Justyn Mutts, So., F, Delaware	19.0 ppg, 13.0 rpg
09	Nathan Knight, Sr., F, William & Mary	29.0 ppg, 11.0 rpg
016	Nate Darling, Jr., G, Delaware	29.0 ppg, 5.0 apg
	Brian Fobbs, Sr., G, Towson	33.0 ppg, 3.0 rpg
023	Eli Pemberton, Sr., G, Hofstra	23.0 ppg, 5.0 rpg
031	Desure Buie, Sr., G, Hofstra	25.0 ppg, 6.0 rpg
J6	Nathan Knight, Sr., F, William & Mary	19.0 ppg, 11.5 rpg
	Grant Riller, Sr., G, Charleston	28.5 ppg, 8.5 rpg
J13	Allen Bertrand, So., G, Towson	20.5 ppg, 68% FG
J20	Camren Wynter, So., G, Drexel	23.5 ppg, 4.5 apg
J27	Nate Darling, Sr., G, Delaware	22.5 ppg, 4.5 rpg
F3	Desure Buie, Sr., G, Hofstra	20.0 ppg, 9.0 apg
	Grant Riller, Sr., G, Charleston	32.0 ppg, 4.0 apg
F10	Nate Darling, Jr., G, Delaware	30.5 ppg, .516 FG%
	Marcus Sheffield II, Sr., G, Elon	24.5 ppg, 10.0 rpg
F17	Nathan Knight, Sr., F, William & Mary	30.5 ppg, 9.5 rpg
F24	Desure Buie, Sr., G, Hofstra	25.6 ppg, 7.5 apg

### 2019-20 CAA ROOKIE OF THE WEEK

<b>N11</b>	<b>Tyson Walker, Fr., G, Northeastern</b>	<b>13.0 ppg, 3.5 rpg</b>
N18	Julien Wooden, Fr., F, James Madison	16.5 ppg, 5.0 rpg
<b>N25</b>	<b>Tyson Walker, Fr., G, Northeastern</b>	<b>15.0 ppg, 5.0 apg</b>
02	Michael Christmas, Fr., F, James Madison	9.0 ppg, 8.0 rpg
09	Hunter Woods, Fr., G, Elon	16.5 ppg, 6.5 rpg
016	Hunter McIntosh, Fr., G, Elon	15.0 ppg, 3.0 apg
023	Shykeim Phillips, Fr., G, UNCW	9.5 ppg, 4.0 apg
<b>031</b>	<b>Tyson Walker, Fr., G, Northeastern</b>	<b>15.0 ppg, 5.0 apg</b>
<b>J5</b>	<b>Tyson Walker, Fr., G, Northeastern</b>	<b>21 ppg, 2.5 apg</b>
J13	Zac Ervin, Fr., G, Elon	18.0 ppg, .500 3FG%
J20	Shykeim Phillips, Fr., G, UNCW	13.0 ppg, 3.5 rpg
J27	Jason Gibson, Fr., G, Towson	17.0 ppg, .611 FG%
F3	Hunter McIntosh, Fr., G, Elon	13.0 ppg, 3.5 rpg
F10	Imajae Dodd, Fr., F, UNCW	7.5 ppg, 6.5 rpg
F17	Hunter McIntosh, Fr., G, Elon	16.0 ppg, 5.0 rpg
F24	Hunter McIntosh, Fr., G, Elon	17.5 ppg, 4.5 apg

### ROLAND NAMED TO OSCAR ROBERTSON TROPHY WATCH LIST

- **Jordan Roland** is currently No. 6 in the NCAA in scoring (22.7)
- A native of Syracuse, N.Y., **Roland** leads the CAA with six 30-point games
- **Roland** is just 1 of 2 CAA players to be named to the Watch List, joining William & Mary's Nathan Knight



### A HISTORIC NIGHT

- In their 100-year history, Northeastern had never beaten an opponent by 57 points until Tuesday night at Holy Cross (11/19), 101-44
- The Huskies outscored the Crusaders 63-23 in the opening half, the most points scored in the first 20 minutes since scoring 60 vs. Lasell on Nov. 22, 2005
- The 101 points scored were the most by a Northeastern team since finishing with 102 vs. Cal State Northridge on Nov. 25, 2005

### NCAA APPEARANCES

- The Huskies made their ninth ever appearance in the NCAA tournament in 2019, posting a record of 3-9 in the Big Dance
- Head Coach **Bill Coen** made his ninth appearance in the Big Dance and second as a head coach last season
- Coen previously helped Rhode Island make two tournament appearances as an assistant coach (1993, 1997), while helping Boston College to five tournaments as an assistant/associate head coach (2001, 2002, 2004, 2005, 2006)

### NORTHEASTERN ATHLETICS FEATURED ON 98.5 THE SPORTS HUB (WBZ-FM)

- Northeastern and 98.5 The Sports Hub - Boston's radio home for sports - announced a new media partnership featuring the HD digital radio broadcast rights to select Northeastern athletic games for the 2019-20 season
- In addition to the 98.5 HD2 Channel broadcasts, a limited number of Northeastern contests will also air live on the network's flagship station, 98.5 FM The Sports Hub (WBZ-FM)

### ROLAND NAMED LOU HENSON AWARD NATIONAL PLAYER OF THE WEEK; CAA PLAYER OF THE WEEK (NOV. 11, 2019)

- Senior **Jordan Roland** scored a program-best 39 points to open a season on the road in a five-point win over a BU, 72-67 (11/5/19)
- He followed that up with a single-game school record 42 points in a five-point win over Harvard (11/8/19)
- The redshirt senior led the country in scoring through Dec. 19th, and has remained inside the top eight all season long

## Northeastern at CAA tournament

#1 seed   1-1	#6 seed   2-3
#2 seed   5-1, 1 championship	#7 seed   1-2
#3 seed   3-0, 1 championship	#8 seed   0-0
#4 seed   0-0	#9 seed   0-0
#5 seed   4-3	#10 seed   0-1

### 2006

First Round: #5 Northeastern 74, #12 James Madison 56 ^  
 Quarterfinal: #5 Northeastern 71, #4 Old Dominion 63 ^  
 Semifinal: #1 UNCW 69, #5 Northeastern 58 ^

### 2007

First Round: #5 Northeastern 77, #12 Delaware 67 ^  
 Quarterfinal: #4 Drexel 64, #5 Northeastern 50 ^

### 2008

First Round: #6 Northeastern 73, #11 James Madison 55 ^  
 Quarterfinal: #2 George Mason 63, #6 Northeastern 52 ^

### 2009

Quarterfinal: #11 Towson 58, #3 Northeastern 54 ^

### 2010

Quarterfinal: #2 Northeastern 74, #7 Hofstra 71 (2OT) ^  
 Semifinal: #3 William & Mary 47, #2 Northeastern 45 ^

### 2011

Quarterfinal: #7 Delaware 60, #10 Northeastern 58 ^

### 2012

First Round: #7 Northeastern 57, #10 William & Mary 49 ^  
 Quarterfinal: #2 VCU 75, #7 Northeastern 65 ^

### 2013

Semifinal: #1 Northeastern 69, #4 George Mason 67 ^  
 Final: #3 James Madison 57, #1 Northeastern 70 ^

### 2014

Quarterfinal: #5 Northeastern 90, #4 Drexel 81 !  
 Semifinal: #1 Delaware 87, #5 Northeastern 74 !

### 2015

Quarterfinal: #3 Northeastern 67, #6 Delaware 64 \$  
 Semifinal: #3 Northeastern 78, #2 UNCW 71 \$  
**Final: #3 Northeastern 72, #1 William & Mary 61 \$**

### 2016

Quarterfinal: #6 Northeastern 71, #3 Towson 60 \$  
 Semifinal: #2 UNCW 73, #6 Northeastern 70 \$

### 2017

Quarterfinal: #3 Towson 82, #6 Northeastern 54 %

### 2018

Quarterfinal: #2 Northeastern 74, #7 Delaware 50 %  
 Semifinal: #2 Northeastern 79, #6 UNCW 52 %  
 Final: #1 Charleston 83, #2 Northeastern 76 (OT) %

### 2019

Quarterfinal: #2 Northeastern 80, #10 UNCW 59 %  
 Semifinal: #2 Northeastern 70, #2 Charleston 67 %  
**Final: #2 Northeastern 82, #1 Hofstra 74 %**

\* - Hartford, Conn.

% - Vestal, N.Y.

# - Newark, Del.

& - Walter Brown Arena (Boston, Mass.)

^ - Richmond (Va.) Coliseum

! - Baltimore (Md.) Arena

\$ - Royal Farms Arena (Baltimore, Md.)

% - N. Charleston Coliseum (N. Charleston, S.C.)

## HUSKIES CLIMBING THE RECORD BOOK POINTS

1.	2,709	Reggie Lewis (122 games)	1983-87
20.	1,186	Kevin McDuffie (123 games)	1984-88
21.	1,185	Bennet Davis (123 games)	2003-07
22.	1,172	Chip Rucker (106 games)	1977-81
23.	1,170	Jack Malvey (74 games)	1961-64
24.	1,161	Jonathan Lee (98 games)	2009-13
<b>25.</b>	<b>1,155</b>	<b>Jordan Roland (62 games)</b>	<b>2018-20</b>
26.	1,143	Andre LaFleur (128 games)	1983-87
27.	1,125	Bill Colby (64 games)	1955-58
<b>28.</b>	<b>1,120</b>	<b>Bolden Brace (126 games)</b>	<b>2016-20</b>
29.	1,114	Harry Barnes (79 games)	1965-68

## FREE THROW PERCENTAGE

<b>1.</b>	<b>.898</b>	<b>Jordan Roland (185-206)</b>	<b>2018-20</b>
2.	.851	Joel Smith (205-241)	2009-13
3.	.843	Mark Jellison (229 attempts)	1970-73
4.	.830	David Walker (347-418)	2012-16
5.	.822	Dave Caligaris (396-482)	1974-78
6.	.815	Pete Harris (467-573)	1977-81
7.	.814	Leo Osgood (355 attempts)	1966-69
<b>8.</b>	<b>.811</b>	<b>Bolden Brace (180-222)</b>	<b>2016-20</b>
9.	.798	Jonathan Lee (305-382)	2009-13

## 3-POINTERS MADE

1.	255	J.J. Barea (109 games)	2002-06
2.	250	David Walker (133 games)	2012-16
3.	243	Joel Smith (120 games)	2009-13
4.	223	Matt Janning (128 games)	2006-10
<b>5.</b>	<b>216</b>	<b>Bolden Brace (127 games)</b>	<b>2016-20</b>
6.	204	Quincy Ford (130 games)	2011-16
<b>7.</b>	<b>182</b>	<b>Jordan Roland (63 games)</b>	<b>2018-20</b>

## 3-POINT FG ATTEMPTS

1.	795	J.J. Barea	2002-06
2.	653	David Walker	2012-16
3.	645	Matt Janning	2006-10
4.	609	Joel Smith	2009-13
5.	585	Quincy Ford	2011-16
<b>6.</b>	<b>581</b>	<b>Bolden Brace</b>	<b>2016-20</b>
7.	505	Chaisson Allen	2007-11
8.	486	Aaron Davis	2001-06
9.	463	Marcus Barnes	2003-05
<b>10.</b>	<b>454</b>	<b>Jordan Roland</b>	<b>2018-20</b>

## 3-POINT FG PERCENTAGE

1.	.453	John Williams	1984-88
2.	.436	Donnell Gresham	2015-19
3.	.404	Jonathan Lee	2009-13
<b>4.</b>	<b>.401</b>	<b>Jordan Roland</b>	<b>2018-20</b>
5.	.399	Joel Smith	2009-13
6.	.382	David Walker	2012-16
7.	.380	Bobby Kelly	2003-07
8.	.379	Harold Miller	1995-99
9.	.376	Javorie Wilson	2002-04
<b>10.</b>	<b>.372</b>	<b>Bolden Brace</b>	<b>2016-20</b>

# THE LAST TIME IT HAPPENED...

## LAST TIME A NORTHEASTERN PLAYER...

Scored 40+ Points	42** by Jordan Roland vs. Harvard (11/8/19)
Scored 35-39 Points	38 by Jordan Roland at UNCW (1/18/20)
	39 by Jordan Roland at Boston University (11/5/19)
Scored 30-34 Points	33 by Jordan Walker at Charleston (1/16/20)
	32 by Tyson Walker vs. Elon (1/2/20)
	33 by Jordan Roland at James Madison (12/30/19)
Scored 30 Or More Points In Back-To-Back Games	
	Jordan Roland at Charleston (33 points, 1/16/20) and UNCW (38 points, 1/18/20)
	Jordan Roland at BU (39 points, 11/5/19) and vs. Harvard (42 points, 11/8/19)
	J.J. Barea at Cornell (35 points, 11/20/04) and at Harvard (30 points, 11/27/04)
Scored 25 or More Points in Back-to-Back Games	
	Jordan Roland vs. Hofstra (32 pts, 2/8/20) and vs. UNCW (27 pts, 2/13/20)
	Jordan Roland vs. Drexel (26 points, 1/23/20); vs. Delaware (27 pts, 1/25/20)
Scored 20 or More Points in Five Consecutive Games	
	Jordan Roland (1/9/20-1/25/20); vs. Hofstra (28 points, 1/9), at Charleston (33 points, 1/16), at UNCW (38 points, 1/18), vs. Drexel (26 points, 1/23), vs. Delaware (27 points, 1/25)
Grabbed 20 Rebounds	21 by Dan Callahan vs. Vermont (3/4/95)
Grabbed 15-19 Rebounds	19 by Quincy Ford vs. Lipscomb (11/21/15)
Grabbed 10 Offensive Rebounds	11 by Sylbrin Robinson vs. Loyola (Md.) (1/2/03)
Made 15+ Field Goals	15 by Jordan Roland at BU (11/5/19)
Made 10-14 Field Goals	12 by Jordan Roland at James Madison (12/30/19)
Attempted 25+ Field Goals	26 by Bolden Brace at Elon (2/23/17)
Attempted 20-24 Field Goals	20 by Jordan Roland vs. Delaware (1/25/20)
Made 8+ 3-pointers	8 by Jordan Roland vs. Hofstra (1/9/20)
Made 7 3-pointers	7 by Vasa Pusica vs. Hofstra (3/12/19)
Made 6 3-pointers	6 by Jordan Roland at Holy Cross (11/19/19)
	6 by Jordan Roland vs. ODU (11/16/19)
	6 by Jordan Roland vs. Harvard (11/8/19)
Attempted 15+ 3-pointers	20 by Bolden Brace at Elon (2/23/17)
Attempted 10+ 3-pointers	11 by Jordan Roland vs. Hofstra (1/9/20)
Made 15+ Free Throws	18 by Jon Lee vs. George Mason (2/22/12)
Made 10+ Free Throws	10 by Jordan Roland vs. UNCW (2/13/20)
	10 by Jordan Roland vs. Harvard (11/8/19)
Attempted 20+ Free Throws	20 by T.J. Williams vs. Towson (1/28/17)
Attempted 15+ Free Throws	15 by T.J. Williams vs. Boston University (11/11/16)
Had 15 Assists	15 by Bill Loughnane vs. Delaware (12/29/77)**
Had 10+ Assists	11 by Donnell Gresham at Bucknell (11/28/18)
Had 6 Steals	6 by Shawn O'ceus at Elon (2/24/18)
Had 5 Steals	5 by Vasa Pusica vs. Towson (2/23/19)
Had 5 Blocks	5 by Anthony Green at Elon (2/23/17)
Converted A 4-Point Play	Jordan Roland vs. Delaware (1/25/20)
	Jordan Roland vs. ODU (11/16/19)
Posted Back-to-Back Double-Doubles	
	Bolden Brace (18 pts, 10 rebs) vs. Hofstra (1/9/20) and
	(19 pts, 11 rebs) at Charleston (1/16/20)
	Max Boursiquot (10 pts, 10 rebs) at Eastern Michigan (12/17/19) and
	(10 pts, 10 rebs) at Detroit Mercy (12/19/19)
Hit A Shot In The Closing Seconds To Send A Game To Overtime	
	Demetrius Pollard hit a 3-pointer with one second left in regulation (1/11/14 at Drexel) to tie the game at 67. The game would eventually go into double overtime, with Drexel taking the 93-88 win.
Hit A Shot At The Buzzer To Win A Game	Vasa Pusica drove to the basket from halfcourt with 5.3 seconds remaining, laying in the game-winner against William & Mary for a 69-67 victory at the buzzer (2/17/18)
Hit A Closing-Seconds Shot To Win A Game	Jeremy Miller layed in a pass from Caleb Donnelly cutting to the basket to defeat eventual No. 1 seed in the CAA, UNCW with 0.8 seconds left in the Huskies 65-63 victory in Wilmington (1/2/16)
Scored 20 or more points in a first half	21 by Jordan Roland at James Madison (12/30/19)
	21 by Jordan Roland at Holy Cross (11/19/19)
Scored 20 or more points in a second half	25 by Jordan Roland vs. Hofstra (1/9/20)
	23 by Jordan Roland vs. Harvard (11/8/19)
	21 by Jordan Roland at Boston University (11/5/19)
Had A Triple-Double	
	T.J. Williams with 26p, 12a, 11r at Elon (2/23/17)
	Shawn James with 17p, 14r, 11b vs. James Madison (2/15/06)
Northeastern Player Made SportCenter's Top 10 Plays	
	Jordan Roland made an acrobatic 3-pointer with his left hand at Delaware to earn the No. 4 play of the night on ESPN
Opponent Made SportCenter's Top 10 Plays	
	Sean East II threw in an 80-footer at the buzzer of the first half to give UMass the lead, 36-34, made No. 1 on SC Top 10 plays (11/12/19).

## LAST TIME NORTHEASTERN...

Scored 130+ Points	152 points vs. Loyola Marymount (11/24/90)
Scored 120-129 Points	128 vs. Suffolk (12/3/84)
Allowed 120+ Points	123 vs. Loyola Marymount (11/24/90)
Scored 110-119 Points	112 at Tufts (1/29/73)
Allowed 110+ Points	110 vs. Bradley (12/26/86)
Scored 105-109 Points	107 vs. UNCW (2/3/18)
Allowed 105-109 Points	107 at Pennsylvania (12/21/74)
Scored 100-104 Points	101 at Holy Cross (11/19/19)
Allowed 100-104 Points	100 vs. UNCW (2/3/18)
Scored 90+ Points	90 at Drexel (3/2/19)
Allowed 90+ Points	94 at William & Mary (2/2/16)
Scored 60 Points in a Half	63 (1st) at Holy Cross (11/19/19)
Opponent scored 60 Points in a Half	60 (2nd) vs. Drexel (3/8/2014)
Did Not Score 20+ Points in a Half	17 at UNCW (2/25/17)
Opponent Did Not Score 20+ Points in a Half	17 by Drexel (1st) (1/23/20)
	17 by Towson (1st) (12/28/19)
Grabbed 50 Rebounds	50 at Louisiana Tech (12/20/11)
Made 40 Field Goals	42 vs. Lasell (11/22/05), 42-of-66
Made 35-39 Field Goals	39 at Holy Cross (11/19/19)
Attempted 90 Field Goals	106 vs. Loyola Marymount (11/24/90)
Attempted 80 Field Goals	81 at UConn (12/6/04)
Attempted 70 Field Goals	70 at Elon (1/10/19)
Made 20+ 3-pointers	21 vs. Delaware (1/5/17)**
Made 15+ 3-pointers	15 vs. Weber State (11/27/19)
	16 at Holy Cross (11/19/19)
Made 10+ 3-pointers	12 at Charleston (1/16/20)
	12 at James Madison (12/30/19)
	11 vs. ODU (11/16/19)
	11 vs. Harvard (11/8/19)
Attempted 35+ 3-pointers	36 at Elon (2/23/17)
Attempted 30-34 3-pointers	31 at James Madison (12/30/19)
Made 35 Free Throws	35 at James Madison (35-41) (2/18/16)
Was Perfect from the FT line	19-for-19 at Elon (2/11/20)
Had 30 Assists	31 vs. George Mason (12/4/93)
Had 25 Assists	25 at William & Mary (1/18/18)
Had 20-24 Assists	23 at James Madison (12/30/19)
	23 at Holy Cross (11/19/19)
Had 20 Steals	20 vs. Wentworth (11/17/15)**
Had 15-19 Steals	16 vs. Cornell (12/2/12)
Had 10-14 Steals	14 at Elon (2/11/20)
	13 at Holy Cross (11/19/19)
Had 12 Blocks	12 vs. Lasell (11/22/05), 10 by Shawn James
Never trailed in a game	W, 77-57 vs. JMU (2/27/20)
	W, 71-63 vs. UNCW (2/13/20)
	W, 79-69 vs. Weber State (11/27/19)
	W, 84-79 vs. Harvard (11/8/19)
Overcame a 21+-Point Deficit To Win	
	George Mason held a 24 point lead; NU won 69-67 (3/10/13)
Overcame a 15-20 Point Deficit To Win	
	Charleston held a 15-point lead with 16:15 left; NU won 79-76 (1/16/20)
	Kent State held a 17-point lead; NU won 73-70 (11/27/16); Charleston held a 16-point lead; NU won 73-72 (2/9/17)
Overcame a 10-Point Deficit To Win	
	UNCW led 41-28 with 2:45 left in the first; Northeastern won 81-77
	E. Michigan led 30-16 with 7:07 left in the first; Northeastern won 81-67
Overcame a 15-Point Halftime Deficit To Win	
	Kent State held a 17-point halftime lead; NU won 73-70 (11/27/16); Charleston held a 16-point lead; NU won 73-72 (2/9/17)
Overcame a 10-Point Halftime Deficit To Win	
	UNCW led 44-33 (11) with at the half; Northeastern won 81-77
Did Not Make A 3-Pointer	at Fairfield (0-11) (12/15/13)
Active 3-point streak	215 games
Had Six Players Score In Double Figures in Same Game	6 vs. Hofstra (2/5/14)
Had Two Players Record Double-Doubles in Same Game	
	Donnell Gresham (16p, 11a) and Tomas Murphy (21p, 12r) at Bucknell (11/28/18)
Had Three Players Record Double-Doubles in Same Game	
	Anthony Green (14p, 12r), Vasa Pusica (16p, 10a) and Bolden Brace (14p, 10r) at Hofstra (1/25/18)
Had Players Record a Triple-Double and Double-Double in Same Game	
	T.J. Williams (26p, 12a, 11r) and Anthony Green (11p, 11r) at Elon (2/23/17)
Northeastern Did Not Have A Player Score in Double Figures	
	Jan. 28, 2006 at UNCW
Active Double-Digit Scoring Streak	458 games
Opponent Did Not Have A Player Score in Double Figures	
	57-48 win vs. Fairfield, highest scorer had 9 points (11/29/14)
Had Three Players Score 20+ Points in Same Game	
	W, 72-60 vs. Elon (2/9/19); Vasa Pusica (23), Jordan Roland (21), Bolden Brace (20)
	W, 93-83 vs. Drexel (12/28/18); Vasa Pusica (29), Anthony Green (21), Jordan Roland (21)
Northeastern Player/Coach was Called for a Technical Foul	
	Coach Coen at Charleston (1/16/20) in 2nd half
	Shaquille Walters at UMass (11/12/19) for hanging on the rim
	Shaquille Walters at Detroit Mercy (12/19/19)

## HAMILTON '83 | 14TH SEASON | 2018 CAA COACH OF THE YEAR

- 2013 & 2018 NABC District 10 Coach of the Year
- 2013 USBWA District I Coach of the Year
- 2013 Hugh Durham National Coach of the Year Finalist

# BILL COEN

- 32 All-CAA selections in 13 seasons
- 22 former players signed professional contracts

## THE COEN FILE

Reigning CAA Coach of the Year **Bill Coen** enters his 14th season as head coach of the Northeastern basketball program in 2019-20. He is currently second in school history with 239 wins, trailing Jim Calhoun's 250 from 1972-86. Coen advanced into second all-time in CAA history with 161 CAA wins (league+postseason) trailing only former George Mason, and current Miami (FL) coach, Jim Larranaga (185, 1998-2011).

Coen is widely regarded for his ability to evaluate and develop talented players. In his 13 seasons at Northeastern, NU players have earned 32 All-CAA honors, including 10 first team accolades and seven All-Rookie selections. Nineteen of Coen's former players have earned professional contracts and eight Huskies remain active in professional basketball.

Coen's teams have proven that they are contenders in the CAA. The Huskies have finished .500 or better in 10 of Coen's 13 seasons at the helm, including back-to-back 14-win seasons in 2017-18 and 2018-19. Northeastern also has appeared in the CAA Tournament quarterfinals in all 13 seasons under Coen, advanced to the semifinals seven times, and to the title game four times, including back-to-back appearances and two Championship titles, one in 2014-15 and the other in 2018-19. Since Coen took the reins of the Northeastern men's basketball program 13 seasons ago, Northeastern has accomplished the best win percentage among current CAA teams in conference and CAA tournament play.

In 2018-19, Coen and the Huskies captured the CAA Tournament title for the second time in the last five seasons, returning to the NCAA Tournament. The Huskies finished with a 23-11 record, netting back-to-back 20-win seasons for the first time during Coen's tenure and the first time as a program since four-straight 20-win seasons from 1983-87. The Huskies brought a seven-game win-streak into the national tournament where they faced blue blood and No. 17 Kansas in the second round. Following these accomplishments, Coen was tabbed as a finalist for the Hugh Durham National Coach of the Year Award for the second time in his career (2013). Coen coached Vasa Pusica to All-CAA First team, NABC First Team All-Region and USBWA All-District honors while Jordan Roland earned a spot on the All-CAA Third Team.

### HEAD COACH ASSOCIATE HEAD COACH ASSISTANT COACH

Northeastern (2006-present)  
Boston College (2001-06)  
Boston College (1997-2001)  
Rhode Island (1989-97)  
Hamilton (1987-89)

### PLAYER


Hamilton (1979-83)

### HONORS

CAA Coach of the Year (2018)  
USBWA District I Coach of the Year (2010 & 2013)  
NABC District 10 Co-Coach of the Year (2013 & 2018)  
NEB Hall of Fame Division I Coach of the Year (2009)  
Hugh Durham National Coach of the Year Finalist (2013)

	Overall	CAA	Postseason
2006-07	13-19	9-9	CAA Quarterfinals
2007-08	14-17	9-9	CAA Quarterfinals
2008-09	19-13	12-6	CAA Quarterfinals; CBI Quarterfinals
2009-10	20-13	14-4	CAA Semifinals; NIT First Round
2010-11	11-20	6-12	
2011-12	14-17	9-9	CAA Quarterfinals
2012-13	20-13	14-4 (1st)	CAA Championship; NIT First Round
2013-14	11-21	7-9	CAA Semifinals
2014-15	23-12	12-6 (T-1st)	NCAA 2nd Round, CAA Champs
2015-16	18-15	9-9	CAA Semifinals
2016-17	15-16	8-10	CAA Quarterfinals
2017-18	23-10	14-4	CAA Championship
2018-19	23-11	14-4	NCAA 1st Round CAA Champs
2019-20	15-14	9-8	
<b>TOTAL</b>	<b>239-211</b>	<b>146-103</b>	

## ON THE BENCH...



**Chris Markwood**  
Associate Head Coach

Sixth season  
Maine '05

- Enters his sixth season with the Huskies and second as associate head coach of the program
- Works primarily with the perimeter players
- Came to Northeastern after three seasons as an assistant coach at the University of Vermont (2011-14), where he helped lead the Catamounts to three straight postseason appearances, including an NCAA tournament berth in 2011-12 and an NIT invitation in 2013-14
- Began his coaching career with his alma mater, the University of Maine, where he served as an assistant coach for five seasons
- Began his playing career at Notre Dame before transferring to Maine for his final two seasons of eligibility
- The 2000 Maine Gatorade Player of the Year



**Brian McDonald**  
Assistant Coach

10th season  
Northeastern '10

- The former Northeastern student-athlete begins his 10th season on Huntington Avenue after four years as one of the Huskies' leaders on the court
- Works primarily with the guards
- Walked on to the team in 2006, Bill Coen's second year as a head coach of the Huskies
- Appeared in 38 career games for the Huskies and helped lead the team to back-to-back postseason appearances in 2009 and 2010
- Began his coaching career at Northeastern immediately following his playing career
- One of two Northeastern Alums on the coaching staff



**Manny Adako**  
Assistant Coach

Second season  
Northeastern '10

- Returns to his alma mater after a seven-year professional basketball career that saw stops in Holland, Egypt, Qatar, and Dubai
- Helped his teams to the Qatar Emir League Cup in 2014, as well as Qatar Prince's Cup victories in 2015 and 2016
- He has earned postseason accolades a total of five times in his career
- A CAA All-Conference honoree, he finished his career ranked 14th all-time at Northeastern in career scoring (1,209) and fourth in career field goal percentage (.541)
- During his time as a Husky, he posted the sixth and seventh-best seasons all-time from the field (.568 and .566)
- Already a Double Husky graduating from Northeastern in 2010 with a bachelor's degree and completing his master's in Informatics from the College of Professional Studies in March 2017



**Tom Murphy**  
Director of  
Basketball Advancement

14th season  
Springfield '60


- Formerly serving as Associate Head Coach of NU for four seasons, enters his 14th season with the program
- Responsible for head coach Bill Coen's development as a player and a coach
- Has 36 years of head coaching experience, spending 34 at Hamilton College where he coached Coen
- Gave Coen his first coaching job at Hamilton where he was an assistant under him from 1987-89
- Posted a 602-263 record, leading Hamilton to 30 postseason berths and 16 seasons of 20 or more wins.
- Inducted into the New York, Utica & SUNY halls of fame & was named the March of Dimes Coach of the Year in 1999
- A five-time New York State Coach of the Year, a three-time District Coach of the Year and was named the National Coach of the Year in 1979
- Coached 20 All-Americans and a pair of National Players of the Year



**Danny Young**  
Director of  
Basketball Operations

Third season  
Northeastern '15

- Enters his third season as the director of basketball operations with Northeastern
- As an undergrad, Young was the head manager for the Huskies and played a key role in helping Northeastern return to the NCAA Tournament in 2015 for the first time in 24 years
- Young was involved in all aspects of the operation including video, travel logistics and player assistance working under and learning from an esteemed group of coaches and staff while at Northeastern including current head coach Bill Coen; current UMass Lowell head coach Pat Duquette; current Dartmouth head coach, Dave McLaughlin; current video analyst for the Oklahoma City Thunder Steve Scalzi; and current Director of Performance for the Boston Celtics Art Horne
- While a student, Young also assisted former Northeastern athletic director and NCAA men's basketball selection committee member, Peter Roby, on all facets regarding Roby's committee duties



**Nate Bocko**  
Athletic Trainer

Second season (with  
MBB)  
Vermont '14

- Bocko joined Northeastern University sports performance staff at the start of the 2016-17 season and after serving two seasons as the primary athletic trainer for the men's soccer program has transitioned to work with the men's basketball program in 2018-19
- Bocko came to Northeastern after spending two seasons working with the University of Vermont men's lacrosse team
- He graduated with a bachelor's degree from UVM in 2014
- During his time at Vermont, Bocko also worked toward a Master's of Science in exercise science and rehabilitation online through California University of Pennsylvania

# 2019-20 SEASON/CAREER HIGHS

## #00 JASON STRONG

Category	Season High	Career High
Points	18 at Holy Cross (11/19/19)	18 at Holy Cross (11/19/19)
Rebounds	9 at Detroit Mercy (12/19/19)	9 at Detroit Mercy (12/19/19)
Assists	3, vs. Hofstra (1/9/20)	3, vs. Hofstra (1/9/20)
Steals	2 vs. Hofstra (1/9/20)	2 vs. Hofstra (1/9/20)
Blocks	1 (4x), Last at Hofstra (2/8/20)	1 (8x), Last at Hofstra (2/8/20)
Minutes	24 at Hofstra (2/8/20)	24 at Hofstra (2/8/20)
FG Made	7 at Holy Cross (11/19/19)	7 (2x), Last at Holy Cross (11/19/19)
FG Att.	8 (3x), Last at Hofstra (2/8/20)	10 at Vermont (12/16/18)
3-pt. FG Made	4 at Holy Cross (11/19/19)	4 at Holy Cross (11/19/19)
3-pt. FG Att.	4 (2x) Last vs. JMU (2/27/20)	5 vs. Davidson (11/18/18)
FT Made	4 vs. Drexel (1/23/20)	3 vs. Drexel (1/23/20)
FT Attempts	4 (3x) Last at Delaware (2/20/20)	4 (3x) Last at Delaware (2/20/20)

## #1 VITO CUBRILLO

Category	Season High	Career High
Points	3 vs. JMU (2/27/20)	Same
Rebounds	1 (2x) Last vs. JMU (2/27/20)	Same
Assists	1 at Holy Cross (11/19/19)	Same
Steals	-	-
Blocks	-	-
Minutes	9 at Holy Cross (11/19/19)	Same
FG Made	1 vs. JMU (2/27/20)	Same
FG Att.	4 at Holy Cross (11/19/19)	Same
3-pt. FG Made	1 vs. JMU (2/27/20)	Same
3-pt. FG Att.	4 at Holy Cross (11/19/19)	Same
FT Made	-	-
FT Attempts	-	-

## #2 TYSON WALKER

Category	Season High	Career High
Points	42 at UNCW (1/18/20)	Same
Rebounds	5 (4x), Last at Delaware (2/20/20)	Same
Assists	6 (3x), Last vs. Delaware (1/25/20)	Same
Steals	4 (2x) Last at Elon (2/1/20)	Same
Blocks	2 vs. Davidson (12/7/19)	Same
Minutes	39 vs. Delaware (1/25/20)	Same
FG Made	12 vs. Elon (1/2/20)	Same
FG Att.	17 vs. Elon (1/2/20)	Same
3-pt. FG Made	4 vs. Elon (1/2/20)	Same
3-pt. FG Att.	7 vs. Elon (1/2/20)	Same
FT Made	4 (3x), Last at UNCW (1/18/20)	Same
FT Attempts	6 at UNCW (1/18/20)	Same

## #10 GREG EBOIGBODIN

Category	Season High	Career High
Points	13 vs. Weber State (11/27/19)	13 vs. Weber State (11/27/19)
Rebounds	9 vs. South Alabama (11/25/19)	9 vs. South Alabama (11/25/19)
Assists	3 (2x) Last vs. Drexel (1/23/20)	3 (2x) Last vs. Drexel (1/23/20)
Steals	2 (2x), Last vs. South Alabama (11/25/19)	2 (4x), Last vs. South Alabama (11/25/19)
Blocks	2 vs. Drexel (1/23/20)	3 at Wisconsin (1/19/18)
Minutes	34 vs. South Alabama (11/25/19)	34 vs. South Alabama (11/25/19)
FG Made	5 vs. Weber State (11/27/19)	5 (2x), Last vs. Weber State (11/27/19)
FG Att.	7 vs. South Alabama (11/25/19)	7 (2x), Last vs. South Alabama (11/25/19)
3-pt. FG Made	-	-
3-pt. FG Att.	1 (3x) Last vs. JMU (2/27/20)	1 (3x) Last vs. JMU (2/27/20)
FT Made	4 (3x), Last vs. Drexel (1/23/20)	4 (6x), Last vs. Drexel (1/23/20)
FT Attempts	6 vs. Drexel (1/23/20)	6 vs. Drexel (1/23/20)

## #12 JORDAN ROLAND

Category	Season High	Career High
Points	42* vs. Harvard (11/8/19)	* School Record
Rebounds	7(2x) Last vs. Drexel (1/23/20)	7(2x) Last vs. Drexel (1/23/20)
Assists	4 vs. Weber State (11/27/19)	4 (6x), Last vs. Weber State (11/27/19)
Steals	4 (2x), Last at Charleston (1/16/20)	4 (2x), Last at Charleston (1/16/20)
Blocks	1 (6x), Last vs. Elon (1/2/20)	2 (3x), Last vs. UIC (3/20/17)
Minutes	40 (5x), Last at William & Mary (1/30/20)	40(2x) Last at William and Mary (1/30/20)
FG Made	15 at Boston U. (11/5/19)	15 at Boston U. (11/5/19)
FG Att.	24 at Boston U. (11/5/19)	24 at Boston U. (11/5/19)
3-pt. FG Made	8 vs. Hofstra (1/9/20)	8 (2x), Last vs. Hofstra (1/9/20)
3-pt. FG Att.	11 vs. Hofstra (1/9/20)	12 at James Madison (1/26/19)
FT Made	10 (2x) Last vs. UNCW (2/13/20)	10 (3x), Last vs. UNCW (2/13/20)
FT Attempts	13 vs. UNCW (2/13/20)	13 vs. UNCW (2/13/20)

## #13 MYLES FRANKLIN

Category	Season High	Career High
Points	10 at Holy Cross (11/19/19)	10 at Holy Cross (11/19/19)
Rebounds	6 at EMU (12/17/19)	6 at EMU (12/17/19)
Assists	5 (2x), Last at EMU (12/17/19)	5 (2x), Last at EMU (12/17/19)
Steals	2 (2x), Last at Holy Cross (11/19/19)	2 (2x), Last at Holy Cross (11/19/19)
Blocks	1 (2x), Last at Charleston (1/16/20)	1 at Holy Cross (11/19/19)
Minutes	29 vs. Drake (11/26/19)	29 vs. Drake (11/26/19)
FG Made	3 (4x), Last vs. Delaware (1/25/20)	3 (5x), Last vs. Delaware (1/25/20)
FG Att.	8 (2x), Last vs. South Alabama (11/25/19)	8 (2x), Last vs. South Alabama (11/25/19)
3-pt. FG Made	2 (4x), Last vs. Delaware (1/25/20)	2 (5x), Last vs. Delaware (1/25/20)
3-pt. FG Att.	4 (2x), Last at Detroit Mercy (12/19/19)	4 (3x), Last at Detroit Mercy (12/19/19)
FT Made	6 vs. Drake (11/26/19)	6 vs. Drake (11/26/19)
FT Attempts	8 vs. Drake (11/26/19)	8 vs. Drake (11/26/19)

## #14 MAXIME BOURSIQUOT

Category	Season High	Career High
Points	18 (2x) Last vs. Charleston (2/15/20)	18 (2x) vs. Charleston (2/15/20)
Rebounds	10 (2x), Last at Detroit Mercy (12/19/19)	13 at Drexel (1/2/17)
Assists	5 at Drexel (2/22/20)	5 (2x) Last at Drexel (2/22/20)
Steals	4 (2x) Last vs. UNCW (2/13/20)	4 (2x) vs. UNCW (2/13/20)
Blocks	1 (5x), Last vs. UNCW (2/13/20)	1 (15x), Last vs. UNCW (2/13/20)
Minutes	32 (2x) Last at Drexel (2/22/20)	47 at Elon (2/23/17)
FG Made	9 vs. Charleston (2/15/20)	9 vs. Charleston (2/15/20)
FG Att.	11 (2x) Last vs. Charleston (2/15/20)	15 at Oakland (12/20/16)
3-pt. FG Made	2 (2x), Last vs. Davidson (12/7/19)	3 (3x), Last vs. James Madison (1/7/18)
3-pt. FG Att.	5 vs. Davidson (12/7/19)	5 vs. Davidson (12/7/19)
FT Made	4 (3x) Last vs. UNCW (2/13/20)	4(5x) Last vs. UNCW (2/13/20)
FT Attempts	7 vs. UNCW (2/13/20)	7 vs. UNCW (2/13/20)

## #20 BOLDEN BRACE

Category	Season High	Career High
Points	22 at Detroit Mercy (12/19/19)	40 at Elon (2/23/17)
Rebounds	14 vs. UNCW (2/13/20)	14 (2x) Last vs. UNCW (2/13/20)
Assists	8 at JMU (12/30/19)	9 vs. Hofstra (3/12/19)
Steals	4 (2x) Last at Delaware (2/20/20)	4 (2x) Last at Delaware (2/20/20)
Blocks	1 (4x), Last at Delaware (2/20/20)	2 (5x), Last vs. Kansas (3/21/19)
Minutes	39 at EMU (12/17/19)	50 at Elon (2/23/17)
FG Made	7 (5x), Last vs. Drexel (1/23/20)	14 at Elon (2/23/17)
FG Att.	14 at Charleston (1/16/20)	26 at Elon (2/23/17)
3-pt. FG Made	4 (3x), Last at Charleston (1/16/20)	10 at Elon (2/23/17)
3-pt. FG Att.	9, at Charleston(1/16/20)	20 at Elon (2/23/17)
FT Made	6 (2x) Last at Drexel (2/22/20)	6 (5x), Last at Drexel (2/22/20)
FT Attempts	7 at Drexel (2/22/20)	7 (3x), Last at Drexel (2/22/20)

## #21 GUILIEN SMITH

Category	Season High	Career High
Points	20 vs. JMU (2/27/20)	29 at Bryant (12/22/16)
Rebounds	6 vs. Charleston (2/15/20)	6 (2x) Last vs. Charleston (2/15/20)
Assists	2 (4x), Last vs. JMU (2/27/20)	5 (3x), Last at Penn (3/3/17)
Steals	2 (2x) Last at Elon (2/1/20)	3 (3x), Last vs. Columbia (2/18/17)
Blocks	1(2x) Last vs. Drexel (1/23/20)	1 (5x), Last vs. Drexel (1/23/20)
Minutes	36 vs. JMU (2/27/20)	37 vs. Columbia (2/18/17)
FG Made	7 vs. JMU (2/27/20)	10 at Bryant (12/22/16)
FG Att.	11 vs. JMU (2/27/20)	18 at Bryant (12/22/16)
3-pt. FG Made	5 vs. JMU (2/27/20)	5 (2x) Last vs. JMU (2/27/20)
3-pt. FG Att.	9 vs. JMU (2/27/20)	9 (2x) Last vs. JMU (2/27/20)
FT Made	3 (2x) Last vs. UNCW (2/13/20)	10 at LIU Brooklyn (12/18/16)
FT Attempts	4 vs. UNCW (2/13/20)	12 at LIU Brooklyn (12/18/16)

## #22 QUIRIN EMANGA

Category	Season High	Career High
Points	5 at Holy Cross (11/19/19)	Same
Rebounds	5 at Holy Cross (11/19/19)	Same
Assists	1 (3x) Last at Delaware (2/20/20)	Same
Steals	2 at Holy Cross (11/19/19)	Same
Blocks	2 vs. Elon (1/2/20)	Same
Minutes	16 at Holy Cross (11/19/19)	Same
FG Made	2 at Holy Cross (11/19/19)	Same
FG Att.	4 at Holy Cross (11/19/19)	Same
3-pt. FG Made	1 (4x), Last at Delaware (2/20/20)	Same
3-pt. FG Att.	3 at Holy Cross (11/19/19)	Same
FT Made	-	-
FT Attempts	-	-

## #24 SHAQUILLE WALTERS

Category	Season High	Career High
Points	16 at Drexel (2/22/20)	20 vs. La Verne (11/10/17)
Rebounds	12 at JMU (12/30/19)	12 at JMU (12/30/19)
Assists	6 (2x) Last vs. JMU (2/27/20)	6 (2x) Last vs. JMU (2/27/20)
Steals	3 at JMU (12/30/19)	3 at JMU (12/30/19)
Blocks	2 at Detroit Mercy (12/19/19)	2 at Detroit Mercy (12/19/19)
Minutes	37 vs. Davidson (12/7/19)	37 vs. Davidson (12/7/19)
FG Made	6 (2x) Last vs. JMU (2/27/20)	8 vs. La Verne (11/10/17)
FG Att.	12 at Hofstra (2/8/20)	12 at Hofstra (2/8/20)
3-pt. FG Made	2 vs. Weber State (11/27/19)	2 vs. Weber State (11/27/19)
3-pt. FG Att.	4 (5x), Last at UNCW (1/18/20)	4 (5x), Last at UNCW (1/18/20)
FT Made	5 at Drexel (2/22/20)	5 at Drexel (2/22/20)
FT Attempts	5 at Drexel (2/22/20)	5 at Drexel (2/22/20)

## #33 TOMAS MURPHY

Category	Season High	Career High
Points	18 at UMass (11/12/19)	21 (3x), Last vs. Towson (2/23/19)
Rebounds	5 at UMass (11/12/19)	12 (2x), Last vs. Towson (2/23/19)
Assists	2 (2x), Last vs. ODU (11/16/19)	7 vs. Eastern Michigan (12/1/18)
Steals	1 vs. ODU (11/16/19)	2 (3x), Last vs. Towson (2/23/19)
Blocks	2 vs. Harvard (11/8/19)	Same
Minutes	32 at UMass (11/12/19)	37 vs. Towson (2/23/19)
FG Made	9 at UMass (11/12/19)	9 at UMass (11/12/19)
FG Att.	12 at UMass (11/12/19)	14 at Bucknell (11/28/18)
3-pt. FG Made	-	3 at Boston U. (11/10/17)
3-pt. FG Att.	1 vs. ODU (11/16/19)	6 at Boston U. (11/10/17)
FT Made	2 at Boston U. (11/5/19)	5 (4x), Last vs. William & Mary (2/17/18)
FT Attempts	2 (2x), Last vs. Harvard (11/8/19)	6 (4x), Last vs. William & Mary (2/17/18)

# 2019-20 SEASON STATS

## THE STAT CREW SYSTEM Northeastern Combined Team Statistics (as of Feb 28, 2020) All games

RECORD:	OVERALL	HOME	AWAY	NEUTRAL
ALL GAMES	15-14	7-5	7-7	1-2
CONFERENCE	9-8	5-3	4-5	0-0
NON-CONFERENCE	6-6	2-2	3-2	1-2

##	Player	gp-gs	min	avg	Total		3-Point		F-Throw		Rebounds				pf	dq	a	to	blk	stl	pts	avg
					fg-fga	fg%	3fg-fga	3fg%	ft-fa	ft%	off	def	tot	avg								
12	Roland, Jordan	29-29	1060	36.6	227-462	.491	83-208	.399	120-134	.896	16	87	103	3.6	47	0	50	51	7	49	657	22.7
02	Walker, Tyson	28-28	863	30.8	115-257	.447	31-91	.341	35-54	.648	11	47	58	2.1	72	1	97	60	6	50	296	10.6
20	Brace, Bolden	29-29	938	32.3	94-216	.435	48-132	.364	54-65	.831	41	149	190	6.6	63	1	64	38	4	34	290	10.0
33	Murphy, Tomas	4-4	117	29.3	17-24	.708	0-1	.000	3-4	.750	5	6	11	2.8	10	0	6	8	3	1	37	9.3
14	Boursiquot, Maxime	27-22	639	23.7	95-172	.552	9-25	.360	26-37	.703	32	100	132	4.9	85	3	32	58	5	46	225	8.3
24	Walters, Shaquille	28-25	722	25.8	76-164	.463	13-49	.265	35-42	.833	11	101	112	4.0	59	1	49	50	6	19	200	7.1
00	Strong, Jason	29-0	346	11.9	42-86	.488	10-24	.417	13-23	.565	15	41	56	1.9	31	0	16	11	4	4	107	3.7
21	Smith, Guillien	25-2	294	11.8	28-66	.424	18-40	.450	12-15	.800	5	19	24	1.0	17	0	14	15	2	11	86	3.4
13	Franklin, Myles	27-0	356	13.2	28-71	.394	15-40	.375	17-22	.773	8	20	28	1.0	31	0	28	30	2	8	88	3.3
10	Eboigbodin, Greg	27-6	365	13.5	25-53	.472	0-3	.000	19-21	.905	36	77	113	4.2	67	1	19	21	5	6	69	2.6
22	Emanga, Quirin	18-0	101	5.6	6-14	.429	4-10	.400	0-0	.000	2	14	16	0.9	6	0	3	4	2	3	16	0.9
01	Cubrilto, Vito	9-0	24	2.7	1-8	.125	1-7	.143	0-0	.000	1	1	2	0.2	0	0	1	1	0	0	3	0.3
Team											28	33	61				7					
Total.....		29	5825		754-1593	.473	232-630	.368	334-417	.801	211	695	906	31.2	488	7	379	354	46	231	2074	71.5
Opponents.....		29	5825		700-1536	.456	187-576	.325	337-471	.715	208	655	863	29.8	450	-	304	385	68	155	1924	66.3

TEAM STATISTICS	NU	OPP
SCORING	2074	1924
Points per game	71.5	66.3
Scoring margin	+5.2	-
FIELD GOALS-ATT	754-1593	700-1536
Field goal pct	.473	.456
3 POINT FG-ATT	232-630	187-576
3-point FG pct	.368	.325
3-pt FG made per game	8.0	6.4
FREE THROWS-ATT	334-417	337-471
Free throw pct	.801	.715
F-Throws made per game	11.5	11.6
REBOUNDS	906	863
Rebounds per game	31.2	29.8
Rebounding margin	+1.5	-
ASSISTS	379	304
Assists per game	13.1	10.5
TURNOVERS	354	385
Turnovers per game	12.2	13.3
Turnover margin	+1.1	-
Assist/turnover ratio	1.1	0.8
STEALS	231	155
Steals per game	8.0	5.3
BLOCKS	46	68
Blocks per game	1.6	2.3
ATTENDANCE	13616	32028
Home games-Avg/Game	12-1135	14-2210
Neutral site-Avg/Game	-	3-363

Score by Periods	1st	2nd	OT	Totals
Northeastern	1031	1035	8	2074
Opponents	890	1024	10	1924

Date	Opponent		Score	Att.
11/05/19	at Boston University	W	72-67	1171
11/08/19	HARVARD	W	84-79	1557
11/12/19	at UMass	L	71-80	2145
11/16/19	ODU	L	69-76	2209
11/19/19	at Holy Cross	W	101-44	1432
11/25/19	vs South Alabama	L	62-74	346
11/26/19	vs Drake	L	56-59	427
11/27/19	vs Weber State	W	79-69	317
12/04/19	MAINE	W	78-63	628
12/07/19	DAVIDSON	L	63-70	1501
12/17/19	at Eastern Michigan	L	55-60	1077
12/19/19	at Detroit Mercy	W	74-61	1151
* 12/28/19	at Towson	W	61-45	1102
* 12/30/19	at James Madison	W	88-72	1890
* 01/02/20	ELON	W	77-68	631
* 01/04/20	WILLIAM & MARY	L	64-66	901
* 01/09/20	HOFSTRA	L	72-74	1202
* 01/16/20	at Col. of Charleston	W	79-76	4340
* 01/18/20	at UNCW	Lot	74-76	3212
* 01/23/20	DREXEL	W	85-52	794
* 01/25/20	DELAWARE	L	74-76	1017
* 02/01/20	at Elon	L	69-74	2023
* 01/30/20	at William & Mary	L	58-59	3405
* 02/08/20	at Hofstra	L	71-75	3835
* 02/13/20	UNCW	W	71-63	802
* 02/15/20	COL. OF CHARLESTON	W	65-51	1473
* 02/20/20	at Delaware	L	48-70	2561
* 02/22/20	at Drexel	W	77-68	1594
* 02/27/20	JAMES MADISON	W	77-57	901

\* = Conference game

**THE STAT CREW SYSTEM**  
**Northeastern Combined Team Statistics (as of Feb 28, 2020)**  
**CAA games only**

<b>RECORD:</b>	<b>OVERALL</b>	<b>HOME</b>	<b>AWAY</b>	<b>NEUTRAL</b>
ALL GAMES	9-8	5-3	4-5	0-0
CONFERENCE	9-8	5-3	4-5	0-0
NON-CONFERENCE	0-0	0-0	0-0	0-0

##	Player	gp-gs	min	avg	Total		3-Point		F-Throw		Rebounds				pf	dq	a	to	blk	stl	pts	avg
					fg-fga	fg%	3fg-fga	3fg%	ft-fa	ft%	off	def	tot	avg								
12	Roland, Jordan	17-17	612	36.0	137-287	.477	45-120	.375	69-79	.873	14	54	68	4.0	25	0	27	27	3	28	388	22.8
02	Walker, Tyson	16-16	524	32.8	70-159	.440	18-60	.300	21-33	.636	6	31	37	2.3	43	1	57	31	3	28	179	11.2
20	Brace, Bolden	17-17	565	33.2	55-131	.420	23-75	.307	43-50	.860	24	92	116	6.8	32	0	43	22	1	23	176	10.4
14	Boursiquot, Maxime	17-17	418	24.6	66-120	.550	2-13	.154	16-23	.696	20	67	87	5.1	55	2	19	33	3	31	150	8.8
24	Walters, Shaquille	16-15	434	27.1	48-96	.500	7-19	.368	19-22	.864	6	62	68	4.3	33	0	33	29	3	12	122	7.6
21	Smith, Guillien	17-2	254	14.9	23-50	.460	13-31	.419	11-13	.846	4	17	21	1.2	15	0	13	11	1	11	70	4.1
00	Strong, Jason	17-0	207	12.2	24-51	.471	3-11	.273	8-17	.471	8	20	28	1.6	19	0	9	5	1	3	59	3.5
13	Franklin, Myles	15-0	160	10.7	12-28	.429	4-15	.267	1-2	.500	2	11	13	0.9	15	0	8	12	1	3	29	1.9
10	Eboigbodin, Greg	17-1	177	10.4	8-23	.348	0-2	.000	10-12	.833	21	35	56	3.3	41	1	7	12	3	1	26	1.5
22	Emanga, Quirin	10-0	59	5.9	3-7	.429	2-4	.500	0-0	.000	1	8	9	0.9	3	0	3	3	2	1	8	0.8
01	Cubriilo, Vito	6-0	15	2.5	1-4	.250	1-3	.333	0-0	.000	1	1	2	0.3	0	0	0	1	0	0	3	0.5
Team											14	20	34					3				
Total.....		17	3425		447-956	.468	118-353	.334	198-251	.789	121	418	539	31.7	281	4	219	189	21	141	1210	71.2
Opponents.....		17	3425		410-892	.460	109-324	.336	193-262	.737	105	413	518	30.5	264	-	187	237	34	76	1122	66.0

<b>TEAM STATISTICS</b>	<b>NU</b>	<b>OPP</b>
SCORING	1210	1122
Points per game	71.2	66.0
Scoring margin	+5.2	-
FIELD GOALS-ATT	447-956	410-892
Field goal pct	.468	.460
3 POINT FG-ATT	118-353	109-324
3-point FG pct	.334	.336
3-pt FG made per game	6.9	6.4
FREE THROWS-ATT	198-251	193-262
Free throw pct	.789	.737
F-Throws made per game	11.6	11.4
REBOUNDS	539	518
Rebounds per game	31.7	30.5
Rebounding margin	+1.2	-
ASSISTS	219	187
Assists per game	12.9	11.0
TURNOVERS	189	237
Turnovers per game	11.1	13.9
Turnover margin	+2.8	-
Assist/turnover ratio	1.2	0.8
STEALS	141	76
Steals per game	8.3	4.5
BLOCKS	21	34
Blocks per game	1.2	2.0
ATTENDANCE	7721	23962
Home games-Avg/Game	8-965	9-2662
Neutral site-Avg/Game	-	0-0

<b>Date</b>	<b>Opponent</b>	<b>Score</b>	<b>Att.</b>
* 12/28/19	at Towson	W 61-45	1102
* 12/30/19	at James Madison	W 88-72	1890
* 01/02/20	ELON	W 77-68	631
* 01/04/20	WILLIAM & MARY	L 64-66	901
* 01/09/20	HOFSTRA	L 72-74	1202
* 01/16/20	at Col. of Charleston	W 79-76	4340
* 01/18/20	at UNCW	Lot 74-76	3212
* 01/23/20	DREXEL	W 85-52	794
* 01/25/20	DELAWARE	L 74-76	1017
* 02/01/20	at Elon	L 69-74	2023
* 01/30/20	at William & Mary	L 58-59	3405
* 02/08/20	at Hofstra	L 71-75	3835
* 02/13/20	UNCW	W 71-63	802
* 02/15/20	COL. OF CHARLESTON	W 65-51	1473
* 02/20/20	at Delaware	L 48-70	2561
* 02/22/20	at Drexel	W 77-68	1594
* 02/27/20	JAMES MADISON	W 77-57	901

\* = Conference game

<b>Score by Periods</b>	<b>1st</b>	<b>2nd</b>	<b>OT</b>	<b>Totals</b>
Northeastern	590	612	8	1210
Opponents	517	595	10	1122

# 2019-20 GAME-BY-GAME STATS

## THE STAT CREW SYSTEM Northeastern Team Game-by-Game (as of Feb 28, 2020) All games

### TEAM STATISTICS

Opponent	Date	Score		Total		3-Pointers		Free throws		Rebounds				pf	a	t/o	blk	stl	pts	avg
				fg-fga	pct	3fg-fga	pct	ft-fa	pct	off	def	tot	avg							
at Boston University	11/05/19	72-67	W	28-55	.509	5-16	.313	11-14	.786	5	26	31	31.0	18	10	12	1	10	72	72.0
HARVARD	11/08/19	84-79	W	28-51	.549	11-19	.579	17-22	.773	5	23	28	29.5	19	10	10	3	5	84	78.0
at UMass	11/12/19	71-80	L	28-58	.483	8-25	.320	7-8	.875	9	25	34	31.0	17	18	13	0	6	71	75.7
ODU	11/16/19	69-76	L	24-51	.471	11-22	.500	10-12	.833	6	20	26	29.8	16	12	18	3	7	69	74.0
at Holy Cross	11/19/19	101-44	W	39-65	.600	16-29	.552	7-9	.778	11	31	42	32.2	11	23	14	3	13	101	79.4
vs South Alabama	11/25/19	62-74	L	24-55	.436	6-19	.316	8-10	.800	7	13	20	30.2	18	9	16	2	9	62	76.5
vs Drake	11/26/19	56-59	L	18-39	.462	5-17	.294	15-20	.750	2	25	27	29.7	19	7	19	3	4	56	73.6
vs Weber State	11/27/19	79-69	W	26-47	.553	15-26	.577	12-13	.923	3	22	25	29.1	20	16	19	0	6	79	74.2
MAINE	12/04/19	78-63	W	27-53	.509	10-24	.417	14-16	.875	10	19	29	29.1	14	13	10	1	13	78	74.7
DAVIDSON	12/07/19	63-70	L	22-51	.431	7-25	.280	12-14	.857	4	24	28	29.0	15	13	8	3	5	63	73.5
at Eastern Michigan	12/17/19	55-60	L	18-55	.327	11-31	.355	8-11	.727	15	19	34	29.5	18	10	14	4	6	55	71.8
at Detroit Mercy	12/19/19	74-61	W	25-57	.439	9-24	.375	15-17	.882	13	30	43	30.6	22	19	12	2	6	74	72.0
at Towson	12/28/19	61-45	W	22-53	.415	6-20	.300	11-13	.846	6	33	39	31.2	16	9	14	1	6	61	71.2
at James Madison	12/30/19	88-72	W	31-61	.508	12-31	.387	14-21	.667	7	34	41	31.9	18	23	11	1	6	88	72.4
ELON	01/02/20	77-68	W	28-56	.500	9-20	.450	12-15	.800	2	24	26	31.5	10	12	5	3	9	77	72.7
WILLIAM & MARY	01/04/20	64-66	L	27-62	.435	6-19	.316	4-5	.800	7	18	25	31.1	12	11	8	2	11	64	72.1
HOFSTRA	01/09/20	72-74	L	28-57	.491	9-20	.450	7-8	.875	8	21	29	31.0	17	18	14	0	8	72	72.1
at Col. of Charleston	01/16/20	79-76	W	28-58	.483	12-26	.462	11-12	.917	6	24	30	30.9	15	14	12	2	9	79	72.5
at UNCW	01/18/20	74-76	Lot	26-63	.413	8-29	.276	14-22	.636	10	28	38	31.3	22	6	10	0	7	74	72.6
DREXEL	01/23/20	85-52	W	32-58	.552	9-17	.529	12-14	.857	7	27	34	31.5	20	16	7	3	9	85	73.2
DELAWARE	01/25/20	74-76	L	27-53	.509	7-21	.333	13-14	.929	3	20	23	31.0	20	15	12	1	10	74	73.2
at Elon	02/01/20	69-74	L	22-57	.386	6-21	.286	19-19	1.000	12	15	27	30.9	15	8	12	1	14	69	73.0
at William & Mary	01/30/20	58-59	L	24-52	.462	3-11	.273	7-14	.500	5	27	32	30.9	20	10	12	1	7	58	72.4
at Hofstra	02/08/20	71-75	L	26-57	.456	6-20	.300	13-14	.929	9	25	34	31.0	25	13	18	2	5	71	72.3
UNCW	02/13/20	71-63	W	24-50	.480	2-14	.143	21-31	.677	6	30	36	31.2	20	13	11	2	8	71	72.3
COL. OF CHARLESTON	02/15/20	65-51	W	26-54	.481	4-21	.190	9-11	.818	8	28	36	31.4	10	10	13	0	10	65	72.0
at Delaware	02/20/20	48-70	L	20-54	.370	6-21	.286	2-6	.333	9	20	29	31.3	12	9	14	1	10	48	71.1
at Drexel	02/22/20	77-68	W	26-51	.510	3-15	.200	22-25	.880	8	22	30	31.3	14	15	11	0	7	77	71.3
JAMES MADISON	02/27/20	77-57	W	30-60	.500	10-27	.370	7-7	1.000	8	22	30	31.2	15	17	5	1	5	77	71.5
Northeastern		2074		754-1593	.473	232-630	.368	334-417	.801	211	695	906	31.2	488	379	354	46	231	2074	71.5
Opponents		1924		700-1536	.456	187-576	.325	337-471	.715	208	655	863	29.8	450	304	385	68	155	1924	66.3

Games played: 29  
Points/game: 71.5  
FG Pct: 47.3  
3FG Pct: 36.8  
FT Pct: 80.1

Rebounds/game: 31.2  
Assists/game: 13.1  
Turnovers/game: 12.2  
Assist/turnover ratio: 1.1  
Steals/game: 8.0  
Blocks/game: 1.6

PLAYER CAREER STATS

MAX BOURSQUOT

CAREER STATISTICS

			FG			3-Point			Free Throw			Rebounds								Scoring	
	GP/GS	MIN/AVG	FG	FGA	PCT	FG	FGA	PCT	FT	FTA	PCT	OFF	DEF	TOT	AVG	AST	BLK	STL	PTS	AVG	
2016-17	31/2	625/20.2	62	127	.488	10	18	.556	29	42	.690	39	91	130	4.2	20	6	10	163	5.3	
2017-18	33/32	648/19.6	87	168	.518	13	40	.325	22	32	.688	35	91	126	3.8	42	7	25	209	6.3	
2018-19	-REDSHIRT SEASON-																				
2019-20	27/22	642/23.8	95	172	.552	9	25	.360	26	37	.703	32	101	133	4.9	31	5	46	225	8.3	
TOTAL	91/56	1915/21.0	244	467	.522	32	83	.386	77	111	.694	106	283	389	4.3	93	18	81	597	6.6	

CAA STATISTICS

	GP/GS		MIN/AVG		FG			3-Point			Free Throw			Rebounds				Scoring			
					FG	FGA	PCT	FG	FGA	PCT	FT	FTA	PCT	OFF	DEF	TOT	AVG	AST	BLK	STL	PTS
2016-17	18/4	404/22.4	36	70	.514	8	14	.571	13	21	.619	22	66	88	4.9	15	4	4	93	5.2	
2017-18	18/18	326/18.1	45	88	.511	7	20	.350	14	19	.737	22	43	65	3.6	19	4	17	111	6.2	
2018-19	-REDSHIRT SEASON-																				
2019-20	17/17	421/24.8	66	120	.550	2	13	.154	16	23	.696	20	68	88	5.2	18	3	31	150	8.8	
TOTAL	53/39	1151/21.7	147	278	.529	17	47	.362	43	63	.683	64	177	241	4.5	52	11	52	354	6.7	

BOLDEN BRACE

CAREER STATISTICS

	GP/GS		MIN/AVG		FG			3-Point			Free Throw			Rebounds				Scoring			
					FG	FGA	PCT	FG	FGA	PCT	FT	FTA	PCT	OFF	DEF	TOT	AVG	AST	BLK	STL	PTS
2016-17	31/9	757/24.4	75	207	.362	56	172	.326	25	31	.806	14	88	102	3.3	49	9	12	231	7.5	
2017-18	33/6	812/24.6	82	178	.461	55	139	.396	42	51	.824	24	132	156	4.7	72	14	21	261	7.9	
2018-19	34/34	1067/31.4	111	235	.472	57	138	.413	59	74	.797	26	181	207	6.1	92	9	32	338	9.9	
2019-20	29/29	932/32.1	94	216	.435	48	132	.364	54	66	.818	41	149	190	6.6	64	4	33	290	10.0	
TOTAL	127/78	3567/28.1	362	836	.433	216	581	.372	180	222	.811	105	550	655	5.2	277	36	98	1120	8.8	

CAA STATISTICS

	GP/GS		MIN/AVG		FG			3-Point			Free Throw			Rebounds				Scoring			
					FG	FGA	PCT	FG	FGA	PCT	FT	FTA	PCT	OFF	DEF	TOT	AVG	AST	BLK	STL	PTS
2016-17	18/6	517/28.7	61	152	.401	45	124	.363	16	18	.889	8	56	64	3.6	37	8	8	183	10.2	
2017-18	18/0	473/26.3	48	99	.485	33	77	.429	27	33	.818	15	84	99	5.5	42	7	12	156	8.7	
2018-19	18/18	625/34.2	69	146	.473	33	80	.413	31	40	.775	14	108	122	6.8	48	5	18	202	11.2	
2019-20	17/17	559/32.9	55	131	.420	23	75	.307	43	51	.843	24	92	116	6.8	43	1	22	176	10.4	
TOTAL	71/41	2164/30.5	233	528	.441	134	356	.376	117	142	.824	61	340	401	5.6	170	21	60	717	10.1	

VITO CUBRILO

CAREER STATISTICS

	GP/GS		MIN/AVG		FG			3-Point			Free Throw			Rebounds				AST		BLK		STL		Scoring	
					FG	FGA	PCT	FG	FGA	PCT	FT	FTA	PCT	OFF	DEF	TOT	AVG							PTS	AVG
2019-20	9/0	24/2.7	1	8	.125	1	7	.143	0	0	.000	1	1	2	0.2	1	0	0	3	0.3					

CAA STATISTICS

	GP/GS		MIN/AVG		FG			3-Point			Free Throw			Rebounds				Scoring			
					FG	FGA	PCT	FG	FGA	PCT	FT	FTA	PCT	OFF	DEF	TOT	AVG	AST	BLK	STL	PTS
2019-20	6/0	15/2.5	1	4	.250	1	3	.333	0	0	.000	1	1	2	0.3	0	0	0	3	0.5	

GREG EBOIGBODIN

CAREER STATISTICS

			FG			3-Point			Free Throw			Rebounds								Scoring	
	GP/GS	MIN/AVG	FG	FGA	PCT	FG	FGA	PCT	FT	FTA	PCT	OFF	DEF	TOT	AVG	AST	BLK	STL	PTS	AVG	
2017-18*	30/2	318/10.6	27	49	.551	0	0	.000	11	25	.440	33	40	73	2.4	8	11	11	65	2.2	
2018-19	-REDSHIRT SEASON-																				
2019-20	27/6	363/13.4	25	53	.472	0	3	.000	19	21	.905	36	77	113	4.2	18	5	6	69	2.6	
TOTAL	57/8	681/11.9	52	102	.510	0	3	.000	30	46	.652	69	117	186	3.3	26	16	17	134	2.4	

\* Stats at Illinois

LEAGUE STATISTICS

			FG			3-Point			Free Throw			Rebounds								Scoring	
	GP/GS	MIN/AVG	FG	FGA	PCT	FG	FGA	PCT	FT	FTA	PCT	OFF	DEF	TOT	AVG	AST	BLK	STL	PTS	AVG	
2017-18*	17/2	238/13.9	24	37	.649	0	0	.000	8	18	.444	21	29	50	3.1	7	8	6	56	3.2	
2018-19	-REDSHIRT SEASON-																				
2019-20	17/1	175/10.3	8	23	.348	0	2	.000	10	12	.833	21	35	56	3.3	6	3	1	26	1.5	
TOTAL	34/3	413/12.1	32	60	.533	0	2	.000	18	30	.600	42	64	106	3.1	13	11	7	82	2.4	
CAA	17/1	175/10.3	8	23	.348	0	2	.000	10	12	.833	21	35	56	3.3	6	3	1	26	1.5	

# PLAYER CAREER STATS

## QUIRIN EMANGA

### CAREER STATISTICS

			FG			3-Point			Free Throw			Rebounds							Scoring	
	GP/GS	MIN/AVG	FG	FGA	PCT	FG	FGA	PCT	FT	FTA	PCT	OFF	DEF	TOT	AVG	AST	BLK	STL	PTS	AVG
2019-20	18/0	96/5.3	6	15	.400	4	10	.400	0	0	.000	2	14	16	0.9	3	2	2	16	0.9

### CAA STATISTICS

	GP/GS		MIN/AVG		FG			3-Point			Free Throw			Rebounds				AST			Scoring	
					FG	FGA	PCT	FG	FGA	PCT	FT	FTA	PCT	OFF	DEF	TOT	AVG				PTS	AVG
2019-20	10/0	54/5.4	3	8	.375	2	4	.500	0	0	.000	1	8	9	1.0	3	2	0	8	0.8		

## MYLES FRANKLIN

### CAREER STATISTICS

	GP/GS		MIN/AVG		FG			3-Point			Free Throw			Rebounds				AST			Scoring	
					FG	FGA	PCT	FG	FGA	PCT	FT	FTA	PCT	OFF	DEF	TOT	AVG				PTS	AVG
2017-18	16/0	58/3.6	5	13	.384	2	8	.250	3	6	.500	0	6	6	0.4	3	0	1	15	0.9		
2018-19	28/1	288/10.3	13	42	.310	7	24	.292	16	26	.615	9	15	24	0.9	21	0	2	49	1.8		
2019-20	27/0	358/13.3	28	71	.394	15	40	.375	17	22	.773	8	20	28	1.0	28	2	9	88	3.3		
TOTAL	71/1	704/9.9	46	126	.365	24	72	.333	36	54	.667	17	41	58	0.8	52	2	12	152	2.1		

### CAA STATISTICS

			FG			3-Point			Free Throw			Rebounds							Scoring	
	GP/GS	MIN/AVG	FG	FGA	PCT	FG	FGA	PCT	FT	FTA	PCT	OFF	DEF	TOT	AVG	AST	BLK	STL	PTS	AVG
2017-18	5/0	10/2.0	1	3	.333	0	2	.000	0	2	.000	0	1	1	0.2	0	0	1	2	0.4
2018-19	14/0	133/9.5	8	18	.444	5	12	.417	9	15	.600	6	4	10	0.7	10	0	1	30	2.1
2019-20	15/0	162/10.8	12	28	.429	4	15	.267	1	2	.500	2	11	13	0.9	8	1	4	29	1.9
TOTAL	34/0	305/9.0	21	49	.429	9	29	.310	10	19	.526	8	16	24	0.7	18	1	6	61	1.8

## TOMAS MURPHY

### CAREER STATISTICS

			FG			3-Point			Free Throw			Rebounds								Scoring	
	GP/GS	MIN/AVG	FG	FGA	PCT	FG	FGA	PCT	FT	FTA	PCT	OFF	DEF	TOT	AVG	AST	BLK	STL	PTS	AVG	
2017-18	33/0	533/16.2	88	155	.568	4	16	.250	37	49	.755	39	40	79	2.4	26	3	4	217	6.6	
2018-19	31/8	590/19.0	100	198	.505	13	28	.464	37	50	.740	35	70	105	3.4	27	4	12	250	8.1	
2019-20	4/4	117/29.3	17	24	.708	0	1	.000	3	4	.750	5	6	11	2.8	6	3	1	37	9.3	
TOTAL	68/12	1230/18.1	205	377	.544	17	45	.378	77	103	.748	79	116	195	2.9	59	10	17	504	7.4	

### CAA STATISTICS

			FG			3-Point			Free Throw			Rebounds							Scoring	
	GP/GS	MIN/AVG	FG	FGA	PCT	FG	FGA	PCT	FT	FTA	PCT	OFF	DEF	TOT	AVG	AST	BLK	STL	PTS	AVG
2017-18	18/0	291/16.2	53	87	.609	1	5	.200	26	30	.867	21	22	43	2.4	13	1	3	133	7.4
2018-19	15/1	266/17.7	48	88	.545	9	16	.563	10	13	.769	18	32	50	3.3	8	2	7	115	7.7
2019-20	DNP																			
TOTAL	33/1	557/16.9	101	175	.577	10	21	.476	36	43	.837	39	54	93	2.8	21	3	10	248	7.5

## JORDAN ROLAND

### CAREER STATISTICS

	GP/GS	MIN/AVG	FG	FGA	PCT	FG	FGA	PCT	FT	FTA	PCT	OFF	DEF	TOT	AVG	AST	BLK	STL	PTS	AVG
2015-16*	35/0	163/4.7	11	45	.244	2	14	.143	17	22	.773	5	9	14	0.4	5	1	5	41	1.2
2016-17*	35/11	703/20.1	88	185	.476	43	103	.417	16	23	.696	16	54	70	2.0	48	10	27	235	6.7
2017-18	-REDSHIRT SEASON-																			
2018-19	34/24	1038/30.5	167	370	.451	99	246	.402	65	72	.903	16	65	81	2.4	58	8	40	498	14.6
2019-20	29/29	1057/36.4	227	462	.491	83	208	.399	120	134	.896	16	87	103	3.6	50	7	48	657	22.7
TOTAL	133/64	2961/22.3	493	1062	.464	227	571	.398	218	251	.869	53	215	268	2.0	161	26	120	1431	10.8
NU TOTAL	63/53	2095/33.3	394	832	.474	182	454	.401	185	206	.898	32	152	184	2.9	108	15	88	1155	18.3

\* at George Washington

### LEAGUE STATISTICS

	GP/GS	MIN/AVG	FG	FGA	PCT	FG	FGA	PCT	FT	FTA	PCT	OFF	DEF	TOT	AVG	AST	BLK	STL	PTS	AVG
2015-16*	17/0	89/5.2	6	27	.222	1	9	.111	11	13	.846	3	6	9	0.5	2	0	2	24	1.4
2016-17*	18/4	354/19.7	42	93	.452	22	52	.423	4	7	.571	7	21	28	1.6	21	6	13	110	6.1
2017-18	-REDSHIRT SEASON-																			
2018-19	18/12	555/30.8	87	204	.426	51	133	.383	36	41	.878	10	35	45	2.5	32	6	24	261	14.5
2019-20	17/17	609/35.8	137	287	.477	45	120	.375	69	79	.873	14	54	68	4.0	27	3	27	388	22.8
TOTAL	70/33	1607/23.0	272	611	.445	119	314	.379	120	140	.857	34	116	150	2.1	82	15	66	783	11.2
A-10	35/4	443/12.7	48	120	.400	23	61	.377	15	20	.750	10	27	37	1.1	23	6	15	134	3.8
CAA	35/29	1164/33.3	224	491	.456	96	253	.379	105	120	.875	24	89	113	3.2	59	9	51	649	18.5

PLAYER CAREER STATS

GUILIEN SMITH

CAREER STATISTICS

			FG			3-Point			Free Throw			Rebounds				Scoring					
	GP/GS	MIN/AVG	FG	FGA	PCT	FG	FGA	PCT	FT	FTA	PCT	OFF	DEF	TOT	AVG	AST	BLK	STL	PTS	AVG	
2015-16*	28/8	412/14.7	49	129	.380	13	45	.289	29	37	.784	7	30	37	1.3	14	0	11	140	5.0	
2016-17*	27/27	778/28.8	107	248	.431	34	92	.370	76	101	.752	11	84	95	3.5	49	1	20	324	12.0	
2017-18*	3/3	81/27.0	10	29	.345	2	9	.222	9	91	.000	1	6	7	2.3	4	0	2	31	10.3	
2018-19*	17/6	258/15.2	23	73	.315	8	38	.211	16	20	.800	5	29	34	2.0	16	2	8	70	4.1	
2019-20	25/2	296/11.8	28	66	.424	18	40	.450	12	15	.800	5	19	24	1.0	14	2	10	86	3.4	
Total	100/46	1824/18.2	217	545	.398	75	224	.335	142	182	.780	29	168	197	2.0	97	5	51	651	6.5	

\* - at Dartmouth

LEAGUE STATISTICS

	GP/GS		MIN/AVG	FG			3-Point			Free Throw			Rebounds				AST	BLK	STL	Scoring	
				FG	FGA	PCT	FG	FGA	PCT	FT	FTA	PCT	OFF	DEF	TOT	AVG				PTS	AVG
2015-16*	14/3	204/14.6	22	62	.355	4	15	.267	15	21	.714	2	14	16	1.1	6	0	5	63	4.5	
2016-17*	14/14	405/28.9	58	134	.433	15	45	.333	30	45	.667	7	37	44	3.1	25	1	9	161	11.5	
2017-18*	-REDSHIRT SEASON-																				
2018-19*	11/1	128/11.6	11	33	.333	4	18	.222	8	12	.667	3	16	19	1.7	7	1	3	34	3.1	
2019-20	17/2	256/15.1	23	50	.460	13	31	.419	11	13	.846	4	17	21	1.2	13	1	10	70	4.1	
TOTAL	56/20	993/17.7	114	279	.399	36	109	.330	64	91	.703	16	84	100	1.8	51	3	27	328	5.9	
IVY	39/18	737/18.9	91	229	.397	23	78	.295	53	78	.679	12	67	79	2.0	38	2	17	258	6.6	

JASON STRONG

CAREER STATISTICS

			FG			3-Point			Free Throw			Rebounds						Scoring		
	GP/GS	MIN/AVG	FG	FGA	PCT	FG	FGA	PCT	FT	FTA	PCT	OFF	DEF	TOT	AVG	AST	BLK	STL	PTS	AVG
2017-18	10/0	31/3.1	0	11	.000	0	3	.000	0	0	.000	1	1	2	0.2	2	0	0	0	0.0
2018-19	29/3	279/9.6	40	83	.482	10	30	.333	7	10	.700	12	31	43	1.5	6	4	3	97	3.3
2019-20	29/0	349/12.0	42	86	.488	10	24	.417	13	24	.542	15	41	56	1.9	17	4	4	107	3.5
Total	68/3	659/9.7	82	180	.456	20	57	.351	20	34	.588	28	73	101	1.5	25	8	7	204	3.0

CAA STATISTICS

			FG			3-Point			Free Throw			Rebounds						Scoring		
	GP/GS	MIN/AVG	FG	FGA	PCT	FG	FGA	PCT	FT	FTA	PCT	OFF	DEF	TOT	AVG	AST	BLK	STL	PTS	AVG
2017-18	1/0	2/2.0	0	1	.000	0	0	.000	0	0	.000	0	0	0	0.0	0	0	0	0	0.0
2018-19	15/1	106/7.1	8	23	.348	1	8	.125	2	3	.667	3	11	14	0.9	4	2	1	19	1.3
2019-20	17/0	210/12.1	24	51	.471	3	11	.273	8	18	.444	8	20	28	1.6	10	1	3	59	3.5
Total	33/1	318/9.4	32	75	.427	4	19	.211	10	21	.476	11	31	42	1.3	14	3	4	78	2.4

TYSON WALKER

CAREER STATISTICS

	GP/GS		MIN/AVG		FG			3-Point			Free Throw			Rebounds				AST	BLK	STL	Scoring	
					FG	FGA	PCT	FG	FGA	PCT	FT	FTA	PCT	OFF	DEF	TOT	AVG				PTS	AVG
2019-20	28/28	866/30.9	115	258	.446	31	91	.341	35	54	.648	11	46	57	2.0	96	5	49	296	10.6		

CAA STATISTICS

			FG			3-Point			Free Throw			Rebounds								Scoring	
	GP/GS	MIN/AVG	FG	FGA	PCT	FG	FGA	PCT	FT	FTA	PCT	OFF	DEF	TOT	AVG	AST	BLK	STL	PTS	AVG	
2019-20	16/16	527/32.9	70	160	.438	18	60	.300	21	33	.636	6	30	36	2.3	56	2	27	179	11.2	

SHAQUILLE WALTERS

CAREER STATISTICS

			FG			3-Point			Free Throw			Rebounds								Scoring	
	GP/GS	MIN/AVG	FG	FGA	PCT	FG	FGA	PCT	FT	FTA	PCT	OFF	DEF	TOT	AVG	AST	BLK	STL	PTS	AVG	
2017-18*	21/0	311/14.8	31	67	.463	7	22	.318	10	18	.556	2	35	37	1.8	15	3	4	79	3.8	
2018-19	10/0	123/12.3	3	17	.176	0	4	.000	10	14	.714	1	12	13	1.3	7	1	3	16	1.6	
2019-20	28/25	723/25.8	76	164	.463	13	49	.265	35	42	.833	11	101	112	4.0	49	6	20	200	7.1	
TOTAL	59/25	1158/19.6	110	248	.444	20	75	.267	55	74	.743	14	148	162	2.7	72	10	27	295	5.0	
NU TOTAL	38/25	847/22.3	79	181	.436	13	53	.245	45	56	.804	12	113	125	3.3	57	7	23	216	5.7	

\* at Santa Clara

LEAGUE STATISTICS

	GP/GS		MIN/AVG		FG		3-Point			Free Throw			Rebounds				AST	BLK	STL	Scoring	
					FG	FGA	PCT	FG	FGA	PCT	FT	FTA	PCT	OFF	DEF	TOT				AVG	PTS
2017-18*	8/0	112/14.0	7	22	.318	4	10	.400	2	5	.400	1	11	12	1.5	7	3	2	20	2.5	
2018-19	2/0	7/3.5	0	0	.000	0	0	.000	0	0	.000	0	1	1	0.5	0	0	0	0	0.0	
2019-20	16/15	435/27.2	48	96	.500	7	19	.368	19	22	.864	6	62	68	4.3	33	3	13	122	7.6	
TOTAL	26/15	554/21.3	55	118	.466	11	29	.379	21	27	.778	7	74	81	3.1	40	6	15	142	5.5	
CAA	18/15	442/24.6	48	96	.500	7	19	.368	19	22	.864	6	63	69	3.8	33	3	13	122	6.8	