



MEN'S BASKETBALL GAME NOTES

DREXEL (13-15, 6-9) vs. NORTHEASTERN (13-14, 7-8)

Saturday, February 22, 2020

Philadelphia, Pa./Daskalakis Athletic Center

Mike Tuberosa, Associate Athletics Director, Athletic Communications

Email / tuberosa@drexel.edu

Office / 215-895-1591

Cell / 267-258-3714

Website / drexeldragons.com

Twitter / @DrexelMBB

Instagram / @drexelmbb

2019-20 SCHEDULE

Date Opponent..... Time/Result
November

5	at Temple.....	L (70-62)
8	Niagara.....	W (72-64)
10	Abilene Christian.....	W (86-83, OT)
13	at Rutgers.....	L (62-57)
16	at Stephen F. Austin.....	L (82-67)
20	Bryant.....	W (86-74)
25	Rosemont.....	W (84-51)
30	at UMBC.....	L (85-60)

December

4	Princeton.....	W (82-76)
7	La Salle.....	L (71-63)
15	at South Florida.....	L (81-61)
20	vs. Quinnipiac (Atlantic City) W (72-63)	
21	vs. Norfolk St. (Atlantic City) W (53-49)	
28	College of Charleston*.....	L (76-65)
30	UNCW*.....	W (71-66)

January

3	Delaware*.....	W (61-55)
9	at Towson*.....	L (89-73)
11	at James Madison*.....	W (78-71)
16	Elon*.....	W (63-41)
18	William & Mary*.....	W (84-57)
23	at Northeastern*.....	L (85-52)
25	at Hofstra*.....	L (72-59)

February

1	at Delaware*.....	L (80-72)
6	James Madison*.....	W (78-67)
8	Towson*.....	L (76-69)
13	at William & Mary*.....	L (77-72)
15	at Elon*.....	L (75-70)
20	Hofstra*.....	L (81-74)
22	Northeastern*.....	2:00
27	at UNCW*.....	7:00
29	at College of Charleston*.....	4:00

March

	CAA Championship, Washington, D.C. Entertainment & Sports Arena	
7	CAA Opening Round.....	TBA
8	CAA Quarterfinals.....	TBA
9	CAA Semifinals.....	TBA
10	CAA Finals.....	TBA

*CAA Game

Home Games in **Bold**

All dates and times are subject to change

ABOUT DREXEL

Founded 1891
First Yrs. of Basketball 1894-95
2019-20 Record 13-15, 6-9 CAA
Last Game L, vs. Hofstra, 81-74

2018-19 Record 13-19 (7-11 CAA)

Head Coach Zach Spiker
Alma Mater Ithaca, '00
Drexel Record 48-77
Career Record 150-189

Assistant Coaches

Paul Fortier Washington '86
Justin Jennings Penn State Behrand '06
Rob O'Driscoll Villanova '94

NORTHEASTERN

Founded 1898
2019-20 Record 13-14, 7-8 CAA
Last Game L, at Delaware, 70-48

2018-19 Record 23-11 (14-4 CAA)

Head Coach Bill Coen
Alma Mater Hamilton, '83
Northeastern Record 236-210
Career Record 236-210

Assistant Coaches

Chris Markwood Maine, '05
Brian McDonald Northeastern, '10
Manny Adako Northeastern, '10

OPENING TIP

*Drexel is looking to bounce back from an 81-74 loss to Hofstra on Thursday night. In a game that featured 10 lead changes and 12 ties, the Pride used a late 8-0 run to come up with the road win.

*James Butler had one of his best games in a Drexel uniform. The junior had 23 points, 14 rebounds and a career-high nine assists. Butler now has 329 rebounds, the eighth-highest single-season total ever at DU.

*The Dragons are 10-4 here at the Daskalakis Athletic Center and are 5-3 in league play at home. They have lost their last two at the DAC.

*Cam Wynter leads the team with 16 points and 5.3 assists per game. The sophomore is also leading the club with 39 three-pointers.

SERIES HISTORY

All-time Series Drexel leads, 39-27
In Philadelphia Drexel leads, 22-9
Last Meeting 1/23/20, NU won 85-52
First Meeting 1977, NU won 60-52
Last Drexel Win 1/27/18, 68-67
Current Streak Northeastern 4

2019-20 DREXEL DRAGONS

No.	Name (Yr., Pos., Hgt., Wt.)	PPG	RPG	
0	Coletrane Washington (So., G, 6-4, 170)	5.0	0.9	37-83 3-PT FG
Scored 13 last Thursday at W&M...leads the CAA in three-point percentage at .446				
2	Jarvis Doles (Jr., F, 6-9, 215)	2.0	2.0	
Out for the remainder of the season with an injury...played in 30 games last year				
4	Sam Green (Sr., F, 6-6, 230)	5.7	2.5	
One of Drexel's tri-captains...poured in a career-high 16 points at UMBC...had 11 vs. JMU				
5	Zach Walton (Sr., F, 6-6, 205)	12.4	4.1	.708 FT%
Scored 32 points vs. Bryant...had first double-double vs. Elon...scored 21 in loss vs. Hofstra				
11	Camren Wynter (So., G, 6-2, 175)	16.0	4.0	5.3 APG
Scored career-high 31 vs. Princeton and had 30 vs. UNCW...had 14 assists vs. Bryant				
13	Tim Perry, Jr. (So., F, 6-10, 230)	0.6	1.6	
Made his season debut at USEF...played in 27 games a year ago and shot .698 from the floor				
15	Matey Juric (So., G, 5-11, 193)	5.4	1.8	
Had 11 of his 13 points in the second half in win vs. Quinnipiac...has 37 steals				
20	Julian Adams (Sr., G, 6-1, 175)	---	---	
In his second season with the team as a walk-on				
21	Mate Okros (Fr., F, 6-6, 193)	5.3	1.7	34-81 3-PT FG
Had a career-best 14 points vs. Quinnipiac...scored 13 points at Elon and was 3-3 from deep				
23	T.J. Bickerstaff (Fr., F, 6-9, 207)	4.8	3.6	
Had team-high 16 points in his debut at Temple...eighth in CAA in free-throw percentage				
32	Tadas Kararinas (Jr., F, 6-10, 210)	1.6	0.9	
Scored seven points (3-for-3 FG) vs. Princeton...had seven pts. and nine reb. vs. Rosemont				
51	James Butler (Jr., F, 6-8, 242)	13.4	11.87	.531 FG%
Has 18 double-doubles and leads CAA with 11.8 rebounds per game				

NORTHEASTERN ROSTER

NO.	NAME	YR	POS	HT	WT	HOMETOWN/HIGH SCHOOL/PREVIOUS SCHOOL
00	Jason Strong	R-So.	F	6-8	217	Coconut Creek, Fla./Westminster Academy
1	Vito Cubrilo	Fr.	G	6-4	194	Zagreb, Croatia/Sports Gymnasium Zagreb
2	Tyson Walker	Fr.	G	6-0	162	Westbury, N.Y./Christ the King/New Hampton School
10	Greg Eboigbodin	R-So.	F	6-9	225	Benin City, Nigeria/University of Detroit Jesuit/Illinois
12	Jordan Roland	R-Sr.	G	6-1	171	Syracuse, N.Y./Westhill/George Washington
13	Myles Franklin	Jr.	G	6-4	170	Brea, Calif./Villa Park
14	Maxime Boursiquot	R-Jr.	G/F	6-5	211	Ottawa, Ontario/Immaculata/Kent School
20	Bolden Brace	Sr.	G	6-6	225	Santa Barbara, Calif./Santa Barbara
21	Guilien Smith	Gr.	G	6-1	200	Boston, Mass./Catholic Memorial/Dartmouth
22	Quirin Emanga	Fr.	G	6-5	215	Marbach am Neckar, Germany/Otto-Hahn Gym. Ludwigsburg
24	Shaquille Walters	Jr.	G	6-6	190	London, England/London Acad./Lee Acad. (Maine)/Santa Clara
32	Connor Braun	Fr.	F	6-9	200	Tempe, Ariz./Valley Christian
33	Tomas Murphy	Jr.	F	6-8	230	Wakefield, R.I./Northfield Mount Hermon

Head Coach: Billl Coen

Assistant Coaches: Chris Markwood, Brian McDonald, Manny Adako

THE SERIES

Tonight is the 67th meeting between the two schools. They first met back in 1977. The Dragons have a 39-27 advantage against the Huskies overall. Here at the Daskalakis Athletic Center, the Dragons have won 22 of the previous 31 meetings. Earlier this year in Boston, the Huskies raced out to a big early lead and went on to defeat the Dragons, 85-52. Jordan Roland was outstanding for NU and finished the game with 26 points. Bolden Brace was 7-for-8 shooting and added 17 points. James Butler led the Dragons with 16 points and eight rebounds. Overall in the series, NU has won four straight.

ABOUT NORTHEASTERN

The Huskies lost at Delaware on Thursday night, 70-48, and now stand at 7-8 in the CAA standings with three games to play. Northeastern (13-14) had its two game winning streak snapped and is now in a fight for the sixth spot, which gets a bye, in the upcoming CAA Championships.

Roland is one of the top offensive players in the CAA and leads the team with 23 points per game. He shoots better than 49 percent from the floor, 40 percent from deep and has 81 three-pointers. Tyson Walker leads the team with 93 assists and averages just under 11 points per game. Brace has had a solid year and is the other Husky in double figures scoring with 10.1 per game. The Huskies shoot the ball well from the floor (.471) and are second in the CAA in that category. They lead the CAA in steals.

FOLLOW THE DRAGONS

Athletics Department	@DrexelDragons
Men's Basketball	@DrexelMBB
HC Zach Spiker	@Coach_Spiker
Asst. Coach O'Driscoll	@CoachODrexel
Asst. Coach Jennings	@DrexelCoachJJ
Asst. Coach Fortier	@CoachFortier

STATISTICAL COMPARISON

Drexel	Category	NU
69.5.....	Points Per Game.....	71.1
70.7.....	Opp. Points Per Game.....	66.6
-1.2.....	Scoring Margin.....	+4.5
.444.....	Field Goal Pct.....	.471
.447.....	Opp. Field Goal Pct.....	.456
.358.....	3-Point Field Goal Pct.....	.372
.315.....	Opp. 3-Point Field Goal Pct.....	.323
7.5.....	3-Point Field Goals.....	8.1
.708.....	Free Throw Pct.....	.792
35.6.....	Rebounds.....	31.3
+2.6.....	Rebounding Margin.....	+1.3
14.8.....	Assists.....	12.9
14.9.....	Turnovers.....	12.4
5.7.....	Steals.....	8.1

TEAM LEADERS

1. Wynter (16.0)	Pts.	Roland (23.0)
2. Butler (13.4)		Walker (10.7)
3. Walton (12.4)		Brace (10.1)

1. Butler (11.8)	Rebounds	Brace (6.5)
2. Walton (4.1)		Boursiquot (4.8)

Wynter (148).....	Assists.....	Walker (93)
Wynter (44).....	Steals.....	Walker (48)
Butler (28).....	Blocks.....	Roland (7)
Butler (.531).....	FG% (3/G).....	Boursiquot (.548)
Bickerstaff (.836).....	FT% (1/G).....	Roland (.894)
Wynter (39).....	3FG.....	Roland (81)
Washington (.446).....	3FG%.....	Roland (.401)

FOLLOW THE DRAGONS

Facebook

Athletics Department /DrexelDragonsAthletics
Men's Basketball /DrexelUniversityMensBasketball

Instagram

Athletics Department @DrexelAthletics
Men's Basketball @DrexelMBB

2019-20 DREXEL ROSTER

NUMERICAL

NO.	NAME	POS.	CL.	HT.	WT.	HOMETOWN/HIGH SCHOOL/LAST SCHOOL
0	Coletrane Washington	G	So.	6-4	170	Sewickley, Pa./Quaker Valley
2	Jarvis Doles	F	Jr.	6-9	215	Baltimore, Md./Mt. Zion Prep/Hammond
4	Sam Green	F	Sr.	6-6	230	Bowie, Md./Bishop McNamara
5	Zach Walton	G/F	Sr.	6-6	205	Morton, Wash./Morton/Edmonds C.C.
11	Camren Wynter	G	So.	6-2	175	Hempstead, N.Y./Holy Trinity/DME Acad. (Fla.)
13	Tim Perry, Jr.	F	R-So.	6-10	230	Cherry Hill, N.J./Phelps/Cherry Hill East
15	Matey Juric	G	So.	5-11	193	Toronto, Ont./Oakwood/Lake Forest
20	Julian Adams	G	Sr.	6-1	175	York, Pa./Dallastown Area
21	Mate Okros	F	Fr.	6-6	193	Debrecen, Hungary/Myerscough (England)
23	T.J. Bickerstaff	F	Fr.	6-8	207	Atlanta, Ga./Sandy Creek
32	Tadas Kararinas	F	Jr.	6-10	210	Silute, Lithuania/Findlay Prep (Nev.)
51	James Butler	F	Jr.	6-8	228	Fairfax Station, Va./Lake Braddock/Navy

ALPHABETICAL

NO.	NAME	POS.	CL.	HT.	WT.	HOMETOWN/HIGH SCHOOL/LAST SCHOOL
20	Julian Adams	G	Sr.	6-1	175	York, Pa./Dallastown Area
51	James Butler	F	Jr.	6-8	228	Fairfax Station, Va./Lake Braddock/Navy
23	T.J. Bickerstaff	F	Fr.	6-8	207	Atlanta, Ga./Sandy Creek
2	Jarvis Doles	F	Jr.	6-9	215	Baltimore, Md./Mt. Zion Prep/Hammond
4	Sam Green	F	Sr.	6-6	230	Bowie, Md./Bishop McNamara
15	Matey Juric	G	So.	5-11	193	Toronto, Ont./Oakwood/Lake Forest
32	Tadas Kararinas	F	Jr.	6-10	210	Silute, Lithuania/Findlay Prep (Nev.)
21	Mate Okros	F	Fr.	6-6	193	Debrecen, Hungary/Myerscough (England)
13	Tim Perry, Jr.	F	R-So.	6-10	230	Cherry Hill, N.J./Phelps/Cherry Hill East
5	Zach Walton	G/F	Sr.	6-6	205	Morton, Wash./Morton/Edmonds C.C.
0	Coletrane Washington	G	So.	6-4	170	Sewickley, Pa./Quaker Valley
11	Camren Wynter	G	So.	6-2	175	Hempstead, N.Y./Holy Trinity/DME Acad. (Fla.)

Head Coach: Zach Spiker

Assistant Coaches: Rob O'Driscoll, Paul Fortier, Justin Jennings

Coordinator of Operations: Chris Zupko

Graduate Assistant: Kevin Doi

PRONUNCIATION GUIDE

Matey Juric	Muh-tay Yur-itch
Tadas Kararinas	Kar-r-eeen-us
Mate Okros	Mah-tay Oh-kruus

ROSTER BY CLASS

Freshmen (2)

Bickerstaff, Okros

Sophomores (4):

Juric, Perry, Washington, Wynter

Juniors (3):

Butler, Doles, Kararinas

Seniors (3):

Adams, Green, Walton

ROSTER BY STATE

Georgia (1): Bickerstaff
Maryland (2): Doles, Green
New Jersey (2): Perry, Reid
New York (1): Wynter
Pennsylvania (1): Washington
Virginia (1): Butler
Washington (1): Walton

ROSTER BY COUNTRY

Canada (1): Juric
Hungary (1): Okros
Lithuania (1): Kararinas
United States (10)



HEAD COACH ZACH SPIKER

Ithaca '00 · Fourth Season at Drexel

Zach Spiker, who led Army West Point to its most wins in more than 30 years, was named the 26th head coach in Drexel history on March 25, 2016 and the sixth since the school became a Division I member.

Spiker picked up his first victory at Drexel against Hartford in his first game at the Daskalakis Athletic Center on Nov. 18, 2016. Now in his fourth year at Drexel, Spiker's teams have increased their conference win total in each of the last two seasons. The Dragons have had some memorable wins in his brief time in University City. Drexel knocked off Houston, an NCAA Tournament team, at the Paradise Jam in 2017 and also won at city-rival La Salle during the 17-18 season. Spiker's team made national headlines as it rallied from a 34-point deficit to defeat Delaware at the DAC on Feb. 22, 2018. That marked the biggest come-from-behind win in NCAA history.

Spiker's team made national headlines as it rallied from a 34-point deficit to defeat Delaware at the DAC on Feb. 22, 2018. That marked the biggest come-from-behind win in NCAA history.

The Dragons increased their conference win total for the second straight year and averaged 75.8 points per game in 2018-19, their highest average since joining the CAA. Drexel picked up a 79-78 win at the College of Charleston, which snapped the Cougars' 22-game home winning streak, which was the second longest in the nation at that time. Freshman Cam Wynter won the CAA Rookie of the Year Award, joining Chris Fouch and Damion Lee as the only Drexel players to earn the award. Trevor John set a school record by making 103 three-pointers as Drexel finished the year with 237 treys, the third-highest total in school history. Spiker's first team at Drexel made 256 treys, breaking the mark set by the 1995-96 team.

Spiker came to the Dragons from Army West Point, where he spent seven seasons as the head coach of the Black Knights. He won 102 games during his time at West Point, tied with Naismith Hall of Fame coach Bob Knight for second all-time at the Academy. In his final season, Spiker led the Black Knights to a 19-14 record, tied for the best overall mark in the Patriot League. They earned Army's first postseason appearance since another Hall of Famer, Mike Krzyzewski, led them to the National Invitation Tournament in 1978. He is the only coach in Army history to win 15 or more games in four consecutive seasons, a mark the program has not achieved — even under multiple coaches — since 1920-24. Spiker was selected as the 2016 Skip Prosser Man of the Year. He was named the 2013 Patriot League Coach of the Year award and was a finalist for the Hugh Durham Award, presented annually to the nation's top mid-major coach. Spiker was one of seven coaches in the country to receive at least one vote for the AP National Coach of the Year honor that season.

The 2015-16 Black Knights squad was one of the best in recent memory at West Point. The team's 19 wins were the most by Army since the 1977-78 season and the 11 road wins set a school record. Army led the Patriot League in three-pointers and rebounding, and was second in scoring offense (76.9 points). It had top-30 national rankings in rebounds per game (40.58), defensive rebounds (28.21) and three-pointers per game (8.9), as its high-powered offense was one of the quickest in the nation with 75.4 possessions per contest. Its 294 three-pointers made set a program record. The Black Knights hosted quarterfinal and semifinal games in the Patriot League Tournament before falling to eventual champion Holy Cross.

The 2015-16 Black Knights featured some of the most successful players ever to come through the Academy, all recruited and mentored by Spiker. Kyle Wilson finished his career with 2,001 points, becoming the fourth Black Knight and sixth Patriot League player ever to reach the 2,000-point milestone. Wilson's 100 three-pointers this year were second-most all-time in program history. Tanner Plomb finished as the 11th-leading scorer in program annals, netting 1,359 points. Kevin Ferguson, whose 205 career blocked shots are fifth in Patriot League history, concluded his career with 1,059 points. Dylan Cox netted 1,030 points in his career, making the Black Knights the first team in Patriot League history to feature four 1,000-point scorers on the same roster. Over the past four seasons, Spiker's team had 11 All-Patriot League selections, the most in a four-year span in program history.

Spiker's success at West Point did not happen overnight. As a rookie head coach in 2009-10, Spiker's squad won 14 games, the most for any first-year head man with the Academy since Knight's 18-win campaign in 1965-66. The growth continued for the Army program under Spiker's watch, and he joined Knight and Krzyzewski as the only coaches in the program's history to win 65 or more games in their first five seasons. The Black Knights also excelled in the classroom during Spiker's tenure. Nate Hedgecock, who graduated in 2011, was that year's Patriot League Scholar Athlete of the Year and the first Army Academic All-America selection in 22 years.

Prior to West Point, Spiker was an assistant under Steve Donahue at Cornell from 2004-09 and was instrumental in helping Cornell's recruiting efforts that culminated in three consecutive Ivy League titles from 2008-10. With those titles, Cornell became the first Ivy League institution other than Penn or Princeton to win consecutive league crowns. Spiker joined the Cornell staff after spending the 2002-04 seasons at West Virginia under Head Coach John Beilein. While in Morgantown, Spiker was responsible for managing on-campus recruiting visits, assisted with opponent scouting, postgame film breakdown and daily schedules. Spiker earned a master's degree in sport management from West Virginia in 2004. After earning his bachelor's degree in communications from Ithaca College in 2000, Spiker's first collegiate coaching opportunity came at Winthrop University, where he served as a graduate assistant under Gregg Marshall from 2000-02. Both years, the Eagles advanced to the NCAA Tournament after winning the Big South Tournament.

THE CAPTAINS

Drexel has tri-captains for the 2019-20 season. James Butler, Sam Green and Cam Wynter will serve in that role this season. Green is the only senior in that group. Butler is a junior, and Wynter has the distinction of being one of the only sophomore captains in recent memory.

RETURNERS

Drexel returns the majority of its players from a year ago and will have just two new faces. That is a big change from the past few seasons and the staff is hoping the continuity will show on the court. In fact, 10 of the 12 players on the roster competed last season.

MEET THE STAFF

The continuity theme is also seen on Drexel's bench. For the fourth-straight season, Spiker will have the same trio of assistant coaches. Paul Fortier, Rob O'Driscoll and Justin Jennings are all back for their fourth year on the staff. Fortier helped lead Cal Poly to the 2014 Big West title and an NCAA berth. He has been coaching since 2003 with stints at four schools. O'Driscoll was at JMU for eight years. The Dukes won 20 or more games four times, won a CAA title and an NCAA Tournament game. Jennings, an assistant on Spiker's staff at Army, was a head coach at the U.S. Military Academy Prep School and an assistant at Carnegie Mellon. Chris Zupko, Drexel's DOBO, is also back for his fourth year. The only new face on the bench is Kevin Doi, who is a graduate assistant. Doi played two seasons under Spiker as a walk-on.

NEW FACES

As previously mentioned, the Dragons have two new faces on the court this year. T.J. Bickerstaff and Mate Okros are both freshmen on this year's team. Bickerstaff is a 6-foot-8 forward. He comes to Drexel after attending Sandy Creek High School in Tyrone, Ga. Last season, Bickerstaff averaged 15.5 points and 9.0 rebounds for a team that advanced to the semifinals of the 4A state playoffs. Okros comes to Drexel after attending Myerscough College in the United Kingdom. Okros is a 6-foot-5 guard originally from Hungary who can play three positions. He represented Great Britain at the 2018 FIBA U18 European Championships in Latvia. Bickerstaff is averaging 4.8 points and 3.6 rebounds, while Okros is shooting .420 from long range and is averaging 5.3 points per game.

DIALING IT FROM DEEP

The Dragons have become more of a three-point shooting team since Zach Spiker took over on the bench. In his previous three seasons, the Dragons have had three of the school's top four seasons in three-pointers made. In his first year, Drexel set a school mark with 256 treys. Last season, the Dragons

Drexel Single-Season Three Pointers

Year	3's	Att	Pct
2016-17	256	741	.345
1995-96	241	612	.394
2018-19	237	669	.354
2017-18	227	699	.325
2004-05	224	580	.386
2011-12	221	584	.378
1996-97	221	617	.358
2003-04	213	549	.388
1993-94	204	543	.376
1994-95	198	549	.361

Bold indicates a Spiker Coached Team

shot .354 from deep, the highest percentage in the Spiker era, and made 7.4 three-pointers per game. This season, the Dragons have made 10 or more three-pointers in a game on six occasions.

Drexel 3-point shooting under Spiker

2019-20: 211-589 (.358), 7.5 per game

2018-19: 237-669 (.354), 7.4 per game

2017-18: 227-699 (.325), 6.9 per game

2016-17: 256-741 (.345), 8.0 per game

AIMING FOR FORTY FROM DEEP

As mentioned, the Dragons are having one of their top years from long range under Spiker. When the Dragons shoot 40 percent from long range, they have a 7-4 record. They have won four of their last six games when hitting the 40 percent mark. Their best shooting night from long distance came on Saturday at Elon. The Dragons made nine of their 17 three-point attempts, but Elon prevailed, 75-70.

AIMING FOR FORTY ON "D"

One of the biggest improvements from last season to this season for the Dragons is their defense. Last season, Drexel held just three opponents to under 40 percent shooting in a game. This year, Spiker's team has already held eight opponents to 40 percent or less. The Dragons now have a 7-1 record when keeping teams at or below 40%.

Drexel's Top Defensive Game by Pct.

Date.	Opp.	FG%	Pts	DU result
Jan. 16	Elon	.310	41	W
Jan. 11	JMU	.356	71	W
Nov. 25	Rosemont	.368	51	W
Jan. 18	W&M	.373	57	W
Nov. 13	Rutgers	.373	62	L

GUARDING THE STRIPE

One of the big priorities defensively for Drexel has been guarding the three-point line. Drexel has done just that, holding opponents to a .315 mark from behind the stripe, the second-best percentage in the CAA. Only two teams have managed to make 10 three-pointers against the DU defense, and only four have shot 40 percent or better. The Dragons held JMU to just 1-for-12 from deep on Feb. 6.

COMEBACK KIDS

In his four seasons at Drexel, Spiker's teams have 12 wins after trailing by 10 points or more.

The Dragons picked up five victories last season after trailing by 10 points or more. Drexel trailed Quinnipiac by as many as 16 points before coming back to pick up the win at Mohegan Sun. The Dragons also trailed James Madison by 16 before rallying for the victory. Four of Drexel's conference wins last year came after trailing by double digits.

During the 2017-18 season, Drexel had six come-from-behind wins after trailing by 10 or more points. The Dragons made history when they rallied from a 34-point deficit against Delaware and won 85-83. It was the biggest comeback in NCAA history.

HOME COOKING

Drexel has had a significant homecourt advantage this season. The Dragons are 10-4 at the DAC thus far. With the win against JMU, Drexel reached 10 wins at the DAC for the first time since the 2011-12 team. That year, DU finished the regular-season undefeated at home and 15-1 overall. The Dragons have won 10 or more in the DAC 13 times since the building opened in 1974. Spiker's squad has now won nine games or more in three straight seasons at the DAC. His home record overall is 33-24 and the Dragons are an impressive 28-16 over the last three seasons on their homecourt.

REBOUND THE BALL

The Dragons have had a good year on the glass. Drexel has outrebounded its opponents 15 times this year. The Dragons have an 11-4 record when winning the battle of the boards. Their only losses when outrebounding their opponents have come at Temple, at Elon, vs. the College of Charleston and vs. Hofstra. The Dragons are third in the CAA in rebounding margin at +2.6. James Butler has played a major role on the glass and leads the CAA in rebounding and offensive rebounding.

INTERNATIONAL PLAYERS

The Dragons have three international players on the roster in 2019-20. Tadas Kararinas is now a junior for the Dragons. The 6-foot-10 forward from Lithuania was a member of the Under-20 Lithuanian National Team last summer. Matey Juric, a native of Toronto, is in his second season with the team. He is arguably the team's top defensive player. Mate Okros, who is from Hungary, is a key contributor in his rookie season.

BACK ON THE COURT

Zach Walton was limited to just seven games due to a wrist injury a year ago. Walton was expected to be a significant contributor last year. He has made an impact this year upon his return. Walton had a career-high 32 points and made six treys in the

win vs. Bryant. He scored 22 points and sank the game-winning three-pointer in overtime vs. Abilene Christian. Walton went 5-for-7 from deep and had 23 points in the win vs. William & Mary and had 21 vs. Hofstra. He is averaging 12.4 points per game and has 33 three-pointers.

PLAYERS IN THE PROS

Since 2000-01, the Dragons have had more than 20 players sign professional contracts. Troy Harper is the latest Dragon to play professionally. He signed a contract with a team in Germany in October. Other former players still active include Damion Lee, Austin Williams, Rodney Williams, Samme Givens, Frantz Massenat, Dartaye Ruffin, Chaz Crawford, Scott Rodgers, Frank Elegar and Robert Battle.

CAA ACCOLADES

Camren Wynter was the CAA Player of the Week after Drexel's wins vs. Elon and William & Mary. Wynter averaged 23.5 points in those games. He was named to the CAA's Preseason All-Second Team before the season. Wynter was the CAA Rookie of the Year in his first season at Drexel. His teammate, junior James Butler, was an Honorable Mention All-Conference preseason selection.

CAM WYNTER

Cam Wynter has been a starter since arriving on campus. He is averaging 16 points and is second in the CAA with 5.3 assists per game. In CAA play, Wynter scores 19.4 points per game. Wynter scored 30 points in the win vs. UNCW and had 27 against Elon. He had a career-best 31 points against Princeton on 13-for-16 shooting. Wynter was named the MVP of the Boardwalk Battle, averaging 14 points and seven assists in Drexel's two wins. Earlier this year, he had a career-high 14 assists in the win vs. Bryant. Wynter was the CAA Rookie of the Year in 2019 after averaging 11.3 points and 5.4 assists. His 174 assists broke the school freshman record and he was named the CAA Rookie of the Week five times.

Wynter's Highest Career Assist Games

Date	Opp.	Assists
11/20/19	Bryant	14
12/5/19	Loyola	10
11/8/19	Niagara	9
11/21/18	B.U.	9

Wynter's Highest Career Scoring Games

Date	Opp.	Points
12/4/19	Princeton	31
12/30/19	UNCW	30
1/16/20	Elon	27
2/13/20	at W&M	24
2/8/20	Towson	24
2/15/20	at Elon	23
	Three Times	22

JAMES BUTLER

James Butler has picked up where he left off last season. The junior is averaging 13.4 points and is fourth in Division I (as of 2/20) with 11.8 rebounds per game. Butler has 18 double-doubles this season, which is third in the nation, and now has 24 in his career. Last season, in his first year with the Dragons, Butler led the CAA in field-goal percentage (.598) and was seventh in rebounds (8.2). Butler came to DU from the U.S. Naval Academy and sat out the 2017-18 season due to NCAA transfer rules.

Butler's Double-Doubles, 2019-20

Date	Opp.	FG	Pts	Reb
2/20/20	Hofstra	10-15	23	14
2/15/20	Elon	4-10	11	12
2/6/20	JMU	8-12	18	14
2/1/20	Delaware	8-13	18	16
1/25/20	Hofstra	10-13	24	12
1/18/20	William & Mary	6-7	17	12
1/16/20	Elon	6-12	15	15
1/11/20	JMU	5-9	10	13
1/3/20	Delaware	4-11	10	16
12/28/19	Charleston	7-11	18	13
12/21/19	Norfolk State	4-12	10	13
12/7/19	La Salle	6-13	17	12
12/4/19	Princeton	8-14	18	12
11/25/19	Rosemont	9-12	20	10
11/20/19	Bryant	8-15	18	12
11/16/19	SFA	8-11	23	10
11/10/19	Abilene Chr.	4-4	13	13
11/8/19	Niagara	10-12	22	15

MATEY JURIC

Matey Juric, now in his second season, has emerged as a key player for the Dragons. Arguably the team's top defender, Juric has 37 steals, second only to Cam Wynter. He has become more of an offensive threat this year. Juric scores 5.4 points per game and is shooting .425 from the floor. He had a career-high 16 points against Rosemont. Juric scored 11 of his 13 points in the second half in the win against Quinnipiac. He scored nine points on Feb. 13 at William & Mary.

ALL IN THE FAMILY

Drexel has three players whose families have been involved in collegiate and professional basketball.

Tim Perry played eight seasons in the NBA after being selected No. 7 overall by the Phoenix Suns. He scored 1,368 points, grabbed 985 rebounds and blocked 392 shots at Temple.

James Butler's father played basketball at Navy and is second at the school in career scoring (1,952) and rebounds (1,115), trailing only David Robinson. His mother ran track at Navy and his sister, Natalie, set the NCAA single-season record for rebounds in 2018 while playing for George Mason.

First-year player T.J. Bickerstaff also has family connections in big time basketball. Bickerstaff is the

nephew of J.B. Bickerstaff, the former head coach of the Memphis Grizzlies who is currently the interim head coach with Cleveland. His grandfather, Bernie, was a head coach and an executive in the NBA.

MILESTONES

Cam Wynter

*Now has 322 career assists, 13th all-time at DU

*Needs seven assists to move into 12th place, which will pass Jeff Myers.

James Butler

*Is just 12 rebounds away from moving into fifth place on Drexel's single season rebounding list. He has 329 entering Saturday's game.

DOLES OUT FOR THE SEASON

Drexel will be without Jarvis Doles for the rest of the season. He underwent foot surgery in Decemeber.

SEE YOU NEXT YEAR

Drexel announced the signing of Lamar Oden, Jr. to a National Letter of Intent. The 6-foot-6 wing currently plays at Greenforest McCalep Christian Academy in Atlanta, where he averages more than 18 points and seven rebounds per game.

2019-2020 ALL-CAA PRESEASON TEAMS

(Voted on by Coaches and Media)

Preseason Player of the Year:

Grant Riller, College of Charleston

All-CAA First Team

Brian Fobbs, Towson, Jr., G

Nathan Knight, William & Mary, Sr., F/C

Matt Lewis, JMU, Jr., G

Eli Pemberton, Hofstra, Sr., G

Grant Riller, Col. of Charleston, Sr., G

All-CAA Second Team:

Ryan Allen, Delaware, Jr., G

Darius Banks, JMU, Jr., G

Desure Buie, Hofstra, Sr., G

Jordan Rowland, Northeastern, Sr., G

Camren Wynter, Drexel, So., G

2019-20 CAA BASKETBALL PREDICTED ORDER OF FINISH

<i>Team (1st-place votes)</i>	<i>Points</i>
1. Hofstra (14)	331
2. Charleston (18)	323
3. Northeastern (4)	291
4. James Madison (3)	253
5. Delaware (2)	241
6. Towson	194
7. William & Mary	131
8. Drexel	125
9. UNCW	118
10. Elon	48

Other Upcoming CAA Games

Feb. 22

Northeastern at Drexel	2:00
Elon at Towson	2:00
Hofstra at Delaware	4:00
William & Mary at JMU	4:00
Charleston at UNCW	7:00

Feb. 27

Delaware at Charleston	6:00
Drexel at UNCW	7:00
Towson at Hofstra	7:00
JMU at Northeastern	7:00

Feb. 29

Drexel at Charleston	4:00
Elon at William & Mary	4:00
JMU at Hofstra	4:00
Delaware at UNCW	7:00

March 1

Towson at Northeastern	4:00
------------------------	------

2019-20 CAA STANDINGS (AS OF 2/21)

Team	CAA	Overall
Hofstra	12-3	21-7
William & Mary	11-5	19-10
Delaware	10-5	20-8
Towson	9-6	16-12
Charleston	9-6	15-12
Northeastern	7-8	13-14
Elon	7-9	11-18
Drexel	6-9	13-15
UNCW	3-12	8-20
James Madison	2-13	9-17

DREXEL CAA TEAM RANKINGS (AS OF 2/21)

Statistic	Rank	Number
Scoring	8th	69.5
Scoring Defense	7th	70.7
Scoring Margin	7th	-1.2
FT Percentage	8th	.708
FG Percentage	5th	.444
FG% Defense	9th	.447
3FG Percentage	4th	.358
3FG% Defense	2nd	.315
Rebounding Margin	3rd	2.6
Blocked Shots	6th	2.9
Assists	1st	14.8
Steals	7th	5.7
Turnover Margin	10th	-3.2
A/TO Ratio	6th	1.0
3-Pt. FG Made	7th	7.5

Individual Ranking in CAA (as of 2/21)

Statistic	Player		Rank
Scoring	Camren Wynter	16.0	9th
	James Butler	13.4	12th
	Zach Walton	12.4	17th
Rebounding	James Butler	11.8	1st
FG%	James Butler	.531	4th
Assists	Camren Wynter	5.3	2nd
Steals	Camren Wynter	1.7	6th
FT%	T.J. Bickerstaff	.836	8th
3-Pt.%	Coletrane Washington	.446	1st
	Mate Okros	.420	3rd
Blocks	James Butler	1.0	5th
	Zach Walton	0.8	9th
A-to-TO	Camren Wynter	7th	1.5
Off. Reb.	James Butler	1st	3.9
Def. Reb.	James Butler	2nd	7.9
Minutes	Camren Wynter	5th	35.9

THE LAST TIME A DRAGON...

Scored 20 points	2-20-20, Butler (23), Walton (21) vs. Hof.
Scored 25 points	1-16-20, Cam Wynter (27) vs. Elon
Scored 30 points	12-30-19, Cam Wynter (30) vs. UNCW
Scored 40 points	1-25-18, Tramaine Isabell (40) vs. Elon
Two scored 20	2-20-20, Butler (23), Walton (21) vs. Hof.
Had 10 Reb.	2-20-20, James Butler (14) vs. Hofstra
Had 11 Reb.	2-20-20, James Butler (14) vs. Hofstra
Had 12 Reb.	2-20-20, James Butler (14) vs. Hofstra
Had 13 Reb.	2-20-20, James Butler (14) vs. Hofstra
Had 14 Reb.	2-20-20, James Butler (14) vs. Hofstra
Had 15 Reb.	2-1-20, James Butler (16) at Delaware
Had 8 assists	2-20-20, James Butler (9) vs. Hofstra
Had 9 assists	2-20-20, James Butler (9) vs. Hofstra
Had 10 assists	11-20-19, Camren Wynter (14) vs. Bryant
Had five steals	1-26-19, Camren Wynter (5) at Delaware
Had five blocks	3-3-18, Austin Williams (7) vs. JMU
Made five 3-pters.	1-18-20, Zach Walton (5) vs. W&M
Had a double-double	2-20-20, J. Butler (23-14) vs. Hofstra
Had a triple-double	2-9-02, Eric Schmieder vs. Delaware
Perfect FG% (5 att.)	12-8-18, James Butler (5-5) vs. UMBC
Perfect 3FG% (3 att.)	2-15-19, Okros (3-3) at Elon
Shot 100% FT (5 att.)	2-15-20, Cam Wynter (8-8) at Elon

THE LAST TIME AN OPPONENT...

Scored 20 pts.	2-20-20, Buie (26) and Kante (20), Hofstra
Scored 25 pts.	2-20-20, Desure Buie (26), Hofstra
Scored 30 pts.	2-8-20, Allen Bertrand (31), Towson
Scored 40 pts.	1-29-94, Eddie Benton (54), Vermont
Two w/ 20	2-20-20, Buie (26) and Kante (20), Hofstra
Had 10 Reb.	2-13-20, Andy Van Vliet (13), W&M
Had 11 Reb.	2-13-20, Andy Van Vliet (13), W&M
Had 12 Reb.	2-13-20, Andy Van Vliet (13), W&M
Had 13 Reb.	2-13-20, Andy Van Vliet (13), W&M
Had 14 Reb.	12-21-19, Kevin Marfo (17), Quinnipiac
Had 15 Reb.	12-21-19, Kevin Marfo (17), Quinnipiac
Had 20 Reb.	2-24-18, Devontae Cacok (21), UNCW
Had 8 assists	1-12-19, Kai Toews (13), UNCW
Had 9 assists	1-12-19, Kai Toews (13), UNCW
Had 10 assists	1-12-19, Kai Toews (13), UNCW
Had five steals	12-30-19, Mike Okauru (6), UNCW
Had five blocks	2-13-20, Nathan Knight (7), W&M
Made five 3-pters.	11-10-19, Payten Ricks (5), ACU
Double-Double	2-13-20, Andy Van Vliet (17-13), W&M
Perfect FG% (6 att.)	2-1-20, Dylan Painter (7-7), Delaware
Perfect 3FG% (4 att.)	1-25-20, Tareq Coburn (4-4), Hofstra
Shot 100% FT (6 att.)	2-20-20, Isaac Kante (8-8), Hofstra

THE LAST TIME DREXEL...

Scored 100 points	11-18 vs. Bryn Athyn (W, 118-41)
Scored 90 points	12-16-18 vs. Quinnipiac (W, 92-83)
Scored 80 points	1-18-20 vs. William & Mary (W, 84-57)
Scored less than 50 pts.	2-6-16 at Charleston (L, 60-38)
Gave up 100 points	1-2-18 at UNCW (L, 107-87)
Gave up 90 points	3-2-19 vs. Northeastern (L, 90-66)
Gave up 50 or fewer	1-16-20 vs. Elon (W, 63-41)
Gave up 40 or fewer	11-30-14 vs. S. Miss (W, 59-36)
Won by 20 pts.	1-18-20 vs. W&M (W, 84-57)
Won by 30 pts.	11-25-19 vs. Rosemont (W, 84-51)
Shot 50 % FG	2-20-20 vs. Hofstra (.525, L, 81-74)
Won five straight	1-24-15 to 2-15-15 (six games)
Played an OT game	11-10-19 vs. ACU (W, 86-83, OT)
Played a 2OT game	11-19-17 vs. Drake (L, 90-88)
Played a 3OT game	12-4-13 vs. Cleveland St. (W, 85-83)

CAREER STATISTICS (AT DREXEL)

Player	Pts.	Reb.	Asts	Blk	St.	3FG
Wynter	808	259	322	4	88	61
Butler	703	590	77	43	27	5
Walton	413	147	58	23	25	38
Green	224	98	32	5	13	50
Doles	210	104	16	8	11	40
Juric	190	70	78	9	53	27
Washington	188	34	19	3	7	49
Okros	149	48	38	3	10	34
Bickerstaff	134	101	25	9	14	0
Kararinas	95	53	10	12	3	10
Perry	72	112	6	14	3	0
Adams	0	0	1	0	1	0

SINGLE GAME INDIVIDUAL RECORDS

Points	44	John Rankin vs. Rider, 1-6-88
Points, Half:	31	M. Anderson vs. Lehigh, 2-17-88
Rebounds:	30	Steve Lilly vs. Muhlenberg, 1-5-72
Assists:	19	Todd Lehmann vs. Liberty, 2-5-90
Steals:	9	Chris O'Brien vs. Hofstra, 2-11-85
Blocks:	9	by four players
Field Goals:	16	Charles Morrow vs. Haverford, 2-26-58
	16	Greg Newman vs. F&M, 2-16-74
FG Att.	30	M. Anderson vs. Bucknell, 2-24-88
FG Pct.	1.00	M. Mitchell (8-8) vs. Hofstra, 2-15-84
Free Throws	20	Stanley Twoes vs. Saint Joseph's, 1919
FT Att.	28	Malik Rose vs. Hofstra, 2-5-95
FT Pct.	1.00	F. Massenat (15-15) at Towson, 2-14-12
		B. Holden (14-14) vs. Vermont, 2-11-93
		R. Battle (13-13) at Niagara, 12-21-02
		Damion Lee (13-13) at Hofstra, 1-21-15
3-Pt. FG	9	Mike Wisler vs. Hartford, 2-13-94
3-Pt. FG Att.	19	Mike DeRocckis vs. Towson, 2-3-98
3-Pt. %. (min.6)	1.00	Phil Goss (6-6) vs. Hofstra, 2-11-04

SINGLE GAME TEAM RECORDS

Points	118	vs. Bryn Athyn, 11-14-18
Most Pts. Half	65	vs. UNH, 1-11-96, Lafayette, 1-7-87
Least Pts., Half	10	vs. Lebanon Valley, 2-23-46
	10	at Charleston, 2-6-16
Combined Pts.	241	Siena 126, DU 115 (3 OT), 2-20-78
Opp. Most Pts.	126	Siena (3 OT), 2-20-78
Regulation	108	St. Joe's, 11-28-90, W&M, 1-30-17
Opp. Most in Half	64	Saint Joseph's, 11-28-90
FG Made	51	vs. Siena, 2-20-78 (3 OT)
FG Att.	104	vs. Siena, 2-20-78 (3 OT)
3-Pt. FG Made	16	vs. George Mason, 1-26-02
3-Pt. FG Att.	41	vs. Kean, 12-18-16
FT Made	44	vs. Delaware, 2-26-05
FT Att.	58	vs. Towson, 3-3-96, vs. Del., 2-26-05
FT Pct.	1.000	vs. Charleston (19-for-19)

SPECIALTY STATISTICS (DREXEL LISTED FIRST)						
Opponent	PIP	POT	2nd	FAST	BENCH	W/L
at Temple	32-36	10-13	12-9	17-7	24-16	L
Niagara	36-30	16-16	11-0	23-2	23-19	W
Abilene Christian	10-21	34-36	10-5	4-6	40-32	W
at Rutgers	22-28	7-17	8-6	2-26	25-17	L
at Stephen F. Austin	22-42	12-34	6-8	13-28	19-26	L
Bryant	28-50	15-13	11-6	16-15	38-4	W
Rosemont	52-39	29-11	14-6	18-7	28-16	W
at UMBC	16-56	8-30	13-6	5-10	26-23	L
Princeton	42-36	11-14	8-6	13-16	20-19	W
La Salle	36-40	13-14	18-15	12-17	31-20	L
at South Florida	16-40	7-25	5-14	8-18	13-14	L
vs. Quinnipiac	14-30	8-2	8-12	23-11	15-7	W
vs. Norfolk State	26-26	11-17	10-7	6-11	13-15	W
Charleston*	20-30	19-15	12-3	5-10	7-4	L
UNCW*	34-42	23-9	7-6	13-18	10-13	W
Delaware*	18-32	19-16	20-8	9-13	21-21	W
at Towson*	26-44	11-18	11-12	8-21	27-24	L
at JMU*	22-22	15-17	8-8	13-18	26-18	W
Elon*	38-16	10-8	3-6	8-4	2-2	W
William & Mary*	26-28	18-7	7-6	21-4	16-2	W
at Northeastern*	12-35	10-25	6-4	2-18	22-23	L
at Hofstra*	30-38	4-21	12-19	5-4	12-4	L
at Delaware*	46-34	14-13	16-11	6-17	9-2	L
JMU*	26-46	10-18	16-7	8-6	18-16	W
Towson*	32-38	7-6	7-12	17-23	7-7	L
at William & Mary*	20-38	10-5	2-9	7-9	25-4	L
at Elon*	20-12	9-20	8-10	2-3	7-13	L
Hofstra*	36-30	7-20	13-10	5-19	8-0	L
Northeastern*						
at UNCW*						
at Charleston*						
PIP = Points in the Paint FAST = Fast Break Points						
POT = Points off Turnovers BENCH = Bench Points						
2nd Chance Points W/L = Drexel's outcome in game						

DREXEL LEAD/DEFICIT COMPARISON			
Opponent	Largest Lead	Largest Deficit	Game Result
at Temple	5 (17:28/2nd)	12 (7:24/2nd)	L, 70-62
Niagara	11 (3:59/2nd)	8 (8:04/1st)	W, 72-64
Abilene Christian	9 (6:15/2nd)	5 (6:15/2nd)	W, 86-83, OT
at Rutgers	1 (5:46/2nd)	10 (12:08/1st)	L, 62-57
at SFA	2 (18:40/1st)	26 (16:27/2nd)	L, 82-67
Bryant	15 (2:02/2nd)	---	W, 86-74
Rosemont	35 (:28/2nd)	3 (19:34/1st)	W, 84-51
at UMBC	9 (12:41/1st)	30 (6:25/2nd)	L, 85-60
Princeton	16 (4:07/2nd)	3 (18:41/2nd)	W 82-76
La Salle	---	21 (2:19/1st)	L, 71-63
at South Florida	2 (9:50/2nd)	21 (:52/2nd)	L, 81-61
Quinnipiac	11 (:13/2nd)	4 (3:10/1st)	W, 72-63
Norfolk State	15 (13:30/2nd)	---	W, 53-49
Charleston*	7 (16:13/1st)	16 (7:50/2nd)	L, 76-65
UNCW*	7 (4:48/1st)	6 (16:41/1st)	W, 71-66
Delaware*	10 (1:06/1st)	5 (13:12/1st)	W, 61-55
at Towson*	---	31 (12:43/1st)	L, 89-73
at JMU*	9 (14:47/2nd)	---	W, 78-71
Elon*	22 (:42/2nd)	5 (2:35/1st)	W, 63-41
William & Mary*	27 (2:39/2nd)	---	W, 84-57
at Northeastern*	3 (19:19/1st)	36 (2:21/2nd)	L, 85-52
at Hofstra*	8 (15:55/2nd)	16 (2:23/2nd)	L, 72-59
at Delaware*	1 (17:39/1st)	16 (5:00/2nd)	L, 80-72
JMU*	17 (8:32/1st)	---	W, 78-67
Towson*	10 (4:53/1st)	9 (:35/2nd)	L, 76-69
at William & Mary*	---	13 (9:27/1st)	L, 77-72
at Elon*	8 (3:32/1st)	6 (16:27/1st)	L, 75-70
Hofstra*	9 (2:46/2nd)	4 (13:31/1st)	L, 81-74
Northeastern*			
at UNCW*			
at Charleston*			

DREXEL RECORD...	
Overall.....	13-15
In CAA Games.....	6-9
At Home (DAC).....	10-4
Away.....	1-11
Neutral Sites.....	2-0
Leading at the Half.....	10-4
Trailing at the Half.....	3-10
Tied at the Half.....	0-1
In Overtime.....	1-0
Games decided by 10 or more points.....	4-7
Games decided by 6-10 points.....	5-5
Games decided by 5 points or less.....	4-3
Score 80 or more points.....	5-0
Score 70-79 points.....	5-5
Score 60-69 points.....	2-7
Score 50-59 points.....	1-3
Less than 50 points.....	0-0
Allow 80 or more.....	1-7
Allow 70-79 points.....	3-7
Allow 60-69 points.....	4-1
Allow 50-59 points.....	3-0
Allow Less than 50.....	2-0
Posting Higher FG%.....	10-5
Opp. Posts Higher FG%.....	3-10
Shoot 50% or above from the field.....	4-2
Shoot 46-49% from the field.....	4-3
Shoot 41-45% from the field.....	2-5
Shoot 36-40% from the field.....	2-1
Shoot 35% or lower.....	1-4
Allow 50% shooting or above.....	0-6
Allow 46-49% shooting from the field.....	1-5
Allow 41-45% shooting from the field.....	4-3
Allow 36-40% shooting from the field.....	7-1
Allow 35% shooting or lower.....	1-0
FT% better than opponent.....	5-5
FT % worse than opponent.....	7-10
FT% equal to opponent.....	1-0
FT% better than 90%.....	0-1
FT% 80-90%.....	3-2
FT% 70-79%.....	4-6
FT% less than 70%.....	6-6
Opponent FT% above 90%.....	0-0
Opponent FT% 80-90%.....	3-7
Opponent FT% 70-80%.....	7-4
Opponent FT% less than 70%.....	3-4
Make 8 or more three pointers.....	8-7
Between 6-7 three pointers.....	2-4
Between 4-5 three pointers.....	2-2
Less than 4 three pointers.....	1-2
Opponents Make 8 or more three pointers.....	4-3
Between 6-7 three pointers.....	1-7
Between 4-5 three pointers.....	4-4
Less than 4 three pointers.....	4-1
Outrebounding Opponent.....	11-4
Outrebounded by Opponent.....	2-9
Rebounds are Equal.....	0-2
Fewer turnovers than Opponent.....	4-3
More turnovers than Opponent.....	8-11
Turnovers are Equal.....	1-1
One player in double figures.....	0-2
Two players in double figures.....	5-4
Three players in double figures.....	4-8
Four players in double figures.....	3-1
Five or more players in double figures.....	1-0
Leading with 10:00 minutes left.....	12-0
Trailing with 10:00 minutes left.....	0-12
Tied with 10:00 minutes left.....	1-3
Leading with 5:00 minutes left.....	10-0
Trailing with 5:00 minutes left.....	2-14
Tied with 5:00 minutes left.....	1-1
Leading with 1:00 minute left.....	12-0
Trailing with 1:00 minute left.....	0-15
Tied with 1:00 minute left.....	1-0
On Monday.....	2-0
On Tuesday.....	0-1
On Wednesday.....	2-1
On Thursday.....	2-4
On Friday.....	2-0
On Saturday.....	4-8
On Sunday.....	1-1
In November.....	4-4
In December.....	4-3
In January.....	4-3
In February.....	1-5
In March.....	0-0
vs. the America East.....	0-1
vs. the American.....	0-2
vs. the Atlantic 10.....	0-1
vs. the Big 10.....	0-1
vs. the Ivy League.....	1-0
vs. the MAAC.....	2-0
vs. the MEAC.....	1-0
vs. the NEC.....	1-0
vs. the Southland.....	1-1
vs. non Division I.....	1-0

DREXEL INDIVIDUAL HIGHS

Points	32, Zach Walton vs. Bryant, 11-20-19
Reb.	16, James Butler at Delaware, 2-1-20
	16, James Butler vs. Delaware, 1-3-20
Off. Reb.	8, James Butler vs. Charleston, 12-28-19
Def. Reb.	13, James Butler vs. Elon, 1-16-20
FG	13, Cam Wynter vs. Princeton, 12-4-19
FGA	21, Cam Wynter at Delaware, 2-1-20
FG% (6)	.857, (6-7) James Butler vs. W&M, 1-20-19
3FGM	6, Zach Walton vs. Bryant, 11-20-19
3FGA	10, Zach Walton at USF, 12-15-19
3FG% (4)	1.00 (4-4), Okros vs. Quin., 12-20-19
FTM	9, Cam Wynter vs. Quinnipiac, 12-20-19
FTA	13, Cam Wynter vs. Quinnipiac, 12-20-19
FT% (5)	1.00 (8-8), Cam Wynter at Elon, 2-15-20
Assists	14, Cam Wynter vs. Bryant, 11-20-19
Blocks	4, James Butler vs. Princeton, 12-4-19
Minutes	40:55, James Butler vs. ACU, 11-10-19

DREXEL TEAM HIGHS

Points	86, vs. Bryant, 11-20-19
	86, vs. Abilene Christian, 11-10-19
Reb.	46, vs. Rosemont, 11-25-19
	46, at Temple, 11-5-19
Off. Reb.	19, vs. Delaware, 1-3-20
	19, vs. Rosemont, 11-25-19
Def. Reb.	38, vs. Elon, 1-16-20
FG	35, vs. Rosemont, 11-25-19
FGA	71, vs. Rosemont, 11-25-19
FG%	.600, vs. Princeton, 12-4-19
3FG	12, at UMBC, 11-30-19
	12, vs. Bryant, 11-20-19
3FGA	30, at Temple, 11-5-19
3FG %	.529, at Elon, 2-15-20
FTM	24, vs. Abilene Christian, 11-10-19
FTA	32, vs. Abilene Christian, 11-10-19
FT% (10)	.917 (11-12), at Delaware, 2-1-20
Assists	28, vs. Bryant, 11-20-19
Blocks	8, vs. Rosemont, 11-25-19
Steals	9, vs. UNCW, 12-30-19
	9, at Temple, 11-5-19
Turn	30, at Stephen F. Austin, 11-16-19
Low Turn.	8, vs. Towson, 2-8-20

OPPONENT INDIVIDUAL HIGHS

Points	31, Allen Betrand, Towson, 2-8-20
Reb.	17, Kevin Marfo, Quinnipiac, 12-20-19
Off. Reb.	8, Kevin Marfo, Quinnipiac, 12-20-19
Def. Reb.	10, Andy Van Vliet, 2-13-20
	10, Patrick Harding, Bryant, 11-20-19
FG	11, Four times
FGA	22, Three times
FG% (5)	1.00 (7-7), Dylan Painter, Del., 2-1-20
3FGM	5, Payten Ricks, ACU, 11-10-19
3FGA	12, Jaelin Llewellyn, Princeton, 12-4-19
	12, Payten Ricks, ACU, 11-10-19
3FG% (3)	1.000 (4-4), Tareq Coburn, Hof., 1-25-20
FTM	12, Nathan Knight, W&M, 2-13-20
FTA	17, Nathan Knight, W&M, 2-13-20
FT% (5)	1.00 (8-8), Four opponents
Assists	6, Four times
Blocks	7, Nathan Knight, W&M, 2-13-20
Steals	6, Mike Okauru, UNCW, 12-30-19
	6, John Comeaux, SFA, 11-16-19
Minutes	40:00, Desure Buie, Hofstra, 2-20-20
	40:00, Eli Pemberton, Hofstra, 2-20-20
	40:00, Jalen Ray, Hofstra 2-20-20

OPPONENT TEAM HIGHS

Points	89, Towson, 1-9-20
Reb.	42, at Rutgers, 11-13-19
Off. Reb.	17, USF, 12-15-19
Def. Reb.	32, at William & Mary, 2-13-20
	32, at Rutgers, 11-13-19
FG	35, UMBC, 11-30-19
FGA	66, Bryant, 11-20-19
FG%	.569, Towson, 1-9-20
3FG	12, Elon, 2-15-20
3FGA	29, Princeton, 12-4-19
3FG %	.550, Charleston, 12-28-19
FTM	21, Hofstra, 2-20-20
	21, JMU, 1-11-20
FTA	30, JMU, 1-11-20
FT% (10)	.875 (21-24), Hofstra, 2-20-20
Assists	20, Rosemont, 11-25-19
Blocks	8, three opponents
Steals	17, at Stephen F. Austin, 11-16-19
Turn.	20, vs. Rosemont, 11-25-19
Low TO's	7, five opponents

DREXEL INDIVIDUAL GAME LEADERS (INCLUDES TIES)

Led/tied for team lead in points: Wynter (12), Butler (8), Walton (6), Green (2), Bickerstaff

Led/tied for team lead in rebounds: Butler (27), Wynter

Led/tied for team lead in assists: Wynter (22), Juric (3), Okros (3), Butler, Walton, Washington

Led/tied for team lead in steals: Wynter (16), Juric (9), Walton (6), Okros (3), Green (3), Butler (3), Bickerstaff, Doles, Washington

Double figure scoring: Butler (20), Wynter (18), Walton (17), Juric (6), Green (5), Okros (5), Bickerstaff (3), Washington (3)

20 points or more: Wynter (9), Walton (6), Butler (5)

30 points or more: Wynter (2), Walton

Double figure rebounds: Butler (21), Walton

Double figure assists: Wynter

Double-doubles: Butler (18), Walton, Wynter



COLETRANE WASHINGTON

6-4 · Sophomore · Guard · Sewickley, Pa. · Quaker Valley

- *Has become a key contributor off the bench and has played in every game
- *Leads the CAA in three-point percentage (.446) and has 37 threes
- *Chips in with 5.0 points and averages 14 minutes of action per game
- *Poured in a career-high 17 points on Jan. 9 at Towson
- *Was 6-for-12 and had three treys and three assists in that game
- *Had 13 points, four three-pointers and a four-point play at William & Mary
- *Made three three-pointers and had 11 points at Northeastern
- *Scored nine points at Stephen F. Austin and vs. Rosemont
- *Shooting .445 overall from the floor
- *Had eight points and hit two threes vs. five different opponents

CAREER HIGHS

	No.	Team	Most Rec.
Pts:	17	Towson	1/9/20
Reb:	5	Hofstra	2/20/20
Asts:	3	Towson	1/9/20
Blk:	1	Four times	2/20/20
Stl:	2	Towson	2/16/19
FG:	6	Towson	1/9/20
FGA:	12	Towson	1/9/20
3FG:	4	W&M	2/13/20
3FGA:	7	2 times	2/13/20
FT:	3	W&M	1/5/19
FTA:	4	W&M	1/5/19
Min:	28	USF	12/15/19

SEASON HIGHS

	No.	Team	Most Rec.
Pts:	17	Towson	1/9/20
Reb:	5	Hofstra	2/20/20
Asts:	3	Towson	1/9/20
Blk:	1	2 times	2/20/20
Stl:	1	4 times	2/15/20
FG:	6	Towson	1/9/20
FGA:	12	Towson	1/9/20
3FG:	4	W&M	2/13/20
3FGA:	7	2 times	2/13/20
FT:	2	2 times	1/9/20
FTA:	2	4 times	1/9/20
Min:	28	USF	12/15/19

10+ Pts. - 3

COLETRANE WASHINGTON 2019-20 GAME-BY-GAME

Opp.	GS	Min	FG	3's	FT	O-D	Reb	F	A	T	S	B	TP
at Temple		3	0-1	0-1	0-0	0-0	0	0	0	0	0	0	0
Niagara		11	2-4	2-4	0-0	0-1	1	0	0	0	0	0	6
Abilene		9	1-1	1-1	0-0	0-1	1	1	0	2	0	0	3
at Rutgers		13	3-6	2-4	0-0	0-1	1	0	0	0	0	0	8
at SFA		21	3-6	2-5	1-2	1-1	2	3	1	1	0	0	9
Bryant		5	0-0	0-0	0-0	0-0	0	1	0	0	0	0	0
Rosemont		19	3-5	3-5	0-2	0-2	2	3	0	0	1	0	9
at UMBC		13	2-3	2-3	0-0	0-0	0	0	1	0	0	0	6
Princeton		11	0-2	0-1	0-0	0-1	1	1	1	0	0	0	0
La Salle		23	3-7	2-5	0-1	1-0	1	1	0	1	0	0	8
at USF		28	3-5	2-4	0-0	0-1	1	4	0	0	0	0	8
Quinnipiac		7	0-0	0-0	0-0	0-0	0	0	0	0	0	0	0
Norfolk State		7	0-2	0-2	2-2	0-0	0	0	0	0	0	0	2
Charleston		3	0-0	0-0	0-0	0-0	0	0	0	0	0	0	0
UNCW		12	1-2	1-2	0-0	0-0	0	2	1	0	0	0	3
Delaware		21	3-8	2-4	0-0	0-1	1	1	0	0	1	0	8
at Towson		23	6-12	3-7	2-2	1-0	1	0	3	1	0	1	17
at JMU		11	2-6	2-4	0-0	0-0	0	2	1	0	0	0	6
Elon		19	0-1	0-1	0-0	0-1	1	1	1	2	0	0	0
W&M		13	2-4	1-2	0-0	0-2	2	0	0	1	1	0	5
at NU		20	4-8	3-5	0-0	0-1	1	1	0	1	0	0	11
at Hofstra		11	2-4	1-3	0-0	1-0	1	2	1	1	0	0	5
at Delaware		5	0-1	0-1	0-0	0-0	0	0	0	0	0	0	0
JMU		20	3-7	2-6	0-0	0-1	1	1	2	1	0	0	8
Towson		9	0-1	0-1	0-0	0-0	0	0	0	0	0	0	0
at W&M		23	4-7	4-7	1-1	0-0	0	3	1	0	0	0	13
at Elon		11	1-2	1-1	0-0	0-1	1	2	1	0	1	0	3
Hofstra		25	1-5	1-4	0-0	2-3	5	1	1	1	0	1	3
NU													
at UNCW													
at Charleston													

WASHINGTON CAREER STATISTICS

Year	GP	GS	Min	Avg	FG	FGA	Pct	3FG	FGA	Pct	FT	FTA	Pct	Off	Def	Tot	Avg	PF	FO	Ast	TO	Blk	Stl	Pts	Avg
2018-19	32	30	1092	34.1	145	337	.430	22	66	.333	48	63	.762	30	117	147	4.6	78	3	174	77	2	44	360	11.3
2019-20	28	28	1004	35.9	163	361	.452	39	99	.394	83	118	.703	16	96	112	4.0	59	0	148	102	2	44	448	16.0
TOTAL	60	58	2096	34.9	308	698	.441	61	165	.370	131	181	.724	46	213	259	4.3	137	3	322	179	4	88	808	13.5



2 JARVIS DOLES

6-9 • Junior • Forward • Baltimore, Md. • Hammond /Mt. Zion

- *Out for the season with an injury
- *Appeared in five games off the bench
- *Had six points, four rebounds and two steals at Rutgers
- *Drained two three-pointers against the Scarlet Knights
- *Scored four points in the win against Abilene Christian
- *Averaging 2.0 points and 2.0 rebounds per game
- *Played in 30 games as a sophomore last season
- *Was a spark off the bench in Drexel's win against Towson
- *Scored a career-high 16 pts. in the game and was 4-for-7 from long range
- *Tallied 15 points against Bryn Athyn on 6-for-10 shooting

CAREER HIGHS

	No.	Team	Most Rec.
Pts:	16	Towson	1/17/19
Reb:	8	2 times	12/7/17
Asts:	2	2 times	2/7/19
Stl:	2	Rutgers	11/13/19
Blocks:	1	6 times	2/14/19
FG:	6	2 times	1/17/19
FGA:	10	2 times	1/17/19
3FG:	4	Towson	1/17/19
3FGA:	7	Towson	1/17/19
FT:	4	2 times	1/5/19
FTA:	4	2 times	1/5/19
Min:	43	Drake	11/19/17

SEASON HIGHS

	No.	Team	Most Rec.
Pts:	6	Rutgers	11/13/19
Reb:	4	Rutgers	11/13/19
Asts:	1	Rutgers	11/13/19
Blk:	2	Temple	11/5/19
Stl:	2	Rutgers	11/13/19
FG:	2	Rutgers	11/13/19
FGA:	6	Rutgers	11/13/19
3FG:	2	Rutgers	11/13/19
3FGA:	5	Rutgers	11/13/09
FT:	1	ACU	11/10/19
FTA:	3	ACU	11/10/19
Min:	18	Rutgers	11/13/19

10+ Points - 5

JARVIS DOLES 2019-20 GAME-BY-GAME

Opp.	GS	Min	FG	3's	FT	O-D	Reb	F	A	T	S	B	TP
at Temple		6	0-3	0-3	0-0	0-3	3	1	0	0	0	2	0
Niagara		4	0-2	0-1	0-0	0-1	1	0	0	0	0	0	0
Abilene		9	1-4	1-3	1-3	0-2	2	2	0	0	0	0	4
at Rutgers		18	2-6	2-5	0-0	0-4	4	3	1	0	2	0	6
at SFA		9	0-0	0-0	0-0	0-0	0	1	1	3	0	0	0
Bryant													
Rosemont													
at UMBC													
Princeton													
La Salle													
at USF													
Quinnipiac													
Norfolk St.													
Charleston													
UNCW													
Delaware													
at Towson													
at JMU													
Elon													
W&M													
at NU													
at Hofstra													
at Delaware													
JMU													
Towson													
at W&M													
at Elon													
Hofstra													
NU													
at UNCW													
at Charleston													

DOLES CAREER STATISTICS

Year	GP	GS	Min	Avg	FG	FGA	Pct	3FG	FGA	Pct	FT	FTA	Pct	Off	Def	Tot	Avg	PF	FO	Ast	TO	Blk	Stl	Pts	Avg
2017-18	23	10	296	12.9	25	58	.431	14	39	.359	13	16	.813	10	38	48	2.1	32	2	3	7	1	4	77	3.3
2018-19	30	0	300	10.0	38	93	.409	23	56	.411	24	29	.828	13	33	46	1.5	39	0	11	12	5	5	123	4.1
2019-20	5	0	57	11.4	3	15	.200	3	12	.250	1	3	.333	0	10	10	2.0	7	0	2	3	2	2	10	2.0
TOTAL	58	10	653	11.3	66	166	.398	40	107	.374	38	48	.792	23	81	104	1.8	78	2	16	22	8	11	210	3.6



4 SAM GREEN

6-6 · Senior · Forward · Bowie, Md. · Bishop McNamara

- *One of the team's tri-captains and has started all but one game
- *Scored a career-best 16 points and had four three-pointers at UMBC
- *Was 4-for-5 from the floor and sank two three-pointers in the game
- *Averaging 5.7 points and 2.5 rebounds per game
- *Had 14 points and was 3-for-6 from deep vs. Charleston
- *Scored 11 points and made three three-pointers in home win vs. JMU
- *Scored 11 points in the win vs. Abilene Christian and had 10 vs. Norfolk St.
- *Has made two three-pointers or more in a game 11 times this year
- *Is shooting 41 percent from the floor and .393 from deep

CAREER HIGHS

	No.	Team	Most Rec.
Pts:	16	UMBC	11/30/19
Reb:	7	Norfolk St.	12/21/19
Asts:	3	Bryn Athyn	11/14/18
Stl:	1	11 times	2/6/20
Blk:	1	4 times	2/6/20
FG:	6	UMBC	11/30/19
FGA:	11	UMBC	11/30/19
3FG:	4	UMBC	11/30/19
3FGA:	8	UMBC	11/30/19
FT:	2	2 times	12/15/19
FTA:	2	7 times	12/15/19
Min:	29	2 times	12/30/19

SEASON HIGHS

	No.	Team	Most Rec.
Pts:	16	UMBC	11/30/19
Reb:	7	Norfolk St.	12/21/19
Asts:	2	3 times	2/6/20
Blk:	1	4 times	2/6/20
Stl:	1	10 times	2/6/20
FG:	6	UMBC	11/30/19
FGA:	11	UMBC	11/30/19
3FG:	4	UMBC	11/30/19
3FGA:	8	UMBC	11/30/19
FT:	2	2 times	12/15/19
FTA:	2	4 times	12/15/19
Min:	29	2 times	12/30/19

10+ Points - 7 (5)

SAM GREEN 2019-20 GAME-BY-GAME

Opp.	GS	Min	FG	3's	FT	O-D	Reb	F	A	T	S	B	TP
at Temple	*	7	0-1	0-1	0-0	0-0	0	0	0	0	0	0	0
Niagara	*	6	0-2	0-1	1-2	0-0	0	0	0	0	0	0	1
Abilene	*	12	4-5	2-3	1-1	1-2	3	0	1	2	0	0	11
at Rutgers	*	14	2-5	2-2	0-0	1-3	4	1	0	1	0	1	6
at SFA	*	9	1-3	0-1	2-2	0-1	1	0	1	2	1	0	4
Bryant	*	10	1-5	1-4	0-0	0-0	0	3	0	0	1	0	3
Rosemont	*	20	4-8	1-4	0-0	2-1	3	2	2	1	0	0	9
at UMBC	*	29	6-11	4-8	0-2	1-2	3	0	2	2	1	0	16
Princeton	*	14	1-3	1-3	0-0	0-4	4	3	0	1	0	0	3
La Salle	*	7	0-0	0-0	0-0	0-1	1	1	0	0	0	0	0
at USF	*	23	2-3	2-3	2-2	1-2	3	1	1	2	0	0	8
Quinnipiac	*	22	3-6	3-5	0-0	2-2	4	0	2	2	0	0	9
Norfolk State	*	24	4-9	2-6	0-0	2-5	7	2	0	2	1	0	10
Charleston	*	25	5-9	3-6	1-1	3-1	4	2	1	0	1	0	14
UNCW	*	29	2-5	2-4	0-0	0-1	1	0	1	0	1	1	6
Delaware	*	24	2-10	0-4	0-0	5-1	6	1	1	0	0	0	4
at Towson	*	21	1-3	1-3	0-0	0-0	0	2	0	1	1	0	3
at JMU	*	21	2-6	0-3	0-0	0-2	2	0	0	2	0	0	4
Elon	DNP - Illness												
W&M	*	17	1-5	1-3	0-0	1-1	2	0	1	1	1	0	3
at NU	*	17	2-4	1-2	0-0	0-1	1	0	0	1	1	0	5
at Hofstra	*	24	0-5	0-2	0-0	0-3	3	3	0	2	0	0	0
at Delaware	*	28	3-5	1-2	0-0	2-1	3	0	0	2	1	0	7
JMU	*	17	4-7	3-6	0-0	1-2	3	2	2	0	1	1	11
Towson	*	32	3-6	2-3	0-1	2-1	3	3	1	0	1	0	8
at W&M	*	16	0-2	0-2	0-0	0-2	2	3	1	0	0	0	0
at Elon	*	28	2-6	2-5	0-0	1-1	2	1	1	0	0	0	6
Hofstra	*	16	1-3	1-3	0-0	1-1	2	2	1	1	0	0	3
NU													
at UNCW													
at Charleston													

GREEN CAREER STATISTICS

Year	GP	GS	Min	Avg	FG	FGA	Pct	3FG	FGA	Pct	FT	FTA	Pct	Off	Def	Tot	Avg	PF	FO	Ast	TO	Blk	Stl	Pts	Avg
2016-17	14	0	95	6.8	12	27	.444	9	20	.450	0	0	.000	5	5	10	0.7	8	0	5	3	1	0	33	2.4
2017-18	6	1	81	13.5	11	20	.550	4	10	.400	2	6	.333	3	12	15	2.5	16	2	5	3	0	1	28	4.7
2018-19	7	0	30	4.3	3	8	.375	2	5	.400	1	2	.500	2	4	6	0.9	0	0	3	1	0	1	9	1.3
2019-20	27	27	513	19.0	56	137	.409	35	89	.393	7	11	.636	26	41	67	2.5	32	0	19	25	4	11	154	5.7
TOTAL	54	28	719	13.3	82	192	.427	50	124	.403	10	19	.526	36	62	98	1.8	56	2	32	32	5	13	224	4.1



5 ZACH WALTON

6-6 · Senior · G/F · Morton, Wash. · Morton/Edmonds C.C.

- *Poured in a career-high 32 points vs. Bryant and made six three-pointers
- *Hit the game-winning three-pointer vs. Abilene Christian with :02 left in OT
- *Finished that game with a career-best 22 points
- *Scored 23 points and was 5-for-7 from deep in win vs. William & Mary
- *Recorded a double-double with 16 points and 11 rebounds vs. Elon
- *Scored 21 points and made four three-pointers at USF
- *Was 10-for-18 with 21 points in loss to Hofstra on Feb. 20
- *Averaging 124 points, 4.1 rebounds and has 33 three-pointers
- *Shooting .423 from the floor and .708 from the line

CAREER HIGHS

	No.	Team	Most Rec.
Pts:	32	Bryant	11/20/19
Reb:	11	Elon	1/16/20
Asts:	6	Bryn Athyn	11/14/18
Blk:	3	Rutgers	11/13/19
Stl:	3	UNCW	12/30/19
FG:	12	Bryant	11/20/19
FGA:	18	Hofstra	2/20/20
3FG:	6	Bryant	11/20/19
3FGA:	10	USF	12/15/19
FT:	7	La Salle	12/7/19
FTA:	9	2 times	12/7/19
Min:	36	Norfolk St.	12/21/19

SEASON HIGHS

	No.	Team	Most Rec.
Pts:	32	Bryant	11/20/19
Reb:	11	Elon	1/16/20
Asts:	4	Elon	2/15/20
Blk:	3	Rutgers	11/13/19
Stl:	3	UNCW	12/30/19
FG:	12	Bryant	11/20/19
FGA:	18	Hofstra	2/20/20
3FG:	6	Bryant	11/20/19
3FGA:	10	USF	12/15/19
FT:	7	La Salle	12/7/19
FTA:	9	2 times	12/7/19
Min:	36	Norfolk St.	12/21/19


10+ Points - 20 (17)
 20+ Points - 5
 30+ Points - 1
 10+ Rebounds - 1
 Double-Doubles - 1

ZACH WALTON 2019-20 GAME-BY-GAME

Opp.	GS	Min	FG	3's	FT	O-D	Reb	F	A	T	S	B	TP
at Temple		19	3-12	0-5	2-4	2-3	5	3	0	1	0	1	8
Niagara		22	3-6	1-2	0-0	0-2	2	3	3	4	1	0	7
Abilene		33	7-13	2-5	6-9	2-5	7	2	0	5	0	2	22
at Rutgers		25	3-10	1-6	4-4	0-2	2	2	2	3	1	3	11
at SFA		20	2-7	0-3	0-0	0-2	2	5	1	4	0	0	4
Bryant		29	12-17	6-9	2-2	1-0	1	1	3	3	1	1	32
Rosemont		16	3-8	0-4	0-0	2-1	3	2	1	2	0	2	6
at UMBC		26	5-10	3-7	0-0	2-3	5	2	2	4	0	1	13
Princeton		26	3-7	1-3	2-3	0-4	4	3	1	3	0	0	9
La Salle		32	6-17	0-3	7-9	3-5	8	2	1	3	2	0	19
at USF	*	30	7-13	4-10	3-5	0-3	3	3	0	3	0	0	21
Quinnipiac	*	35	4-13	0-4	2-2	1-2	3	1	1	3	1	1	10
Norfolk St.	*	36	3-14	1-7	2-2	1-4	5	0	1	1	0	1	9
Charleston	*	31	1-8	0-6	0-0	0-2	2	1	1	4	0	2	2
UNCW	*	35	6-12	1-3	1-1	2-4	6	3	3	1	3	1	14
Delaware	*	29	2-9	2-7	2-2	1-2	3	2	1	3	0	0	8
at Towson	*	15	3-8	0-2	0-0	2-1	3	1	0	2	0	0	6
at JMU	*	30	4-8	1-3	0-2	1-5	6	2	3	2	1	0	9
Elon	*	32	6-14	0-2	4-7	1-10	11	1	1	3	0	2	16
W&M	*	29	8-14	5-7	2-2	1-3	4	0	3	1	0	0	23
at NU	*	17	0-4	0-2	0-0	0-2	2	2	0	4	0	0	0
at Hofstra	*	29	4-11	2-5	4-6	0-4	4	3	1	0	1	0	14
at Delaware	*	33	5-14	0-4	0-0	0-4	4	3	2	1	1	0	10
JMU	*	24	4-8	1-3	2-3	0-3	3	2	1	0	2	1	11
Towson	*	31	7-15	1-7	2-2	0-3	3	3	3	3	1	1	17
at W&M	*	28	6-11	1-2	1-2	0-6	6	3	2	1	1	1	14
at Elon	*	27	4-9	0-2	2-4	1-5	6	4	4	3	0	0	10
Hofstra	*	31	10-18	0-4	1-1	0-2	2	5	2	5	1	2	21
NU													
at UNCW													
at Charleston													

WALTON CAREER STATISTICS

Year	GP	GS	Min	Avg	FG	FGA	Pct	3FG	FGA	Pct	FT	FTA	Pct	Off	Def	Tot	Avg	PF	FO	Ast	TO	Blk	Stl	Pts	Avg
2018-19	7	4	155	22.1	25	52	.481	6	21	.286	11	14	.786	7	25	32	4.6	10	0	15	12	2	5	67	9.6
2019-20	28	18	773	27.6	131	310	.423	33	127	.260	51	72	.708	23	92	115	4.1	64	2	43	74	21	20	346	12.4
TOTAL	35	22	928	26.5	156	362	.431	39	148	.264	62	86	.721	30	117	147	4.2	74	2	58	86	23	25	413	11.8



11 CAMREN WYNTER

6-2 · Soph. · Guard · Hempstead, N.Y. · DME Academy (Fla.)

*Preseason All-CAA Second Team selection

*Averages 16 points, four rebounds and is second in the CAA in assists

*Has scored 20 or more in six of the last 10 games

*Is now 13th on Drexel's career assist list with 322

*Had 27 points in first meeting vs. Elon and averages 19.4 points in CAA play

*Recorded 24 points, nine rebounds and eight assists at William & Mary

*Poured in career-high 31 points (13-16 FG) and had 30 vs. UNCW

*Selected CAA Player of the Week (1/20) after leading DU to two CAA wins

*Named MVP of the Boardwalk Battle, averaging 14 points and seven assists

*Had 17 points, 10 rebounds and seven assists in win at JMU

*Handed out 14 assists vs. Bryant, the most for a Drexel player in seven years

*Set Drexel freshman record with 174 assists and was CAA Rookie of Year

CAREER HIGHS

	No.	Team	Most Rec.
Pts:	31	Princeton	12/4/19
Reb:	10	2 times	1/11/20
Asts:	14	Bryant	11/20/19
Blk:	1	4 times	12/15/19
Stl:	5	Delaware	1/26/19
FG:	13	Princeton	12/4/19
FGA:	21	Delaware	2/1/20
3FG:	3	6 times	2/8/20
3FGA:	6	5 times	2/8/20
FT:	9	Quinnipiac	12/20/19
FTA:	13	Quinnipiac	12/20/19
Min:	40	4 times	1/25/20

SEASON HIGHS

	No.	Team	Most Rec.
Pts:	31	Princeton	12/4/19
Reb:	10	JMU	1/11/20
Asts:	14	Bryant	11/20/19
Blk:	1	2 times	12/15/19
Stl:	4	Charleston	12/28/19
FG:	13	Princeton	12/4/19
FGA:	21	Delaware	2/1/20
3FG:	3	6 times	2/15/20
3FGA:	6	4 times	2/8/20
FT:	9	Quinnipiac	12/20/19
FTA:	13	Quinnipiac	12/20/19
Min:	40	2 times	2/20/20

10+ Points - 40 (19)

20+ Points - 11 (10)

30+ Points - 2 (2)

10+ Assists - 2

10 + Rebounds - 2

Double-Doubles - 2

Awards

*CAA Player of the Week (1/20/20)

*CAA Rookie of the Year

*4-time CAA Rookie of the Week

CAMREN WYNTER 2019-20 GAME-BY-GAME

Opp.	GS	Min	FG	3's	FT	O-D	Reb	F	A	T	S	B	TP
at Temple	*	37	6-13	2-5	1-1	1-3	4	3	6	1	3	0	15
Niagara	*	35	3-7	1-2	0-0	0-3	3	2	9	5	1	0	7
Abilene	*	35	2-7	0-0	4-4	1-2	3	1	6	4	1	0	8
at Rutgers	*	38	4-13	1-4	0-2	3-2	5	4	4	1	0	0	9
at SFA	*	27	3-6	1-2	2-2	0-3	3	3	1	8	1	0	9
Bryant	*	39	2-10	0-3	2-4	2-2	4	0	14	2	1	1	6
Rosemont	*	27	3-7	0-3	0-0	0-1	1	0	4	4	2	0	6
at UMBC	*	36	3-12	1-5	1-2	0-3	3	2	3	0	0	2	8
Princeton	*	38	13-16	2-2	3-5	1-2	3	2	5	3	3	0	31
La Salle	*	39	5-15	0-0	1-3	2-4	6	3	5	3	0	0	11
at USF	*	39	6-10	3-4	4-9	0-3	3	0	5	5	2	1	19
Quinnipiac	*	38	5-17	0-3	9-13	0-6	6	2	8	2	0	0	19
Norfolk St.	*	28	3-7	1-3	2-3	0-1	1	3	6	6	1	0	9
Charleston	*	40	6-16	3-6	6-8	0-4	4	3	4	6	4	0	21
UNCW	*	35	11-19	2-4	6-9	0-5	5	2	3	6	3	0	30
Delaware	*	37	8-13	1-3	1-3	0-2	2	1	5	5	0	0	18
at Towson	*	37	8-17	3-6	3-5	0-3	3	1	2	3	1	0	22
at JMU	*	36	4-13	1-5	8-10	1-9	10	2	7	4	2	0	17
Elon	*	39	10-14	2-3	5-5	0-5	5	3	2	1	2	0	27
W&M	*	29	8-14	0-0	4-5	0-4	4	3	7	0	3	0	20
at NU	*	27	3-12	0-3	0-1	0-1	1	3	5	6	1	0	6
at Hofstra	*	40	5-11	0-3	0-0	1-2	3	2	4	5	3	0	10
at Delaware	*	39	8-21	2-6	4-4	0-2	2	1	4	3	2	0	22
JMU	*	38	4-12	3-4	0-0	2-5	7	3	4	5	1	0	11
Towson	*	37	9-17	3-6	3-4	0-4	4	4	4	3	1	0	24
at W&M	*	38	8-19	2-5	6-8	1-8	9	2	8	3	3	0	24
at Elon	*	39	6-10	3-4	8-8	1-3	4	3	6	3	0	1	23
Hofstra	*	40	7-13	2-5	0-0	0-4	4	1	7	5	0	0	16
NU													
at UNCW													
at Charleston													

WYNTER CAREER STATISTICS

Year	GP	GS	Min	Avg	FG	FGA	Pct	3FG	FGA	Pct	FT	FTA	Pct	Off	Def	Tot	Avg	PF	FO	Ast	TO	Blk	Stl	Pts	Avg
2018-19	32	30	1092	34.1	145	337	.430	22	66	.333	48	63	.762	30	117	147	4.6	78	3	174	77	2	44	360	11.3
2019-20	28	28	1004	35.9	163	361	.452	39	99	.394	83	118	.703	16	96	112	4.0	59	0	148	102	2	44	448	16.0
TOTAL	60	58	2096	34.9	308	698	.441	61	165	.370	131	181	.724	46	213	259	4.3	137	3	322	179	4	88	808	13.5



13 TIM PERRY, JR.

6-10 • Sophomore • Forward • Cherry Hill, N.J. • Phelps School

- *Appeared in 17 games this season
- *Had a bucket and four boards against Towson on Feb. 8
- *Scored three points and had a steal in 13 minutes at William & Mary
- *Logged 13 minutes in the first meeting against Towson
- *Grabbed four rebounds in the win vs. Elon
- *Shot 30-for-43 (.698) from the field last year, and was 4-for-5 vs. UMBC
- *Scored six points and had a career-high 10 rebounds in 14 minutes at Elon
- *Posted a career-high of eight pts. and added seven rebounds vs. UMBC
- *Averaged 2.3 points and 3.1 rebounds on the season
- *Son of Tim Perry, Sr., who was a standout at Temple and in the NBA

CAREER HIGHS

	No.	Team	Most Rec.
Pts:	8	UMBC	12/8/18
Reb:	10	Elon	2/2/19
Asts:	1	4 times	3/2/19
Blk:	2	Loyola	12/5/18
Stl:	1	2 times	1/3/19
FG:	4	UMBC	12/8/18
FGA:	6	Elon	2/2/19
3FG:			
FGA:			
FT:	1	2 times	1/3/19
FTA:	2	2 times	1/3/19
Min:	21	Rob. Morris	12/1/18

SEASON HIGHS

	No.	Team	Most Rec.
Pts:	3	W&M	2/13/20
Reb:	4	3 times	2/8/20
Asts:	1	Towson	2/8/20
Blk:	1	Towson	2/8/20
Stl:	1	W&M	2/13/20
FG:	1	4 times	2/13/20
FGA:	2	2 times	2/13/20
3FG:			
FGA:			
FT:	1	W&M	2/13/20
FTA:	2	2 times	2/15/20
Min:	13	Towson	1/9/20
	13	W&M	2/13/20

TIM PERRY 2019-20 GAME-BY-GAME

Opp.	GS	Min	FG	3's	FT	O-D	Reb	F	A	T	S	B	TP
at Temple					DNP - Injury								
Niagara					DNP - Injury								
Abilene					DNP - Injury								
at Rutgers					DNP - Injury								
at SFA					DNP - Injury								
Bryant					DNP - Injury								
Rosemont					DNP - Injury								
at UMBC					DNP - Injury								
Princeton					DNP - Injury								
La Salle					DNP - Injury								
at USF		1	0-0	0-0	0-0	0-0	0	0	0	0	0	0	0
Quinnipiac		7	1-1	0-0	0-0	1-1	2	1	0	0	0	0	2
Norfolk State		7	0-1	0-0	0-0	1-0	1	0	0	0	0	0	0
Charleston		9	0-1	0-0	0-0	0-2	2	3	0	0	0	0	0
UNCW		6	0-0	0-0	0-0	0-0	0	0	0	0	0	0	0
Delaware		4	0-1	0-0	0-0	0-1	1	0	0	0	0	0	0
at Towson		13	0-1	0-0	0-0	0-1	1	3	0	0	0	0	0
at JMU		5	0-1	0-0	1-2	1-1	2	0	0	0	0	0	1
Elon		10	0-1	0-0	0-1	0-4	4	1	0	1	0	0	0
W&M		11	0-1	0-0	0-0	2-2	4	0	0	2	0	0	0
at NU		7	0-1	0-0	0-0	1-1	2	3	0	3	0	0	0
at Hofstra		5	1-2	0-0	0-0	1-1	2	2	0	0	0	0	2
at Delaware		3	0-0	0-0	0-0	0-0	0	1	0	0	0	0	0
JMU					DNP								
Towson		9	1-1	0-0	0-0	1-3	4	2	1	0	0	1	2
at W&M		13	1-2	0-0	1-2	0-1	1	4	0	1	1	0	3
at Elon		6	0-1	0-0	0-2	0-1	1	1	0	0	0	0	0
Hofstra		5	0-0	0-0	0-0	0-0	0	0	0	0	0	0	0
NU													
at UNCW													
at Charleston													

PERRY CAREER STATISTICS

Year	GP	GS	Min	Avg	FG	FGA	Pct	3FG	FGA	Pct	FT	FTA	Pct	Off	Def	Tot	Avg	PF	FO	Ast	TO	Blk	Stl	Pts	Avg
2018-19	27	1	309	11.4	30	43	.698	0	0	.000	2	9	.222	25	60	85	3.1	53	2	4	11	12	2	62	2.3
2019-20	17	0	121	7.1	4	15	.267	0	0	.000	2	7	.286	8	19	27	1.6	22	0	2	7	2	1	10	0.6
TOTAL	44	1	430	9.8	34	58	.586	0	0	.000	4	16	.250	33	79	112	2.5	75	2	6	18	14	3	72	1.6



15 MATEY JURIC

5-11 • Soph. • Guard • Toronto, Ont. • Lake Forest Academy

- *Averages 5.4 points per game and is hs 37 steals
- *Scored a career-best 16 points vs. Rosemont and was 6-for-10 shooting
- *Came up with key steal to set up final OT possession vs. Abilene Christian
- *Scored 11 of his 13 points in the second half in the win vs. Quinnipiac
- *Had 11 points and was 3-for-6 from deep at Temple
- *Also had five boards and four assists against the Owls
- *Shooting .425 from the floor and shoots .358 from behind the stripe
- *Has at least one steal in 21 games
- *Scored 11 points in the 2019 CAA Quarterfinals against Charleston
- *Tied Drexel CAA Championship record with five steals in that game

CAREER HIGHS

	No.	Team	Most Rec.
Pts:	16	Rosemont	11/25/19
Reb:	5	2 times	11/5/19
Asts:	5	4 times	1/18/20
Blk:	1	9 times	2/15/20
Stl:	5	Charleston	3/10/19
FG:	6	Rosemont	11/25/19
FGA:	10	Rosemont	11/25/19
3FG:	3	3 times	1/11/20
FGA:	6	2 times	11/25/19
FT:	4	3 times	2/13/20
FTA:	8	SFA	11/16/19
Min:	36	Charleston	3/10/19

SEASON HIGHS

	No.	Team	Most Rec.
Pts:	16	Rosemont	11/25/19
Reb:	5	Temple	11/5/19
Asts:	5	3 times	1/18/20
Blk:	1	7 times	2/25/20
Stl:	4	Niagara	11/8/19
FG:	6	Rosemont	11/25/19
FGA:	10	Rosemont	11/25/19
3FG:	3	3 times	1/11/20
3FGA:	6	2 times	11/25/19
FT:	4	2 times	2/13/20
FTA:	8	SFA	11/16/19
Min:	34	2 times	11/25/19

10+ Points - 6 (5)

MATEY JURIC 2019-20 GAME-BY-GAME

Opp.	GS	Min	FG	3's	FT	O-D	Reb	F	A	T	S	B	TP
at Temple	*	27	4-7	3-6	0-0	1-4	5	2	4	3	2	1	11
Niagara	*	34	2-4	1-3	3-5	1-2	3	3	5	4	4	1	8
Abilene	*	29	2-4	0-1	3-4	0-2	2	2	1	1	2	0	7
at Rutgers	*	31	2-7	0-2	2-2	2-2	4	3	0	3	2	0	6
at SFA	*	32	0-1	0-0	4-8	0-0	0	2	4	7	2	0	4
Bryant	*	31	3-4	2-3	2-2	0-2	2	2	2	1	2	1	10
Rosemont	*	34	6-10	2-6	2-3	1-3	4	1	5	1	2	1	16
at UMBC	*	21	1-2	0-1	0-0	1-1	2	3	2	3	0	0	2
Princeton	*	24	2-3	0-1	2-3	0-2	2	4	3	2	2	1	6
La Salle	*	11	0-2	0-0	2-2	0-1	1	3	1	2	2	0	2
at USF		8	0-0	0-0	1-2	0-0	0	1	1	0	1	0	1
Quinnipiac		20	5-8	3-5	0-0	0-0	0	1	1	0	2	0	13
Norfolk St.		27	1-2	1-2	2-3	1-1	2	4	1	0	1	0	5
Charleston		24	2-5	1-2	0-0	1-1	2	2	2	0	2	0	5
UNCW		23	1-3	1-2	0-0	1-1	2	2	1	2	1	0	3
Delaware		29	2-5	2-5	3-4	1-3	4	0	2	1	2	0	9
at Towson		22	2-4	0-1	0-0	0-1	1	0	2	2	2	0	4
at JMU		25	3-6	3-5	2-2	0-0	0	4	1	3	1	1	11
Elon		25	0-3	0-2	1-2	0-1	1	3	4	2	1	0	1
W&M		27	2-4	1-3	0-0	0-3	3	2	5	1	1	0	5
at NU		31	0-2	0-1	2-2	1-3	4	2	1	0	0	0	2
at Hofstra		21	0-1	0-1	0-0	0-0	0	1	0	3	0	0	0
at Delaware		20	1-2	1-2	0-0	0-1	1	3	1	1	2	0	3
JMU		15	0-4	0-4	0-1	0-0	0	1	2	2	0	0	0
Towson		16	1-3	1-2	0-0	0-1	1	1	1	0	0	0	3
at W&M		23	2-3	1-2	4-5	0-2	2	2	0	0	0	0	9
at Elon		19	0-3	0-2	2-2	0-2	2	1	1	1	0	1	2
Hofstra		19	1-4	1-3	0-0	0-0	0	2	0	0	1	0	3
NU													
at UNCW													
at Charleston													

JURIC CAREER STATISTICS

Year	GP	GS	Min	Avg	FG	FGA	Pct	3FG	FGA	Pct	FT	FTA	Pct	Off	Def	Tot	Avg	PF	FO	Ast	TO	Blk	Stl	Pts	Avg
2018-19	25	3	283	11.3	14	33	.424	3	9	.333	8	11	.727	5	15	20	0.8	38	0	25	23	2	16	39	1.6
2019-20	28	11	665	23.8	45	106	.425	24	67	.358	37	52	.712	11	39	50	1.8	57	0	53	45	7	37	151	5.4
TOTAL	53	14	948	17.9	59	139	.424	27	76	.355	45	63	.714	16	54	70	1.3	95	0	78	68	9	53	190	3.6



21 MATE OKROS

6-6 · Freshman · Forward · Debrecen, Hungary · Myerscough

- *Started every game in his first season with the team
- *Was 4-for-4 from deep and had career-best 14 points against Quinnipiac
- *Made all four of his shots, including three three-pointer at Elon (13 pts.)
- *Sank four three-pointers and had 12 points in the victory at JMU
- *Scored 11 points and was 3-for-6 from deep in the win vs. Bryant
- *Also had 11 points and made three three-pointers vs. Niagara
- *Averages 5.3 points per game and has 34 three-pointers
- *Shooting .420 from long range (34-for-81), which ranks third in the CAA
- *Represented Great Britain in the U18 FIBA championships during the summer of 2019 in Volos, Greece

CAREER/SEASON HIGHS

	No.	Team	Most Rec.
Pts:	14	Quinnipiac	12/20/19
Reb:	4	2 times	11/20/19
Asts:	5	JMU	2/6/20
Blk:	1	3 times	12/30/19
Stl:	2	2 times	11/25/19
FG:	4	4 times	2/15/20
FGA:	8	JMU	1/11/20
3FG:	4	2 times	1/11/20
FGA:	7	JMU	1/11/20
FT:	2	9 times	2/15/20
FTA:	2	10 times	2/15/20
Min:	33	Elon	1/16/20


10 Pts. - 5

MATE OKROS 2019-20 GAME-BY-GAME

Opp.	GS	Min	FG	3's	FT	O-D	Reb	F	A	T	S	B	TP
at Temple	*	26	2-9	1-4	0-0	1-2	3	2	1	5	2	0	5
Niagara	*	26	4-7	3-5	0-0	1-2	3	1	0	0	0	0	11
Abilene	*	28	2-5	1-4	2-2	1-0	1	1	1	0	0	0	7
at Rutgers	*	14	2-6	1-3	0-0	0-2	2	2	0	1	0	0	5
at SFA	*	22	3-4	2-2	0-0	0-4	4	1	0	3	0	0	8
Bryant	*	29	3-7	3-6	2-2	2-2	4	2	2	0	0	0	11
Rosemont	*	24	1-4	1-4	2-2	1-2	3	0	1	1	2	1	5
at UMBC	*	25	2-4	2-4	0-1	1-0	1	0	3	2	0	0	6
Princeton	*	30	2-2	0-0	0-0	1-2	3	1	1	0	0	1	4
La Salle	*	24	0-2	0-2	2-2	0-0	0	2	1	1	0	0	2
at USF	*	14	0-1	0-0	0-0	0-0	0	3	1	2	0	0	0
Quinnipiac	*	30	4-5	4-4	2-2	0-2	2	1	0	0	1	0	14
Norfolk St.	*	29	1-5	0-3	0-0	0-2	2	0	2	3	1	0	2
Charleston	*	26	1-5	1-3	0-0	0-2	2	1	2	2	0	0	3
UNCW	*	13	1-3	1-3	0-0	0-1	1	3	1	2	0	1	3
Delaware	*	9	0-2	0-1	0-0	0-1	1	1	0	2	0	0	0
at Towson	*	20	2-2	1-1	0-0	0-1	1	3	3	0	0	0	5
at JMU	*	18	4-8	4-7	0-0	1-2	3	2	0	1	0	0	12
Elon	*	33	0-2	0-2	2-2	2-0	2	1	2	1	0	0	2
W&M	*	20	2-5	1-3	0-0	0-0	0	4	2	1	0	0	5
at NU	*	27	1-3	1-3	0-0	1-1	2	0	1	0	1	0	3
at Hofstra	*	22	0-2	0-2	2-2	0-1	1	1	1	1	0	0	2
at Delaware	*	25	2-2	0-1	2-2	0-1	1	3	2	0	1	0	6
JMU	*	26	3-6	2-5	1-2	0-3	3	3	5	0	1	0	9
Towson	*	28	0-3	0-2	0-1	0-2	2	3	0	0	0	0	0
at W&M	*	20	1-2	1-2	0-1	0-1	1	2	1	2	0	0	3
at Elon	*	26	4-4	3-3	2-2	0-0	0	3	3	0	0	0	13
Hofstra	*	23	1-1	1-1	0-0	0-0	0	4	2	1	0	0	3
NU													
at UNCW													
at Charleston													

OKROS CAREER STATISTICS

Year	GP	GS	Min	Avg	FG	FGA	Pct	3FG	FGA	Pct	FT	FTA	Pct	Off	Def	Tot	Avg	PF	FO	Ast	TO	Blk	Stl	Pts	Avg.
2019-20	28	28	648	23.1	48	112	.429	34	81	.420	19	23	.826	12	36	48	1.7	49	0	38	31	3	10	149	5.3



23 T. J. BICKERSTAFF

6-8 · Freshman · Forward · Atlanta, Ga. · Sandy Creek

- *Has provided a spark off the bench in his first season
- *Had a memorable debut at Temple with 16 points and seven rebounds
- *Scored 10 points and had five boards in the win vs. Niagara
- *Contributed 10 points and six rebounds against JMU at the DAC
- *Had eight points on 3-for-3 shooting in first meeting vs. JMU
- *Averaging 4.8 points and 3.6 rebounds per game
- *Shooting .836 from the free throw line, which is eighth in the CAA
- *Has grabbed five or more rebounds on eight occasions
- *Selected as the 4A Player of the Year by the Atlanta Journal Constitution and the Georgia Athletics Coaches Association (GACA)

CAREER/SEASON HIGHS

	No.	Team	Most Rec.
Pts:	16	Temple	11/5/19
Reb:	7	Temple	11/5/19
Asts:	3	La Salle	12/7/19
Blk:	2	2 times	12/7/19
Stl:	3	La Salle	12/7/19
FG:	6	Temple	11/5/19
FGA:	11	Temple	11/5/19
3FG:			
3FGA:	2	3 times	12/15/19
FT:	6	SFA	11/16/19
FTA:	9	Niagara	11/8/19
Min:	27	Temple	11/5/19


10+ Pts. - 3

T.J. BICKERSTAFF 2019-20 GAME-BY-GAME

Opp.	GS	Min	FG	3's	FT	O-D	Reb	F	A	T	S	B	TP
at Temple		27	6-11	0-2	4-5	4-3	7	2	1	2	1	0	16
Niagara		17	3-5	0-0	4-9	1-4	5	3	1	3	0	0	10
Abilene		11	1-4	0-1	2-2	0-4	4	2	1	2	0	0	4
at Rutgers		7	0-3	0-1	0-0	1-2	3	2	0	1	0	0	0
at SFA		22	0-1	0-1	6-6	1-3	4	1	0	1	1	1	6
Bryant		17	2-5	0-0	2-2	0-6	6	1	2	0	0	0	6
Rosemont		20	3-7	0-2	0-0	2-4	6	3	2	3	0	2	6
at UMBC		19	1-2	0-0	5-6	1-3	4	3	1	4	1	1	7
Princeton		16	1-5	0-2	2-2	0-2	2	1	1	1	0	1	4
La Salle		24	1-5	0-0	2-2	1-3	4	3	3	3	3	2	4
at USF		18	1-4	0-2	0-0	2-2	4	3	2	2	0	0	2
Quinnipiac		8	0-1	0-1	0-0	0-1	1	2	0	1	0	0	0
Norfolk St.		9	2-4	0-0	2-2	1-1	2	3	1	1	0	0	6
Charleston		12	1-3	0-1	0-0	0-1	1	0	0	2	0	0	2
UNCW		11	1-3	0-0	2-3	3-2	5	1	2	2	1	0	4
Delaware		11	2-3	0-0	0-0	3-1	4	2	0	1	2	0	4
at Towson		22	1-4	0-1	4-4	1-5	6	4	2	0	2	0	6
at JMU		19	3-3	0-0	2-3	1-2	3	3	2	1	0	0	8
Elon		12	1-4	0-0	0-0	1-1	2	4	1	1	1	0	2
W&M		23	1-1	0-0	4-4	0-3	3	2	0	0	0	0	6
at NU		20	1-5	0-0	2-2	1-4	5	2	0	0	0	0	4
at Hofstra		13	1-1	0-0	3-4	1-0	1	2	2	2	0	0	5
at Delaware		12	1-5	0-1	4-4	1-3	4	2	0	0	1	0	6
JMU		20	3-4	0-0	4-4	3-3	6	1	0	2	1	1	10
Towson		8	0-0	0-0	2-2	0-2	2	1	0	2	0	0	2
at W&M		11	0-2	0-0	0-0	1-3	4	1	0	1	0	1	0
at Elon		10	1-2	0-0	0-1	0-1	1	3	0	0	0	0	2
Hofstra		7	1-2	0-0	0-0	1-1	2	2	1	1	0	0	2
NU													
at UNCW													
at Charleston													

BICKERSTAFF CAREER STATISTICS

Year	GP	GS	Min	Avg	FG	FGA	Pct	3FG	FGA	Pct	FT	FTA	Pct	Off	Def	Tot	Avg	PF	FO	Ast	TO	Blk	Stl	Pts	Avg.
2019-20	28	0	427	15.3	39	99	.394	0	15	.000	56	67	.836	30	71	101	3.6	58	0	25	39	9	14	134	4.8



32 TADAS KARARINAS

6-10 · Junior · Forward · Silute, Lithuania · Findlay Prep

- *Was 3-for-3 with seven first half points in the win vs. Princeton
- *Had seven points and a career-high nine rebounds vs. Rosemont
- *Came off the bench to score five points at Northeastern
- *A native of Lithuania who has appeared in 16 games
- *Averages 1.6 points and 0.9 rebounds
- *Played in 12 games off the bench last season and had 19 points
- *Established career-highs with 11 points and four rebounds vs. Bryn Athyn
- *Had eight points in 20 minutes at Charleston last season
- *Chipped in with 1.6 ppg in 2017-18 and was 17-for-43 from the floor

CAREER HIGHS

	No.	Team	Most Rec.
Pts:	11	Bryn Athyn	11/14/18
Reb:	9	Rosemont	11/25/19
Asts:	2	2 times	11/25/19
Stl:	2	Elon	1/28/18
Blk:	2	3 times	11/25/19
FG:	4	Bryn Athyn	11/14/18
FGA:	10	Rosemont	11/25/19
3FG:	2	Charleston	2/10/18
3FGA:	3	2 times	11/14/18
FT:	2	5 times	1/23/20
FTA:	2	7 times	1/23/20
Min:	20	Charleston	2/10/18

SEASON HIGHS

	No.	Team	Most Rec.
Pts:	7	2 times	12/4/19
Reb:	9	Rosemont	11/25/19
Asts:	2	Rosemont	11/25/19
Stl:			
Blk:	2	Rosemont	11/25/19
FG:	3	2 times	12/4/19
FGA:	10	Rosemont	11/25/19
3FG:	1	2 times	1/23/20
3FGA:	3	Northeastern	1/23/20
FT:	2	2 times	1/23/20
FTA:	2	3 times	1/23/20
Min:	16	Rosemont	11/25/19

10+ Points - 1

TADAS KARARINAS 2019-20 GAME-BY-GAME

Opp.	GS	Min	FG	3's	FT	O-D	Reb	F	A	T	S	B	TP
at Temple		2	0-1	0-1	0-0	0-0	0	1	0	0	0	0	0
Niagara		3	0-0	0-0	0-0	0-0	0	0	0	1	0	0	0
Abilene		4	2-2	0-0	0-0	1-1	2	2	0	0	0	0	4
at Rutgers		2	0-0	0-0	0-0	0-0	0	1	0	0	1	0	0
at SFA		6	0-1	0-0	0-0	0-0	0	1	0	0	0	0	0
Bryant		2	0-0	0-0	0-0	0-0	0	1	0	1	0	0	0
Rosemont		16	3-10	0-0	1-2	6-3	9	3	2	1	0	2	7
at UMBC		3	0-0	0-0	0-0	0-1	1	1	0	1	0	0	0
Princeton		6	3-3	1-1	0-0	0-1	1	2	0	0	0	0	7
La Salle					DNP								
at USF		5	0-1	0-0	2-2	0-1	1	0	0	0	0	0	2
Quinnipiac		2	0-0	0-0	0-0	0-0	0	1	0	0	0	0	0
Norfolk St.		2	0-0	0-0	0-0	0-0	0	0	0	0	0	0	0
Charleston					DNP								
UNCW					DNP								
Delaware					DNP								
at Towson					DNP								
at JMU					DNP								
Elon		1	0-0	0-0	0-0	0-0	0	0	0	1	0	0	0
W&M		1	0-0	0-0	0-0	0-0	0	0	0	0	0	0	0
at NU		7	1-3	1-3	2-2	0-0	0	3	0	0	0	0	5
at Hofstra					DNP								
at Delaware					DNP								
JMU		2	0-1	0-1	0-0	0-0	0	1	0	0	0	0	0
Towson					DNP								
at W&M					DNP								
at Elon					DNP								
Hofstra					DNP								
NU					DNP								
at UNCW													
at Charleston													

KARARINAS CAREER STATISTICS

Year	GP	GS	Min	Avg	FG	FGA	Pct	3FG	FGA	Pct	FT	FTA	Pct	Off	Def	Tot	Avg	PF	FO	Ast	TO	Blk	Stl	Pts	Avg
2017-18	32	0	237	7.4	17	43	.395	8	21	.381	9	10	.900	10	16	26	0.8	33	0	5	9	8	2	51	1.6
2018-19	12	0	64	5.3	8	16	.500	1	4	.250	2	2	1.000	5	8	13	1.1	12	0	3	2	2	0	19	1.6
2019-20	16	0	63	3.9	9	22	.409	2	6	.333	5	6	.833	7	7	14	0.9	17	0	2	5	2	1	25	1.6
TOTAL	60	0	364	6.1	34	81	.420	11	31	.355	16	18	.889	22	31	53	0.9	62	0	10	16	12	3	95	1.6



51 JAMES BUTLER

6-8 • Junior • Forward • Fairfax Station, Va. • Navy

- *Preseason CAA Honorable Mention selection
- *Is fourth in the nation and tops in the CAA with 11.8 rebounds per game
- *Second on the club with 13.4 points per game
- *Has 18 double-doubles this year, tied for fourth in D-I, and 24 in his career
- *Narrowly missed a triple-double with 23 pts., 14 rebounds and nine assists
- *Is fifth in the CAA in blocked shots per game.
- *Set a career-high with 23 points and had 10 boards at Stephen F. Austin
- *Had 22 points and grabbed 15 boards in win vs. Niagara
- *Opened CAA play with 18 points and 13 rebounds vs. Charleston
- *Had 16 rebounds in both meetings against Delaware, tying a career-high

CAREER HIGHS

	No.	Team	Most Rec.
Pts:	23	SFA	11/16/19
		Hofstra	2/20/20
Reb:	16	3 times	2/1/20
Asts:	9	Hofstra	2/20/20
Blk:	4	Princeton	12/4/19
Stl:	3	Delaware	1/3/20
FG:	10	3 times	2/20/20
FGA:	15	2 times	2/20/20
3FG:	1	5 times	2/13/20
3FGA:	1	12 times	2/13/20
FT:	8	Northeastern	1/23/20
FTA:	10	SFA	11/16/19
Min:	41	ACU	11/10/19

SEASON HIGHS

	No.	Team	Most Rec.
Pts:	23	SFA	11/16/19
		Hofstra	2/20/20
Reb:	16	Delaware	2/1/20
		Delaware	1/3/20
Asts:	5	Quinnipiac	12/20/19
Blk:	4	Princeton	12/4/19
Stl:	3	Delaware	1/3/20
FG:	10	3 times	2/20/20
FGA:	15	2 times	2/20/20
3FG:	1	3 times	2/13/20
3FGA:	1	6 times	2/13/20
FT:	8	Northeastern	1/23/20
FTA:	10	SFA	11/16/19
Min:	41	ACU	11/10/19


10+ Points - 41 (21)
 20+ Points - 6 (6)
 10+ Rebounds - 29 (21)
 Double-Doubles - 24 (18)

JAMES BUTLER 2019-20 GAME-BY-GAME

Opp.	GS	Min	FG	3's	FT	O-D	Reb	F	A	T	S	B	TP
at Temple	*	37	3-9	0-0	1-1	6-9	15	0	4	0	1	2	7
Niagara	*	37	10-12	0-0	2-3	4-11	15	0	1	2	1	0	22
Abilene	*	41	4-4	0-0	5-7	2-11	13	2	2	4	1	3	13
at Rutgers	*	37	3-9	0-0	0-0	3-5	8	3	3	1	1	1	6
at SFA	*	33	8-11	0-0	7-10	2-8	10	3	2	1	1	0	23
Bryant	*	38	8-15	0-0	2-3	3-9	12	4	4	1	1	1	18
Rosemont	*	24	9-12	0-0	2-6	4-6	10	0	1	0	1	0	20
at UMBC	*	27	1-5	0-1	0-0	2-7	9	3	1	2	1	3	2
Princeton	*	34	8-14	0-0	2-3	3-9	12	3	2	5	0	4	18
La Salle	*	39	6-13	1-1	4-5	6-6	12	4	0	2	0	1	17
at USF	*	34	0-4	0-0	0-3	2-5	7	4	0	1	0	0	0
Quinnipiac	*	31	1-8	0-1	3-4	4-10	14	2	5	0	0	3	5
Norfolk St.	*	31	4-12	0-0	2-3	7-6	13	2	1	1	0	0	10
Charleston	*	31	7-11	0-0	4-8	8-5	13	0	3	1	1	0	18
UNCW	*	34	4-10	0-0	0-2	3-8	11	3	0	1	0	1	8
Delaware	*	36	4-11	0-0	2-2	7-9	16	3	4	2	3	1	10
at Towson	*	27	3-7	0-0	4-4	3-6	9	1	2	2	0	0	10
at JMU	*	35	5-9	0-0	0-0	4-9	13	3	2	2	0	3	10
Elon	*	30	6-12	0-0	3-4	2-13	15	2	2	1	0	0	15
W&M	*	28	6-7	0-0	5-6	2-10	12	3	1	2	0	0	17
at NU	*	27	4-7	0-0	8-9	3-5	8	1	0	1	0	0	16
at Hofstra	*	35	10-13	0-0	1-1	5-7	12	1	1	1	0	1	21
at Delaware	*	35	8-13	1-1	1-2	7-9	16	3	3	3	1	0	18
JMU	*	38	8-12	0-0	2-5	3-11	14	2	4	1	2	3	18
Towson	*	31	6-14	0-1	1-2	3-5	8	4	2	0	0	0	13
at W&M	*	27	2-7	1-1	1-2	2-4	6	5	1	1	0	0	6
at Elon	*	34	4-10	0-0	3-4	2-10	12	2	1	2	1	1	11
Hofstra	*	35	10-15	0-0	3-5	7-7	14	1	9	2	0	0	23
NU													
at UNCW													
at Charleston													

BUTLER CAREER STATISTICS

Year	GP	GS	Min	Avg	FG	FGA	Pct	3FG	FGA	Pct	FT	FTA	Pct	Off	Def	Tot	Avg	PF	FO	Ast	TO	Blk	Stl	Pts	Avg
2018-19	32	32	853	26.7	131	219	.598	2	7	.286	64	87	.736	89	172	261	8.2	87	3	16	31	15	11	328	10.3
2019-20	28	28	918	32.8	152	286	.531	3	6	.500	68	104	.654	109	220	329	11.8	64	1	61	42	28	16	375	13.4
TOTAL	60	60	1771	29.5	283	505	.560	5	13	.385	132	191	.691	198	392	590	9.8	151	4	77	73	43	27	703	11.7



20 JULIAN ADAMS

6-1 · Senior · Guard · York, Pa. · Dallastown Area

Appeared in two games during his first season...had an assist and a steal against Bryn Athyn.

Background: Second-year member of the team...graduated from Dallastown Area High School in Seven Valleys, Pa...played two seasons of varsity basketball and was also a high jumper on the track and field team...an Honor Roll student who was a member of the National Honor Society.

Personal: Son of James and Natalie Adams...one of three children...a chemical engineering major.

DREXEL BASKETBALL RECORDS

Points

1. 2,208	Michael Anderson (1984-88)
2. 2,111	John Rankin (1985-89)
3. 2,024	Malik Rose (1992-96)
4. 1,816	Joe Linderman (1996-01)
5. 1,744	Chris Fouch (2009-14)
6. 1,646	Frantz Massenat (2010-14)
7. 1,620	Mike DeRocckis (1996-99)
8. 1,612	Bob Stephens (1975-79)
9. 1,546	Todd Lehmann (1986-90)
10. 1,538	Damion Lee (2011-15)
11. 1,505	M. Thompson (1988-92)
12. 1,485	Brian Holden (1992-95)
13. 1,473	Phil Goss (2001-05)
14. 1,436	Mike Kouser (1997-01)
15. 1,430	Jeff Myers (1994-97)
16. 1,371	David Broadus (1976-80)
17. 1,364	Len Hatzenbeller (1977-81)
18. 1,285	Frank Elegar (2004-08)
19. 1,265	Randy Burkert (1978-82)
20. 1,249	Tavon Allen (2011-16)
20. 1,228	Richard Congo (1981-84)
22. 1,226	Samme Givens (2008-12)
23. 1,222	Jonathan Raab (1982-86)
24. 1,159	Walter Fuller (1982-86)
25. 1,158	Rodney Williams (2013-17)
26. 1,153	Sammy Mojica (2014-18)
27. 1,126	Bashir Mason (2003-07)
28. 1,124	Casper Cooper (1983-87)
29. 1,098	Ron Coley (1968-71)
30. 1,083	Mike Wisler (1990-94)
31. 1,074	Dominick Mejia (2004-07)
32. 1,069	Michael Mitchell (1980-84)
33. 1,049	Gerald Colds (2007-11)
34. 1,048	Stephen Starks (1997-2001)
35. 1,039	Tim Whitworth (1999-2004)
36. 1,016	Greg Newman (1971-74)
37. 1,009	Robert Battle (1999-2003)

Scoring Avg. (min. 2 yrs/40 games)

1. 19.2	Michael Anderson (1984-88)
2. 19.2	John Rankin (1985-89)
3. 18.5	Bob Buckley (1954-57)
4. 17.8	Bob Morgan (1958-61)
5. 16.9	Ron Coley (1968-71)
6. 16.9	Malik Rose (1992-96)
7. 16.7	Brian Holden (1992-95)
8. 16.5	Joe Linderman (1996-01)
9. 16.4	Greg Newman (1971-74)
10. 16.3	Bob Stephens (1975-79)

Field Goals Made

1. 854	John Rankin (1985-89)
2. 733	Malik Rose (1992-96)
3. 720	Michael Anderson (1984-88)
4. 678	Joe Linderman (1996-01)
5. 643	Bob Stephens (1975-79)
7. 568	Chris Fouch (2009-14)
6. 567	David Broadus (1976-80)
8. 537	M. Thompson (1988-92)
9. 521	Mike DeRocckis (1996-99)
10. 505	Frantz Massenat (2010-14)

Field-Goal Pct (min. 2 yrs/4 per game)

1. .603	Jonathan Raab (1988-92)
2. .564	Joe Linderman (1997-01)
3. .549	Malik Rose (1992-96)
4. .545	John Rankin (1985-89)
5. .543	Richard Congo (1981-84)
6. .520	Frank Elegar (2004-08)
7. .494	Len Hatzenbeller (1977-81)
8. .492	Ron Coley (1968-71)
9. .487	Bob Stephens (1975-79)
10. .485	David Broadus (1976-80)

Free Throws Made

1. 705	Michael Anderson (1984-88)
2. 551	Malik Rose (1992-96)
3. 484	Frantz Massenat (2010-14)
4. 457	Joe Linderman (1996-01)
5. 413	Brian Holden (1992-95)
6. 403	John Rankin (1985-89)
7. 381	Jeff Myers (1994-97)
8. 379	Frank Elegar (2004-08)
9. 374	Damion Lee (2011-15)
10. 360	Len Hatzenbeller (1977-81)

Free Throws Attempted

1. 958	Michael Anderson (1984-88)
2. 860	Malik Rose (1992-96)
3. 737	Joe Linderman (1996-01)
4. 661	John Rankin (1985-89)
5. 649	Frantz Massenat (2010-14)
6. 579	Frank Elegar (2004-08)
7. 547	Bob Buckley (1954-57)
8. 529	Jeff Myers (1994-97)
9. 510	Brian Holden (1992-95)
10. 506	Len Hatzenbeller (1977-81)

Free-Throw Pct. (min. 2/gm., two yrs)

1. .842	Damion Lee (2011-15)
2. .836	Mike DeRocckis (1996-99)
3. .824	Todd Lehmann (1986-90)
4. .810	Brian Holden (1992-95)
5. .804	Walter Fuller (1982-86)
6. .800	Ron Coley (1968-71)
7. .791	Jim Rullo (1990-94)
8. .784	Chris Fouch (2009-14)
.784	Derrick Joynes (1978-82)
10. .775	Cl. Armstrong (1988-92)

3-Point Field Goals

1. 313	Mike DeRocckis (1996-99)
2. 306	Phil Goss (2001-05)
3. 285	Todd Lehmann (1986-90)
4. 275	Chris Fouch (2009-14)
5. 232	Mike Wisler (1990-94)
6. 217	Dominick Mejia (2004-07)
7. 204	Brian Holden (1992-95)
8. 196	Damion Lee (2011-14)
9. 193	Sammy Mojica (2014-18)
10. 191	Tr. Hawthorne (2005-09)

3-Point FG Attempted

1. 806	Phil Goss (2001-05)
3. 780	Chris Fouch (2009-14)
3. 777	Mike DeRocckis (1996-99)
4. 738	Todd Lehmann (1986-90)
5. 590	Sammy Mojica (2014-18)
6. 578	Dominick Mejia (2004-07)
7. 569	Mike Wisler (1990-94)
569	T. Hawthorne (2005-09)
9. 531	Damion Lee (2011-14)
10. 499	Brian Holden (1992-95)

3-Point FG Pct. (min. 200 attempts)

1. .412	Trevor John (2018-19)
2. .409	Brian Holden (1992-95)
3. .408	Mike Wisler (1990-94)
4. .403	Mike DeRocckis (1996-99)
5. .391	Stephen Starks (1997-01)
6. .390	M. Thompson (1988-92)
7. .386	Todd Lehmann (1986-90)
8. .384	Tim Whitworth (1999-04)
9. .382	Cl. Armstrong (1988-92)
10. .380	Phil Goss (2001-05)
11. .375	Dominick Mejia (2004-07)

Rebounds

1. 1,514	Malik Rose (1992-96)
2. 1,316	Bob Stephens (1975-79)
3. 1,059	Samme Givens (2008-12)
4. 886	John Rankin (1985-89)
5. 864	Daryl McCoy (2009-)
6. 858	Mike Kouser (1997-01)
7. 829	Dartaye Ruffin (2010-14)
8. 819	Chaz Crawford (2003-07)
9. 808	Joe Linderman (1996-01)
10. 749	Steve Lilly (1968-72)
749	Len Hatzenbeller (1977-81)

Assists

1. 724	M. Anderson (1984-88)
2. 668	Todd Lehmann (1986-90)
3. 548	Frantz Massenat (2010-14)
4. 471	Bashir Mason (2003-07)
5. 422	Cl. Armstrong (1988-92)
6. 410	Bryant Coursey (1997-00)
7. 389	John Siorek (1979-83)
8. 379	Brian Holden (1992-94)
9. 358	Jeremiah King (2001-05)
10. 352	Chris O'Brien (1982-86)

Blocks

1. 404	Bob Stephens (1975-79)
2. 318	Chaz Crawford (2003-06)
3. 246	Robert Battle (1999-03)
4. 207	John Rankin (1985-89)
5. 163	Mike Mitchell (1980-84)
6. 143	Austin Williams (2014-18)
7. 137	Frank Elegar (2004-08)
8. 128	Rodney Williams (2013-17)
9. 121	Malik Rose (1992-96)
10. 97	Samme Givens (2008-12)

Drexel Combined Team Statistics (as of Feb 20, 2020)
All games

RECORD:	OVERALL	HOME	AWAY	NEUTRAL
ALL GAMES	13-15	10-4	1-11	2-0
CONFERENCE	6-9	5-3	1-6	0-0
NON-CONFERENCE	7-6	5-1	0-5	2-0

#	Player	gp-gs	min	avg	Total		3-Point		F-Throw		Rebounds											
					fg-fga	fg%	3fg-fga	3fg%	ft-fa	ft%	off	def	tot	avg	pf	dq	a	to	blk	stl	pts	avg
11	Wynter, Camren	28-28	1004	35.9	163-361	.452	39-99	.394	83-118	.703	16	96	112	4.0	59	0	148	102	2	44	448	16.0
51	Butler, James	28-28	918	32.8	152-286	.531	3-6	.500	68-104	.654	109	220	329	11.8	64	1	61	42	28	16	375	13.4
05	Walton, Zach	28-18	773	27.6	131-310	.423	33-127	.260	51-72	.708	23	92	115	4.1	64	2	43	74	21	20	346	12.4
04	Green, Sam	27-27	513	19.0	56-137	.409	35-89	.393	7-11	.636	26	41	67	2.5	32	0	19	25	4	11	154	5.7
15	Juric, Matey	28-11	665	23.8	45-106	.425	24-67	.358	37-52	.712	11	39	50	1.8	57	0	53	45	7	37	151	5.4
21	Okros, Mate	28-28	648	23.1	48-112	.429	34-81	.420	19-23	.826	12	36	48	1.7	49	0	38	31	3	10	149	5.3
00	Washington,Coletran	28-0	401	14.3	49-110	.445	37-83	.446	6-10	.600	6	18	24	0.9	31	0	16	12	2	4	141	5.0
23	Bickerstaff, T.J.	28-0	427	15.3	39-99	.394	0-15	.000	56-67	.836	30	71	101	3.6	58	0	25	39	9	14	134	4.8
02	Doles, Jarvis	5-0	57	11.4	3-15	.200	3-12	.250	1-3	.333	0	10	10	2.0	7	0	2	3	2	2	10	2.0
32	Kararinas, Tadas	16-0	63	3.9	9-22	.409	2-6	.333	5-6	.833	7	7	14	0.9	17	0	2	5	2	1	25	1.6
01	Lee, Kurk	3-0	35	11.7	1-5	.200	1-4	.250	0-0	.000	0	1	1	0.3	3	0	4	4	0	0	3	1.0
13	Perry Jr., Tim	17-0	121	7.1	4-15	.267	0-0	.000	2-7	.286	8	19	27	1.6	22	0	2	7	2	1	10	0.6
Team											45	54	99				27					
Total.....		28	5625		700-1578	.444	211-589	.358	335-473	.708	293	704	997	35.6	463	3	413	416	82	160	1946	69.5
Opponents.....		28	5625		731-1636	.447	157-499	.315	360-480	.750	259	666	925	33.0	504	-	327	325	94	216	1979	70.7

TEAM STATISTICS	DREXEL	OPP	Date	Opponent	Score	Att.
SCORING	1946	1979	11/05/19	at Temple	L 62-70	7025
Points per game	69.5	70.7	11/08/19	NIAGARA	w 72-64	1129
Scoring margin	-1.2	-	11/10/19	ABILENE CHRISTIAN	Wot 86-83	795
FIELD GOALS-ATT	700-1578	731-1636	11/13/19	at Rutgers	L 57-62	6017
Field goal pct	.444	.447	11/16/19	at SFA	L 67-82	2365
3 POINT FG-ATT	211-589	157-499	11/20/19	BRYANT	w 86-74	882
3-point FG pct	.358	.315	11/25/19	ROSEMONT	w 84-51	1201
3-pt FG made per game	7.5	5.6	11/30/19	at UMBC	L 60-85	1308
FREE THROWS-ATT	335-473	360-480	12/04/19	PRINCETON	w 82-76	1233
Free throw pct	.708	.750	12/07/19	LA SALLE	L 63-71	1066
F-Throws made per game	12.0	12.9	12/15/19	at South Fla.	L 61-81	4480
REBOUNDS	997	925	12/20/19	vs Quinnipiac	w 72-63	500
Rebounds per game	35.6	33.0	12/21/19	vs Norfolk St.	w 53-49	500
Rebounding margin	+2.6	-	* 12/28/19	COL. OF CHARLESTON	L 65-76	830
ASSISTS	413	327	* 12/30/19	UNCW	w 71-66	926
Assists per game	14.8	11.7	* 01/03/20	DELAWARE	w 61-55	1109
TURNOVERS	416	325	* 01/09/20	at Towson	L 73-89	1123
Turnovers per game	14.9	11.6	* 01/11/20	at James Madison	w 78-71	1967
Turnover margin	-3.2	-	* 01/16/20	ELON	w 63-41	1007
Assist/turnover ratio	1.0	1.0	* 01/18/20	WILLIAM & MARY	w 84-57	1587
STEALS	160	216	* 01/23/20	at Northeastern	L 52-85	794
Steals per game	5.7	7.7	* 01/25/20	at Hofstra	L 59-72	2453
BLOCKS	82	94	* 02/01/20	at Delaware	L 72-80	3340
Blocks per game	2.9	3.4	* 02/06/20	JAMES MADISON	w 78-67	950
ATTENDANCE	14729	38135	* 02/08/20	TOWSON	L 69-76	1162
Home games-Avg/Game	14-1052	12-3095	* 2/13/20	at William & Mary	L 72-77	3590
Neutral site-Avg/Game	-	2-500	* 2/15/20	at Elon	L 70-75	2673
			* 02/20/20	HOFSTRA	L 74-81	852
Score by Periods	1st	2nd	OT	Totals		
Drexel	899	1038	9	1946		
Opponents	949	1024	6	1979		

* = Conference game

Drexel Combined Team Statistics (as of Feb 20, 2020)
Conference games

RECORD:	OVERALL	HOME	AWAY	NEUTRAL
ALL GAMES	6-9	5-3	1-6	0-0
CONFERENCE	6-9	5-3	1-6	0-0
NON-CONFERENCE	0-0	0-0	0-0	0-0

#	Player	gp-gs	min	avg	Total		3-Point		F-Throw		Rebounds								a	to	blk	stl	pts	avg
					fg-fga	fg%	3fg-fga	3fg%	ft-fa	ft%	off	def	tot	avg	pf	dq								
11	Wynter, Camren	15-15	553	36.9	105-221	.475	27-63	.429	54-70	.771	6	61	67	4.5	34	0	72	58	0	27	291	19.4		
51	Butler, James	15-15	482	32.1	87-158	.551	2-3	.667	38-56	.679	61	118	179	11.9	33	1	35	22	10	8	214	14.3		
05	Walton, Zach	15-15	421	28.1	70-163	.429	14-59	.237	21-32	.656	9	56	65	4.3	35	1	27	35	10	11	175	11.7		
00	Washington,Coletran	15-0	225	15.0	29-68	.426	21-48	.438	3-3	1.000	4	10	14	0.9	17	0	12	8	2	3	82	5.5		
04	Green, Sam	14-14	314	22.4	28-76	.368	17-48	.354	1-2	.500	16	18	34	2.4	19	0	10	10	2	8	74	5.3		
21	Okros, Mate	15-15	335	22.3	22-51	.431	16-39	.410	9-12	.750	4	16	20	1.3	34	0	25	13	1	4	69	4.6		
23	Bickerstaff, T.J.	15-0	211	14.1	18-42	.429	0-3	.000	27-31	.871	16	33	49	3.3	29	0	10	15	2	8	63	4.2		
15	Juric, Matey	15-1	341	22.7	17-52	.327	12-37	.324	14-18	.778	4	19	23	1.5	26	0	23	18	2	13	60	4.0		
32	Kararinas, Tadas	4-0	11	2.8	1-4	.250	1-4	.250	2-2	1.000	0	0	0	0.0	4	0	0	1	0	0	5	1.3		
13	Perry Jr., Tim	14-0	107	7.6	3-13	.231	0-0	.000	2-7	.286	6	18	24	1.7	20	0	2	7	2	1	8	0.6		
	Team										22	22	44				12							
	Total.....	15	3000		380-848	.448	110-304	.362	171-233	.734	148	371	519	34.6	251	2	216	199	31	83	1041	69.4		
	Opponents.....	15	3000		384-848	.453	89-254	.350	211-273	.773	128	356	484	32.3	264	-	170	159	55	104	1068	71.2		

TEAM STATISTICS	DREXEL	OPP	Date	Opponent	Score	Att.
SCORING	1041	1068	*	12/28/19	COL. OF CHARLESTON	L 65-76 830
Points per game	69.4	71.2	*	12/30/19	UNCW	w 71-66 926
Scoring margin	-1.8	-	*	01/03/20	DELAWARE	w 61-55 1109
FIELD GOALS-ATT	380-848	384-848	*	01/09/20	at Towson	L 73-89 1123
Field goal pct	.448	.453	*	01/11/20	at James Madison	w 78-71 1967
3 POINT FG-ATT	110-304	89-254	*	01/16/20	ELON	w 63-41 1007
3-point FG pct	.362	.350	*	01/18/20	WILLIAM & MARY	w 84-57 1587
3-pt FG made per game	7.3	5.9	*	01/23/20	at Northeastern	L 52-85 794
FREE THROWS-ATT	171-233	211-273	*	01/25/20	at Hofstra	L 59-72 2453
Free throw pct	.734	.773	*	02/01/20	at Delaware	L 72-80 3340
F-Throws made per game	11.4	14.1	*	02/06/20	JAMES MADISON	w 78-67 950
REBOUNDS	519	484	*	02/08/20	TOWSON	L 69-76 1162
Rebounds per game	34.6	32.3	*	2/13/20	at William & Mary	L 72-77 3590
Rebounding margin	+2.3	-	*	2/15/20	at Elon	L 70-75 2673
ASSISTS	216	170	*	02/20/20	HOFSTRA	L 74-81 852
Assists per game	14.4	11.3				
TURNOVERS	199	159				
Turnovers per game	13.3	10.6				
Turnover margin	-2.7	-				
Assist/turnover ratio	1.1	1.1				
STEALS	83	104				
Steals per game	5.5	6.9				
BLOCKS	31	55				
Blocks per game	2.1	3.7				
ATTENDANCE	8423	15940				
Home games-Avg/Game	8-1053	7-2277				
Neutral site-Avg/Game	-	0-0				

* = Conference game

Score by Periods	1st	2nd	Totals
Drexel	476	565	1041
Opponents	513	555	1068