



# 2019-20 MEN'S BASKETBALL

9 NCAA TOURNAMENT APPEARANCES | 22 PROS IN COEN ERA | 143 CAA WINS SINCE 2006, BEST IN CAA

MBB CONTACT **SCOTT MacDONALD**

 S.MACDONALD@NORTHEASTERN.EDU

**100th SEASON**

 (919) 619-4137

## Game

# 26

**NORTHEASTERN (12-13, 6-7 CAA)  
CHARLESTON (15-11, 9-5 CAA)**

SATURDAY, FEB. 15 | NOON  
MATTHEWS ARENA (5,066)

## GENERAL INFORMATION

Northeastern University.....Founded in 1898  
Location.....Boston, Mass.  
Enrollment.....18,640 (undergrad)  
Nickname.....Huskies  
Colors.....Red and Black  
Conference.....Colonial Athletic Association (CAA)  
Arena (Capacity).....Matthews Arena (5,066)  
Year Opened.....1910  
President.....Dr. Joseph Aoun (MIT, '81)  
Director of Athletics.....Jeff Konya (Princeton, '95)

## BASKETBALL HISTORY

First Year / Record.....1919-20 / 1,245-1,134 (.523)  
NCAA Tournament.....9 Appearances (3-9 record)  
CAA Titles (joined in 2005).....5  
Last Regular Season / Tournament Title.....2018 / 2019

## SCHEDULE

### NOVEMBER

	EST (TV)
5 at Boston University	W, 72-67
8 HARVARD	W, 84-79
12 at UMass	L, 80-71
16 OLD DOMINION	L, 76-69
19 at Holy Cross	W, 101-44
25 vs. South Alabama - 1	L, 74-62
26 vs. Drake - 1	L, 59-56
27 vs. Weber State - 1	W, 79-69

### DECEMBER

4 MAINE	W, 78-63
7 DAVIDSON	L, 70-63
17 at Eastern Michigan	L, 60-55
19 at Detroit Mercy	W, 74-61
28 at Towson *	W, 61-45
30 at James Madison *	W, 88-72

### JANUARY

2 ELON *	W, 77-68
4 WILLIAM & MARY *	L, 66-64
9 HOFSTRA *	L, 74-72
16 at College of Charleston *	W, 79-76
18 at UNCW *	L, 76-74 (OT)
23 DREXEL *	W, 85-52
25 DELAWARE *	L, 76-74
30 at William & Mary *	L, 59-58

### FEBRUARY

1 at Elon *	L, 74-69
8 at Hofstra *	L, 75-71
13 UNCW *	W, 71-63
15 COLLEGE OF CHARLESTON *	NOON (FLOHOOPS)
20 at Delaware *	7 p.m. (FLOHOOPS)
22 at Drexel *	2 p.m. (FLOHOOPS)
27 JAMES MADISON *	8 P.M. (NESN+)

### MARCH

1 TOWSON *	4 P.M. (CBS SPORTS)
7-10 at CAA tournament - 2	

1 = Gulf Coast Showcase, Estero, Fla. at Hertz Arena  
2 = Washington, D.C.; HOME; \* = CAA contest

## MEDIA INFORMATION

**BROADCAST: 7FLOHOOPS**

**TALENT:** Josh Maurer (PxP), Alex Vispoli (analyst),  
Dan McLoughlin (sideline)

**BROADCAST:**  104.9 FM | wrbbsports.com

**TALENT:** Matt Neiser (PxP), Milton Posner (analyst)

**OFFICIALS:** Kenneth Clark, Greg Evans, Tim Kelly

**LIVE STATS:** NUHuskies.com/Stats

**BE SOCIAL:**    @GoNUmbasketball

## OPENING TIP

• Five of Northeastern's seven CAA losses have come by a total of nine points; The Huskies are 1-6 this season (1-5 CAA) in one-possession games

• The Huskies are 3-9 this season in games decided by 5 points or less, and 12 of their 13 losses have come by single digits; Margin of defeat is 4.1 per game, and in league play it's 2.6 per contest

• The Huskies are 8-0 this season when shooting 50 percent or better and 0-8 when their opponent shoots at least 50 percent

• NU has won 14 of its last 18 games inside Matthews Arena against CAA opponents

• Coach **Bill Coen** tied former Drexel Coach Bruiser Flint with 158 CAA wins for second all-time in league history; He currently ranks No. 2 all-time in NU history with 236 wins

• Senior **Jordan Roland** reached 1,000 points in his Northeastern career in just 56 games (18.0 ppg) and is No. 4 in the NCAA in scoring average (23.5); He was named to the Oscar Robertson Trophy Watch List and ESPN.com's Top 25 players earlier this season

• Senior **Bolden Brace** became the 39th player in program history to reach 1,000 points; **Brace** and **Roland** both rank inside the top 30 in NU history in career points

## NORTHEASTERN PROBABLE STARTERS (based off last game)

Pos.	No.	Name	Ht./Wt.	Yr.	GP/GS	PPG	RPG	Notes
G	02	Tyson Walker	6-0/162	Fr.	25/25	10.7	1.9	32 pts vs. Elon (5th-most by a FR in NU history)
G	12	Jordan Roland	6-1/171	Sr.-R	25/25	23.5	3.6	5th in NCAA in scoring; CAA-best 6 30-pt games
G	20	Bolden Brace	6-6/225	Sr.	25/25	10.2	6.5	NU history; #5 in 3s made (215) & #29 in pts (1,085)
F	14	Max Boursiquot	6-5/211	Jr.-R	23/18	8.0	4.8	Career-high 18 pts vs. Delaware; #3 in CAA w/.540 FG%
F	24	Shaquille Walters	6-6/190	Jr.	24/21	6.8	4.3	Season-best 15 pts vs. William & Mary (1/4)

## RESERVES

G	00	Jason Strong	6-8/217	So.-R	25/0	3.9	2.1	Scored 14 pts at Hofstra; Career-high 18 at Holy Cross
G	01	Vito Cubrilo	6-4/194	Fr.	6/0	0.0	0.0	Played on Croatia U18, U16 & U14 National Teams
F	10	Greg Eboigbodin	6-9/225	So.-R	23/6	2.7	4.4	Career-high 13 pts vs. Weber State
G	13	Myles Franklin	6-4/170	Jr.	24/0	3.5	1.0	3-for-3 vs. Delaware, Career-high 2-for-2 from 3
G	21	Guillien Smith	6-1/200	Gr.	21/1	2.7	0.5	44% from 3 this year (11-for-25)
G	22	Quirin Emanga	6-5/215	Fr.	15/0	0.9	1.0	Career-best 5 pts at Holy Cross (11/19)

## ON THE HARDWOOD



**VS.**



### HUSKIES

129  
Bill Coen (14th)  
236-210 (.529)  
Same

**NET RANKINGS**  
**COACH**  
**RECORD**  
**AT SCHOOL**

### COUGARS

132  
Earl Grant (6th)  
116-75 (.607)  
Same

### LEADERS (CAA Rank)

**PTS** Jordan Roland, 23.5 (1st) / Grant Riller, 22.1 (2nd)  
**REB** Bolden Brace, 6.5 (8th) / Sam Miller, 5.9 (10th)  
**AST** Tyson Walker, 3.5 (7th) / Grant Riller, 4.0 (4th)

### INSIDE THE SERIES

**OVERALL:** 8-7

**FIRST MEETING:** L, 58-49, Boston, Mass. (1/13/14)

**AT MATTHEWS ARENA:** 3-3

**COEN vs. CHARLESTON:** 8-7 (.533)

**GRANT vs. NU:** 6-7 (.462)

**OT:** 0-3

### LAST 10 MEETINGS (Tied 5-5)

02/25/16	W	58-57	H	Matthews Arena
02/09/17	W	73-72	A	TD Arena
02/18/17	L	85-71	H	Matthews Arena
01/11/18	L	82-66	A	TD Arena
02/01/18	L	69-64	H	Matthews Arena
03/06/18	L	83-76 (OT)	N	Charleston Coliseum
01/17/19	W	69-60	H	Matthews Arena
02/16/19	L	88-79 (OT)	A	TD Arena
03/11/19	W	70-67	N	Charleston Coliseum
01/16/20	W	79-76	A	TD Arena

### Pronunciation guide

Max Boursiquot	BORE-seh-ko
Vito Cubrilo	vee-toe coo-BREEL-oh
Greg Eboigbodin	ee-BOYG-boh-din
Quirin Emanga	Q-rin ee-MAIN-ga
Myles Franklin	Miles
Tomas Murphy	Thomas
Guillien Smith	Jillian

# LAST GAME SUMMARY NORTHEASTERN 71, UNCW 63

GAME 25 | Matthews Arena | Boston, Mass. | Feb. 13

**Jordan Roland** scored 27 points and **Bolden Brace** tallied a double-double with 11 points and a career-high 14 rebounds to lead Northeastern past UNCW, 71-63, on Thursday night inside Matthews Arena. With the win, head coach **Bill Coen** moves into a tie for second all-time in CAA history with 158 career league wins.

**Max Boursiquot** finished with 12 points and eight rebounds, while **Shaquille Walters** added 10 points to highlight four NU players in double figures.

The Huskies led for the entire 40 minutes, grabbing a game-high 18-point lead with just over 16 minutes left in the game. NU led by double digits for almost the entire game as the Seahawks got within eight with 24 seconds left.

# LAST BOX SCORE

HOME: Northeastern (12-13, 6-7 CAA)

		POS	MINS	FG	3FG	FT	REBS	PF	A	B	S	TP
14	Max Boursiquot	F	23	4-8	0-1	4-7	8	4	0	1	4	12
24	Shaq Walters	F	33	5-8	0-0	0-0	3	3	1	0	0	10
02	Tyson Walker	G	29	1-5	0-2	2-3	1	4	2	0	2	4
12	Jordan Roland	G	38	8-15	1-5	10-13	3	2	2	1	1	27
20	Bolden Brace	G	33	4-11	1-5	2-3	14	2	6	0	1	11
00	Jason Strong		16	1-1	0-0	0-1	3	2	1	0	0	2
10	Greg Eboigbodin		8	1-1	0-0	0-0	2	2	0	0	0	2
21	Guilien Smith		20	0-1	0-1	3-4	0	1	1	0	0	3
<b>TOTALS</b>			<b>24-50</b>	<b>2-14</b>	<b>21-31</b>	<b>36</b>	<b>20</b>	<b>13</b>	<b>2</b>	<b>8</b>	<b>71</b>	

<b>1st FG%:</b> 12-26 (46.2%)	<b>2nd FG%:</b> 12-24 (50.0%)	<b>FG%:</b> 24-50 (48.0%)
<b>1st 3FG%:</b> 1-5 (20.0%)	<b>2nd 3FG%:</b> 1-9 (11.1%)	<b>3FG%:</b> 2-14 (14.3%)
<b>1st FT%:</b> 9-12 (75.0%)	<b>2nd FT%:</b> 12-19 (63.2%)	<b>FT%:</b> 21-31 (97.7%)

VISITORS: UNCW (8-19, 3-11 CAA)

		POS	MINS	FG	3FG	FT	REBS	PF	A	B	S	TP
24	Imajae Dodd	F	16	0-1	0-0	0-0	2	2	0	1	0	0
00	Ty Gadsden	G	26	2-8	2-5	0-0	2	4	3	0	2	6
01	Brian Tolefree	G	28	3-6	3-4	4-5	1	1	1	0	0	13
02	Shykeim Phillips	G	25	1-3	0-0	0-0	2	2	3	0	0	2
04	Mike Okauru	G	22	0-7	0-3	0-0	4	3	2	0	1	0
05	Jake Boggs		20	1-2	1-2	0-0	4	2	0	0	0	3
22	Brent Jenkins		1	0-0	0-0	0-0	0	0	1	0	0	0
23	Marten Linssen		22	7-9	0-0	6-7	6	3	0	0	0	20
30	Jaylen Sims		12	5-13	3-7	4-7	8	4	3	0	0	17
32	John Bowen		20	1-2	0-1	0-0	0	2	1	2	0	2
<b>TOTALS</b>			<b>20-51</b>	<b>9-22</b>	<b>14-19</b>	<b>31</b>	<b>23</b>	<b>14</b>	<b>1</b>	<b>3</b>	<b>63</b>	

<b>1st FG%:</b> 8-22 (36.4%)	<b>2nd FG%:</b> 12-29 (41.4%)	<b>FG%:</b> 20-51 (39.2%)
<b>1st 3FG%:</b> 3-7 (42.9%)	<b>2nd 3FG%:</b> 6-15 (40.0%)	<b>3FG%:</b> 9-22 (40.9%)
<b>1st FT%:</b> 5-6 (83.3%)	<b>2nd FT%:</b> 9-13 (69.2%)	<b>FT%:</b> 14-19 (73.7%)


**Officials:** John Gaffney, Nathan Farrell, Adam Vandenburg  
**Technical Fouls:** Northeastern-None. UNCW-None.  
**Attendance:** 802

Score by Periods	1st	2nd	Total
Northeastern	34	37	71
UNCW	24	39	63

# LAST 5 GAMES | STATS

Northeastern (1-4)

		GP/GS	MIN	FG	FG%	3FG	3FG%	A	TP	AVG
12	Jordan Roland	5/5	38.0	40-86	.465	12-38	.316	7	123	24.6
14	Max Boursiquot	5/5	25.2	22-40	.550	0-4	.000	4	54	10.8
24	Shaquille Walters	4/3	32.0	15-31	.484	1-2	.500	8	34	8.5
20	Bolden Brace	5/5	32.4	10-32	.313	4-19	.211	13	37	7.4
02	Tyson Walker	5/5	33.6	14-42	.333	2-13	.154	18	36	7.2
00	Jason Strong	5/0	15.6	12-20	.600	1-4	.250	3	26	5.2
21	Guilien Smith	5/1	14.6	5-9	.556	2-4	.500	3	21	4.2
13	Myles Franklin	4/0	8.3	3-3	1.000	2-2	1.000	2	8	2.0
10	Greg Eboigbodin	5/1	7.8	2-5	.400	-	-	1	4	0.8
22	Quirin Emanga	2/0	2.0	0-1	.000	0-1	.000	0	0	0.0



**00 | F JASON STRONG** **6-8, 217 | SO.-R | COCONUT CREEK, FLA.**  
**CAREER:** 64 GP / 3 GS | 3.0 PPG, 1.5 RPG, 0.4 APG **MAJOR:** BUSINESS ADMINISTRATION  
**SEASON:** 25 GP / 0 GS | 3.9 PPG, 2.1 RPG, 0.6 APG **HIGHS:** 18 pts, 9 rebs, 3 asts

Made all 3 shots vs. Delaware (1/25) ... Went 4-for-4 from the FT line vs. Drexel (1/23) ... Grabbed a career-best 9 rebs at Detroit Mercy (12/19) to go with 10 pts ... Set a new career-high with 18 pts at Holy Cross (11/19) ... Shooting 42% from 3 this season

**1 | G VITO CUBRILO** **6-4, 194 | FR. | ZAGREB, CROATIA**  
**CAREER:** First Season **MAJOR:** UNDECIDED  
**SEASON:** 6 GP / 0 GS | 0.0 PPG, 0.0 RPG, 0.2 APG **HIGHS:** 0 pts, 0 rebs, 1 asts, 0 3-ptrs

Played in 6 games this season ... Born and rasied in Croatia ... Member of the U14, U16 and U18 Croatian National Teams ... Helped his squad to U14 and U16 national titles

**2 | G TYSON WALKER** **6-0, 162 | FR. | WESTBURY, N.Y.**  
**CAREER:** First Season **MAJOR:** GENERAL STUDIES  
**SEASON:** 25 GP / 25 GS | 10.7 PPG, 1.9 RPG, 3.4 APG **HIGHS:** 32 pts, 5 rebs, 6 asts, 4 3-ptrs

Four-time CAA Rookie of the Week (11/11, 11/25, 12/31, 1/6) ... Career-high 32 pts vs. Elon (1/2), making 4-of-7 from long range ... First 20-pt game vs. South Alabama (11/25) ... Reached double-figures in 8 of 13 CAA games this season ... No. 3 in the CAA in steals (45) and assist/turnover (1.6)

**10 | F GREG EBOIGBODIN** **6-9, 225 | SO.-R | BENIN CITY, NIGERIA**  
**CAREER:** 53 GP / 8 GS | 2.4 PPG, 3.3 RPG, 0.2 BPG **MAJOR:** COMMUNICATION STUDIES  
**SEASON:** 23 GP / 6 GS | 2.7 PPG, 4.4 RPG, 0.7 APG **HIGHS:** 13 pts, 9 rebs, 3 asts, 3 blks

Grabbed 11 boards in first two CAA games at Towson (12/28) and JMU (12/30) ... Scored a career-high 13 pts vs. Weber State (11/27) ... Grabbed a career-best 9 rebs vs. South Alabama (11/25) ... Made his first 19 FTs of the season, now 19-for-21 ... Transfer from Illinois before last season and sat out

**12 | G JORDAN ROLAND** **6-1, 171 | SR. | SYRACUSE, N.Y.**  
**CAREER:** 129 GP / 60 GS | 10.6PPG, 2.0 RPG, 1.2 APG **MAJOR:** CORP./ORG. COMMUNICATIONS  
**SEASON:** 25 GP / 25 GS | 23.5 PPG, 3.6 RPG, 1.7 APG **HIGHS:** 42 pts, 7 rebs, 8 3-ptrs

Surpassed 1,000 pts at NU in 56 games ... Set school record with 42 pts vs. Harvard (11/8) ... Scored 39 pts in opener at BU (11/5) ... Trask Coliseum record 38 pts at UNCW (1/18) ... Leads CAA w/6 30-pt games ... 1,362 career points and 1,086 at NU (#28)

**13 | G MYLES FRANKLIN** **6-4, 170 | JR. | BREA, CALIF.**  
**CAREER:** 68 GP / 1 GS | 2.2 PPG, 0.8 RPG, 0.8 APG **MAJOR:** PSYCHOLOGY  
**SEASON:** 24 GP / 0 GS | 3.5 PPG, 1.0 RPG, 1.1 APG **HIGHS:** 10 pts, 6 rebs, 5 asts, 2 stls

Combined 6-for-6 from the floor vs. Drexel and Delaware ... Grabbed a career-high 6 boards at EMU (12/17) ... Career-high 10 pts and 5 steals at Holy Cross (11/19) ... Career-best 6-for-8 from the FT line vs. Drake (11/26)

**14 | F MAXIME BOURSQUOT** **6-5, 211 | JR.-R | OTTAWA, ONTARIO**  
**CAREER:** 87 GP / 52 GS | 6.4 PPG, 4.2 RPG, 1.0 APG **MAJOR:** BIOLOGY  
**SEASON:** 23 GP / 18 GS | 8.0 PPG, 4.9 RPG, 1.0 APG **HIGHS:** 18 pts, 13 rebs, 5 asts

Career-high 18 pts vs. Delaware (1/25) on 7-of-11 shooting ... Consecutive double-doubles (10 pts, 10 rebs) at Detroit (12/19) and EMU (12/17) ... No. 3 in CAA with .540 FG percentage ... Has a personal-best 10 double-figure scoring games this season

**20 | G BOLDEN BRACE** **6-6, 225 | SR. | SANTA BARBARA, CALIF.**  
**CAREER:** 123 GP / 74 GS | 8.8 PPG, 6.5 RPG, 2.2 APG **MAJOR:** PROJECT MANAGEMENT  
**SEASON:** 25 GP / 25 GS | 10.2 PPG, 5.1 RPG, 2.3 APG **HIGHS:** 40 pts, 14 rebs, 9 asts, 10 3 ptres

No. 5 in program history w/215 3-pointers ... Near triple-double at JMU (12/30) w/16 pts, 8 rebs, 8 asts ... Back-to-Back double-doubles vs. Hofstra (18 pts, 10 rebs) and at Charleston (19 pts, 11 rebs) ... No. 29 on NU all-time scoring list with 1,085 pts (39th player to reach 1,000)

**21 | G GUILIEN SMITH** **6-1, 200 | SR.-G | BOSTON, MASS.**  
**CAREER:** 96 GP / 45 GS | 6.5 PPG, 1.9 RPG, 1.0 APG **MAJOR:** INTERNATIONAL BUSINESS  
**SEASON:** 21 GP / 1 GS | 2.7 PPG, 0.5 RPG, 0.5 APG **HIGHS:** 29 pts, 6 rebs, 5 asts

Season-high 10 pts at Elon (2/1) ... Made 2-of-2 from 3 at Detroit (12/19) ... Went 2-for-4 from long range at EMU (12/17) ... Shooting 44% from 3 this season ... Graduate Transfer from Dartmouth where he made 44 starts in 75 games

**22 | F QUIRIN EMANGA** **6-5, 215 | FR. | NECKAR, GERMANY**  
**CAREER:** First Season **MAJOR:** GENERAL STUDIES  
**SEASON:** 15 GP / 0 GS | 0.9 PPG, 1.0 RPG, 0.1 APG **HIGHS:** 5 pts, 5 rebs, 1 asts, 1 3-ptr

2-for-6 from the floor in CAA play, and 1-for-3 from 3 ... Blocked a career-best 2 shots vs. Elon (1/2) ... Posted season-high 5 pts and 5 rebs at Holy Cross (11/19) ... Won German National Championship in 2015 & 3x3 National Title in 2018.

**24 | F SHAQUILLE WALTERS** **6-6, 190 | JR. | LONDON, ENGLAND**  
**CAREER:** 55 GP / 21 GS | 4.7 PPG, 2.8 RPG, 1.1 APG **MAJOR:** COMMUNICATIONS  
**SEASON:** 24 GP / 21 GS | 6.8 PPG, 4.3 RPG, 1.6 APG **HIGHS:** 20 pts, 12 rebs, 6 asts, 3 stls

Handed out career-best 6 assists vs. Hofstra (1/9) ... Scored 12 pts in the 2nd half vs. William & Mary (1/4) and finished with season-best 15 ... Had a career night at JMU (12/30), tallying double-double with 12 pts, 12 rebs, 4 asts and 3 stls

**32 | F CONNOR BRAUN** **6-9, 200 | FR. | TEMPE, ARIZ.**  
**CAREER:** First Season **MAJOR:** BUSINESS ADMINISTRATION  
**SEASON:** 0 GP / 0 GS | 0.0 PPG, 0.0 RPG, 0.0 APG **HIGHS:** 0 pts, 0 rebs, 0 asts, 0 3-ptrs

Named All-Region first team after averaging 14.0 points, 10.0 rebounds and 1.0 block per game as a senior in high school ... Led team to a state title in Arizona

**33 | F TOMAS MURPHY** **6-8, 230 | JR. | WAKEFIELD, R.I.**  
**CAREER:** 68 GP / 12 GS | 7.4 PPG, 2.9 RPG, 0.9 APG **MAJOR:** PSYCHOLOGY  
**SEASON:** 4 GP / 4 GS | 9.3 PPG, 2.8 RPG, 1.5 APG **HIGHS:** 21 pts, 12 rebs, 7 assts

Has not played since ODU (11/16) due to ankle injury ... Made a career-best 9 field goals and scored 18 pts at UMass (11/12) ... Played for Finnish National Team in the U20 European Championships in the summer of 2016

## HUSKIES BY THE NUMBERS ...

1

The Huskies have held the best RPI ranking of any New England school over the last two years (2017-19).

2

Head Coach **Bill Coen** ranks 2nd all-time in program history with 235 wins. Jim Calhoun (1972-86) holds the record with 250 career wins.

2

CAA wins needed by **Bill Coen** to move ahead of Bruiser Flint for second all-time in CAA history for wins (postseason+regular season).

9

The Huskies made their 9th NCAA tournament appearance in 2019 after winning the CAA tournament.

40

Number of 1,000 point scorers in program history.

42

**Jordan Roland's** 42 points set a new single-game school record in a win over Harvard in the home opener at Matthews Arena.

84

Conference wins over the last 7-plus years, most by any CAA school.

99

**Jordan Roland** set a new all-time single-season school record in 3-pointers made last season.

100

Men's Basketball seasons at Northeastern University.

211

Consecutive games that Northeastern has connected on a 3-pointer, dating back to the 2013-14 season.

1,000

**Jordan Roland** and **Bolden Brace** have both reached the milestone this season.

1,245

All-time wins in Northeastern men's basketball history. This marks the 100th season for the Huskies.

### A WIN ON SATURDAY WOULD ...

- Give the Huskies their first season sweep over Charleston since the 2015 season
- Improve the Huskies to 29-9 (.763) over the last 38 games at home
- Push NU to 19-6 (.760) over the last three seasons inside Matthews Arena
- Advance head coach **Bill Coen** past former Drexel Coach Bruiser Flint for No. 2 all-time on the CAA wins list with 159

### A LOSS ON SATURDAY WOULD ...

- Drop the Huskies to 1-5 over their last six games
- Give Northeastern its fourth loss at home in league play, the most since dropping six home CAA games in 2016
- Even the all-time series with Charleston up at 8-8
- Push the Huskies' home record to 5-6 this season

### HOME SWEET HOME

- The Huskies are an impressive 28-9 (.757) inside Matthews Arena over their last 37 games at home
- In CAA play, Northeastern is 18-6 (.750) over the last three seasons at Matthews Arena, and have won 14 of its last 18 league games at home

### KEEP ROLAND!

- Redshirt senior **Jordan Roland** is one of the top scorers in the country and leads the CAA with 23.5 points per game (#5 in NCAA)
- He led the country in scoring over the first month of the season, and has remained inside the top 15 all season long
- **Roland** has scored 20 or more points in 15 of 25 games this year and leads the CAA with six 30-point games
- He has a team-best 56 career double-digit scoring games
- Roland had a string of 28 straight games with at least one 3-pointer made snapped at Towson (12/28/19), finishing 0-for-5 (He made a shot with his foot on the line in the first half)

### NCAA Scoring Leaders

Rk.	Name	PPG	FG%
1.	Markus Howard, Marquette	27.3	.412
2.	Jhivvan Jackson, UTSA	26.9	.423
3.	Jermaine Morrow, Hampton	24.0	.413
4.	Luke Garza, Iowa	23.7	.558
5.	<b>Jordan Roland, Northeastern</b>	<b>23.5</b>	<b>.494</b>

### HUSKIES LEAD THE COUNTRY IN FREE THROW PERCENTAGE

- The Huskies continue to shoot their way up the NCAA leaderboard as one of the top offensive teams in the country

NCAA Rankings	(through Feb. 5)	Leader
1.	.799	Free Throw Percentage
13.	.383	Three-Point FG Percentage
23.	.475	Field Goal Percentage
61.	209	3-pointers made
		BYU (.428)
		Dayton (.523)
		North Florida (315)



## CAA STANDINGS

THROUGH FEB. 14h, 2020

	CONFERENCE			OVERALL			
	W-L	PCT	Last 5	W-L	PCT	Last 10	STRK
1. Hofstra	10-3	.769	5-0	19-7	.731	8-2	W5
2. Delaware	9-4	.692	5-0	19-7	.731	8-2	W7
3. Charleston	9-5	.643	3-2	15-11	.577	5-5	L2
William & Mary	9-5	.643	2-3	17-10	.630	5-5	W1
5. Towson	8-5	.615	3-2	14-11	.560	8-2	W1
6. <b>Northeastern</b>	<b>6-7</b>	<b>.462</b>	<b>2-3</b>	<b>12-13</b>	<b>.480</b>	<b>3-7</b>	<b>W1</b>
Drexel	6-7	.462	1-4	13-13	.500	5-5	L2
8. Elon	5-9	.357	3-2	9-18	.333	4-6	L1
9. UNCW	3-11	.214	1-4	8-19	.296	2-8	L1
10. James Madison	2-11	.154	1-4	9-15	.375	1-9	L2



NORTHEASTERN'S RECORD WHEN ...

home	5-5
away	6-6
neutral	1-2
overtime	0-1
games decided by 3 pts or less	1-7
games decided by 4-5 pts	2-2
games decided by 6-10 pts	3-3
games decided by 11-19 pts	4-1
games decided by 20+ pts	2-0
vs. Top 25	0-0
vs. Top 10	0-0
vs. Mid-Major Top 25	1-3
vs. Power 5 opponents	0-0
scoring first	7-4
leading at the half	10-6
tied at the half	0-0
trailing at the half	2-7
leading with 10 mins remaining	11-3
tied with 10 mins remaining	0-1
trailing with 10 mins remaining	1-9
leading with 5 mins remaining	11-4
tied with 5 mins remaining	0-1
trailing with 5 mins remaining	1-8
NU shoots 50% or better	8-0
NU shoots less than 50%	4-13
NU shoots better than opponent	12-4
NU shoots the same as opponent	0-0
NU shoots worse than opponent	0-9
Opponent shoots 50% or better	0-8
Opponent shoots less than 50%	12-5
NU outrebounds opponent	9-4
Opponent outrebounds NU	3-8
NU equals opponent in rebs	0-1
NU shoots 80% or better from FT line	7-9
NU has more FT attempts	6-5
Opponent has more FT attempts	6-7
NU equals opponent in FT attempts	0-0
NU shoots 40% or better from 3	7-2
NU has less turnovers than opponent	7-4
NU has more turnovers than opponent	4-6
NU equals opponent in turnovers	1-3
NU scores 100+ pts	1-0
NU scores 90-99 pts	0-0
NU scores 80-89 pts	3-0
NU scores 70-79 pts	7-5
NU scores 60-69 pts	1-5
NU scores 50-59	0-3
NU scores less than 50 pts	1-0
Opponent scores 100+ pts	0-0
Opponent scores 90-99 pts	0-0
Opponent scores 80-89 pts	0-1
Opponent scores 70-79 pts	3-8
Opponent scores 60-69 pts	6-2
Opponent scores 50-59	1-2
Opponent scores less than 50 pts	2-0
On Monday	1-1
On Tuesday	2-3
On Wednesday	2-0
On Thursday	5-2
On Friday	1-0
On Saturday	1-7
On Sunday	0-0
In November	4-4
In December	4-2
In January	3-5
In February	1-2
In March	0-0
On National TV (ESPN, ESPN2, CBS Sports)	0-1
On NESN or NESN+	5-4
On FLOHOOPS	6-9
Miscellaneous	
Current Streak	Won 1
Home court streak	Won 1
Neutral court streak	Won 1
Road Streak	Lost 4
All-Time Record   100th Season	1,245-1,135 (.523)

A PAIR OF 1,000-POINT SCORERS

- **Golden Brace** and **Jordan Roland** each surpassed 1,000 points this year for the Huskies
- **Brace** became the 39th player in program history to reach 1,000 points with 18 points vs. Hofstra (1/9) and currently ranks No. 29 on the all-time scoring list with 1,085 points
- **Roland** reached the 1,000 point total for his career with 28 points in the win over Maine (12/4) and surpassed the total at Northeastern in 56 games with 18 at William & Mary (1/30)
- **Roland** currently has 1,362 in his career and 1,086 at Northeastern (28th in school history)

OUT-OF-WHACK STAT

- The Huskies entered the game at William & Mary (1/30) as the No. 2 free-throw shooting team in the country at just over 80 percent
- In the 1-point loss, NU shot a season-low 50 percent (7-for-14)
- The Huskies followed that game up with a 19-for-19 performance at Elon (2/1) and are the No. 1 free-throw shooting team in the country now at .802
- Northeastern shot 80 percent or higher at the charity stripe in 16 of 25 games this season, and at least 73 percent in all but three games, two of which were losses at UNCW (1/18) in overtime (76-74) and William & Mary (1/30) by one, 59-58

BEST ROAD TEAMS IN THE CAA

- Hofstra and Northeastern have been the top two road teams in the CAA over the last three years and these are the only four teams with winning records during that span

Rk.	Team	Overall	'17-18	'18-19	'19-20
1.	Hofstra	19-6 (.760)	6-3	7-2	6-1
2.	Northeastern	16-9 (.640)	7-2	6-3	3-4
3.	Charleston	15-10 (.600)	5-4	5-4	5-2
4.	William & Mary	13-11 (.542)	5-4	4-5	4-2

COEN CLIMBING NORTHEASTERN AND CAA RECORD BOOKS

- Head Coach **Bill Coen** is currently No. 2 all-time in Northeastern history with 236 wins, and tied for second all-time in the CAA with 158 wins in league and postseason play

Winningest Northeastern Coaches

1.	Jim Calhoun, 14 seasons	1972-86	250
2.	<b>Bill Coen, 14th season</b>	<b>2007-Present</b>	<b>236</b>
3.	Dick Dukeshire, 13 seasons	1958-71	204

Date	Opponent	NU starting lineup (Pos. 1-5)	Lineup Record	Pts	% of Offense	W/L
N5	Boston U.	Walker, Roland, Brace, Boursiquot, Murphy	1-0	70	97%	W
N8	HARVARD	Walker, Roland, Brace, Walters, Murphy	1-0	72	86%	W
N12	UMass	Walker, Roland, Brace, Walters, Murphy	1-1	63	89%	L
N16	OLD DOMINION	Walker, Roland, Brace, Boursiquot, Murphy	1-1	60	87%	L
N19	Holy Cross	Walker, Roland, Brace, Walters, Eboigbodin	1-0	57	56%	W
N25	vs. South Alabama	Walker, Roland, Brace, Walters, Eboigbodin	1-1	47	76%	L
N26	vs. Drake	Walker, Roland, Brace, Walters, Eboigbodin	1-2	37	66%	L
N27	vs. Weber State	Walker, Roland, Brace, Walters, Eboigbodin	2-2	71	90%	W
D4	MAINE	Walker, Roland, Brace, Walters, Eboigbodin	3-2	63	81%	W
D7	DAVIDSON	Walker, Roland, Brace, Boursiquot, Walters	0-1	60	95%	L
17	Eastern Michigan	Walker, Roland, Brace, Boursiquot, Walters	0-2	43	78%	L
19	Detroit Mercy	Walker, Roland, Brace, Boursiquot, Walters	1-2	52	70%	W
28	Towson*	Walker, Roland, Brace, Boursiquot, Walters	2-2	54	89%	W
30	James Madison*	Walker, Roland, Brace, Boursiquot, Walters	3-2	78	89%	W
J2	ELON*	Walker, Roland, Brace, Boursiquot, Walters	4-2	72	94%	W
J4	WILLIAM & MARY*	Walker, Roland, Brace, Boursiquot, Walters	4-3	60	94%	L
J9	HOFSTRA*	Walker, Roland, Brace, Boursiquot, Walters	4-4	64	89%	L
J16	Charleston*	Walker, Roland, Brace, Boursiquot, Walters	5-4	65	82%	W
J18	at UNCW*	Walker, Roland, Brace, Boursiquot, Walters	5-5	68	92%	L
J23	DREXEL*	Walker, Roland, Brace, Boursiquot, Walters	6-5	59	69%	W
J25	DELAWARE*	Walker, Roland, Brace, Smith, Boursiquot	0-1	58	78%	L
J30	William & Mary*	Walker, Roland, Brace, Boursiquot, Eboigbodin	0-1	46	79%	L
F1	Elon*	Walker, Roland, Brace, Boursiquot, Walters	6-6	57	83%	L
F8	Hofstra*	Walker, Roland, Brace, Boursiquot, Walters	6-7	55	77%	L
F13	UNCW*	Walker, Roland, Brace, Boursiquot, Walters	7-7	64	90%	W
F15	CHARLESTON*					
F20	Delaware*					
F22	Drexel*					
F27	JAMES MADISON*					
M1	TOWSON*					

## NORTHEASTERN'S RECORD WHEN ...

### Leading Scorer

Tyson Walker	2-1	.667
Jordan Roland	9-10	.474
Bolden Brace	1-2	.333
Shaquille Walters	0-1	.000

### Leading Rebounder

Jordan Roland	2-1	.667
Bolden Brace	4-2	.667
Shaquille Walters	2-3	.400
Greg Eboigbodin	2-3	.400
Maxime Boursiquot	2-5	.286

### Double-Figure Points

Jason Strong	2-1	.667
Bolden Brace	8-4	.667
Jordan Roland	11-11	.500
Tyson Walker	7-7	.500
Maxime Boursiquot	5-5	.500
Greg Eboigbodin	1-1	.500
Shaquille Walters	2-3	.400
Tomas Murphy	0-1	.000
Guilien Smith	0-1	.000

### Double-Figure Rebounds

Shaquille Walters	1-0	1.000
Max Boursiquot	1-1	.500
Bolden Brace	2-2	.500

### Double-Figure Assists

### Double-Doubles

Shaquille Walters	1-0	1.000
Max Boursiquot	1-1	.500
Bolden Brace	2-2	.500

\*\* In event of a tie for high-scorer-rebounder, both players are credited

## NORTHEASTERN'S INDIVIDUAL LEADERS

### Consecutive Double-Figure Points

Jordan Roland	9
---------------	---

### Double-Figure Games

	Career	'19-20
Jordan Roland	56	22
Bolden Brace	49	12
Maxime Boursiquot	23	10
Tomas Murphy	21	1
Guilien Smith	20	1
Tyson Walker	14	14
Jason Strong	6	3
Shaquille Walters	6	5
Greg Eboigbodin	3	2
Myles Franklin	1	1

### 20 or more points

	Career	'19-20
Jordan Roland	23	14
Bolden Brace	6	2
Tomas Murphy	3	-
Tyson Walker	2	2

### 30 or more points

	Career	'19-20
Jordan Roland	7	6
Bolden Brace	1	-
Tyson Walker	1	1

### 40 or more points

	Career	'19-20
Bolden Brace	1	-
Jordan Roland	1	1

### Double-Figure Rebounds

	Career	'19-20
Bolden Brace	14	4
Maxime Boursiquot	4	2
Tomas Murphy	2	-
Shaquille Walters	1	1

## Winningest CAA Coaches (Season/Tourney)

1.	Jim Larranaga, George Mason	1998-11	183
2.	<b>Bill Coen, Northeastern</b>	<b>2007-Present</b>	<b>158</b>
	Bruiser Flint, Drexel	2002-16	158
4.	Blaine Taylor, Old Dominion	2002-13	148
5.	Tony Shaver, William & Mary	2004-Present	138
6.	Dick Tarrant, Richmond	1982-93	106
7.	Tom Pecora, Hofstra	2002-10	98
	Charles "Lefty" Driesell, JMU	1988-97	98
9.	Jerry Wainwright, UNCW	1995-2002	97
10.	Monte' Ross, Delaware	2007-16	86

## WALKER OFF AND RUNNING

- Freshman point guard **Tyson Walker** has earned a league-best CAA Rookie of the Week honors four times (Nov. 11, Nov. 25, Dec. 31, Jan. 6)
- A native of Westbury, N.Y., **Walker** is No. 3 in the CAA in steals per game (1.8) and seventh in assists per game (3.5)
- After reaching double figures in his first five games, Walker has only scored 10 or more points in three of his last eight CAA games
- Walker leads all freshman in the league in scoring (10.7), assists (87), steals (45) and assist/turnover ratio (1.6)

## 20 POINTS OR LESS

- On two occasions, the Huskies have held their opponents to less than 20 points in the first half this season
- In the league opener at Towson (12/28), Northeastern held the Tigers to 17 points on 8-of-26 shooting (31%) and 1-of-8 (13%) from 3
- On Thursday night, Northeastern limited Drexel to 24 percent shooting (5-for-21) in the opening 20 minutes, building a 32-point lead at the half, 49-17

## LARGEST MARGIN OF VICTORIES FOR THE HUSKIES IN CAA PLAY

- The Huskies defeated Drexel by 33 points, which was the third-best margin of victory since joining the CAA in 2005

Rk.	Margin of Victory	Date	Score	Place
1.	36 pts vs. Delaware	1/5/17	90-54	Matthews Arena
2.	34 pts vs. Drexel	1/9/08	79-45	Matthews Arena
3.	<b>33 pts vs. Drexel</b>	<b>1/23/20</b>	<b>85-52</b>	<b>Matthews Arena</b>
4.	32 pts vs. Delaware	1/7/16	88-56	Matthews Arena
5.	27 pts vs. UNCW	3/5/18	79-52	Charleston Coliseum
6.	26 pts vs. Georgia State	1/5/06	89-63	Matthews Arena
7.	25 pts vs. George Mason	1/7/10	71-46	Matthews Arena
	25 pts vs. Towson	1/20/10	73-48	Towson Center Arena
9.	24 pts vs. Delaware	3/4/18	74-50	Charleston Coliseum
	24 pts vs. Drexel	3/2/19	90-66	DAC

## TOP FRESHMAN PERFORMANCES IN PROGRAM HISTORY

- **Tyson Walker** put on one of the best performances in any single game in Northeastern history with his 32-point performance against Elon (1/2/20)

### Top Freshman Performances over the last 100 years

1.	<b>40 by Bolden Brace vs. Elon</b>	<b>2/23/17</b>	<b>Matthews Arena</b>
2.	39 by Malcom Henry vs. AIC	2/2/45	Boston YMCA
3.	38 by J.J. Barea vs. Maine	3/9/03	Walter Brown Arena
	38 by Reggie Lewis vs. Canisius	2/5/85	Matthews Arena
5.	<b>32 by Tyson Walker vs. Elon</b>	<b>1/2/20</b>	<b>Matthews Arena</b>

## ESPN.COM NAMES ROLAND NO. 25 ON TOP PLAYERS IN THE COUNTRY

- On Dec. 12th, ESPN.com released its top 25 players in the country through the first month of the season, and senior **Jordan Roland** checked in at No. 25
- Roland is 1 of 3 mid-major players on the list, joining Dayton's Obi Toppin and Butler's Kamar Baldwin

## HOLDING OPPONENTS UNDER 50 POINTS UNDER BILL COEN

- The Huskies held Towson to 17 first-half points and 1-of-11 (9.1%) from behind the arc to open CAA play (12/28/19)
- This was the fifth time Northeastern has held Towson under 50 points in the series as the Tigers finished with 45
- The Huskies have held two opponents under 50 this season, Holy Cross (11/19) scored 44 points and Towson (12/28)
- In the **Bill Coen** era, the Huskies have held opponents under 50 points on 28

CollegInsider.com Top 25 Mid-Major Poll

1.	Gonzaga (31)	23-1	775	1	West Coast
2.	Northern Iowa	21-3	726	3	Missouri Valley
3.	East Tennessee St.	21-4	670	5	Southern
4.	Yale	17-5	648	2	Ivy League
5.	Saint Mary's	20-6	634	4	West Coast
6.	Liberty	23-3	628	6	ASUN
7.	Furman	20-5	585	7	Southern
8.	BYU	19-7	572	10	West Coast
9.	Stephen F. Austin	21-3	541	8	Southland
10.	UNC Greensboro	19-6	517	9	Southern
11.	New Mexico State	17-6	434	14	Western Athletic
12.	Wright State	19-5	377	10	Horizon
13.	Vermont	19-6	351	18	America East
14.	Little Rock	18-7	327	19	Sun Belt
15.	Akron	17-6	291	16	Mid-American
16.	Murray State	18-6	275	13	Ohio Valley
17.	Bowling Green	18-6	269	15	Mid-American
18.	Winthrop	18-7	213	21	Big South
19.	Colgate	19-6	193	20	Patriot
20.	Belmont	18-7	130	NR	Ohio Valley
21.	Hofstra	18-7	126	24	CAA
22.	Austin Peay	16-9	124	17	Ohio Valley
23.	Pacific	19-8	104	NR	West Coast
24.	Harvard	14-7	102	23	Ivy League
25.	Northern Illinois	15-9	56	NR	Mid-American

**OTHERS RECEIVING VOTES:** Kent State 51, San Francisco 45, South Dakota State 38, Northern Colorado 28, Northern Kentucky 27, Santa Clara 23, Southern Illinois 22, Texas State 21, Loyola 19, Indiana State 15, Georgia State 13, Bradley 11, North Dakota State 9, Montana 8, **Delaware 6, William & Mary 5, Charleston 4**, Eastern Washington 4, Ball State 3, North Florida 3, **Boston University 2**, UC Irvine 2, Merrimack 1, Nicholls 1, Robert Morris 1, Stony Brook 1.

NCAA Career Active Leaders

<b>Points</b>					
1.	Markus Howard, Marquette	Sr.	G	122 GP	2,582
101.	Jordan Roland, Northeastern	Sr.	G	129 GP	1,362
247.	Bolden Brace, Northeastern	Sr.	G	123 GP	1,085

<b>Free Throw Percentage (Min. 110 free throws made)</b>					
1.	Ryan McMahon, Louisville	Sr.	G	116 GP	125-137 .912
24.	Jordan Roland, Northeastern	Sr.	G	129 GP	206-238 .866

<b>Rebounds</b>					
1.	Nico Carvacho, Colorado St.	Sr.	C	126 GP	1,230
85.	Bolden Brace, Northeastern	Sr.	G	123 GP	627

<b>3-pointers Made</b>					
1.	Markus Howard, Marquette	Sr.	G	122 GP	407
50.	Jordan Roland, Northeastern	Sr.	G	129 GP	222
60.	Bolden Brace, Northeastern	Sr.	G	123 GP	215

occasions					
Rk.	Points	Date	1st-2nd	Place	
1.	40 by Drexel	02/02/08	15-25	Philadelphia, Pa.	
2.	41 by New Hampshire	12/18/06	15-26	Boston, Mass.	
3.	42 by Old Dominion	01/24/09	24-18	Norfolk, Va.	
	42 by William & Mary	02/09/08	15-27	Boston, Mass.	
	42 by Indiana	12/22/08	18-24	Bloomington, Ind.	
6.	44 by Holy Cross	11/19/19	23-21	Worcester, Mass.	
	44 by Towson	02/11/16	22-22	Towson, Md.	
	44 by Navy	11/22/14	23-21	Uncasville, Conn.	
	44 by Charleston	02/15/14	18-26	Charleston, S.C.	
	44 by William & Mary	01/03/09	22-22	Boston, Mass.	
11.	45 by Towson	12/28/19	17-28	Towson, Md.	
	45 by Drexel	01/09/08	19-26	Philadelphia, Pa.	
13.	46 by George Mason	01/07/10	22-24	Boston, Mass.	
	46 by Drexel	02/25/09	25-21	Philadelphia, Pa.	
15.	47 by William & Mary	03/07/10	31-16	Richmond, Va.	
	47 by Delaware	01/15/09	25-22	Newark, Del.	
17.	48 by Fairfield	11/29/14	16-32	Boston, Mass.	
	48 by Towson	01/02/12	23-25	Towson, Md.	
	48 by George Mason	02/27/10	20-28	Fairfax, Va.	
	48 by Towson	01/20/10	24-24	Towson, Md.	
21.	49 by Wentworth	11/12/17	21-28	Boston, Mass.	
	49 by Towson	01/10/15	26-23	Towson, Md.	
	49 by James Madison	01/29/14	24-25	Boston, Mass.	
	49 by William & Mary	03/02/12	22-27	Richmond, Va.	
	49 by Old Dominion	01/05/11	26-23	Norfolk, Va.	
	49 by Drexel	12/05/09	25-24	Philadelphia, Pa.	
	49 by Holy Cross	11/22/08	25-24	Boston, Mas.	
	49 by Delaware	01/30/08	23-26	Newark, Del.	

DOUBLE-TROUBLE

- Junior **Shaquille Walters** earned his first-ever double-double at JMU (12/30) last Monday night, finishing with 12 points and a career-high 12 rebounds
- Junior **Max Boursiquot** recorded his second and third double-doubles during the Detroit two-game swing at Eastern Michigan (12/17) and Detroit Mercy (12/19)
- Boursiquot tallied 10 points and 10 rebounds against the Eagles and the Titans
- Senior **Bolden Brace** leads the team with 13 career double-doubles, including consecutive double-doubles vs. Hofstra (1/9) and at Charleston (1/16)

<b>Current players with double-doubles</b>	
Bolden Brace vs. Maine (11/20/16)	10 pts, 10 rebs
Bolden Brace at Hofstra (1/25/18)	14 pts, 10 rebs
Bolden Brace vs. Towson (2/22/18)	10 pts, 11 rebs
Bolden Brace vs. Delaware (12/30/18)	18 pts, 10 rebs
Bolden Brace vs. Charleston (1/17/19)	14 pts, 10 rebs
Bolden Brace vs. Hofstra (2/2/19)	11 pts, 10 rebs
Bolden Brace vs. Elon (2/9/19)	20 pts, 14 rebs
Bolden Brace at Charleston (2/16/19)	13 pts, 11 rebs
Bolden Brace vs. Hofstra (3/12/19)	10 pts, 10 rebs
Bolden Brace at UMass (11/12/19)	20 pts, 12 rebs
Bolden Brace vs. Hofstra (1/9/20)	18 pts, 10 rebs
Bolden Brace at Charleston (1/16/20)	19 pts, 11 rebs
Bolden Brace vs. UNCW (2/13/20)	11 pts, 14 rebs
Max Boursiquot vs. Drexel (1/12/17)	17 pts, 11 rebs
Max Boursiquot at Eastern Michigan (12/17/19)	10 pts, 10 rebs
Max Boursiquot at Detroit (12/19/19)	10 pts, 10 rebs
Shaquille Walters at JMU (12/30/19)	12 pts, 12 rebs
<b>Bolden Brace (13 career, 4 in 2019-20)</b>	
<b>Max Boursiquot (3 career, 2 in 2019-20)</b>	
<b>Shaquille Walters (1 in 2019-20)</b>	

HUSKIES CLIMBING THE RECORD BOOK

- Seniors **Bolden Brace** and **Jordan Roland** continue to etch their names in the Northeastern record book
- **Brace** became the 39th player to reach 1,000 points in his career, while **Roland** is the 40th player to do so

3-POINTERS MADE

1.	255	J.J. Barea (109 games)	2002-06
----	-----	------------------------	---------





## 2019-20 TEAM LEADERS

	Leader	Northeastern
<b>Scoring:</b>	Hofstra, 76.6	4th, 72.3
<b>Defense:</b>	Towson, 66.8	2nd, 67.1
<b>FT%:</b>	<b>Northeastern, .799</b>	
<b>FG%:</b>	Delaware, .482	2nd, .475
<b>FG% Defense:</b>	Towson .408	10th, .455
<b>3PT FG%:</b>	<b>Northeastern, .383</b>	
<b>3PT FG% Defense:</b>	Drexel, .303	3rd, .321
<b>REB Offense:</b>	James Madison, 39.2	10th, 31.2
<b>REB Defense:</b>	<b>Northeastern, 30.2</b>	
<b>REB Margin:</b>	William & Mary, Towson, +4.6	4th, +1.0
<b>Blocked Shots:</b>	William & Mary, 3.9	10th, 1.8
<b>Assists:</b>	Drexel, 14.3	4th, 13.1
<b>Steals:</b>	<b>Northeastern, 8.0</b>	
<b>T/O Margin:</b>	Hofstra, +2.23	3rd, +0.84
<b>Assist/Turnover:</b>	Elon, 1.1	2nd, 1.1
<b>Offensive Rebs:</b>	Towson, 11.0	10th, 7.1
<b>Defensive Rebs:</b>	James Madison, 28.7	10th, 24.1
<b>3PT Per Game:</b>	Elon, 10.0	2nd, 8.4

### 2019-20 CAA PLAYER OF THE WEEK

<b>N11</b>	<b>Jordan Roland, Sr.-R, G, Northeastern</b>	<b>40.5 ppg, 4.0 rpg</b>
N18	Andy Van Vliet, Sr., F, William & Mary	21.5 ppg, 9.0 rpg
N25	Desure Buie, Sr., G, Hofstra	15.0 ppg, 6.0 apg
02	Justyn Mutts, So., F, Delaware	19.0 ppg, 13.0 rpg
09	Nathan Knight, Sr., F, William & Mary	29.0 ppg, 11.0 rpg
016	Nate Darling, Jr., G, Delaware	29.0 ppg, 5.0 apg
	Brian Fobbs, Sr., G, Towson	33.0 ppg, 3.0 rpg
023	Eli Pemberton, Sr., G, Hofstra	23.0 ppg, 5.0 rpg
031	Desure Buie, Sr., G, Hofstra	25.0 ppg, 6.0 rpg
J6	Nathan Knight, Sr., F, William & Mary	19.0 ppg, 11.5 rpg
	Grant Riller, Sr., G, Charleston	28.5 ppg, 8.5 rpg
J13	Allen Bertrand, So., G, Towson	20.5 ppg, 68% FG
J20	Camren Wynter, So., G, Drexel	23.5 ppg, 4.5 apg
J27	Nate Darling, Sr., G, Delaware	22.5 ppg, 4.5 rpg
F4	Desure Buie, Sr., G, Hofstra	20.0 ppg, 9.0 apg
	Grant Riller, Sr., G, Charleston	32.0 ppg, 4.0 apg
F11	Nate Darling, Jr., G, Delaware	30.5 ppg, .516 FG%
	Marcus Sheffield II, Sr., Elon	24.5 ppg, 10.0 rpg

### 2019-20 CAA ROOKIE OF THE WEEK

<b>N11</b>	<b>Tyson Walker, Fr., G, Northeastern</b>	<b>13.0 ppg, 3.5 rpg</b>
N18	Julien Wooden, Fr., F, James Madison	16.5 ppg, 5.0 rpg
<b>N25</b>	<b>Tyson Walker, Fr., G, Northeastern</b>	<b>15.0 ppg, 5.0 apg</b>
02	Michael Christmas, Fr., F, James Madison	9.0 ppg, 8.0 rpg
09	Hunter Woods, Fr., G, Elon	16.5 ppg, 6.5 rpg
016	Hunter McIntosh, Fr., G, Elon	15.0 ppg, 3.0 apg
023	Shykeim Phillips, Fr., G, UNCW	9.5 ppg, 4.0 apg
<b>031</b>	<b>Tyson Walker, Fr., G, Northeastern</b>	<b>15.0 ppg, 5.0 apg</b>
<b>J5</b>	<b>Tyson Walker, Fr., G, Northeastern</b>	<b>21 ppg, 2.5 apg</b>
J13	Zac Ervin, Fr., G, Elon	18.0 ppg, .500 3FG%
J20	Shykeim Phillips, Fr., G, UNCW	13.0 ppg, 3.5 rpg
J27	Jason Gibson, Fr., G, Towson	17.0 ppg, .611 FG%
F4	Hunter McIntosh, Fr., G, Elon	13.0 ppg, 3.5 rpg
F11	Imajae Dodd, Fr., F, UNCW	7.5 ppg, 6.5 rpg

2.	250	David Walker (133 games)	2012-16
3.	243	Joel Smith (120 games)	2009-13
4.	223	Matt Janning (128 games)	2006-10
5.	<b>215</b>	<b>Bolden Brace (122 games)</b>	<b>2016-20</b>

### POINTS

1.	2,709	Reggie Lewis (122 games)	1983-87
24.	1,161	Jonathan Lee (98 games)	2009-13
25.	1,143	Andre LaFleur (128 games)	1983-87
26.	1,125	Bill Colby (64 games)	1955-58
27.	1,114	Harry Barnes (79 games)	1965-68
28.	<b>1,086</b>	<b>Jordan Roland (58 games)</b>	<b>2018-20</b>
29.	<b>1,085</b>	<b>Bolden Brace (122 games)</b>	<b>2016-20</b>

### 3-POINT FG ATTEMPTS

1.	795	J.J. Barea	2002-06
2.	653	David Walker	2012-16
3.	645	Matt Janning	2006-10
4.	609	Joel Smith	2009-13
5.	585	Quincy Ford	2011-16
6.	<b>562</b>	<b>Bolden Brace</b>	<b>2016-20</b>

### 3-POINT FG PERCENTAGE

1.	.453	John Williams	1984-88
2.	.436	Donnell Gresham	2015-19
3.	<b>.409</b>	<b>Jordan Roland</b>	<b>2018-20</b>
4.	.404	Jonathan Lee	2009-13
5.	.399	Joel Smith	2009-13
6.	<b>.383</b>	<b>Bolden Brace</b>	<b>2016-20</b>
7.	.382	David Walker	2012-16

### ROLAND NAMED TO OSCAR ROBERTSON TROPHY WATCH LIST

- **Jordan Roland** is currently No. 5 in the NCAA in scoring (23.0)
- A native of Syracuse, N.Y., **Roland** leads the CAA with five 30-point games
- **Roland** is just 1 of 2 CAA players to be named to the Watch List, joining William & Mary's Nathan Knight



### A HISTORIC NIGHT

- In their 100-year history, Northeastern had never beaten an opponent by 57 points until Tuesday night at Holy Cross (11/19), 101-44
- The Huskies outscored the Crusaders 63-23 in the opening half, the most points scored in the first 20 minutes since scoring 60 vs. Lasell on Nov. 22, 2005
- The 101 points scored were the most by a Northeastern team since finishing with 102 vs. Cal State Northridge on Nov. 25, 2005

### NCAA APPEARANCES

- The Huskies made their ninth ever appearance in the NCAA tournament in 2019, posting a record of 3-9 in the Big Dance
- Head Coach **Bill Coen** made his ninth appearance in the Big Dance and second as a head coach last season

# THE LAST TIME IT HAPPENED...

## LAST TIME A NORTHEASTERN PLAYER...

Scored 40+ Points	42** by Jordan Roland vs. Harvard (11/8/19)
Scored 35-39 Points	38 by Jordan Roland at UNCW (1/18/20)
	39 by Jordan Roland at Boston University (11/5/19)
Scored 30-34 Points	33 by Jordan Walker at Charleston (1/16/20)
	32 by Tyson Walker vs. Elon (1/2/20)
	33 by Jordan Roland at James Madison (12/30/19)
Scored 30 Or More Points In Back-To-Back Games	Jordan Roland at Charleston (33 points, 1/16/20) and UNCW (38 points, 1/18/20)
	Jordan Roland at BU (39 points, 11/5/19) and vs. Harvard (42 points, 11/8/19)
	J.J. Barea at Cornell (35 points, 11/20/04) and at Harvard (30 points, 11/27/04)
Scored 25 or More Points in Back-to-Back Games	Jordan Roland vs. Hofstra (32 pts, 2/8/20) and vs. UNCW (27 pts, 2/13/20)
	Jordan Roland vs. Drexel (26 points, 1/23/20); vs. Delaware (27 pts, 1/25/20)
Scored 20 or More Points in Five Consecutive Games	Jordan Roland (1/9/20-1/25/20); vs. Hofstra (28 points, 1/9), at Charleston (33 points, 1/16), at UNCW (38 points, 1/18), vs. Drexel (26 points, 1/23), vs. Delaware (27 points, 1/25)
Grabbed 20 Rebounds	21 by Dan Callahan vs. Vermont (3/4/95)
Grabbed 15-19 Rebounds	19 by Quincy Ford vs. Lipscomb (11/21/15)
Grabbed 10 Offensive Rebounds	11 by Sylbrin Robinson vs. Loyola (Md.) (1/2/03)
Made 15+ Field Goals	15 by Jordan Roland at BU (11/5/19)
Made 10-14 Field Goals	12 by Jordan Roland at James Madison (12/30/19)
Attempted 25+ Field Goals	26 by Bolden Brace at Elon (2/23/17)
Attempted 20-24 Field Goals	20 by Jordan Roland vs. Delaware (1/25/20)
Made 8+ 3-pointers	8 by Jordan Roland vs. Hofstra (1/9/20)
Made 7 3-pointers	7 by Vasa Pusica vs. Hofstra (3/12/19)
Made 6 3-pointers	6 by Jordan Roland at Holy Cross (11/19/19)
	6 by Jordan Roland vs. ODU (11/16/19)
	6 by Jordan Roland vs. Harvard (11/8/19)
Attempted 15+ 3-pointers	20 by Bolden Brace at Elon (2/23/17)
Attempted 10+ 3-pointers	11 by Jordan Roland vs. Hofstra (1/9/20)
Made 15+ Free Throws	18 by Jon Lee vs. George Mason (2/22/12)
Made 10+ Free Throws	10 by Jordan Roland vs. Harvard (11/8/19)
	10 by Jordan Roland at Harvard (11/9/18)
Attempted 20+ Free Throws	20 by T.J. Williams vs. Towson (1/28/17)
Attempted 15+ Free Throws	15 by T.J. Williams vs. Boston University (11/11/16)
Had 15 Assists	15 by Bill Loughnane vs. Delaware (12/29/77)**
Had 10+ Assists	11 by Donnell Gresham at Bucknell (11/28/18)
Had 6 Steals	6 by Shawn O'ceus at Elon (2/24/18)
Had 5 Steals	5 by Vasa Pusica vs. Towson (2/23/19)
Had 5 Blocks	5 by Anthony Green at Elon (2/23/17)
Converted A 4-Point Play	Jordan Roland vs. Delaware (1/25/20)
	Jordan Roland vs. ODU (11/16/19)
Posted Back-to-Back Double-Doubles	Bolden Brace (18 pts, 10 rebs) vs. Hofstra (1/9/20) and (19 pts, 11 rebs) at Charleston (1/16/20)
	Max Boursiquot (10 pts, 10 rebs) at Eastern Michigan (12/17/19) and (10 pts, 10 rebs) at Detroit Mercy (12/19/19)
Hit A Shot In The Closing Seconds To Send A Game To Overtime	Demetrius Pollard hit a 3-pointer with one second left in regulation (1/11/14 at Drexel) to tie the game at 67. The game would eventually go into double overtime, with Drexel taking the 93-88 win.
Hit A Shot At The Buzzer To Win A Game	Vasa Pusica drove to the basket from halfcourt with 5.3 seconds remaining, laying in the game-winner against William & Mary for a 69-67 victory at the buzzer (2/17/18)
Hit A Closing-Seconds Shot To Win A Game	Jeremy Miller layed in a pass from Caleb Donnelly cutting to the basket to defeat eventual No. 1 seed in the CAA, UNCW with 0.8 seconds left in the Huskies 65-63 victory in Wilmington (1/2/16)
Scored 20 or more points in a first half	21 by Jordan Roland at James Madison (12/30/19)
	21 by Jordan Roland at Holy Cross (11/19/19)
Scored 20 or more points in a second half	25 by Jordan Roland vs. Hofstra (1/9/20)
	23 by Jordan Roland vs. Harvard (11/8/19)
	21 by Jordan Roland at Boston University (11/5/19)
Had A Triple-Double	T.J. Williams with 26p, 12a, 11r at Elon (2/23/17)
	Shawn James with 17p, 14r, 11b vs. James Madison (2/15/06)
Northeastern Player Made SportCenter's Top 10 Plays	Anthony Green's posterizing dunk against Davidson was ranked as the No. 9 play of the night on Nov. 18.
Opponent Made SportCenter's Top 10 Plays	Sean East II threw in an 80-footer at the buzzer of the first half to give UMass the lead, 36-34, made No. 1 on SC Top 10 plays (11/12/19).

## LAST TIME NORTHEASTERN...

Scored 130+ Points	152 points vs. Loyola Marymount (11/24/90)
Scored 120-129 Points	128 vs. Suffolk (12/3/84)
Allowed 120+ Points	123 vs. Loyola Marymount (11/24/90)
Scored 110-119 Points	112 at Tufts (1/29/73)
Allowed 110+ Points	110 vs. Bradley (12/26/86)
Scored 105-109 Points	107 vs. UNCW (2/3/18)
Allowed 105-109 Points	107 at Pennsylvania (12/21/74)
Scored 100-104 Points	101 at Holy Cross (11/19/19)
Allowed 100-104 Points	100 vs. UNCW (2/3/18)
Scored 90+ Points	90 at Drexel (3/2/19)
Allowed 90+ Points	94 at William & Mary (2/2/16)
Scored 60 Points in a Half	63 (1st) at Holy Cross (11/19/19)
Opponent scored 60 Points in a Half	60 (2nd) vs. Drexel (3/8/2014)
Did Not Score 20+ Points in a Half	17 at UNCW (2/25/17)
Opponent Did Not Score 20+ Points in a Half	17 by Drexel (1st) (1/23/20)
	17 by Towson (1st) (12/28/19)
Grabbed 50 Rebounds	50 at Louisiana Tech (12/20/11)
Made 40 Field Goals	42 vs. Lasell (11/22/05), 42-of-66
Made 35-39 Field Goals	39 at Holy Cross (11/19/19)
Attempted 90 Field Goals	106 vs. Loyola Marymount (11/24/90)
Attempted 80 Field Goals	81 at UConn (12/6/04)
Attempted 70 Field Goals	70 at Elon (1/10/19)
Made 20+ 3-pointers	21 vs. Delaware (1/5/17)**
Made 15+ 3-pointers	15 vs. Weber State (11/27/19)
	16 at Holy Cross (11/19/19)
Made 10+ 3-pointers	12 at Charleston (1/16/20)
	12 at James Madison (12/30/19)
	11 vs. ODU (11/16/19)
	11 vs. Harvard (11/8/19)
Attempted 35+ 3-pointers	36 at Elon (2/23/17)
Attempted 30-34 3-pointers	31 at James Madison (12/30/19)
Made 35 Free Throws	35 at James Madison (35-41) (2/18/16)
Was Perfect from the FT line	19-for-19 at Elon (2/1/20)
Had 30 Assists	31 vs. George Mason (12/4/93)
Had 25 Assists	25 at William & Mary (1/18/18)
Had 20-24 Assists	23 at James Madison (12/30/19)
	23 at Holy Cross (11/19/19)
Had 20 Steals	20 vs. Wentworth (11/17/15)**
Had 15-19 Steals	16 vs. Cornell (12/2/12)
Had 10-14 Steals	13 at Holy Cross (11/19/19)
Had 12 Blocks	12 vs. Lasell (11/22/05), 10 by Shawn James
Never trailed in a game	W, 71-63 vs. UNCW (2/13/20)
	W, 79-69 vs. Weber State (11/27/19)
	W, 84-79 vs. Harvard (11/8/19)
Overcame a 21+-Point Deficit To Win	George Mason held a 24 point lead; NU won 69-67 (3/10/13)
Overcame a 15-20 Point Deficit To Win	Charleston held a 15-point lead with 16:15 left; NU won 79-76 (1/16/20)
	Kent State held a 17-point lead; NU won 73-70 (11/27/16); Charleston held a 16-point lead; NU won 73-72 (2/9/17)
Overcame a 10-Point Deficit To Win	UNCW led 41-28 with 2:45 left in the first; Northeastern won 81-77
	E. Michigan led 30-16 with 7:07 left in the first; Northeastern won 81-67
Overcame a 15-Point Halftime Deficit To Win	Kent State held a 17-point halftime lead; NU won 73-70 (11/27/16); Charleston held a 16-point lead; NU won 73-72 (2/9/17)
Overcame a 10-Point Halftime Deficit To Win	UNCW led 44-33 (11) with at the half; Northeastern won 81-77
Did Not Make A 3-Pointer	at Fairfield (0-11) (12/15/13)
Active 3-point streak	211 games
Had Six Players Score In Double Figures in Same Game	6 vs. Hofstra (2/5/14)
Had Two Players Record Double-Doubles in Same Game	Donnell Gresham (16p, 11a) and Tomas Murphy (21p, 12r) at Bucknell (11/28/18)
Had Three Players Record Double-Doubles in Same Game	Anthony Green (14p, 12r), Vasa Pusica (16p, 10a) and Bolden Brace (14p, 10r)
	at Hofstra (1/25/18)
Had Players Record a Triple-Double and Double-Double in Same Game	T.J. Williams (26p, 12a, 11r) and Anthony Green (11p, 11r) at Elon (2/23/17)
Northeastern Did Not Have A Player Score in Double Figures	Jan. 28, 2006 at UNCW
Active Double-Digit Scoring Streak	454 games
Opponent Did Not Have A Player Score in Double Figures	57-48 win vs. Fairfield, highest scorer had 9 points (11/29/14)
Had Three Players Score 20+ Points in Same Game	W, 72-60 vs. Elon (2/9/19); Vasa Pusica (23), Jordan Roland (21), Bolden Brace (20)
	W, 93-83 vs. Drexel (12/28/18); Vasa Pusica (29), Anthony Green (21), Jordan Roland (21)
Northeastern Player/Coach was Called for a Technical Foul	Coach Coen at Charleston (1/16/20) in 2nd half
	Shaquille Walters at UMass (11/12/19) for hanging on the rim
	Shaquille Walters at Detroit Mercy (12/19/19)



## HAMILTON '83 | 14TH SEASON | 2018 CAA COACH OF THE YEAR

- 2013 & 2018 NABC District 10 Coach of the Year
- 2013 USBWA District I Coach of the Year
- 2013 Hugh Durham National Coach of the Year Finalist

# BILL COEN

- 32 All-CAA selections in 13 seasons
- 22 former players signed professional contracts

## THE COEN FILE

Reigning CAA Coach of the Year **Bill Coen** enters his 14th season as head coach of the Northeastern basketball program in 2019-20. He is currently second in school history with 236 wins, trailing Jim Calhoun's 250 from 1972-86. Coen is tied for second all-time in CAA history with 158 CAA wins (league+postseason) with former Drexel Coach Bruiser Flint (2002-16 / 158) and behind former George Mason, and current Miami (FL) Coach Jim Larranaga (185, 1998-2011).

Coen is widely regarded for his ability to evaluate and develop talented players. In his 13 seasons at Northeastern, NU players have earned 32 All-CAA honors, including 10 first team accolades and seven All-Rookie selections. Nineteen of Coen's former players have earned professional contracts and eight Huskies remain active in professional basketball.

Coen's teams have proven that they are contenders in the CAA. The Huskies have finished .500 or better in 10 of Coen's 13 seasons at the helm, including back-to-back 14-win seasons in 2017-18 and 2018-19. Northeastern also has appeared in the CAA Tournament quarterfinals in all 13 seasons under Coen, advanced to the semifinals seven times, and to the title game four times, including back-to-back appearances and two Championship titles, one in 2014-15 and the other in 2018-19. Since Coen took the reins of the Northeastern men's basketball program 13 seasons ago, Northeastern has accomplished the best win percentage among current CAA teams in conference and CAA tournament play.

In 2018-19, Coen and the Huskies captured the CAA Tournament title for the second time in the last five seasons, returning to the NCAA Tournament. The Huskies finished with a 23-11 record, netting back-to-back 20-win seasons for the first time during Coen's tenure and the first time as a program since four-straight 20-win seasons from 1983-87. The Huskies brought a seven-game win-streak into the national tournament where they faced blue blood and No. 17 Kansas in the second round. Following these accomplishments, Coen was tabbed as a finalist for the Hugh Durham National Coach of the Year Award for the second time in his career (2013). Coen coached Vasa Pusica to All-CAA First team, NABC First Team All-Region and USBWA All-District honors while Jordan Roland earned a spot on the All-CAA Third Team.

### HEAD COACH ASSOCIATE HEAD COACH ASSISTANT COACH

Northeastern (2006-present)  
Boston College (2001-06)  
Boston College (1997-2001)  
Rhode Island (1989-97)  
Hamilton (1987-89)

### PLAYER


Hamilton (1979-83)

### HONORS

CAA Coach of the Year (2018)  
USBWA District I Coach of the Year (2010 & 2013)  
NABC District 10 Co-Coach of the Year (2013 & 2018)  
NEB Hall of Fame Division I Coach of the Year (2009)  
Hugh Durham National Coach of the Year Finalist (2013)

	Overall	CAA	Postseason
2006-07	13-19	9-9	CAA Quarterfinals
2007-08	14-17	9-9	CAA Quarterfinals
2008-09	19-13	12-6	CAA Quarterfinals; CBI Quarterfinals
2009-10	20-13	14-4	CAA Semifinals; NIT First Round
2010-11	11-20	6-12	
2011-12	14-17	9-9	CAA Quarterfinals
2012-13	20-13	14-4 (1st)	CAA Championship; NIT First Round
2013-14	11-21	7-9	CAA Semifinals
2014-15	23-12	12-6 (T-1st)	NCAA 2nd Round, CAA Champs
2015-16	18-15	9-9	CAA Semifinals
2016-17	15-16	8-10	CAA Quarterfinals
2017-18	23-10	14-4	CAA Championship
2018-19	23-11	14-4	NCAA 1st Round CAA Champs
2019-20	12-13	6-7	
<b>TOTAL</b>	<b>236-210</b>	<b>143-102</b>	

## ON THE BENCH...



**Chris Markwood**  
Associate Head Coach

Sixth season  
Maine '05

- Enters his sixth season with the Huskies and second as associate head coach of the program
- Works primarily with the perimeter players
- Came to Northeastern after three seasons as an assistant coach at the University of Vermont (2011-14), where he helped lead the Catamounts to three straight postseason appearances, including an NCAA tournament berth in 2011-12 and an NIT invitation in 2013-14
- Began his coaching career with his alma mater, the University of Maine, where he served as an assistant coach for five seasons
- Began his playing career at Notre Dame before transferring to Maine for his final two seasons of eligibility
- The 2000 Maine Gatorade Player of the Year



**Brian McDonald**  
Assistant Coach

10th season  
Northeastern '10

- The former Northeastern student-athlete begins his 10th season on Huntington Avenue after four years as one of the Huskies' leaders on the court
- Works primarily with the guards
- Walked on to the team in 2006, Bill Coen's second year as a head coach of the Huskies
- Appeared in 38 career games for the Huskies and helped lead the team to back-to-back postseason appearances in 2009 and 2010
- Began his coaching career at Northeastern immediately following his playing career
- One of two Northeastern Alums on the coaching staff



**Manny Adako**  
Assistant Coach

Second season  
Northeastern '10

- Returns to his alma mater after a seven-year professional basketball career that saw stops in Holland, Egypt, Qatar, and Dubai
- Helped his teams to the Qatar Emir League Cup in 2014, as well as Qatar Prince's Cup victories in 2015 and 2016
- He has earned postseason accolades a total of five times in his career
- A CAA All-Conference honoree, he finished his career ranked 14th all-time at Northeastern in career scoring (1,209) and fourth in career field goal percentage (.541)
- During his time as a Husky, he posted the sixth and seventh-best seasons all-time from the field (.568 and .566)
- Already a Double Husky graduating from Northeastern in 2010 with a bachelor's degree and completing his master's in Informatics from the College of Professional Studies in March 2017



**Tom Murphy**  
Director of  
Basketball Advancement

14th season  
Springfield '60


- Formerly serving as Associate Head Coach of NU for four seasons, enters his 14th season with the program
- Responsible for head coach Bill Coen's development as a player and a coach
- Has 36 years of head coaching experience, spending 34 at Hamilton College where he coached Coen
- Gave Coen his first coaching job at Hamilton where he was an assistant under him from 1987-89
- Posted a 602-263 record, leading Hamilton to 30 postseason berths and 16 seasons of 20 or more wins.
- Inducted into the New York, Utica & SUNY halls of fame & was named the March of Dimes Coach of the Year in 1999
- A five-time New York State Coach of the Year, a three-time District Coach of the Year and was named the National Coach of the Year in 1979
- Coached 20 All-Americans and a pair of National Players of the Year



**Danny Young**  
Director of  
Basketball Operations

Third season  
Northeastern '15

- Enters his third season as the director of basketball operations with Northeastern
- As an undergrad, Young was the head manager for the Huskies and played a key role in helping Northeastern return to the NCAA Tournament in 2015 for the first time in 24 years
- Young was involved in all aspects of the operation including video, travel logistics and player assistance working under and learning from an esteemed group of coaches and staff while at Northeastern including current head coach Bill Coen; current UMass Lowell head coach Pat Duquette; current Dartmouth head coach, Dave McLaughlin; current video analyst for the Oklahoma City Thunder Steve Scalzi; and current Director of Performance for the Boston Celtics Art Horne
- While a student, Young also assisted former Northeastern athletic director and NCAA men's basketball selection committee member, Peter Roby, on all facets regarding Roby's committee duties



**Nate Bock**  
Athletic Trainer

Second season (with  
MBB)  
Vermont '14

- Bock joined Northeastern University sports performance staff at the start of the 2016-17 season and after serving two seasons as the primary athletic trainer for the men's soccer program has transitioned to work with the men's basketball program in 2018-19
- Bock came to Northeastern after spending two seasons working with the University of Vermont men's lacrosse team
- He graduated with a bachelor's degree from UVM in 2014
- During his time at Vermont, Bock also worked toward a Master's of Science in exercise science and rehabilitation online through California University of Pennsylvania



# 2019-20 SEASON/CAREER HIGHS

## #00 JASON STRONG

Category	Season High	Career High
Points	18 at Holy Cross (11/19/19)	18 at Holy Cross (11/19/19)
Rebounds	9 at Detroit Mercy (12/19/19)	9 at Detroit Mercy (12/19/19)
Assists	3, vs. Hofstra (1/9/20)	3, vs. Hofstra (1/9/20)
Steals	2 vs. Hofstra (1/9/20)	2 vs. Hofstra (1/9/20)
Blocks	1 (4x), Last at Hofstra (2/8/20)	1 (8x), Last at Hofstra (2/8/20)
Minutes	24 at Hofstra (2/8/20)	24 at Hofstra (2/8/20)
FG Made	7 at Holy Cross (11/19/19)	7 (2x), Last at Holy Cross (11/19/19)
FG Att.	8 (3x), Last at Hofstra (2/8/20)	10 at Vermont (12/16/18)
3-pt. FG Made	4 at Holy Cross (11/19/19)	4 at Holy Cross (11/19/19)
3-pt. FG Att.	4 at Holy Cross (11/19/19)	5 vs. Davidson (11/18/18)
FT Made	4 vs. Drexel (1/23/20)	3 vs. Drexel (1/23/20)
FT Attempts	4 (2x) Last vs. Drexel (1/23/20)	4 (2x) Last vs. Drexel (1/23/20)

## #1 VITO CUBRILLO

Category	Season High	Career High
Points	-	-
Rebounds	-	-
Assists	1 at Holy Cross (11/19/19)	Same
Steals	-	-
Blocks	-	-
Minutes	9 at Holy Cross (11/19/19)	Same
FG Made	-	-
FG Att.	4 at Holy Cross (11/19/19)	Same
3-pt. FG Made	-	-
3-pt. FG Att.	4 at Holy Cross (11/19/19)	Same
FT Made	-	-
FT Attempts	-	-

## #2 TYSON WALKER

Category	Season High	Career High
Points	42 at UNCW (1/18/20)	Same
Rebounds	5 (3x), Last at Towson (12/28/19)	Same
Assists	6 (3x), Last vs. Delaware (1/25/20)	Same
Steals	4 (2x) Last at Elon (2/1/20)	Same
Blocks	2 vs. Davidson (12/7/19)	Same
Minutes	39 vs. Delaware (1/25/20)	Same
FG Made	12 vs. Elon (1/2/20)	Same
FG Att.	17 vs. Elon (1/2/20)	Same
3-pt. FG Made	4 vs. Elon (1/2/20)	Same
3-pt. FG Att.	7 vs. Elon (1/2/20)	Same
FT Made	4 (3x), Last at UNCW (1/18/20)	Same
FT Attempts	6 at UNCW (1/18/20)	Same

## #10 GREG EBOIGBODIN

Category	Season High	Career High
Points	13 vs. Weber State (11/27/19)	13 vs. Weber State (11/27/19)
Rebounds	9 vs. South Alabama (11/25/19)	9 vs. South Alabama (11/25/19)
Assists	3 (2x) Last vs. Drexel (1/23/20)	3 (2x) Last vs. Drexel (1/23/20)
Steals	2 (2x), Last vs. South Alabama (11/25/19)	2 (4x), Last vs. South Alabama (11/25/19)
Blocks	2 vs. Drexel (1/23/20)	3 at Wisconsin (1/19/18)
Minutes	34 vs. South Alabama (11/25/19)	34 vs. South Alabama (11/25/19)
FG Made	5 vs. Weber State (11/27/19)	5 (2x), Last vs. Weber State (11/27/19)
FG Att.	7 vs. South Alabama (11/25/19)	7 (2x), Last vs. South Alabama (11/25/19)
3-pt. FG Made	-	-
3-pt. FG Att.	1 vs. Drake (11/26/19)	1 vs. Drake (11/26/19)
FT Made	4 (3x), Last vs. Drexel (1/23/20)	4 (6x), Last vs. Drexel (1/23/20)
FT Attempts	6 vs. Drexel (1/23/20)	6 vs. Drexel (1/23/20)

## #12 JORDAN ROLAND

Category	Season High	Career High
Points	42* vs. Harvard (11/8/19)	* School Record
Rebounds	7(2x) Last vs. Drexel (1/23/20)	7(2x) Last vs. Drexel (1/23/20)
Assists	4 vs. Weber State (11/27/19)	4 (6x), Last vs. Weber State (11/27/19)
Steals	4 (2x), Last at Charleston (1/16/20)	4 (2x), Last at Charleston (1/16/20)
Blocks	1 (6x), Last vs. Elon (1/2/20)	2 (3x), Last vs. UIC (3/20/17)
Minutes	40 (5x), Last at William & Mary (1/30/20)	40(2x) Last at William and Mary (1/30/20)
FG Made	15 at Boston U. (11/5/19)	15 at Boston U. (11/5/19)
FG Att.	24 at Boston U. (11/5/19)	24 at Boston U. (11/5/19)
3-pt. FG Made	8 vs. Hofstra (1/9/20)	8 (2x), Last vs. Hofstra (1/9/20)
3-pt. FG Att.	11 vs. Hofstra (1/9/20)	12 at James Madison (1/26/19)
FT Made	10 (2x) Last vs. UNCW (2/13/20)	10 (3x), Last vs. UNCW (2/13/20)
FT Attempts	13 vs. UNCW (2/13/20)	13 vs. UNCW (2/13/20)

## #13 MYLES FRANKLIN

Category	Season High	Career High
Points	10 at Holy Cross (11/19/19)	10 at Holy Cross (11/19/19)
Rebounds	6 at EMU (12/17/19)	6 at EMU (12/17/19)
Assists	5 (2x), Last at EMU (12/17/19)	5 (2x), Last at EMU (12/17/19)
Steals	2 (2x), Last at Holy Cross (11/19/19)	2 (2x), Last at Holy Cross (11/19/19)
Blocks	1 (2x), Last at Charleston (1/16/20)	1 at Holy Cross (11/19/19)
Minutes	29 vs. Drake (11/26/19)	29 vs. Drake (11/26/19)
FG Made	3 (4x), Last vs. Delaware (1/25/20)	3 (5x), Last vs. Delaware (1/25/20)
FG Att.	8 (2x), Last vs. South Alabama (11/25/19)	8 (2x), Last vs. South Alabama (11/25/19)
3-pt. FG Made	2 (4x), Last vs. Delaware (1/25/20)	2 (5x), Last vs. Delaware (1/25/20)
3-pt. FG Att.	4 (2x), Last at Detroit Mercy (12/19/19)	4 (3x), Last at Detroit Mercy (12/19/19)
FT Made	6 vs. Drake (11/26/19)	6 vs. Drake (11/26/19)
FT Attempts	8 vs. Drake (11/26/19)	8 vs. Drake (11/26/19)

## #14 MAXIME BOURSIQUOT

Category	Season High	Career High
Points	18 vs. Delaware (1/25/20)	18 vs. Delaware (1/25/20)
Rebounds	10 (2x), Last at Detroit Mercy (12/19/19)	13 at Drexel (1/2/17)
Assists	4 (2x), Last at Detroit Mercy (12/19/19)	5 vs. Harvard (11/30/17)
Steals	4 (2x) Last vs. UNCW (2/13/20)	4 (2x) vs. UNCW (2/13/20)
Blocks	1 (5x), Last vs. UNCW (2/13/20)	1 (15x), Last vs. UNCW (2/13/20)
Minutes	32 vs. Delaware (1/25/20)	47 at Elon (2/23/17)
FG Made	7 vs. Delaware (1/25/20)	8 at Oakland (12/20/16)
FG Att.	11 vs. Delaware (1/25/20)	15 at Oakland (12/20/16)
3-pt. FG Made	2 (2x), Last vs. Davidson (12/7/19)	3 (3x), Last vs. James Madison (1/7/18)
3-pt. FG Att.	5 vs. Davidson (12/7/19)	5 vs. Davidson (12/7/19)
FT Made	4 (3x) Last vs. UNCW (2/13/20)	4(5x) Last vs. UNCW (2/13/20)
FT Attempts	7 vs. UNCW (2/13/20)	7 vs. UNCW (2/13/20)

## #20 BOLDEN BRACE

Category	Season High	Career High
Points	22 at Detroit Mercy (12/19/19)	40 at Elon (2/23/17)
Rebounds	14 vs. UNCW (2/13/20)	14 (2x) Last vs. UNCW (2/13/20)
Assists	8 at JMU (12/30/19)	9 vs. Hofstra (3/12/19)
Steals	4 vs. Maine (12/4/19)	4 vs. Maine (12/4/19)
Blocks	1 (3x), Last at EMU (12/17/19)	2 (5x), Last vs. Kansas (3/21/19)
Minutes	39 at EMU (12/17/19)	50 at Elon (2/23/17)
FG Made	7 (5x), Last vs. Drexel (1/23/20)	14 at Elon (2/23/17)
FG Att.	14 at Charleston (1/16/20)	26 at Elon (2/23/17)
3-pt. FG Made	4 (3x), Last at Charleston (1/16/20)	10 at Elon (2/23/17)
3-pt. FG Att.	9, at Charleston(1/16/20)	20 at Elon (2/23/17)
FT Made	6 at Hofstra (2/8/20)	6 (4x), Last at Hofstra (2/8/20)
FT Attempts	6 (3x), Last at Hofstra (2/8/20)	7 (2x), Last at Hofstra (1/25/18)

## #21 GUILIEN SMITH

Category	Season High	Career High
Points	10 at Elon (2/1/20)	29 at Bryant (12/22/16)
Rebounds	2 (2x) Last at Elon (2/1/20)	6 vs. Maine (12/10/16)
Assists	2 (3x), Last vs. Drexel (1/23/20)	5 (3x), Last at Penn (3/3/17)
Steals	2 (2x) Last at Elon (2/1/20)	3 (3x), Last vs. Columbia (2/18/17)
Blocks	1(2x) Last vs. Drexel (1/23/20)	1 (5x), Last vs. Drexel (1/23/20)
Minutes	24 vs. Drexel (1/23/20)	37 vs. Columbia (2/18/17)
FG Made	3 (2x) Last at Elon (2/1/20)	10 at Bryant (12/22/16)
FG Att.	9 at UNCW (1/18/20)	18 at Bryant (12/22/16)
3-pt. FG Made	2 (3x), Last at UNCW (1/18/20)	5 at Bryant (12/22/16)
3-pt. FG Att.	6 at UNCW (1/18/20)	9 at Bryant (12/22/16)
FT Made	3 (2x) Last vs. UNCW (2/13/20)	10 at LIU Brooklyn (12/18/16)
FT Attempts	4 vs. UNCW (2/13/20)	12 at LIU Brooklyn (12/18/16)

## #22 QUIRIN EMANGA

Category	Season High	Career High
Points	5 at Holy Cross (11/19/19)	Same
Rebounds	5 at Holy Cross (11/19/19)	Same
Assists	1(2x) Last vs. Drexel (1/23/20)	Same
Steals	2 at Holy Cross (11/19/19)	Same
Blocks	2 vs. Elon (1/2/20)	Same
Minutes	16 at Holy Cross (11/19/19)	Same
FG Made	2 at Holy Cross (11/19/19)	Same
FG Att.	4 at Holy Cross (11/19/19)	Same
3-pt. FG Made	1 (3x), Last at JMU (12/30/19)	Same
3-pt. FG Att.	3 at Holy Cross (11/19/19)	Same
FT Made	-	-
FT Attempts	-	-

## #24 SHAQUILLE WALTERS

Category	Season High	Career High
Points	15 vs. William & Mary (1/4/20)	20 vs. La Verne (11/10/17)
Rebounds	12 at JMU (12/30/19)	12 at JMU (12/30/19)
Assists	6 vs. Hofstra (1/9/20)	6 vs. Hofstra (1/9/20)
Steals	3 at JMU (12/30/19)	3 at JMU (12/30/19)
Blocks	2 at Detroit Mercy (12/19/19)	2 at Detroit Mercy (12/19/19)
Minutes	37 vs. Davidson (12/7/19)	37 vs. Davidson (12/7/19)
FG Made	6 vs. William & Mary (1/4/20)	8 vs. La Verne (11/10/17)
FG Att.	12 at Hofstra (2/8/20)	12 at Hofstra (2/8/20)
3-pt. FG Made	2 vs. Weber State (11/27/19)	2 vs. Weber State (11/27/19)
3-pt. FG Att.	4 (5x), Last at UNCW (1/18/20)	4 (5x), Last at UNCW (1/18/20)
FT Made	4 at Detroit Mercy (12/19/19)	4 (2x), Last at Detroit Mercy (12/19/19)
FT Attempts	4 (4x), Last at JMU (12/30/19)	4 (6x), Last at JMU (12/30/19)

## #33 TOMAS MURPHY

Category	Season High	Career High
Points	18 at UMass (11/12/19)	21 (3x), Last vs. Towson (2/23/19)
Rebounds	5 at UMass (11/12/19)	12 (2x), Last vs. Towson (2/23/19)
Assists	2 (2x), Last vs. ODU (11/16/19)	7 vs. Eastern Michigan (12/1/18)
Steals	1 vs. ODU (11/16/19)	2 (3x), Last vs. Towson (2/23/19)
Blocks	2 vs. Harvard (11/8/19)	Same
Minutes	32 at UMass (11/12/19)	37 vs. Towson (2/23/19)
FG Made	9 at UMass (11/12/19)	9 at UMass (11/12/19)
FG Att.	12 at UMass (11/12/19)	14 at Bucknell (11/28/18)
3-pt. FG Made	-	3 at Boston U. (11/10/17)
3-pt. FG Att.	1 vs. ODU (11/16/19)	6 at Boston U. (11/10/17)
FT Made	2 at Boston U. (11/5/19)	5 (4x), Last vs. William & Mary (2/17/18)
FT Attempts	2 (2x), Last vs. Harvard (11/8/19)	6 (4x), Last vs. William & Mary (2/17/18)



# 2019-20 SEASON STATS

## THE STAT CREW SYSTEM Northeastern Combined Team Statistics (as of Feb 14, 2020) All games

RECORD:	OVERALL	HOME	AWAY	NEUTRAL
ALL GAMES	12-13	5-5	6-6	1-2
CONFERENCE	6-7	3-3	3-4	0-0
NON-CONFERENCE	6-6	2-2	3-2	1-2

##	Player	gp-gs	min	avg	Total		3-Point		F-Throw		Rebounds				pf	dq	a	to	blk	stl	pts	avg
					fg-fga	fg%	3fg-fga	3fg%	ft-fa	ft%	off	def	tot	avg								
12	Roland, Jordan	25-25	924	37.0	201-407	.494	78-187	.417	108-121	.893	14	76	90	3.6	42	0	43	43	7	43	588	23.5
02	Walker, Tyson	25-25	776	31.0	104-231	.450	28-80	.350	32-50	.640	10	38	48	1.9	68	1	87	53	6	45	268	10.7
20	Brace, Bolden	25-25	808	32.3	84-182	.462	47-113	.416	40-50	.800	33	129	162	6.5	57	1	58	32	3	29	255	10.2
33	Murphy, Tomas	4-4	117	29.3	17-24	.708	0-1	.000	3-4	.750	5	6	11	2.8	10	0	6	8	3	1	37	9.3
14	Boursiquot, Maxime	23-18	527	22.9	75-139	.540	9-24	.375	24-35	.686	26	85	111	4.8	73	2	25	53	5	38	183	8.0
24	Walters, Shaquille	24-21	616	25.7	62-141	.440	11-45	.244	28-35	.800	9	93	102	4.3	54	1	38	42	5	15	163	6.8
00	Strong, Jason	25-0	302	12.1	39-77	.506	8-19	.421	12-16	.750	14	38	52	2.1	31	0	14	10	4	4	98	3.9
13	Franklin, Myles	24-0	326	13.6	26-65	.400	14-37	.378	17-22	.773	7	17	24	1.0	27	0	27	29	2	7	83	3.5
10	Eboigbodin, Greg	23-6	331	14.4	22-47	.468	0-1	.000	19-21	.905	30	72	102	4.4	56	1	16	20	5	5	63	2.7
21	Smith, Guillien	21-1	195	9.3	17-44	.386	11-25	.440	11-14	.786	4	7	11	0.5	13	0	11	11	2	9	56	2.7
22	Emanga, Quirin	15-0	89	5.9	5-12	.417	3-9	.333	0-0	.000	2	13	15	1.0	6	0	2	3	2	3	13	0.9
01	Cubriilo, Vito	6-0	14	2.3	0-5	.000	0-5	.000	0-0	.000	0	0	0	0.0	0	0	1	0	0	0	0	0.0
Team											24	29	53				7					
Total.....		25	5025		652-1374	.475	209-546	.383	294-368	.799	178	603	781	31.2	437	6	328	311	44	199	1807	72.3
Opponents.....		25	5025		608-1335	.455	159-496	.321	303-424	.715	186	569	755	30.2	399	-	253	332	57	134	1678	67.1

### TEAM STATISTICS

	NU	OPP
SCORING	1807	1678
Points per game	72.3	67.1
Scoring margin	+5.2	-
FIELD GOALS-ATT	652-1374	608-1335
Field goal pct	.475	.455
3 POINT FG-ATT	209-546	159-496
3-point FG pct	.383	.321
3-pt FG made per game	8.4	6.4
FREE THROWS-ATT	294-368	303-424
Free throw pct	.799	.715
F-Throws made per game	11.8	12.1
REBOUNDS	781	755
Rebounds per game	31.2	30.2
Rebounding margin	+1.0	-
ASSISTS	328	253
Assists per game	13.1	10.1
TURNOVERS	311	332
Turnovers per game	12.4	13.3
Turnover margin	+0.8	-
Assist/turnover ratio	1.1	0.8
STEALS	199	134
Steals per game	8.0	5.4
BLOCKS	44	57
Blocks per game	1.8	2.3
ATTENDANCE	11242	27873
Home games-Avg/Game	10-1124	12-2232
Neutral site-Avg/Game	-	3-363

Date	Opponent		Score	Att.
11/05/19	at Boston University	W	72-67	1171
11/08/19	HARVARD	W	84-79	1557
11/12/19	at UMass	L	71-80	2145
11/16/19	ODU	L	69-76	2209
11/19/19	at Holy Cross	W	101-44	1432
11/25/19	vs South Alabama	L	62-74	346
11/26/19	vs Drake	L	56-59	427
11/27/19	vs Weber State	W	79-69	317
12/04/19	MAINE	W	78-63	628
12/07/19	DAVIDSON	L	63-70	1501
12/17/19	at Eastern Michigan	L	55-60	1077
12/19/19	at Detroit Mercy	W	74-61	1151
* 12/28/19	at Towson	W	61-45	1102
* 12/30/19	at James Madison	W	88-72	1890
* 01/02/20	ELON	W	77-68	631
* 01/04/20	WILLIAM & MARY	L	64-66	901
* 01/09/20	HOFSTRA	L	72-74	1202
* 01/16/20	at Col. of Charleston	W	79-76	4340
* 01/18/20	at UNCW	Lot	74-76	3212
* 01/23/20	DREXEL	W	85-52	794
* 01/25/20	DELAWARE	L	74-76	1017
* 02/01/20	at Elon	L	69-74	2023
* 01/30/20	at William & Mary	L	58-59	3405
* 02/08/20	at Hofstra	L	71-75	3835
* 02/13/20	UNCW	W	71-63	802

\* - CAA game

Score by Periods	1st	2nd	OT	Totals
Northeastern	900	899	8	1807
Opponents	757	911	10	1678

## THE STAT CREW SYSTEM Northeastern Combined Team Statistics (as of Feb 14, 2020) CAA games only

RECORD:	OVERALL	HOME	AWAY	NEUTRAL
ALL GAMES	6-7	3-3	3-4	0-0
CONFERENCE	6-7	3-3	3-4	0-0
NON-CONFERENCE	0-0	0-0	0-0	0-0

##	Player	gp-gs	min	avg	Total		3-Point		F-Throw		Rebounds				pf	dq	a	to	blk	stl	pts	avg
					fg-fga	fg%	3fg-fga	3fg%	ft-fa	ft%	off	def	tot	avg								
12	Roland, Jordan	13-13	476	36.6	111-232	.478	40-99	.404	57-66	.864	12	43	55	4.2	20	0	20	19	3	22	319	24.5
02	Walker, Tyson	13-13	437	33.6	59-133	.444	15-49	.306	18-29	.621	5	22	27	2.1	39	1	47	24	3	23	151	11.6
20	Brace, Bolden	13-13	435	33.5	45-97	.464	22-56	.393	29-35	.829	16	72	88	6.8	26	0	37	16	0	18	141	10.8
14	Boursiquot, Maxime	13-13	306	23.5	46-87	.529	2-12	.167	14-21	.667	14	52	66	5.1	43	1	12	28	3	23	108	8.3
24	Walters, Shaquille	12-11	328	27.3	34-73	.466	5-15	.333	12-15	.800	4	54	58	4.8	28	0	22	21	2	8	85	7.1
00	Strong, Jason	13-0	163	12.5	21-42	.500	1-6	.167	7-10	.700	7	17	24	1.8	19	0	7	4	1	3	50	3.8
21	Smith, Guillen	13-1	155	11.9	12-28	.429	6-16	.375	10-12	.833	3	5	8	0.6	11	0	10	7	1	9	40	3.1
13	Franklin, Myles	12-0	130	10.8	10-22	.455	3-12	.250	1-2	.500	1	8	9	0.8	11	0	7	11	1	2	24	2.0
10	Eboigbodin, Greg	13-1	143	11.0	5-17	.294	0-0	.000	10-12	.833	15	30	45	3.5	30	1	4	11	3	0	20	1.5
22	Emanga, Quirin	7-0	47	6.7	2-5	.400	1-3	.333	0-0	.000	1	7	8	1.1	3	0	2	2	2	1	5	0.7
01	Cubriilo, Vito	3-0	5	1.7	0-1	.000	0-1	.000	0-0	.000	0	0	0	0.0	0	0	0	0	0	0	0	0.0
Team											10	16	26				3					
Total.....		13	2625		345-737	.468	95-269	.353	158-202	.782	88	326	414	31.8	230	3	168	146	19	109	943	72.5
Opponents.....		13	2625		318-691	.460	81-244	.332	159-215	.740	83	327	410	31.5	213	-	136	184	23	55	876	67.4

TEAM STATISTICS	NU	OPP	Date	Opponent	Score	Att.
SCORING	943	876	* 12/28/19	at Towson	W 61-45	1102
Points per game	72.5	67.4	* 12/30/19	at James Madison	W 88-72	1890
Scoring margin	+5.2	-	* 01/02/20	ELON	W 77-68	631
FIELD GOALS-ATT	345-737	318-691	* 01/04/20	WILLIAM & MARY	L 64-66	901
Field goal pct	.468	.460	* 01/09/20	HOFSTRA	L 72-74	1202
3 POINT FG-ATT	95-269	81-244	* 01/16/20	at Col. of Charleston	W 79-76	4340
3-point FG pct	.353	.332	* 01/18/20	at UNCW	Lot 74-76	3212
3-pt FG made per game	7.3	6.2	* 01/23/20	DREXEL	W 85-52	794
FREE THROWS-ATT	158-202	159-215	* 01/25/20	DELAWARE	L 74-76	1017
Free throw pct	.782	.740	* 02/01/20	at Elon	L 69-74	2023
F-Throws made per game	12.2	12.2	* 01/30/20	at William & Mary	L 58-59	3405
REBOUNDS	414	410	* 02/08/20	at Hofstra	L 71-75	3835
Rebounds per game	31.8	31.5	* 02/13/20	UNCW	W 71-63	802
Rebounding margin	+0.3	-	* - CAA game			
ASSISTS	168	136				
Assists per game	12.9	10.5				
TURNOVERS	146	184				
Turnovers per game	11.2	14.2				
Turnover margin	+2.9	-				
Assist/turnover ratio	1.2	0.7				
STEALS	109	55				
Steals per game	8.4	4.2				
BLOCKS	19	23				
Blocks per game	1.5	1.8				
ATTENDANCE	5347	19807				
Home games-Avg/Game	6-891	7-2830				
Neutral site-Avg/Game	-	0-0				

Score by Periods	1st	2nd	OT	Totals
Northeastern	459	476	8	943
Opponents	384	482	10	876

PLAYER CAREER STATS

MAX BOURSQUOT

CAREER STATISTICS

			FG			3-Point			Free Throw			Rebounds								Scoring	
	GP/GS	MIN/AVG	FG	FGA	PCT	FG	FGA	PCT	FT	FTA	PCT	OFF	DEF	TOT	AVG	AST	BLK	STL	PTS	AVG	
2016-17	31/2	625/20.2	62	127	.488	10	18	.556	29	42	.690	39	91	130	4.2	20	6	10	163	5.3	
2017-18	33/32	648/19.6	87	168	.518	13	40	.325	22	32	.688	35	91	126	3.8	42	7	25	209	6.3	
2018-19	-REDSHIRT SEASON-																				
2019-20	23/18	530/23.0	75	139	.540	9	24	.375	24	35	.686	26	86	112	4.9	24	5	38	183	8.0	
TOTAL	87/52	1803/20.7	224	434	.516	32	82	.390	75	109	.688	100	268	368	4.2	86	18	73	555	6.4	

CAA STATISTICS

	GP/GS		MIN/AVG		FG			3-Point			Free Throw			Rebounds				Scoring			
					FG	FGA	PCT	FG	FGA	PCT	FT	FTA	PCT	OFF	DEF	TOT	AVG	AST	BLK	STL	PTS
2016-17	18/4	404/22.4	36	70	.514	8	14	.571	13	21	.619	22	66	88	4.9	15	4	4	93	5.2	
2017-18	18/18	326/18.1	45	88	.511	7	20	.350	14	19	.737	22	43	65	3.6	19	4	17	111	6.2	
2018-19	-REDSHIRT SEASON-																				
2019-20	13/13	309/23.8	46	87	.529	2	12	.167	14	21	.667	14	53	67	5.2	11	2	23	108	8.3	
TOTAL	49/35	1039/21.2	127	245	.518	17	46	.370	41	61	.672	58	162	220	4.5	45	10	44	312	6.4	

BOLDEN BRACE

CAREER STATISTICS

	GP/GS		MIN/AVG		FG			3-Point			Free Throw			Rebounds				Scoring			
					FG	FGA	PCT	FG	FGA	PCT	FT	FTA	PCT	OFF	DEF	TOT	AVG	AST	BLK	STL	PTS
2016-17	31/9	757/24.4	75	207	.362	56	172	.326	25	31	.806	14	88	102	3.3	49	9	12	231	7.5	
2017-18	33/6	812/24.6	82	178	.461	55	139	.396	42	51	.824	24	132	156	4.7	72	14	21	261	7.9	
2018-19	34/34	1067/31.4	111	235	.472	57	138	.413	59	74	.797	26	181	207	6.1	92	9	32	338	9.9	
2019-20	25/25	806/32.2	84	182	.462	47	113	.416	40	51	.784	33	129	162	6.5	58	3	31	255	10.2	
TOTAL	123/74	3441/28.0	352	802	.439	215	562	.383	166	207	.802	97	530	627	5.1	271	35	136	1085	8.8	

CAA STATISTICS

	GP/GS		MIN/AVG		FG			3-Point			Free Throw			Rebounds				Scoring			
					FG	FGA	PCT	FG	FGA	PCT	FT	FTA	PCT	OFF	DEF	TOT	AVG	AST	BLK	STL	PTS
2016-17	18/6	517/28.7	61	152	.401	45	124	.363	16	18	.889	8	56	64	3.6	37	8	8	183	10.2	
2017-18	18/0	473/26.3	48	99	.485	33	77	.429	27	33	.818	15	84	99	5.5	42	7	12	156	8.7	
2018-19	18/18	625/34.2	69	146	.473	33	80	.413	31	40	.775	14	108	122	6.8	48	5	18	202	11.2	
2019-20	13/13	433/33.3	45	97	.464	22	56	.393	29	36	.806	16	72	88	6.8	37	0	17	141	10.8	
TOTAL	67/37	2038/30.4	223	494	.451	133	337	.395	103	127	.811	53	320	373	5.6	164	20	55	682	10.2	

VITO CUBRILO

CAREER STATISTICS

	GP/GS		MIN/AVG		FG			3-Point			Free Throw			Rebounds				AST		BLK		STL		Scoring	
					FG	FGA	PCT	FG	FGA	PCT	FT	FTA	PCT	OFF	DEF	TOT	AVG							PTS	AVG
2019-20	6/0	14/2.3	0	5	.000	0	5	.000	0	0	.000	0	0	0	0.0	1	0	0	0	0.0					

CAA STATISTICS

			FG			3-Point			Free Throw			Rebounds								Scoring	
	GP/GS	MIN/AVG	FG	FGA	PCT	FG	FGA	PCT	FT	FTA	PCT	OFF	DEF	TOT	AVG	AST	BLK	STL	PTS	AVG	
2019-20	3/0	5/1.7	0	1	.000	0	1	.000	0	0	.000	0	0	0	0.0	0	0	0	0	0.0	

GREG EBOIGBODIN

CAREER STATISTICS

			FG			3-Point			Free Throw			Rebounds								Scoring	
	GP/GS	MIN/AVG	FG	FGA	PCT	FG	FGA	PCT	FT	FTA	PCT	OFF	DEF	TOT	AVG	AST	BLK	STL	PTS	AVG	
2017-18*	30/2	318/10.6	27	49	.551	0	0	.000	11	25	.440	33	40	73	2.4	8	11	11	65	2.2	
2018-19	-REDSHIRT SEASON-																				
2019-20	23/6	328/14.3	22	47	.468	0	1	.000	19	21	.905	30	72	102	4.4	15	5	5	63	2.7	
TOTAL	53/8	646/12.2	49	96	.510	0	1	.000	30	46	.652	63	112	175	3.3	23	16	16	128	2.4	

\* Stats at Illinois

LEAGUE STATISTICS

			FG			3-Point			Free Throw			Rebounds								Scoring	
	GP/GS	MIN/AVG	FG	FGA	PCT	FG	FGA	PCT	FT	FTA	PCT	OFF	DEF	TOT	AVG	AST	BLK	STL	PTS	AVG	
2017-18*	17/2	238/13.9	24	37	.649	0	0	.000	8	18	.444	21	29	50	3.1	7	8	6	56	3.2	
2018-19	-REDSHIRT SEASON-																				
2019-20	13/1	140/10.8	5	17	.294	0	0	.000	10	12	.833	15	30	45	3.5	3	3	0	20	1.5	
TOTAL	30/3	378/12.6	29	54	.537	0	0	.000	18	30	.600	37	59	95	3.2	10	11	6	76	2.5	
CAA	13/1	140/10.8	5	17	.294	0	0	.000	10	12	.833	15	30	45	3.5	3	3	0	20	1.5	



# PLAYER CAREER STATS

## QUIRIN EMANGA

### CAREER STATISTICS

			FG			3-Point			Free Throw			Rebounds								Scoring	
	GP/GS	MIN/AVG	FG	FGA	PCT	FG	FGA	PCT	FT	FTA	PCT	OFF	DEF	TOT	AVG	AST	BLK	STL	PTS	AVG	
2019-20	15/0	84/5.6	5	13	.385	3	9	.333	0	0	.000	2	13	15	1.0	2	2	2	13	0.9	

### CAA STATISTICS

			FG			3-Point			Free Throw			Rebounds								Scoring	
	GP/GS	MIN/AVG	FG	FGA	PCT	FG	FGA	PCT	FT	FTA	PCT	OFF	DEF	TOT	AVG	AST	BLK	STL	PTS	AVG	
2019-20	7/0	42/6.0	2	6	.333	1	3	.333	0	0	.000	1	7	8	1.1	2	2	0	5	0.7	

## MYLES FRANKLIN

### CAREER STATISTICS

			FG			3-Point			Free Throw			Rebounds										Scoring	
	GP/GS	MIN/AVG	FG	FGA	PCT	FG	FGA	PCT	FT	FTA	PCT	OFF	DEF	TOT	AVG	AST	BLK	STL	PTS	AVG			
2017-18	16/0	58/3.6	5	13	.384	2	8	.250	3	6	.500	0	6	6	0.4	3	0	1	15	0.9			
2018-19	28/1	288/10.3	13	42	.310	7	24	.292	16	26	.615	9	15	24	0.9	21	0	2	49	1.8			
2019-20	24/0	328/13.7	26	65	.400	14	37	.378	17	22	.773	7	17	24	1.0	27	2	8	83	3.5			
TOTAL	68/1	674/9.9	44	120	.367	23	69	.333	36	54	.667	16	38	54	0.8	49	2	11	147	2.2			

### CAA STATISTICS

	GP/GS		MIN/AVG		FG			3-Point			Free Throw			Rebounds				AST		BLK		STL		Scoring	
					FG	FGA	PCT	FG	FGA	PCT	FT	FTA	PCT	OFF	DEF	TOT	AVG							PTS	AVG
2017-18	5/0	10/2.0	1	3	.333	0	2	.000	0	2	.000	0	1	1	0.2	0	0	1	2	0.4					
2018-19	14/0	133/9.5	8	18	.444	5	12	.417	9	15	.600	6	4	10	0.7	10	0	1	30	2.1					
2019-20	12/0	132/11.0	10	22	.455	3	12	.250	1	2	.500	1	8	9	0.8	7	1	3	24	2.0					
TOTAL	31/0	275/8.9	19	43	.442	8	26	.308	10	19	.526	7	13	20	0.6	17	1	5	56	1.8					

## TOMAS MURPHY

### CAREER STATISTICS

			FG			3-Point			Free Throw			Rebounds										Scoring	
	GP/GS	MIN/AVG	FG	FGA	PCT	FG	FGA	PCT	FT	FTA	PCT	OFF	DEF	TOT	AVG	AST	BLK	STL	PTS	AVG			
2017-18	33/0	533/16.2	88	155	.568	4	16	.250	37	49	.755	39	40	79	2.4	26	3	4	217	6.6			
2018-19	31/8	590/19.0	100	198	.505	13	28	.464	37	50	.740	35	70	105	3.4	27	4	12	250	8.1			
2019-20	4/4	117/29.3	17	24	.708	0	1	.000	3	4	.750	5	6	11	2.8	6	3	1	37	9.3			
TOTAL	68/12	1230/18.1	205	377	.544	17	45	.378	77	103	.748	79	116	195	2.9	59	10	17	504	7.4			

### CAA STATISTICS

			FG			3-Point			Free Throw			Rebounds								Scoring	
	GP/GS	MIN/AVG	FG	FGA	PCT	FG	FGA	PCT	FT	FTA	PCT	OFF	DEF	TOT	AVG	AST	BLK	STL	PTS	AVG	
2017-18	18/0	291/16.2	53	87	.609	1	5	.200	26	30	.867	21	22	43	2.4	13	1	3	133	7.4	
2018-19	15/1	266/17.7	48	88	.545	9	16	.563	10	13	.769	18	32	50	3.3	8	2	7	115	7.7	
2019-20	DNP																				
TOTAL	33/1	557/16.9	101	175	.577	10	21	.476	36	43	.837	39	54	93	2.8	21	3	10	248	7.5	

## JORDAN ROLAND

### CAREER STATISTICS

	GP/GS		MIN/AVG		FG			3-Point			Free Throw			Rebounds								Scoring	
					FG	FGA	PCT	FG	FGA	PCT	FT	FTA	PCT	OFF	DEF	TOT	AVG	AST	BLK	STL	PTS	AVG	
2015-16*	35/0	163/4.7	11	45	.244	2	14	.143	17	22	.773	5	9	14	0.4	5	1	5	41	1.2			
2016-17*	35/11	703/20.1	88	185	.476	43	103	.417	16	23	.696	16	54	70	2.0	48	10	27	235	6.7			
2017-18	-REDSHIRT SEASON-																						
2018-19	34/24	1038/30.5	167	370	.451	99	246	.402	65	72	.903	16	65	81	2.4	58	8	40	498	14.6			
2019-20	25/25	921/36.8	201	407	.494	78	187	.417	108	121	.893	14	76	90	3.6	43	7	43	588	23.5			
TOTAL	129/60	2825/21.9	467	1007	.464	222	550	.404	206	238	.866	51	204	255	2.0	154	26	115	1362	10.6			
NU TOTAL	59/49	1959/33.2	368	777	.474	177	433	.409	173	193	.896	30	141	171	2.9	101	15	83	1086	18.4			

\* at George Washington

### LEAGUE STATISTICS

LEAGUE STATISTICS

			FG			3-Point			Free Throw			Rebounds					Scoring				
	GP/GS	MIN/AVG	FG	FGA	PCT	FG	FGA	PCT	FT	FTA	PCT	OFF	DEF	TOT	AVG	AST	BLK	STL	PTS	AVG	
2015-16*	17/0	89/5.2	6	27	.222	1	9	.111	11	13	.846	3	6	9	0.5	2	0	2	24	1.4	
2016-17*	18/4	354/19.7	42	93	.452	22	52	.423	4	7	.571	7	21	28	1.6	21	6	13	110	6.1	
2017-18	-REDSHIRT SEASON-																				
2018-19	18/12	555/30.8	87	204	.426	51	133	.383	36	41	.878	10	35	45	2.5	32	6	24	261	14.5	
2019-20	13/13	473/36.4	111	232	.478	40	99	.404	57	66	.864	12	43	55	4.2	20	3	22	319	24.5	
TOTAL	66/29	1471/22.3	246	556	.442	114	293	.389	108	127	.850	32	105	137	2.1	75	15	61	714	10.8	
A-10	35/4	443/12.7	48	120	.400	23	61	.377	15	20	.750	10	27	37	1.1	23	6	15	134	3.8	
CAA	31/25	1028/33.2	198	436	.454	91	232	.392	93	107	.869	22	78	100	3.2	52	9	46	580	18.7	

PLAYER CAREER STATS

GUILIEN SMITH

CAREER STATISTICS

			FG			3-Point			Free Throw			Rebounds								Scoring	
	GP/GS	MIN/AVG	FG	FGA	PCT	FG	FGA	PCT	FT	FTA	PCT	OFF	DEF	TOT	AVG	AST	BLK	STL	PTS	AVG	
2015-16*	28/8	412/14.7	49	129	.380	13	45	.289	29	37	.784	7	30	37	1.3	14	0	11	140	5.0	
2016-17*	27/27	778/28.8	107	248	.431	34	92	.370	76	101	.752	11	84	95	3.5	49	1	20	324	12.0	
2017-18*	3/3	81/27.0	10	29	.345	2	9	.222	9	91.000	1	6	7	2.3	4	0	2	31	10.3		
2018-19*	17/6	258/15.2	23	73	.315	8	38	.211	16	20	.800	5	29	34	2.0	16	2	8	70	4.1	
2019-20	21/1	197/9.4	17	44	.386	11	25	.440	11	14	.786	4	7	11	0.5	11	2	9	56	2.7	
Total	96/45	1725/18.0	206	523	.394	68	209	.325	141	181	.779	28	156	184	1.9	94	5	50	621	6.5	

\* - at Dartmouth

LEAGUE STATISTICS

			FG			3-Point			Free Throw			Rebounds				AST	BLK	STL	Scoring	
	GP/GS	MIN/AVG	FG	FGA	PCT	FG	FGA	PCT	FT	FTA	PCT	OFF	DEF	TOT	AVG				PTS	AVG
2015-16*	14/3	204/14.6	22	62	.355	4	15	.267	15	21	.714	2	14	16	1.1	6	0	5	63	4.5
2016-17*	14/14	405/28.9	58	134	.433	15	45	.333	30	45	.667	7	37	44	3.1	25	1	9	161	11.5
2017-18*	-REDSHIRT SEASON-																			
2018-19*	11/1	128/11.6	11	33	.333	4	18	.222	8	12	.667	3	16	19	1.7	7	1	3	34	3.1
2019-20	13/1	157/12.1	12	28	.429	6	16	.375	10	12	.833	3	5	8	0.6	10	1	9	40	3.1
TOTAL	52/19	894/17.2	103	257	.401	29	94	.309	63	90	.700	15	72	87	1.7	48	3	26	298	5.7
IVY	39/18	737/18.9	91	229	.397	23	78	.295	53	78	.679	12	67	79	2.0	38	2	17	258	6.6

JASON STRONG

CAREER STATISTICS

			FG			3-Point			Free Throw			Rebounds								Scoring	
	GP/GS	MIN/AVG	FG	FGA	PCT	FG	FGA	PCT	FT	FTA	PCT	OFF	DEF	TOT	AVG	AST	BLK	STL	PTS	AVG	
2017-18	10/0	31/3.1	0	11	.000	0	3	.000	0	0	.000	1	1	2	0.2	2	0	0	0	0.0	
2018-19	29/3	279/9.6	40	83	.482	10	30	.333	7	10	.700	12	31	43	1.5	6	4	3	97	3.3	
2019-20	25/0	303/12.1	39	77	.506	8	19	.421	12	17	.706	14	38	49	2.1	15	4	4	98	3.9	
Total	64/3	613/9.6	79	171	.462	18	52	.346	19	27	.704	27	70	94	1.5	23	8	7	195	3.0	

CAA STATISTICS

			FG			3-Point			Free Throw			Rebounds								Scoring	
	GP/GS	MIN/AVG	FG	FGA	PCT	FG	FGA	PCT	FT	FTA	PCT	OFF	DEF	TOT	AVG	AST	BLK	STL	PTS	AVG	
2017-18	1/0	2/2.0	0	1	.000	0	0	.000	0	0	.000	0	0	0	0.0	0	0	0	0	0.0	
2018-19	15/1	106/7.1	8	23	.348	1	8	.125	2	3	.667	3	11	14	0.9	4	2	1	19	1.3	
2019-20	13/0	164/12.6	21	42	.500	1	6	.167	7	11	.636	7	17	24	1.8	8	1	3	50	3.8	
Total	29/1	272/9.4	29	66	.439	2	14	.143	9	14	.643	10	28	38	1.3	12	3	4	69	2.4	

TYSON WALKER

CAREER STATISTICS

	GP/GS		MIN/AVG		FG			3-Point			Free Throw			Rebounds				AST	BLK	STL	Scoring	
					FG	FGA	PCT	FG	FGA	PCT	FT	FTA	PCT	OFF	DEF	TOT	AVG				PTS	AVG
2019-20	25/25	780/31.2	104	232	.448	28	80	.350	32	50	.640	10	37	47	1.9	86	5	44	268	10.7		

CAA STATISTICS

	GP/GS		MIN/AVG		FG			3-Point			Free Throw			Rebounds				AST	BLK	STL	Scoring	
					FG	FGA	PCT	FG	FGA	PCT	FT	FTA	PCT	OFF	DEF	TOT	AVG				PTS	AVG
2019-20	13/13	441/33.9	59	134	.440	15	49	.306	18	29	.621	5	21	26	2.0	46	2	24	151	11.6		

SHAQUILLE WALTERS

CAREER STATISTICS

			FG			3-Point			Free Throw			Rebounds						Scoring		
	GP/GS	MIN/AVG	FG	FGA	PCT	FG	FGA	PCT	FT	FTA	PCT	OFF	DEF	TOT	AVG	AST	BLK	STL	PTS	AVG
2017-18*	21/0	311/14.8	31	67	.463	7	22	.318	10	18	.556	2	35	37	1.8	15	3	4	79	3.8
2018-19	10/0	123/12.3	3	17	.176	0	4	.000	10	14	.714	1	12	13	1.3	7	1	3	16	1.6
2019-20	24/21	617/25.7	62	141	.440	11	45	.244	28	35	.800	9	93	102	4.3	38	5	15	163	6.8
TOTAL	55/21	1052/19.1	96	225	.427	18	71	.254	48	67	.716	12	140	152	2.8	61	9	22	258	4.7
NU TOTAL	34/21	741/21.8	60	158	.411	11	49	.224	38	49	.776	10	105	115	3.4	46	6	18	179	5.3

\* at Santa Clara

LEAGUE STATISTICS

	GP/GS		MIN/AVG		FG		3-Point			Free Throw			Rebounds				AST	BLK	STL	Scoring	
					FG	FGA	PCT	FG	FGA	PCT	FT	FTA	PCT	OFF	DEF	TOT				AVG	PTS
2017-18*	8/0	112/14.0	7	22	.318	4	10	.400	2	5	.400	1	11	12	1.5	7	3	2	20	2.5	
2018-19	2/0	7/3.5	0	0	.000	0	0	.000	0	0	.000	0	1	1	0.5	0	0	0	0	0.0	
2019-20	12/11	329/27.4	34	73	.466	5	15	.333	12	15	.800	4	54	58	4.8	22	2	8	85	7.1	
TOTAL	21/11	448/20.4	41	95	.432	9	25	.360	14	20	.700	5	66	71	3.2	29	5	10	105	4.8	
CAA	14/11	336/24.0	34	73	.466	5	15	.333	12	15	.800	4	55	59	4.2	22	2	8	85	6.1	