



2019-20 MEN'S BASKETBALL

9 NCAA TOURNAMENT APPEARANCES | 22 PROS IN COEN ERA | 142 CAA WINS SINCE 2006, BEST IN CAA

MBB CONTACT **SCOTT MacDONALD**

S.MACDONALD@NORTHEASTERN.EDU

100th SEASON

(919) 619-4137

Game

25

**NORTHEASTERN (11-13, 5-7 CAA)
UNCW (8-18, 3-10 CAA)**

THURSDAY, FEB. 13 | 7 P.M.
MATTHEWS ARENA (5,066)

GENERAL INFORMATION

Northeastern University.....Founded in 1898
Location.....Boston, Mass.
Enrollment.....18,640 (undergrad)
Nickname.....Huskies
Colors.....Red and Black
Conference.....Colonial Athletic Association (CAA)
Arena (Capacity).....Matthews Arena (5,066)
Year Opened.....1910
President.....Dr. Joseph Aoun (MIT, '81)
Director of Athletics.....Jeff Konya (Princeton, '95)

BASKETBALL HISTORY

First Year / Record.....1919-20 / 1,244-1,134 (.523)
NCAA Tournament.....9 Appearances (3-9 record)
CAA Titles (joined in 2005).....5
Last Regular Season / Tournament Title.....2018 / 2019

SCHEDULE

NOVEMBER	EST (TV)
5 at Boston University	W, 72-67
8 HARVARD	W, 84-79
12 at UMass	L, 80-71
16 OLD DOMINION	L, 76-69
19 at Holy Cross	W, 101-44
25 vs. South Alabama - 1	L, 74-62
26 vs. Drake - 1	L, 59-56
27 vs. Weber State - 1	W, 79-69

DECEMBER	EST (TV)
4 MAINE	W, 78-63
7 DAVIDSON	L, 70-63
17 at Eastern Michigan	L, 60-55
19 at Detroit Mercy	W, 74-61
28 at Towson *	W, 61-45
30 at James Madison *	W, 88-72

JANUARY	EST (TV)
2 ELON *	W, 77-68
4 WILLIAM & MARY *	L, 66-64
9 HOFSTRA *	L, 74-72
16 at College of Charleston *	W, 79-76
18 at UNCW *	L, 76-74 (OT)
23 DREXEL *	W, 85-52
25 DELAWARE *	L, 76-74
30 at William & Mary *	L, 59-58

FEBRUARY	EST (TV)
1 at Elon *	L, 74-69
8 at Hofstra *	L, 75-71
13 UNCW *	7 P.M. (NESN)
15 COLLEGE OF CHARLESTON *	NOON (FLOHOOPS)
20 at Delaware *	7 p.m. (FLOHOOPS)
22 at Drexel *	2 p.m. (FLOHOOPS)
27 JAMES MADISON *	8 P.M. (NESN+)

MARCH	EST (TV)
1 TOWSON *	4 P.M. (CBS SPORTS)
7-10 at CAA tournament - 2	

1 = Gulf Coast Showcase, Estero, Fla. at Hertz Arena
2 = Washington, D.C.; HOME; * = CAA contest

MEDIA INFORMATION

BROADCAST: NESN

TALENT: Adam Giardino (PxP), Alex Vispoli (analyst), Michelle Fenelon (sideline)

BROADCAST: WRBB 104.9 FM | wrbbsports.com

TALENT: Michael Petillo (PxP), Adam Doucette (analyst)

OFFICIALS: John Gaffney, Nathan Farrell, Adam Vandenburg

LIVE STATS: NUHuskies.com/Stats

BE SOCIAL: @GoNUmbasketball

OPENING TIP

• Five of Northeastern's seven CAA losses have come by a total of nine points; The Huskies are 1-6 this season (1-5 CAA) in one-possession games

• The Huskies are 3-9 this season in games decided by 5 points or less, and 12 of their 13 losses have come by single digits; Margin of defeat is 4.1 per game, and in league play it's 2.6 per contest

• The Huskies are 8-0 this season when shooting 50 percent or better and 0-8 when their opponent shoots at least 50 percent

• NU has won 13 of its last 17 games inside Matthews Arena against CAA opponents

• Coach **Bill Coen** is No. 2 all-time in school history with 235 wins and currently has 157 CAA wins, one shy of tying former Drexel Coach Bruiser Flint (158) for second all-time in league history

• Senior **Jordan Roland** reached 1,000 points in his Northeastern career in just 56 games (18.0 ppg) and is No. 4 in the NCAA in scoring average (23.4); He was named to the Oscar Robertson Trophy Watch List and ESPN.com's Top 25 players earlier this season

• Senior **Bolden Brace** became the 39th player in program history to reach 1,000 points

NORTHEASTERN PROBABLE STARTERS (based off last game)

Pos. No.	Name	Ht./Wt.	Yr.	GP/GS	PPG	RPG	Notes
G	02 Tyson Walker	6-0/162	Fr.	24/24	11.0	2.0	32 pts vs. Elon (5th-most by a FR in NU history)
G	12 Jordan Roland	6-1/171	Sr.-R	24/24	23.4	3.6	4th in NCAA in scoring; CAA-best 6 30-pt games
G	20 Bolden Brace	6-6/225	Sr.	24/24	10.2	6.2	NU history; #5 in 3s made (214) & #29 in pts (1,074)
F	14 Max Boursiquot	6-5/211	Jr.-R	22/17	7.8	4.7	Career-high 18 pts vs. Delaware; #3 in CAA w/.542 FG%
F	24 Shaquille Walters	6-6/190	Jr.	23/20	6.7	4.3	Season-best 15 pts vs. William & Mary (1/4)

RESERVES

G	00 Jason Strong	6-8/217	So.-R	24/0	4.0	2.0	Scored 14 pts at Hofstra; Career-high 18 at Holy Cross
G	01 Vito Cubrilo	6-4/194	Fr.	6/0	0.0	0.0	Played on Croatia U18, U16 & U14 National Teams
F	10 Greg Eboigbodin	6-9/225	So.-R	22/6	2.8	4.5	Career-high 13 pts vs. Weber State
G	13 Myles Franklin	6-4/170	Jr.	24/0	3.5	1.0	3-for-3 vs. Delaware, Career-high 2-for-2 from 3
G	21 Guillien Smith	6-1/200	Gr.	20/1	2.7	0.6	46% from 3 this year (11-for-24)
G	22 Quirin Emanga	6-5/215	Fr.	15/0	0.9	1.0	Career-best 5 pts at Holy Cross (11/19)
F	32 Connor Braun	6-9/200	Fr.	0/0	0.0	0.0	No. 38 AZ player in HS per azcentral.com in 2019
F	33 Tomas Murphy	6-8/230	Jr.	4/4	9.3	2.8	Has not played since ODU (11/16) due to ankle injury

ON THE HARDWOOD



VS.



HUSKIES

125
Bill Coen (14th)
235-210 (.528)
Same

NET RANKINGS
COACH
RECORD
AT SCHOOL

SEAHAWKS

309
Rob Burke (1st)
3-4 (.429)
Same

LEADERS (CAA Rank)

PTS Jordan Roland, 23.4 (1st) / Jaylen Sims, 12.8 (15th)
REB Bolden Brace, 6.2 (9th) / Mike Okauru, 5.4 (15th)
AST Tyson Walker, 3.5 (7th) / Mike Okauru, 2.7 (12th)

INSIDE THE SERIES

OVERALL: NU leads 16-13 (.552)
FIRST MEETING: L, 46-44, Wilmington, N.C. (1/28/06)
AT MATTHEWS ARENA: 8-4 (.667)
COEN vs. UNCW: 16-11 (.593)
BURKE vs. NU: 1-0 (1.000)
OT: 3-1 (.750)
STREAK: NU has won 6

LAST 10 MEETINGS (NU leads 6-4)

03/06/16	L	73-70	N	Baltimore, Md.
02/16/17	L	66-65	H	Matthews Arena
02/25/17	L	74-64	A	Trask Coliseum
01/13/18	W	81-77 (OT)	A	Trask Coliseum
02/03/18	W	107-100 (OT)	H	Matthews Arena
03/05/18	W	79-52	N	Charleston Coliseum
01/19/19	W	88-71	H	Matthews Arena
02/14/19	W	81-77	A	Trask Coliseum
03/10/19	W	80-59	N	Charleston Coliseum
01/18/20	L	76-74 (OT)	A	Trask Coliseum

Pronunciation guide

Max Boursiquot	BORE-seh-ko
Vito Cubrilo	vee-toe coo-BREEL-oh
Greg Eboigbodin	ee-BOYG-boh-din
Quirin Emanga	Q-rin ee-MAIN-ga
Myles Franklin	Miles
Tomas Murphy	Thomas
Guillien Smith	Jillian

LAST GAME SUMMARY

HOFSTRA 75, NORTHEASTERN 71

GAME 24 | The Mack | Hempstead, N.Y. | Feb. 8

Jordan Roland scored a game-high 32 points to lead Northeastern as the Huskies dropped another close contest on the road, 75-71, to Hofstra. The Pride outscored the Huskies 24-13 from the free-throw line.

Jason Strong reached double figures for the third time this season, posting 14 points on 6-of-8 shooting. **Shaquille Walters** led the Huskies on the glass with nine rebounds to go with nine points.

The second half would present foul trouble for the Huskies, which led to a 28-8 run for the Pride over 10 minutes and a seven-point lead, 61-54, with 6:31 remaining in the game. The Pride would never relinquish that lead to hold off the Huskies late.

LAST BOX SCORE

VISITORS: Northeastern (11-13, 5-7 CAA)

	POS	MINS	FG	3FG	FT	REBS	PF	A	B	S	TP
14 Max Boursiquot	F	12	1-3	0-0	0-1	6	4	1	0	1	2
24 Shaq Walters	F	36	4-12	1-2	0-0	9	4	4	1	1	9
02 Tyson Walker	G	33	2-6	0-2	0-0	0	5	3	0	1	4
12 Jordan Roland	G	38	12-21	4-10	4-4	5	4	1	0	1	32
20 Bolden Brace	G	37	1-5	0-4	6-6	8	2	3	0	0	8
00 Jason Strong		24	6-8	1-2	1-1	1	3	0	1	1	14
10 Greg Eboigbodin		7	0-1	0-0	0-0	2	2	0	0	0	0
13 Myles Franklin		2	0-0	0-0	0-0	1	0	0	0	0	0
21 Guillen Smith		11	0-1	0-0	2-2	1	1	1	0	0	2
TOTALS		26-57	6-20	13-14	34	25	13	2	5	71	

1st FG%: 14-27 (51.9%)	2nd FG%: 12-30 (40.0%)	FG%: 26-57 (45.6%)
1st 3FG%: 4-9 (44.4%)	2nd 3FG%: 2-11 (18.2%)	3FG%: 6-20 (30.0%)
1st FT%: 8-8 (100%)	2nd FT%: 5-6 (83.3%)	FT%: 13-14 (92.9%)

HOME: Hofstra (18-7, 9-3 CAA)

	POS	MINS	FG	3FG	FT	REBS	PF	A	B	S	TP
32 Isaac Kante	F	24	2-4	0-0	1-1	4	2	0	0	0	5
00 Tareq Coburn	G	25	1-3	1-3	2-2	1	5	0	0	2	5
04 Desure Buie	G	40	6-14	3-8	7-9	2	2	3	1	1	22
05 Eli Pemberton	G	39	4-15	2-6	2-2	3	3	2	0	4	12
20 Jalen Ray	G	40	5-14	1-5	11-14	4	4	3	0	0	22
14 Kevin Schutte		12	1-2	0-0	0-0	8	1	0	0	0	2
15 Stafford Trueheard		20	3-3	0-0	1-1	7	1	2	2	1	7
TOTALS		22-55	7-22	24-29	32	18	10	3	8	75	

1st FG%: 11-35 (31.4%)	2nd FG%: 11-20 (55%)	FG%: 22-55 (40%)
1st 3FG%: 3-12 (25%)	2nd 3FG%: 4-10 (40%)	3FG%: 7-22 (31.8%)
1st FT%: 5-7 (71.4%)	2nd FT%: 19-22 (86.4%)	FT%: 24-29 (82.8%)


Officials: Mike Palau, Anthony Franklin, Anthony Burris
Technical Fouls: Northeastern-None. Hofstra-None.
Attendance: 3,835

Score by Periods	1st	2nd	Total
Northeastern	40	31	71
Hofstra	30	45	75

LAST 5 GAMES | STATS

Northeastern (1-4)

	GP/GS	MIN	FG	FG%	3FG	3FG%	A	TP	AVG
12 Jordan Roland	5/5	36.0	42-91	.462	15-41	.366	7	122	24.4
14 Max Boursiquot	5/5	24.2	22-39	.564	0-5	.000	6	50	10.0
20 Bolden Brace	5/5	31.0	13-29	.448	6-18	.333	9	43	8.6
02 Tyson Walker	5/5	32.4	16-46	.348	3-13	.231	18	39	7.8
24 Shaq Walters	4/3	27.8	11-24	.458	1-2	.500	8	28	7.0
00 Jason Strong	5/0	15.2	12-21	.571	1-4	.250	3	30	6.0
21 Guillen Smith	5/1	15.4	7-11	.636	3-4	.750	4	23	4.6
13 Myles Franklin	5/0	10.2	6-6	1.000	2-2	1.000	2	14	2.8
10 Greg Eboigbodin	5/1	9.6	2-8	.250	-	-	4	8	1.6
22 Quirin Emanga	3/0	5.0	0-2	.000	0-1	.000	1	0	0.0
01 Vito Cubrilo	1/0	4.0	0-0	.000	0-0	.000	0	0	0.0



00 | F JASON STRONG **6-8, 217 | SO.-R | COCONUT CREEK, FLA.**
CAREER: 63 GP / 3 GS | 3.1 PPG, 1.5 RPG, 0.3 APG **MAJOR:** BUSINESS ADMINISTRATION
SEASON: 24 GP / 0 GS | 4.0 PPG, 2.0 RPG, 0.6 APG **HIGHS:** 18 pts, 9 rebs, 3 asts

Made all 3 shots vs. Delaware (1/25) ... Went 4-for-4 from the FT line vs. Drexel (1/23) ... Grabbed a career-best 9 rebs at Detroit Mercy (12/19) to go with 10 pts ... Set a new career-high with 18 pts at Holy Cross (11/19) ... Shooting 42% from 3 this season

1 | G VITO CUBRILLO **6-4, 194 | FR. | ZAGREB, CROATIA**
CAREER: First Season **MAJOR:** UNDECIDED
SEASON: 6 GP / 0 GS | 0.0 PPG, 0.0 RPG, 0.2 APG **HIGHS:** 0 pts, 0 rebs, 1 asts, 0 3-ptrs

Played in 6 games this season ... Born and raised in Croatia ... Member of the U14, U16 and U18 Croatian National Teams ... Helped his squad to U14 and U16 national titles

2 | G TYSON WALKER **6-0, 162 | FR. | WESTBURY, N.Y.**
CAREER: First Season **MAJOR:** GENERAL STUDIES
SEASON: 24 GP / 24 GS | 11.0 PPG, 1.9 RPG, 3.5 APG **HIGHS:** 32 pts, 5 rebs, 6 asts, 4 3-ptrs

Four-time CAA Rookie of the Week (11/11, 11/25, 12/31, 1/6) ... Career-high 32 pts vs. Elon (1/2), making 4-of-7 from long range ... First 20-pt game vs. South Alabama (11/25) ... Reached double-figures in 8 of 12 CAA games this season ... No. 3 in the CAA in steals (43) and assist/turnover (1.7)

10 | F GREG EBOIGBODIN **6-9, 225 | SO.-R | BENIN CITY, NIGERIA**
CAREER: 52 GP / 8 GS | 2.4 PPG, 3.3 RPG, 0.2 BPG **MAJOR:** COMMUNICATION STUDIES
SEASON: 22 GP / 6 GS | 2.8 PPG, 4.5 RPG, 0.7 APG **HIGHS:** 13 pts, 9 rebs, 3 asts, 3 blks

Grabbed 11 boards in first two CAA games at Towson (12/28) and JMU (12/30) ... Scored a career-high 13 pts vs. Weber State (11/27) ... Grabbed a career-best 9 rebs vs. South Alabama (11/25) ... Made his first 19 FTs of the season, now 19-for-21 ... Transfer from Illinois before last season and sat out

12 | G JORDAN ROLAND **6-1, 171 | SR. | SYRACUSE, N.Y.**
CAREER: 128 GP / 59 GS | 10.4 PPG, 2.0 RPG, 1.2 APG **MAJOR:** CORP./ORG. COMMUNICATIONS
SEASON: 24 GP / 24 GS | 23.4 PPG, 3.6 RPG, 1.7 APG **HIGHS:** 42 pts, 7 rebs, 8 3-ptrs

Surpassed 1,000 pts at NU in 56 games ... Set school record with 42 pts vs. Harvard (11/8) ... Scored 39 pts in opener at BU (11/5) ... Trask Coliseum record 38 pts at UNCW (1/18) ... Leads CAA w/6 30-pt games ... 1,335 career points and 1,059 at NU

13 | G MYLES FRANKLIN **6-4, 170 | JR. | BREA, CALIF.**
CAREER: 68 GP / 1 GS | 2.2 PPG, 0.8 RPG, 0.8 APG **MAJOR:** PSYCHOLOGY
SEASON: 24 GP / 0 GS | 3.5 PPG, 1.0 RPG, 1.1 APG **HIGHS:** 10 pts, 6 rebs, 5 asts, 2 stls

Combined 6-for-6 from the floor vs. Drexel and Delaware ... Grabbed a career-high 6 boards at EMU (12/17) ... Career-high 10 pts and 5 steals at Holy Cross (11/19) ... Career-best 6-for-8 from the FT line vs. Drake (11/26)

14 | F MAXIME BOURSQUOT **6-5, 211 | JR.-R | OTTAWA, ONTARIO**
CAREER: 86 GP / 51 GS | 6.3 PPG, 4.2 RPG, 1.1 APG **MAJOR:** BIOLOGY
SEASON: 22 GP / 17 GS | 7.8 PPG, 4.7 RPG, 1.0 APG **HIGHS:** 18 pts, 13 rebs, 5 asts

Career-high 18 pts vs. Delaware (1/25) on 7-of-11 shooting ... Consecutive double-doubles (10 pts, 10 rebs) at Detroit (12/19) and EMU (12/17) ... No. 3 in CAA with .542 FG percentage ... Has a personal-best 9 double-figure scoring games this season

20 | G BOLDEN BRACE **6-6, 225 | SR. | SANTA BARBARA, CALIF.**
CAREER: 122 GP / 73 GS | 8.8 PPG, 5.0 RPG, 2.2 APG **MAJOR:** PROJECT MANAGEMENT
SEASON: 24 GP / 24 GS | 10.2 PPG, 6.2 RPG, 2.2 APG **HIGHS:** 40 pts, 14 rebs, 9 asts, 10 3-ptrs

No. 5 in program history w/214 3-pointers ... Near triple-double at JMU (12/30) w/16 pts, 8 rebs, 8 asts ... Back-to-Back double-doubles vs. Hofstra (18 pts, 10 rebs) and at Charleston (19 pts, 11 rebs) ... No. 29 on NU all-time scoring list with 1,074 pts (39th player to reach 1,000)

21 | G GUILLEN SMITH **6-1, 200 | SR.-G | BOSTON, MASS.**
CAREER: 95 GP / 45 GS | 6.5 PPG, 1.9 RPG, 1.0 APG **MAJOR:** INTERNATIONAL BUSINESS
SEASON: 20 GP / 1 GS | 2.7 PPG, 0.6 RPG, 0.5 APG **HIGHS:** 29 pts, 6 rebs, 5 asts

Season-high 10 pts at Elon (2/1) ... Made 2-of-2 from 3 at Detroit (12/19) ... Went 2-for-4 from long range at EMU (12/17) ... Shooting 46% from 3 this season ... Graduate Transfer from Dartmouth where he made 44 starts in 75 games

22 | F QUIRIN EMANGA **6-5, 215 | FR. | NECKAR, GERMANY**
CAREER: First Season **MAJOR:** GENERAL STUDIES
SEASON: 15 GP / 0 GS | 0.9 PPG, 1.0 RPG, 0.1 APG **HIGHS:** 5 pts, 5 rebs, 1 asts, 1 3-pt

2-for-6 from the floor in CAA play, and 1-for-3 from 3 ... Blocked a career-best 2 shots vs. Elon (1/2) ... Posted season-high 5 pts and 5 rebs at Holy Cross (11/19) ... Won German National Championship in 2015 & 3x3 National Title in 2018.

24 | F SHAQUILLE WALTERS **6-6, 190 | JR. | LONDON, ENGLAND**
CAREER: 54 GP / 20 GS | 4.6 PPG, 2.8 RPG, 1.1 APG **MAJOR:** COMMUNICATIONS
SEASON: 23 GP / 20 GS | 6.7 PPG, 4.3 RPG, 1.6 APG **HIGHS:** 20 pts, 12 rebs, 6 asts, 3 stls

Handed out career-best 6 assists vs. Hofstra (1/9) ... Scored 12 pts in the 2nd half vs. William & Mary (1/4) and finished with season-best 15 ... Had a career night at JMU (12/30), tallying double-double with 12 pts, 12 rebs, 4 asts and 3 stls

32 | F CONNOR BRAUN **6-9, 200 | FR. | TEMPE, ARIZ.**
CAREER: First Season **MAJOR:** BUSINESS ADMINISTRATION
SEASON: 0 GP / 0 GS | 0.0 PPG, 0.0 RPG, 0.0 APG **HIGHS:** 0 pts, 0 rebs, 0 asts, 0 3-ptrs

Named All-Region first team after averaging 14.0 points, 10.0 rebounds and 1.0 block per game as a senior in high school ... Led team to a state title in Arizona

33 | F TOMAS MURPHY **6-8, 230 | JR. | WAKEFIELD, R.I.**
CAREER: 68 GP / 12 GS | 7.4 PPG, 2.9 RPG, 0.9 APG **MAJOR:** PSYCHOLOGY
SEASON: 4 GP / 4 GS | 9.3 PPG, 2.8 RPG, 1.5 APG **HIGHS:** 21 pts, 12 rebs, 7 assts

Has not played since ODU (11/16) due to ankle injury ... Made a career-best 9 field goals and scored 18 pts at UMass (11/12) ... Played for Finnish National Team in the U20 European Championships in the summer of 2016

HUSKIES BY THE NUMBERS ...

1

The Huskies have held the best RPI ranking of any New England school over the last two years (2017-19).

2

Head Coach **Bill Coen** ranks 2nd all-time in program history with 235 wins. Jim Calhoun (1972-86) holds the record with 250 career wins.

2

CAA wins needed by **Bill Coen** to move ahead of Bruiser Flint for second all-time in CAA history for wins (postseason+regular season).

9

The Huskies made their 9th NCAA tournament appearance in 2019 after winning the CAA tournament.

40

Number of 1,000 point scorers in program history.

42

Jordan Roland's 42 points set a new single-game school record in a win over Harvard in the home opener at Matthews Arena.

83

Conference wins over the last 7-plus years, most by any CAA school.

99

Jordan Roland set a new all-time single-season school record in 3-pointers made last season.

100

Men's Basketball seasons at Northeastern University.

210

Consecutive games that Northeastern has connected on a 3-pointer, dating back to the 2013-14 season.

1,000

Jordan Roland and **Bolden Brace** have both reached the milestone this season.

1,244

All-time wins in Northeastern men's basketball history. This marks the 100th season for the Huskies.

A WIN ON THURSDAY NIGHT WOULD ...

- Snap a four-game losing streak
- Improve the Huskies to 28-9 (.757) over the last 37 games at home
- Push NU to 18-6 (.750) over the last three seasons at Matthews
- Give head coach **Bill Coen** 158 CAA wins, tying him for second all-time with former Drexel Coach Bruiser Flint

A LOSS ON THURSDAY NIGHT WOULD ...

- Be the fifth straight loss in league play
- Hand NU its longest losing streak in CAA play since dropping six straight, Jan. 21-Feb. 6, 2016
- Give the Seahawks their first season sweep since the 2017 season
- Drop Northeastern to 4-6 inside Matthews Arena this year

HOME SWEET HOME

- The Huskies are an impressive 27-9 (.750) inside Matthews Arena over their last 36 games at home
- In CAA play, Northeastern is 17-6 (.739) over the last three seasons at Matthews Arena, and have won 13 of its last 17 league games at home

KEEP ROLAND!

- Redshirt senior **Jordan Roland** is one of the top scorers in the country and leads the CAA with 23.4 points per game (#4 in NCAA)
- He led the country in scoring over the first month of the season, and has remained inside the top 15 all season long
- **Roland** has scored 20 or more points in 14 of 24 games this year and leads the CAA with six 30-point games
- He has a team-best 55 career double-digit scoring games
- Roland had a string of 28 straight games with at least one 3-pointer made snapped at Towson (12/28/19), finishing 0-for-5 (He made a shot with his foot on the line in the first half)

NCAA Scoring Leaders

Rk.	Name	PPG	FG%
1.	Markus Howard, Marquette	27.4	.413
2.	Jhivvan Jackson, UTSA	27.0	.426
3.	Jermaine Morrow, Hampton	24.1	.415
4.	Jordan Roland, Northeastern	23.4	.492
5.	Luke Garza, Iowa	23.1	.553

HUSKIES LEAD THE COUNTRY IN FREE THROW PERCENTAGE

- The Huskies continue to shoot their way up the NCAA leaderboard as one of the top offensive teams in the country

NCAA Rankings (through Feb. 5)	Leader
1. .810 Free Throw Percentage	-
10. .389 Three-Point FG Percentage	BYU (.426)
22. .474 Field Goal Percentage	Dayton (.524)
56. 207 3-pointers made	North Florida (307)



CAA STANDINGS

THROUGH FEB. 12, 2020

	CONFERENCE			OVERALL			
	W-L	PCT	Last 5	W-L	PCT	Last 10	STRK
1. Hofstra	9-3	.750	4-1	18-7	.720	8-2	W4
2. Charleston	9-4	.692	3-2	15-10	.600	6-4	L1
3. Delaware	8-4	.667	5-0	18-7	.720	7-3	W6
4. Towson	8-5	.615	3-2	14-11	.560	8-2	W1
William & Mary	8-5	.615	1-4	16-10	.615	5-5	L3
6. Drexel	6-6	.500	1-4	13-12	.520	5-5	L1
7. Northeastern	5-7	.417	1-4	11-13	.458	3-7	L4
8. Elon	5-8	.385	4-1	9-17	.346	5-5	W3
9. UNCW	3-10	.231	2-3	8-18	.308	3-7	W1
10. James Madison	2-11	.154	1-4	9-15	.375	1-9	L2

NORTHEASTERN'S RECORD WHEN ...

home	4-5
away	6-6
neutral	1-2
overtime	0-1
games decided by 3 pts or less	1-7
games decided by 4-5 pts	2-2
games decided by 6-10 pts	2-3
games decided by 11-19 pts	4-1
games decided by 20+ pts	2-0
vs. Top 25	0-0
vs. Top 10	0-0
vs. Mid-Major Top 25	1-3
vs. Power 5 opponents	0-0
scoring first	6-4
leading at the half	9-4
tied at the half	0-0
trailing at the half	2-7
leading with 10 mins remaining	10-3
tied with 10 mins remaining	0-1
trailing with 10 mins remaining	1-9
leading with 5 mins remaining	9-4
tied with 5 mins remaining	0-1
trailing with 5 mins remaining	1-8
NU shoots 50% or better	8-0
NU shoots less than 50%	3-13
NU shoots better than opponent	11-4
NU shoots the same as opponent	0-0
NU shoots worse than opponent	0-9
Opponent shoots 50% or better	0-8
Opponent shoots less than 50%	11-5
NU outrebounds opponent	8-4
Opponent outrebounds NU	3-8
NU equals opponent in rebs	0-1
NU shoots 80% or better from FT line	7-9
NU has more FT attempts	5-5
Opponent has more FT attempts	6-7
NU equals opponent in FT attempts	0-0
NU shoots 40% or better from 3	7-2
NU has less turnovers than opponent	6-4
NU has more turnovers than opponent	4-6
NU equals opponent in turnovers	1-3
NU scores 100+ pts	1-0
NU scores 90-99 pts	0-0
NU scores 80-89 pts	3-0
NU scores 70-79 pts	6-5
NU scores 60-69 pts	1-5
NU scores 50-59	0-3
NU scores less than 50 pts	1-0
Opponent scores 100+ pts	0-0
Opponent scores 90-99 pts	0-0
Opponent scores 80-89 pts	0-1
Opponent scores 70-79 pts	3-8
Opponent scores 60-69 pts	5-2
Opponent scores 50-59	1-2
Opponent scores less than 50 pts	2-0
On Monday	1-1
On Tuesday	2-3
On Wednesday	2-0
On Thursday	4-2
On Friday	1-0
On Saturday	1-7
On Sunday	0-0
In November	4-4
In December	4-2
In January	3-5
In February	0-2
In March	0-0
On National TV (ESPN, ESPN2, CBS Sports)	0-1
On NESN or NESN+	4-4
On FLOHOOPS	6-9
Miscellaneous	
Current Streak	Lost 4
Home court streak	Lost 1
Neutral court streak	Won 1
Road Streak	Lost 4
All-Time Record 100th Season	1,244-1,135 (.523)

A PAIR OF 1,000-POINT SCORERS

- **Bolden Brace** and **Jordan Roland** each surpassed 1,000 points this year for the Huskies
- **Brace** became the 39th player in program history to reach 1,000 points with 18 points vs. Hofstra (1/9) and currently ranks No. 29 on the all-time scoring list with 1,074 points
- **Roland** reached the 1,000 point total for his career with 28 points in the win over Maine (12/4) and surpassed the total at Northeastern in 56 games with 18 at William & Mary (1/30)
- **Roland** currently has 1,335 in his career and 1,059 at Northeastern (33rd in school history)

OUT-OF-WHACK STAT

- The Huskies entered the game at William & Mary (1/30) as the No. 2 free-throw shooting team in the country at just over 80 percent
- In the 1-point loss, NU shot a season-low 50 percent (7-for-14)
- The Huskies followed that game up with a 19-for-19 performance at Elon (2/1) and are the No. 1 free-throw shooting team in the country now at .802
- Northeastern shot 80 percent or higher at the charity stripe in 16 of 24 games this season, and at least 73 percent in all but three games, two of which were losses at UNCW (1/18) in overtime (76-74) and William & Mary (1/30) by one, 59-58

BEST ROAD TEAMS IN THE CAA

- Hofstra and Northeastern have been the top two road teams in the CAA over the last three years and these are the only four teams with winning records during that span

Rk.	Team	Overall	'17-18	'18-19	'19-20
1.	Hofstra	19-6 (.760)	6-3	7-2	6-1
2.	Northeastern	16-9 (.640)	7-2	6-3	3-4
3.	Charleston	15-9 (.625)	5-4	5-4	5-1
4.	William & Mary	13-11 (.542)	5-4	4-5	4-2

COEN CLIMBING NORTHEASTERN AND CAA RECORD BOOKS

- Fourteenth-year head coach **Bill Coen** is currently No. 2 all-time in Northeastern history with 235 wins, and No. 3 all-time in the CAA with 157 wins in league and postseason play

Winningest Northeastern Coaches

1.	Jim Calhoun, 14 seasons	1972-86	250
2.	Bill Coen, 14th season	2007-Present	235
3.	Dick Dukeshire, 13 seasons	1958-71	204

Date	Opponent	NU starting lineup (Pos. 1-5)	Lineup Record	Pts	% of Offense	W/L
N5	Boston U.	Walker, Roland, Brace, Boursiquot, Murphy	1-0	70	97%	W
N8	HARVARD	Walker, Roland, Brace, Walters, Murphy	1-0	72	86%	W
N12	UMass	Walker, Roland, Brace, Walters, Murphy	1-1	63	89%	L
N16	OLD DOMINION	Walker, Roland, Brace, Boursiquot, Murphy	1-1	60	87%	L
N19	Holy Cross	Walker, Roland, Brace, Walters, Eboigbodin	1-0	57	56%	W
N25	vs. South Alabama	Walker, Roland, Brace, Walters, Eboigbodin	1-1	47	76%	L
N26	vs. Drake	Walker, Roland, Brace, Walters, Eboigbodin	1-2	37	66%	L
N27	vs. Weber State	Walker, Roland, Brace, Walters, Eboigbodin	2-2	71	90%	W
D4	MAINE	Walker, Roland, Brace, Walters, Eboigbodin	3-2	63	81%	W
D7	DAVIDSON	Walker, Roland, Brace, Boursiquot, Walters	0-1	60	95%	L
17	Eastern Michigan	Walker, Roland, Brace, Boursiquot, Walters	0-2	43	78%	L
19	Detroit Mercy	Walker, Roland, Brace, Boursiquot, Walters	1-2	52	70%	W
28	Towson*	Walker, Roland, Brace, Boursiquot, Walters	2-2	54	89%	W
30	James Madison*	Walker, Roland, Brace, Boursiquot, Walters	3-2	78	89%	W
J2	ELON*	Walker, Roland, Brace, Boursiquot, Walters	4-2	72	94%	W
J4	WILLIAM & MARY*	Walker, Roland, Brace, Boursiquot, Walters	4-3	60	94%	L
J9	HOFSTRA*	Walker, Roland, Brace, Boursiquot, Walters	4-4	64	89%	L
J16	Charleston*	Walker, Roland, Brace, Boursiquot, Walters	5-4	65	82%	W
J18	at UNCW*	Walker, Roland, Brace, Boursiquot, Walters	5-5	68	92%	L
J23	DREXEL*	Walker, Roland, Brace, Boursiquot, Walters	6-5	59	69%	W
J25	DELAWARE*	Walker, Roland, Brace, Smith, Boursiquot	0-1	58	78%	L
J30	William & Mary*	Walker, Roland, Brace, Boursiquot, Eboigbodin	0-1	46	79%	L
F1	Elon*	Walker, Roland, Brace, Boursiquot, Walters	6-6	57	83%	L
F8	Hofstra*	Walker, Roland, Brace, Boursiquot, Walters	6-7	55	77%	L
F13	UNCW*					
F15	CHARLESTON*					
F20	Delaware*					
F22	Drexel*					
F27	JAMES MADISON*					
M1	TOWSON*					

NORTHEASTERN'S RECORD WHEN ...

Leading Scorer

Tyson Walker	2-1	.667
Jordan Roland	8-10	.444
Bolden Brace	1-2	.333
Shaquille Walters	0-1	.000

Leading Rebounder

Jordan Roland	2-1	.667
Bolden Brace	3-2	.600
Shaquille Walters	2-3	.400
Greg Eboigbodin	2-3	.400
Maxime Boursiquot	2-5	.286

Double-Figure Points

Jason Strong	2-1	.667
Bolden Brace	7-4	.636
Jordan Roland	10-11	.476
Tyson Walker	7-7	.500
Maxime Boursiquot	4-5	.444
Greg Eboigbodin	1-1	.500
Shaquille Walters	1-3	.250
Tomas Murphy	0-1	.000
Guilien Smith	0-1	.000

Double-Figure Rebounds

Shaquille Walters	1-0	1.000
Max Boursiquot	1-1	.500
Bolden Brace	0-2	.000

Double-Figure Assists

Double-Doubles

Shaquille Walters	1-0	1.000
Max Boursiquot	1-1	.500
Bolden Brace	1-2	.333

** In event of a tie for high-scorer-rebounder, both players are credited

NORTHEASTERN'S INDIVIDUAL LEADERS

Consecutive Double-Figure Points

Jordan Roland	8
---------------	---

Double-Figure Games

	Career	'19-20
Jordan Roland	55	21
Bolden Brace	48	11
Maxime Boursiquot	22	9
Tomas Murphy	21	1
Guilien Smith	20	1
Tyson Walker	14	14
Jason Strong	6	3
Shaquille Walters	5	4
Greg Eboigbodin	3	2
Myles Franklin	1	1

20 or more points

	Career	'19-20
Jordan Roland	22	13
Bolden Brace	6	2
Tomas Murphy	3	-
Tyson Walker	2	2

30 or more points

	Career	'19-20
Jordan Roland	7	6
Bolden Brace	1	-
Tyson Walker	1	1

40 or more points

	Career	'19-20
Bolden Brace	1	-
Jordan Roland	1	1

Double-Figure Rebounds

	Career	'19-20
Bolden Brace	13	3
Maxime Boursiquot	4	2
Tomas Murphy	2	-
Shaquille Walters	1	1

Winningest CAA Coaches (Season/Tourney)

1.	Jim Larranaga, George Mason	1998-11	183
2.	Bruiser Flint, Drexel	2002-16	158
3.	Bill Coen, Northeastern	2007-Present	157
4.	Blaine Taylor, Old Dominion	2002-13	148
5.	Tony Shaver, William & Mary	2004-Present	138
6.	Dick Tarrant, Richmond	1982-93	106
7.	Tom Pecora, Hofstra	2002-10	98
	Charles "Lefty" Driesell, JMU	1988-97	98
9.	Jerry Wainwright, UNCW	1995-2002	97
10.	Monte' Ross, Delaware	2007-16	86

WALKER OFF AND RUNNING

- Freshman point guard **Tyson Walker** has earned a league-best CAA Rookie of the Week honors four times (Nov. 11, Nov. 25, Dec. 31, Jan. 6)
- A native of Westbury, N.Y., **Walker** is No. 3 in the CAA in steals per game (1.8) and seventh in assists per game (3.5)
- He has reached double-figures in 8 of 12 league games
- Walker leads all freshman in the league in scoring (11.0), assists (85), steals (43) and assist/turnover ratio (1.7)

20 POINTS OR LESS

- On two occasions, the Huskies have held their opponents to less than 20 points in the first half this season
- In the league opener at Towson (12/28), Northeastern held the Tigers to 17 points on 8-of-26 shooting (31%) and 1-of-8 (13%) from 3
- On Thursday night, Northeastern limited Drexel to 24 percent shooting (5-for-21) in the opening 20 minutes, building a 32-point lead at the half, 49-17

LARGEST MARGIN OF VICTORIES FOR THE HUSKIES IN CAA PLAY

- The Huskies defeated Drexel by 33 points, which was the third-best margin of victory since joining the CAA in 2005

Rk.	Margin of Victory	Date	Score	Place
1.	36 pts vs. Delaware	1/5/17	90-54	Matthews Arena
2.	34 pts vs. Drexel	1/9/08	79-45	Matthews Arena
3.	33 pts vs. Drexel	1/23/20	85-52	Matthews Arena
4.	32 pts vs. Delaware	1/7/16	88-56	Matthews Arena
5.	27 pts vs. UNCW	3/5/18	79-52	Charleston Coliseum
6.	26 pts vs. Georgia State	1/5/06	89-63	Matthews Arena
7.	25 pts vs. George Mason	1/7/10	71-46	Matthews Arena
	25 pts vs. Towson	1/20/10	73-48	Towson Center Arena
9.	24 pts vs. Delaware	3/4/18	74-50	Charleston Coliseum
	24 pts vs. Drexel	3/2/19	90-66	DAC

TOP FRESHMAN PERFORMANCES IN PROGRAM HISTORY

- **Tyson Walker** put on one of the best performances in any single game in Northeastern history with his 32-point performance against Elon (1/2/20)

Top Freshman Performances over the last 100 years

1.	40 by Bolden Brace vs. Elon	2/23/17	Matthews Arena
2.	39 by Malcom Henry vs. AIC	2/2/45	Boston YMCA
3.	38 by J.J. Barea vs. Maine	3/9/03	Walter Brown Arena
	38 by Reggie Lewis vs. Canisius	2/5/85	Matthews Arena
5.	32 by Tyson Walker vs. Elon	1/2/20	Matthews Arena

ESPN.COM NAMES ROLAND NO. 25 ON TOP PLAYERS IN THE COUNTRY

- On Dec. 12th, ESPN.com released its top 25 players in the country through the first month of the season, and senior **Jordan Roland** checked in at No. 25
- Roland is 1 of 3 mid-major players on the list, joining Dayton's Obi Toppin and Butler's Kamar Baldwin

HOLDING OPPONENTS UNDER 50 POINTS UNDER BILL COEN

- The Huskies held Towson to 17 first-half points and 1-of-11 (9.1%) from behind the arc to open CAA play (12/28/19)
- This was the fifth time Northeastern has held Towson under 50 points in the series as the Tigers finished with 45
- The Huskies have held two opponents under 50 this season, Holy Cross (11/19) scored 44 points and Towson (12/28)
- In the **Bill Coen** era, the Huskies have held opponents under 50 points on 28 occasions

CollegInsider.com Top 25 Mid-Major Poll

1.	Gonzaga (31)	23-1	775	1	West Coast
2.	Northern Iowa	21-3	726	3	Missouri Valley
3.	East Tennessee St.	21-4	670	5	Southern
4.	Yale	17-5	648	2	Ivy League
5.	Saint Mary's	20-6	634	4	West Coast
6.	Liberty	23-3	628	6	ASUN
7.	Furman	20-5	585	7	Southern
8.	BYU	19-7	572	10	West Coast
9.	Stephen F. Austin	21-3	541	8	Southland
10.	UNC Greensboro	19-6	517	9	Southern
11.	New Mexico State	17-6	434	14	Western Athletic
12.	Wright State	19-5	377	10	Horizon
13.	Vermont	19-6	351	18	America East
14.	Little Rock	18-7	327	19	Sun Belt
15.	Akron	17-6	291	16	Mid-American
16.	Murray State	18-6	275	13	Ohio Valley
17.	Bowling Green	18-6	269	15	Mid-American
18.	Winthrop	18-7	213	21	Big South
19.	Colgate	19-6	193	20	Patriot
20.	Belmont	18-7	130	NR	Ohio Valley
21.	Hofstra	18-7	126	24	CAA
22.	Austin Peay	16-9	124	17	Ohio Valley
23.	Pacific	19-8	104	NR	West Coast
24.	Harvard	14-7	102	23	Ivy League
25.	Northern Illinois	15-9	56	NR	Mid-American

OTHERS RECEIVING VOTES: Kent State 51, San Francisco 45, South Dakota State 38, Northern Colorado 28, Northern Kentucky 27, Santa Clara 23, Southern Illinois 22, Texas State 21, Loyola 19, Indiana State 15, Georgia State 13, Bradley 11, North Dakota State 9, Montana 8, Delaware 6, William & Mary 5, Charleston 4, Eastern Washington 4, Ball State 3, North Florida 3, Boston University 2, UC Irvine 2, Merrimack 1, Nicholls 1, Robert Morris 1, Stony Brook 1.

NCAA Career Active Leaders

Points

1.	Markus Howard, Marquette	Sr.	G	121 GP	2,558
109.	Jordan Roland, Northeastern	Sr.	G	127 GP	1,335
250.	Bolden Brace, Northeastern	Sr.	G	121 GP	1,074

Free Throw Percentage (Min. 110 free throws made)

1.	Ryan McMahon, Louisville	Sr.	G	115 GP	125-137	.912
19.	Jordan Roland, Northeastern	Sr.	G	128 GP	196-225	.871

Rebounds

1.	Nico Carvacho, Colorado St.	Sr.	C	125 GP	1,221
91.	Bolden Brace, Northeastern	Sr.	G	122 GP	613

3-pointers Made

1.	Markus Howard, Marquette	Sr.	G	121 GP	402
50.	Jordan Roland, Northeastern	Sr.	G	128 GP	221
60.	Bolden Brace, Northeastern	Sr.	G	122 GP	214

Rk.	Points	Date	1st-2nd	Place
1.	40 by Drexel	02/02/08	15-25	Philadelphia, Pa.
2.	41 by New Hampshire	12/18/06	15-26	Boston, Mass.
3.	42 by Old Dominion	01/24/09	24-18	Norfolk, Va.
	42 by William & Mary	02/09/08	15-27	Boston, Mass.
	42 by Indiana	12/22/08	18-24	Bloomington, Ind.
6.	44 by Holy Cross	11/19/19	23-21	Worcester, Mass.
	44 by Towson	02/11/16	22-22	Towson, Md.
	44 by Navy	11/22/14	23-21	Uncasville, Conn.
	44 by Charleston	02/15/14	18-26	Charleston, S.C.
	44 by William & Mary	01/03/09	22-22	Boston, Mass.
11.	45 by Towson	12/28/19	17-28	Towson, Md.
	45 by Drexel	01/09/08	19-26	Philadelphia, Pa.
13.	46 by George Mason	01/07/10	22-24	Boston, Mass.
	46 by Drexel	02/25/09	25-21	Philadelphia, Pa.
15.	47 by William & Mary	03/07/10	31-16	Richmond, Va.
	47 by Delaware	01/15/09	25-22	Newark, Del.
17.	48 by Fairfield	11/29/14	16-32	Boston, Mass.
	48 by Towson	01/02/12	23-25	Towson, Md.
	48 by George Mason	02/27/10	20-28	Fairfax, Va.
	48 by Towson	01/20/10	24-24	Towson, Md.
21.	49 by Wentworth	11/12/17	21-28	Boston, Mass.
	49 by Towson	01/10/15	26-23	Towson, Md.
	49 by James Madison	01/29/14	24-25	Boston, Mass.
	49 by William & Mary	03/02/12	22-27	Richmond, Va.
	49 by Old Dominion	01/05/11	26-23	Norfolk, Va.
	49 by Drexel	12/05/09	25-24	Philadelphia, Pa.
	49 by Holy Cross	11/22/08	25-24	Boston, Mass.
	49 by Delaware	01/30/08	23-26	Newark, Del.

DOUBLE-TROUBLE

- Junior **Shaquille Walters** earned his first-ever double-double at JMU (12/30) last Monday night, finishing with 12 points and a career-high 12 rebounds
- Junior **Max Boursiquot** recorded his second and third double-doubles during the Detroit two-game swing at Eastern Michigan (12/17) and Detroit Mercy (12/19)
- Boursiquot tallied 10 points and 10 rebounds against the Eagles and the Titans
- Senior **Bolden Brace** leads the team with 12 career double-doubles, including consecutive ones vs. Hofstra (1/9) and at Charleston (1/16)

Current players with double-doubles

Bolden Brace vs. Maine (11/20/16)	10 pts, 10 rebs
Bolden Brace at Hofstra (1/25/18)	14 pts, 10 rebs
Bolden Brace vs. Towson (2/22/18)	10 pts, 11 rebs
Bolden Brace vs. Delaware (12/30/18)	18 pts, 10 rebs
Bolden Brace vs. Charleston (1/17/19)	14 pts, 10 rebs
Bolden Brace vs. Hofstra (2/2/19)	11 pts, 10 rebs
Bolden Brace vs. Elon (2/9/19)	20 pts, 14 rebs
Bolden Brace at Charleston (2/16/19)	13 pts, 11 rebs
Bolden Brace vs. Hofstra (3/12/19)	10 pts, 10 rebs
Bolden Brace at UMass (11/12/19)	20 pts, 12 rebs
Bolden Brace vs. Hofstra (1/9/20)	18 pts, 10 rebs
Bolden Brace at Charleston (1/16/20)	19 pts, 11 rebs
Max Boursiquot vs. Drexel (1/12/17)	17 pts, 11 rebs
Max Boursiquot at Eastern Michigan (12/17/19)	10 pts, 10 rebs
Max Boursiquot at Detroit (12/19/19)	10 pts, 10 rebs
Shaquille Walters at JMU (12/30/19)	12 pts, 12 rebs

Bolden Brace (12 career, 3 in 2019-20)

Max Boursiquot (3 career, 2 in 2019-20)

Shaquille Walters (1 in 2019-20)

HUSKIES CLIMBING THE RECORD BOOK

- Seniors **Bolden Brace** and **Jordan Roland** continue to etch their names in the Northeastern record book
- **Brace** became the 39th player to reach 1,000 points in his career, while **Roland** is the 40th player to do so

3-POINTERS MADE

1.	255	J.J. Barea (109 games)	2002-06
2.	250	David Walker (133 games)	2012-16
3.	243	Joel Smith (120 games)	2009-13



2019-20 TEAM LEADERS

	Leader	Northeastern
Scoring:	Hofstra, 76.6	4th, 72.3
Defense:	Towson, 67.2	2nd, 67.3
FT%:	Northeastern, .810	
FG%:	Delaware, .480	2nd, .474
FG% Defense:	Towson .408	10th, .458
3PT FG%:	Northeastern, .389	
3PT FG% Defense:	Drexel, .304	3rd, .316
REB Offense:	James Madison, 39.2	10th, 31.0
REB Defense:	Northeastern, 30.2	
REB Margin:	William & Mary, +4.6	4th, +0.9
Blocked Shots:	William & Mary, 3.7	10th, 1.8
Assists:	Drexel, 14.4	3rd, 13.1
Steals:	Northeastern, 8.0	
T/O Margin:	Hofstra, +2.48	3rd, +0.67
Assist/Turnover:	Elon, 1.1	3rd, 1.1
Offensive Rebs:	Towson, 10.8	10th, 7.2
Defensive Rebs:	James Madison, 28.7	10th, 23.9
3PT Per Game:	Elon, 9.8	2nd, 8.6

2019-20 CAA PLAYER OF THE WEEK

N11	Jordan Roland, Sr.-R, G, Northeastern	40.5 ppg, 4.0 rpg
N18	Andy Van Vliet, Sr., F, William & Mary	21.5 ppg, 9.0 rpg
N25	Desure Buie, Sr., G, Hofstra	15.0 ppg, 6.0 apg
02	Justyn Mutts, So., F, Delaware	19.0 ppg, 13.0 rpg
09	Nathan Knight, Sr., F, William & Mary	29.0 ppg, 11.0 rpg
016	Nate Darling, Jr., G, Delaware	29.0 ppg, 5.0 apg
	Brian Fobbs, Sr., G, Towson	33.0 ppg, 3.0 rpg
023	Eli Pemberton, Sr., G, Hofstra	23.0 ppg, 5.0 rpg
031	Desure Buie, Sr., G, Hofstra	25.0 ppg, 6.0 rpg
J6	Nathan Knight, Sr., F, William & Mary	19.0 ppg, 11.5 rpg
	Grant Riller, Sr., G, Charleston	28.5 ppg, 8.5 rpg
J13	Allen Bertrand, So., G, Towson	20.5 ppg, 68% FG
J20	Camren Wynter, So., G, Drexel	23.5 ppg, 4.5 apg
J27	Nate Darling, Sr., G, Delaware	22.5 ppg, 4.5 rpg
F4	Desure Buie, Sr., G, Hofstra	20.0 ppg, 9.0 apg
	Grant Riller, Sr., G, Charleston	32.0 ppg, 4.0 apg
F11	Nate Darling, Jr., G, Delaware	30.5 ppg, .516 FG%
	Marcus Sheffield II, Sr., Elon	24.5 ppg, 10.0 rpg

2019-20 CAA ROOKIE OF THE WEEK

N11	Tyson Walker, Fr., G, Northeastern	13.0 ppg, 3.5 rpg
N18	Julien Wooden, Fr., F, James Madison	16.5 ppg, 5.0 rpg
N25	Tyson Walker, Fr., G, Northeastern	15.0 ppg, 5.0 apg
02	Michael Christmas, Fr., F, James Madison	9.0 ppg, 8.0 rpg
09	Hunter Woods, Fr., G, Elon	16.5 ppg, 6.5 rpg
016	Hunter McIntosh, Fr., G, Elon	15.0 ppg, 3.0 apg
023	Shykeim Phillips, Fr., G, UNCW	9.5 ppg, 4.0 apg
031	Tyson Walker, Fr., G, Northeastern	15.0 ppg, 5.0 apg
J5	Tyson Walker, Fr., G, Northeastern	21 ppg, 2.5 apg
J13	Zac Ervin, Fr., G, Elon	18.0 ppg, .500 3FG%
J20	Shykeim Phillips, Fr., G, UNCW	13.0 ppg, 3.5 rpg
J27	Jason Gibson, Fr., G, Towson	17.0 ppg, .611 FG%
F4	Hunter McIntosh, Fr., G, Elon	13.0 ppg, 3.5 rpg
F11	Imajae Dodd, Fr., F, UNCW	7.5 ppg, 6.5 rpg

4.	223	Matt Janning (128 games)	2006-10
5.	214	Bolden Brace (121 games)	2016-20

POINTS

1.	2,709	Reggie Lewis (122 games)	1983-87
27.	1,114	Harry Barnes (79 games)	1965-68
28.	1,074	Bolden Brace (121 games)	2016-20
29.	1,069	Wes Fuller (128 games)	1983-87
30.	1,064	Harold Miller (108 games)	1995-99
31.	1,061	Vasa Pusica (60 games)	2017-19
32.	1,060	Francis X. "Inga" Walsh (64 games)	1944-49
33.	1,059	Jordan Roland (57 games)	2018-20

3-POINT FG ATTEMPTS

1.	795	J.J. Barea	2002-06
2.	653	David Walker	2012-16
3.	645	Matt Janning	2006-10
4.	609	Joel Smith	2009-13
5.	585	Quincy Ford	2011-16
6.	557	Bolden Brace	2016-20

3-POINT FG PERCENTAGE

1.	.453	John Williams	1984-88
2.	.436	Donnell Gresham	2015-19
3.	.411	Jordan Roland	2018-20
4.	.404	Jonathan Lee	2009-13
5.	.399	Joel Smith	2009-13
6.	.384	Bolden Brace	2016-20
7.	.382	David Walker	2012-16

ROLAND NAMED TO OSCAR ROBERTSON TROPHY WATCH LIST

- **Jordan Roland** is currently No. 5 in the NCAA in scoring (23.0)
- A native of Syracuse, N.Y., **Roland** leads the CAA with five 30-point games
- **Roland** is just 1 of 2 CAA players to be named to the Watch List, joining William & Mary's Nathan Knight



A HISTORIC NIGHT

- In their 100-year history, Northeastern had never beaten an opponent by 57 points until Tuesday night at Holy Cross (11/19), 101-44
- The Huskies outscored the Crusaders 63-23 in the opening half, the most points scored in the first 20 minutes since scoring 60 vs. Lasell on Nov. 22, 2005
- The 101 points scored were the most by a Northeastern team since finishing with 102 vs. Cal State Northridge on Nov. 25, 2005

NCAA APPEARANCES

- The Huskies made their ninth ever appearance in the NCAA tournament in 2019
- NU is 3-9 all-time in the competition with its last win coming in the 1984 Preliminary Round against No. 11 seed Long Island (90-87)
- Head Coach **Bill Coen** made his ninth appearance in the Big Dance and second as a head coach last season

THE LAST TIME IT HAPPENED...

LAST TIME A NORTHEASTERN PLAYER...

Scored 40+ Points 42** by Jordan Roland vs. Harvard (11/8/19)
Scored 35-39 Points 38 by Jordan Roland at UNCW (1/18/20)
 39 by Jordan Roland at Boston University (11/5/19)
Scored 30-34 Points 33 by Jordan Walker at Charleston (1/16/20)
 32 by Tyson Walker vs. Elon (11/2/20)
 33 by Jordan Roland at James Madison (12/30/19)
Scored 30 Or More Points In Back-To-Back Games
 Jordan Roland at Charleston (33 points, 1/16/20) and UNCW (38 points, 1/18/20)
 Jordan Roland at BU (39 points, 11/5/19) and vs. Harvard (42 points, 11/8/19)
 J.J. Barea at Cornell (35 points, 11/20/04) and at Harvard (30 points, 11/27/04)
Scored 25 or More Points in Back-to-Back Games
 Jordan Roland vs. Drexel (26 points, 1/23/20); vs. Delaware (27 pts, 1/25/20)
Scored 20 or More Points in Five Consecutive Games
 Jordan Roland (1/9/20-1/25/20); vs. Hofstra (28 points, 1/9), at Charleston (33 points, 1/16), at UNCW (38 points, 1/18), vs. Drexel (26 points, 1/23), vs. Delaware (27 points, 1/25)
Grabbed 20 Rebounds 21 by Dan Callahan vs. Vermont (3/4/95)
Grabbed 15-19 Rebounds 19 by Quincy Ford vs. Lipscomb (11/21/15)
Grabbed 10 Offensive Rebounds 11 by Sylbin Robinson vs. Loyola (Md.) (1/2/03)
Made 15+ Field Goals 15 by Jordan Roland at BU (11/5/19)
Made 10-14 Field Goals 12 by Jordan Roland at James Madison (12/30/19)
Attempted 25+ Field Goals 26 by Bolden Brace at Elon (2/23/17)
Attempted 20-24 Field Goals 20 by Jordan Roland vs. Delaware (1/25/20)
Made 8+ 3-pointers 8 by Jordan Roland vs. Hofstra (1/9/20)
Made 7 3-pointers 7 by Vasa Pusica vs. Hofstra (3/12/19)
Made 6 3-pointers 6 by Jordan Roland at Holy Cross (11/19/19)
 6 by Jordan Roland vs. ODU (11/16/19)
 6 by Jordan Roland vs. Harvard (11/8/19)
Attempted 15+ 3-pointers 20 by Bolden Brace at Elon (2/23/17)
Attempted 10+ 3-pointers 11 by Jordan Roland vs. Hofstra (1/9/20)
Made 15+ Free Throws 18 by Jon Lee vs. George Mason (2/22/12)
Made 10+ Free Throws 10 by Jordan Roland vs. Harvard (11/8/19)
 10 by Jordan Roland at Harvard (11/9/18)
Attempted 20+ Free Throws 20 by T.J. Williams vs. Towson (1/28/17)
Attempted 15+ Free Throws 15 by T.J. Williams vs. Boston University (11/11/16)
Had 15 Assists 15 by Bill Loughnane vs. Delaware (12/29/77)**
Had 10+ Assists 11 by Donnell Gresham at Bucknell (11/28/18)
Had 6 Steals 6 by Shawn Ocoeus at Elon (2/24/18)
Had 5 Steals 5 by Vasa Pusica vs. Towson (2/23/19)
Had 5 Blocks 5 by Anthony Green at Elon (2/23/17)
Converted A 4-Point Play Jordan Roland vs. Delaware (1/25/20)
 Jordan Roland vs. ODU (11/16/19)
Posted Back-to-Back Double-Doubles
 Bolden Brace (18 pts, 10 rebs) vs. Hofstra (1/9/20) and
 (19 pts, 11 rebs) at Charleston (1/16/20)
 Max Boursiquot (10 pts, 10 rebs) at Eastern Michigan (12/17/19) and
 (10 pts, 10 rebs) at Detroit Mercy (12/19/19)
Hit A Shot In The Closing Seconds To Send A Game To Overtime
 Demetrius Pollard hit a 3-pointer with one second left in regulation
 (1/11/14 at Drexel) to tie the game at 67. The game would eventually go into double
 overtime, with Drexel taking the 93-88 win.
Hit A Shot At The Buzzer To Win A Game Vasa Pusica drove
 to the basket from halfcourt with 5.3 seconds remaining, laying in the game-winner
 against William & Mary for a 69-67 victory at the buzzer (2/17/18)
Hit A Closing-Seconds Shot To Win A Game Jeremy
 Miller layed in a pass from Caleb Donnelly cutting to the basket to defeat eventual
 No. 1 seed in the CAA, UNCW with 0.8 seconds left in the Huskies 65-63 victory in
 Wilmington (1/2/16)
Scored 20 or more points in a first half
 21 by Jordan Roland at James Madison (12/30/19)
 21 by Jordan Roland at Holy Cross (11/19/19)
Scored 20 or more points in a second half
 25 by Jordan Roland vs. Hofstra (1/9/20)
 23 by Jordan Roland vs. Harvard (11/8/19)
 21 by Jordan Roland at Boston University (11/5/19)
Had A Triple-Double
 T.J. Williams with 26p, 12a, 11r at Elon (2/23/17)
 Shawn James with 17p, 14r, 11b vs. James Madison (2/15/06)
Northeastern Player Made SportCenter's Top 10 Plays
 Anthony Green's posterizing dunk against Davidson was ranked as the No. 9 play
 of the night on Nov. 18.
Opponent Made SportCenter's Top 10 Plays
 Sean East II threw in an 80-footer at the buzzer of the first half to give UMass the
 lead, 36-34, made No. 1 on SC Top 10 plays (11/12/19).

LAST TIME NORTHEASTERN...

Scored 130+ Points 152 points vs. Loyola Marymount (11/24/90)
Scored 120-129 Points 128 vs. Suffolk (12/3/84)
Allowed 120+ Points 123 vs. Loyola Marymount (11/24/90)
Scored 110-119 Points 112 at Tufts (1/29/73)
Allowed 110+ Points 110 vs. Bradley (12/26/86)
Scored 105-109 Points 107 vs. UNCW (2/3/18)
Allowed 105-109 Points 107 at Pennsylvania (12/21/74)
Scored 100-104 Points 101 at Holy Cross (11/19/19)
Allowed 100-104 Points 100 vs. UNCW (2/3/18)
Scored 90+ Points 90 at Drexel (3/2/19)
Allowed 90+ Points 94 at William & Mary (2/2/16)
Scored 60 Points in a Half 63 (1st) at Holy Cross (11/19/19)
Opponent scored 60 Points in a Half 60 (2nd) vs. Drexel (3/8/2014)
Did Not Score 20+ Points in a Half 17 at UNCW (2/25/17)
Opponent Did Not Score 20+ Points in a Half 17 by Drexel (1st) (1/23/20)
 17 by Towson (1st) (12/28/19)
Grabbed 50 Rebounds 50 at Louisiana Tech (12/20/11)
Made 40 Field Goals 42 vs. Lasell (11/22/05), 42-of-66
Made 35-39 Field Goals 39 at Holy Cross (11/19/19)
Attempted 90 Field Goals 106 vs. Loyola Marymount (11/24/90)
Attempted 80 Field Goals 81 at UConn (12/6/04)
Attempted 70 Field Goals 70 at Elon (1/10/19)
Made 20+ 3-pointers 21 vs. Delaware (1/5/17)**
Made 15+ 3-pointers 15 vs. Weber State (11/27/19)
 16 at Holy Cross (11/19/19)
Made 10+ 3-pointers 12 at Charleston (1/16/20)
 12 at James Madison (12/30/19)
 11 vs. ODU (11/16/19)
 11 vs. Harvard (11/8/19)
Attempted 35+ 3-pointers 36 at Elon (2/23/17)
Attempted 30-34 3-pointers 31 at James Madison (12/30/19)
Made 35 Free Throws 35 at James Madison (35-41) (2/18/16)
Was Perfect from the FT line 19-for-19 at Elon (2/1/20)
Had 30 Assists 31 vs. George Mason (12/4/93)
Had 25 Assists 25 at William & Mary (1/18/18)
Had 20-24 Assists 23 at James Madison (12/30/19)
 23 at Holy Cross (11/19/19)
Had 20 Steals 20 vs. Wentworth (11/17/15)**
Had 15-19 Steals 16 vs. Cornell (12/2/12)
Had 10-14 Steals 13 at Holy Cross (11/19/19)
Had 12 Blocks 12 vs. Lasell (11/22/05), 10 by Shawn James
Never trailed in a game W, 79-69 vs. Weber State (11/27/19)
 W, 84-79 vs. Harvard (11/8/19)
Overcame a 21+-Point Deficit To Win
 George Mason held a 24 point lead; NU won 69-67 (3/10/13)
Overcame a 15-20 Point Deficit To Win
 Charleston held a 15-point lead with 16:15 left; NU won 79-76 (1/16/20)
 Kent State held a 17-point lead; NU won 73-70 (11/27/16); Charleston held a
 16-point lead; NU won 73-72 (2/9/17)
Overcame a 10-Point Deficit To Win
 UNCW led 41-28 with 2:45 left in the first; Northeastern won 81-77
 E. Michigan led 30-16 with 7:07 left in the first; Northeastern won 81-67
Overcame a 15-Point Halftime Deficit To Win
 Kent State held a 17-point halftime lead; NU won 73-70 (11/27/16); Charleston held
 a 16-point lead; NU won 73-72 (2/9/17)
Overcame a 10-Point Halftime Deficit To Win
 UNCW led 44-33 (11) with at the half; Northeastern won 81-77
Did Not Make A 3-Pointer at Fairfield (0-11) (12/15/13)
Active 3-point streak 209 games
Had Six Players Score In Double Figures in Same Game 6 vs. Hofstra (2/5/14)
Had Two Players Record Double-Doubles in Same Game
 Donnell Gresham (16p, 11a) and Tomas Murphy (21p, 12r) at Bucknell (11/28/18)
Had Three Players Record Double-Doubles in Same Game
 Anthony Green (14p, 12r), Vasa Pusica (16p, 10a) and Bolden Brace (14p, 10r)
 at Hofstra (1/25/18)
Had Players Record a Triple-Double and Double-Double in Same Game
 T.J. Williams (26p, 12a, 11r) and Anthony Green (11p, 11r) at Elon (2/23/17)
Northeastern Did Not Have A Player Score in Double Figures
 Jan. 28, 2006 at UNCW
Active Double-Digit Scoring Streak 452 games
Opponent Did Not Have A Player Score in Double Figures
 57-48 win vs. Fairfield, highest scorer had 9 points (11/29/14)
Had Three Players Score 20+ Points in Same Game
 W, 72-60 vs. Elon (2/9/19); Vasa Pusica (23), Jordan Roland (21), Bolden Brace
 (20)
 W, 93-83 vs. Drexel (12/28/18); Vasa Pusica (29), Anthony Green (21), Jordan
 Roland (21)
Northeastern Player/Coach was Called for a Technical Foul
 Coach Coen at Charleston (1/16/20) in 2nd half
 Shaquille Walters at UMass (11/12/19) for hanging on the rim
 Shaquille Walters at Detroit Mercy (12/19/19)

HAMILTON '83 | 14TH SEASON | 2018 CAA COACH OF THE YEAR

- 2013 & 2018 NABC District 10 Coach of the Year
- 2013 USBWA District I Coach of the Year
- 2013 Hugh Durham National Coach of the Year Finalist

BILL COEN

- 32 All-CAA selections in 13 seasons
- 22 former players signed professional contracts

THE COEN FILE

Reigning CAA Coach of the Year **Bill Coen** enters his 14th season as head coach of the Northeastern basketball program in 2019-20. He is currently second in school history with 235 wins, trailing Jim Calhoun's 250 from 1972-86. Coen stands third all-time in CAA history with 157 CAA wins (league+postseason), behind former coaches Jim Larranaga (George Mason, 1998-2011 / 183) and Bruiser Flint (Drexel, 2002-16 / 158).

Coen is widely regarded for his ability to evaluate and develop talented players. In his 13 seasons at Northeastern, NU players have earned 32 All-CAA honors, including 10 first team accolades and seven All-Rookie selections. Nineteen of Coen's former players have earned professional contracts and eight Huskies remain active in professional basketball.

Coen's teams have proven that they are contenders in the CAA. The Huskies have finished .500 or better in 10 of Coen's 13 seasons at the helm, including back-to-back 14-win seasons in 2017-18 and 2018-19. Northeastern also has appeared in the CAA Tournament quarterfinals in all 13 seasons under Coen, advanced to the semifinals seven times, and to the title game four times, including back-to-back appearances and two Championship titles, one in 2014-15 and the other in 2018-19. Since Coen took the reins of the Northeastern men's basketball program 13 seasons ago, Northeastern has accomplished the best win percentage among current CAA teams in conference and CAA tournament play.

In 2018-19, Coen and the Huskies captured the CAA Tournament title for the second time in the last five seasons, returning to the NCAA Tournament. The Huskies finished with a 23-11 record, netting back-to-back 20-win seasons for the first time during Coen's tenure and the first time as a program since four-straight 20-win seasons from 1983-87. The Huskies brought a seven-game win-streak into the national tournament where they faced blue blood and No. 17 Kansas in the second round. Following these accomplishments, Coen was tabbed as a finalist for the Hugh Durham National Coach of the Year Award for the second time in his career (2013). Coen coached Vasa Pusica to All-CAA First team, NABC First Team All-Region and USBWA All-District honors while Jordan Roland earned a spot on the All-CAA Third Team.

HEAD COACH ASSOCIATE HEAD COACH ASSISTANT COACH

Northeastern (2006-present)
Boston College (2001-06)
Boston College (1997-2001)
Rhode Island (1989-97)
Hamilton (1987-89)


PLAYER

Hamilton (1979-83)

HONORS

CAA Coach of the Year (2018)
USBWA District I Coach of the Year (2010 & 2013)
NABC District 10 Co-Coach of the Year (2013 & 2018)
NEB Hall of Fame Division I Coach of the Year (2009)
Hugh Durham National Coach of the Year Finalist (2013)

	Overall	CAA	Postseason
2006-07	13-19	9-9	CAA Quarterfinals
2007-08	14-17	9-9	CAA Quarterfinals
2008-09	19-13	12-6	CAA Quarterfinals; CBI Quarterfinals CAA Semifinals; NIT First Round
2009-10	20-13	14-4	CAA Quarterfinals
2010-11	11-20	6-12	CAA Championship; NIT First Round
2011-12	14-17	9-9	CAA Semifinals
2012-13	20-13	14-4 (1st)	CAA Semifinals
2013-14	11-21	7-9	NCAA 2nd Round, CAA Champs
2014-15	23-12	12-6 (T-1st)	CAA Semifinals
2015-16	18-15	9-9	CAA Quarterfinals
2016-17	15-16	8-10	CAA Championship
2017-18	23-10	14-4	NCAA 1st Round CAA Champs
2018-19	23-11	14-4	
2019-20	11-12	5-6	
TOTAL	235-209	142-101	



Chris Markwood
Associate Head Coach

Sixth season
Maine '05

- Enters his sixth season with the Huskies and second as associate head coach of the program
- Works primarily with the perimeter players
- Came to Northeastern after three seasons as an assistant coach at the University of Vermont (2011-14), where he helped lead the Catamounts to three straight postseason appearances, including an NCAA tournament berth in 2011-12 and an NIT invitation in 2013-14
- Began his coaching career with his alma mater, the University of Maine, where he served as an assistant coach for five seasons
- Began his playing career at Notre Dame before transferring to Maine for his final two seasons of eligibility
- The 2000 Maine Gatorade Player of the Year



Brian McDonald
Assistant Coach

10th season
Northeastern '10

- The former Northeastern student-athlete begins his 10th season on Huntington Avenue after four years as one of the Huskies' leaders on the court
- Works primarily with the guards
- Walked on to the team in 2006, Bill Coen's second year as a head coach of the Huskies
- Appeared in 38 career games for the Huskies and helped lead the team to back-to-back postseason appearances in 2009 and 2010
- Began his coaching career at Northeastern immediately following his playing career
- One of two Northeastern Alums on the coaching staff



Manny Adako
Assistant Coach

Second season
Northeastern '10

- Returns to his alma mater after a seven-year professional basketball career that saw stops in Holland, Egypt, Qatar, and Dubai
- Helped his teams to the Qatar Emir League Cup in 2014, as well as Qatar Prince's Cup victories in 2015 and 2016
- He has earned postseason accolades a total of five times in his career
- A CAA All-Conference honoree, he finished his career ranked 14th all-time at Northeastern in career scoring (1,209) and fourth in career field goal percentage (.541)
- During his time as a Husky, he posted the sixth and seventh-best seasons all-time from the field (.568 and .566)
- Already a Double Husky graduating from Northeastern in 2010 with a bachelor's degree and completing his master's in Informatics from the College of Professional Studies in March 2017



Tom Murphy
Director of
Basketball Advancement

14th season
Springfield '60


- Formerly serving as Associate Head Coach of NU for four seasons, enters his 14th season with the program
- Responsible for head coach Bill Coen's development as a player and a coach
- Has 36 years of head coaching experience, spending 34 at Hamilton College where he coached Coen
- Gave Coen his first coaching job at Hamilton where he was an assistant under him from 1987-89
- Posted a 602-263 record, leading Hamilton to 30 postseason berths and 16 seasons of 20 or more wins.
- Inducted into the New York, Utica & SUNY halls of fame & was named the March of Dimes Coach of the Year in 1999
- A five-time New York State Coach of the Year, a three-time District Coach of the Year and was named the National Coach of the Year in 1979
- Coached 20 All-Americans and a pair of National Players of the Year



Danny Young
Director of
Basketball Operations

Third season
Northeastern '15

- Enters his third season as the director of basketball operations with Northeastern
- As an undergrad, Young was the head manager for the Huskies and played a key role in helping Northeastern return to the NCAA Tournament in 2015 for the first time in 24 years
- Young was involved in all aspects of the operation including video, travel logistics and player assistance working under and learning from an esteemed group of coaches and staff while at Northeastern including current head coach Bill Coen; current UMass Lowell head coach Pat Duquette; current Dartmouth head coach, Dave McLaughlin; current video analyst for the Oklahoma City Thunder Steve Scalzi; and current Director of Performance for the Boston Celtics Art Horne
- While a student, Young also assisted former Northeastern athletic director and NCAA men's basketball selection committee member, Peter Roby, on all facets regarding Roby's committee duties



Nate Bocko
Athletic Trainer

Second season (with
MBB)
Vermont '14

- Bocko joined Northeastern University sports performance staff at the start of the 2016-17 season and after serving two seasons as the primary athletic trainer for the men's soccer program has transitioned to work with the men's basketball program in 2018-19
- Bocko came to Northeastern after spending two seasons working with the University of Vermont men's lacrosse team
- He graduated with a bachelor's degree from UVM in 2014
- During his time at Vermont, Bocko also worked toward a Master's of Science in exercise science and rehabilitation online through California University of Pennsylvania

2019-20 SEASON/CAREER HIGHS

#00 JASON STRONG

Category	Season High	Career High
Points	18 at Holy Cross (11/19/19)	18 at Holy Cross (11/19/19)
Rebounds	9 at Detroit Mercy (12/19/19)	9 at Detroit Mercy (12/19/19)
Assists	3, vs. Hofstra (1/9/20)	3, vs. Hofstra (1/9/20)
Steals	2 vs. Hofstra (1/9/20)	2 vs. Hofstra (1/9/20)
Blocks	1 (4x), Last at Hofstra (2/8/20)	1 (8x), Last at Hofstra (2/8/20)
Minutes	24 at Hofstra (2/8/20)	24 at Hofstra (2/8/20)
FG Made	7 at Holy Cross (11/19/19)	7 (2x), Last at Holy Cross (11/19/19)
FG Att.	8 (3x), Last at Hofstra (2/8/20)	10 at Vermont (12/16/18)
3-pt. FG Made	4 at Holy Cross (11/19/19)	4 at Holy Cross (11/19/19)
3-pt. FG Att.	4 at Holy Cross (11/19/19)	5 vs. Davidson (11/18/18)
FT Made	4 vs. Drexel (1/23/20)	3 vs. Drexel (1/23/20)
FT Attempts	4 (2x) Last vs. Drexel (1/23/20)	4 (2x) Last vs. Drexel (1/23/20)

#1 VITO CUBRILLO

Category	Season High	Career High
Points	-	-
Rebounds	-	-
Assists	1 at Holy Cross (11/19/19)	Same
Steals	-	-
Blocks	-	-
Minutes	9 at Holy Cross (11/19/19)	Same
FG Made	-	-
FG Att.	4 at Holy Cross (11/19/19)	Same
3-pt. FG Made	-	-
3-pt. FG Att.	4 at Holy Cross (11/19/19)	Same
FT Made	-	-
FT Attempts	-	-

#2 TYSON WALKER

Category	Season High	Career High
Points	42 at UNCW (1/18/20)	Same
Rebounds	5 (3x), Last at Towson (12/28/19)	Same
Assists	6 (3x), Last vs. Delaware (1/25/20)	Same
Steals	4 (2x) Last at Elon (2/1/20)	Same
Blocks	2 vs. Davidson (12/7/19)	Same
Minutes	39 vs. Delaware (1/25/20)	Same
FG Made	12 vs. Elon (1/2/20)	Same
FG Att.	17 vs. Elon (1/2/20)	Same
3-pt. FG Made	4 vs. Elon (1/2/20)	Same
3-pt. FG Att.	7 vs. Elon (1/2/20)	Same
FT Made	4 (3x), Last at UNCW (1/18/20)	Same
FT Attempts	6 at UNCW (1/18/20)	Same

#10 GREG EBOIGBODIN

Category	Season High	Career High
Points	13 vs. Weber State (11/27/19)	13 vs. Weber State (11/27/19)
Rebounds	9 vs. South Alabama (11/25/19)	9 vs. South Alabama (11/25/19)
Assists	3 (2x) Last vs. Drexel (1/23/20)	3 (2x) Last vs. Drexel (1/23/20)
Steals	2 (2x), Last vs. South Alabama (11/25/19)	2 (4x), Last vs. South Alabama (11/25/19)
Blocks	2 vs. Drexel (1/23/20)	3 at Wisconsin (1/19/18)
Minutes	34 vs. South Alabama (11/25/19)	34 vs. South Alabama (11/25/19)
FG Made	5 vs. Weber State (11/27/19)	5 (2x), Last vs. Weber State (11/27/19)
FG Att.	7 vs. South Alabama (11/25/19)	7 (2x), Last vs. South Alabama (11/25/19)
3-pt. FG Made	-	-
3-pt. FG Att.	1 vs. Drake (11/26/19)	1 vs. Drake (11/26/19)
FT Made	4 (3x), Last vs. Drexel (1/23/20)	4 (6x), Last vs. Drexel (1/23/20)
FT Attempts	6 vs. Drexel (1/23/20)	6 vs. Drexel (1/23/20)

#12 JORDAN ROLAND

Category	Season High	Career High
Points	42* vs. Harvard (11/8/19)	* School Record
Rebounds	7(2x) Last vs. Drexel (1/23/20)	7(2x) Last vs. Drexel (1/23/20)
Assists	4 vs. Weber State (11/27/19)	4 (6x), Last vs. Weber State (11/27/19)
Steals	4 (2x), Last at Charleston (1/16/20)	4 (2x), Last at Charleston (1/16/20)
Blocks	1 (6x), Last vs. Elon (1/2/20)	2 (3x), Last vs. UIC (3/20/17)
Minutes	40 (5x), Last at William & Mary (1/30/20)	40(2x) Last at William and Mary (1/30/20)
FG Made	15 at Boston U. (11/5/19)	15 at Boston U. (11/5/19)
FG Att.	24 at Boston U. (11/5/19)	24 at Boston U. (11/5/19)
3-pt. FG Made	8 vs. Hofstra (1/9/20)	8 (2x), Last vs. Hofstra (1/9/20)
3-pt. FG Att.	11 vs. Hofstra (1/9/20)	12 at James Madison (1/26/19)
FT Made	10 vs. Harvard (11/8/19)	10 (2x), Last vs. Harvard (11/8/19)
FT Attempts	11 (2x) at UNCW (1/18/20)	11 (3x), Last at UNCW (1/18/20)

#13 MYLES FRANKLIN

Category	Season High	Career High
Points	10 at Holy Cross (11/19/19)	10 at Holy Cross (11/19/19)
Rebounds	6 at EMU (12/17/19)	6 at EMU (12/17/19)
Assists	5 (2x), Last at EMU (12/17/19)	5 (2x), Last at EMU (12/17/19)
Steals	2 (2x), Last at Holy Cross (11/19/19)	2 (2x), Last at Holy Cross (11/19/19)
Blocks	1 (2x), Last at Charleston (1/16/20)	1 at Holy Cross (11/19/19)
Minutes	29 vs. Drake (11/26/19)	29 vs. Drake (11/26/19)
FG Made	3 (4x), Last vs. Delaware (1/25/20)	3 (5x), Last vs. Delaware (1/25/20)
FG Att.	8 (2x), Last vs. South Alabama (11/25/19)	8 (2x), Last vs. South Alabama (11/25/19)
3-pt. FG Made	2 (4x), Last vs. Delaware (1/25/20)	2 (5x), Last vs. Delaware (1/25/20)
3-pt. FG Att.	4 (2x), Last at Detroit Mercy (12/19/19)	4 (3x), Last at Detroit Mercy (12/19/19)
FT Made	6 vs. Drake (11/26/19)	6 vs. Drake (11/26/19)
FT Attempts	8 vs. Drake (11/26/19)	8 vs. Drake (11/26/19)

#14 MAXIME BOURSIQUOT

Category	Season High	Career High
Points	18 vs. Delaware (1/25/20)	18 vs. Delaware (1/25/20)
Rebounds	10 (2x), Last at Detroit Mercy (12/19/19)	13 at Drexel (1/2/17)
Assists	4 (2x), Last at Detroit Mercy (12/19/19)	5 vs. Harvard (11/30/17)
Steals	4 vs. Drexel (1/23/20)	4 vs. Drexel (1/23/20)
Blocks	1 (4x), Last at Charleston (1/16/20)	1 (14x), Last at Charleston(1/16/20)
Minutes	32 vs. Delaware (1/25/20)	47 at Elon (2/23/17)
FG Made	7 vs. Delaware (1/25/20)	8 at Oakland (12/20/16)
FG Att.	11 vs. Delaware (1/25/20)	15 at Oakland (12/20/16)
3-pt. FG Made	2 (2x), Last vs. Davidson (12/7/19)	3 (3x), Last vs. James Madison (1/7/18)
3-pt. FG Att.	5 vs. Davidson (12/7/19)	5 vs. Davidson (12/7/19)
FT Made	4 (2x) Last vs. Delaware (1/25/20)	4(4x) Last vs. Delaware (1/25/20)
FT Attempts	5 at EMU (12/17/19)	5 at EMU (12/17/19)

#20 BOLDEN BRACE

Category	Season High	Career High
Points	22 at Detroit Mercy (12/19/19)	40 at Elon (2/23/17)
Rebounds	12 at UMass (11/12/19)	14 vs. Elon (2/9/19)
Assists	8 at JMU (12/30/19)	9 vs. Hofstra (3/12/19)
Steals	4 vs. Maine (12/4/19)	4 vs. Maine (12/4/19)
Blocks	1 (3x), Last at EMU (12/17/19)	2 (5x), Last vs. Kansas (3/21/19)
Minutes	39 at EMU (12/17/19)	50 at Elon (2/23/17)
FG Made	7 (5x), Last vs. Drexel (1/23/20)	14 at Elon (2/23/17)
FG Att.	14 at Charleston (1/16/20)	26 at Elon (2/23/17)
3-pt. FG Made	4 (3x), Last at Charleston (1/16/20)	10 at Elon (2/23/17)
3-pt. FG Att.	9, at Charleston(1/16/20)	20 at Elon (2/23/17)
FT Made	6 at Hofstra (2/8/20)	6 (4x), Last at Hofstra (2/8/20)
FT Attempts	6 (3x), Last at Hofstra (2/8/20)	7 (2x), Last at Hofstra (1/25/18)

#21 GUILIEN SMITH

Category	Season High	Career High
Points	10 at Elon (2/1/20)	29 at Bryant (12/22/16)
Rebounds	2 (2x) Last at Elon (2/1/20)	6 vs. Maine (12/10/16)
Assists	2 (3x), Last vs. Drexel (1/23/20)	5 (3x), Last at Penn (3/3/17)
Steals	2 (2x) Last at Elon (2/1/20)	3 (3x), Last vs. Columbia (2/18/17)
Blocks	1(2x) Last vs. Drexel (1/23/20)	1 (5x), Last vs. Drexel (1/23/20)
Minutes	24 vs. Drexel (1/23/20)	37 vs. Columbia (2/18/17)
FG Made	3 (2x) Last at Elon (2/1/20)	10 at Bryant (12/22/16)
FG Att.	9 at UNCW (1/18/20)	18 at Bryant (12/22/16)
3-pt. FG Made	2 (3x), Last at UNCW (1/18/20)	5 at Bryant (12/22/16)
3-pt. FG Att.	6 at UNCW (1/18/20)	9 at Bryant (12/22/16)
FT Made	3 at Elon (2/1/20)	10 at LIU Brooklyn (12/18/16)
FT Attempts	3 at Elon (2/1/20)	12 at LIU Brooklyn (12/18/16)

#22 QUIRIN EMANGA

Category	Season High	Career High
Points	5 at Holy Cross (11/19/19)	Same
Rebounds	5 at Holy Cross (11/19/19)	Same
Assists	1(2x) Last vs. Drexel (1/23/20)	Same
Steals	2 at Holy Cross (11/19/19)	Same
Blocks	2 vs. Elon (1/2/20)	Same
Minutes	16 at Holy Cross (11/19/19)	Same
FG Made	2 at Holy Cross (11/19/19)	Same
FG Att.	4 at Holy Cross (11/19/19)	Same
3-pt. FG Made	1 (3x), Last at JMU (12/30/19)	Same
3-pt. FG Att.	3 at Holy Cross (11/19/19)	Same
FT Made	-	-
FT Attempts	-	-

#24 SHAQUILLE WALTERS

Category	Season High	Career High
Points	15 vs. William & Mary (1/4/20)	20 vs. La Verne (11/10/17)
Rebounds	12 at JMU (12/30/19)	12 at JMU (12/30/19)
Assists	6 vs. Hofstra (1/9/20)	6 vs. Hofstra (1/9/20)
Steals	3 at JMU (12/30/19)	3 at JMU (12/30/19)
Blocks	2 at Detroit Mercy (12/19/19)	2 at Detroit Mercy (12/19/19)
Minutes	37 vs. Davidson (12/7/19)	37 vs. Davidson (12/7/19)
FG Made	6 vs. William & Mary (1/4/20)	8 vs. La Verne (11/10/17)
FG Att.	12 at Hofstra (2/8/20)	12 at Hofstra (2/8/20)
3-pt. FG Made	2 vs. Weber State (11/27/19)	2 vs. Weber State (11/27/19)
3-pt. FG Att.	4 (5x), Last at UNCW (1/18/20)	4 (5x), Last at UNCW (1/18/20)
FT Made	4 at Detroit Mercy (12/19/19)	4 (2x), Last at Detroit Mercy (12/19/19)
FT Attempts	4 (4x), Last at JMU (12/30/19)	4 (6x), Last at JMU (12/30/19)

#33 TOMAS MURPHY

Category	Season High	Career High
Points	18 at UMass (11/12/19)	21 (3x), Last vs. Towson (2/23/19)
Rebounds	5 at UMass (11/12/19)	12 (2x), Last vs. Towson (2/23/19)
Assists	2 (2x), Last vs. ODU (11/16/19)	7 vs. Eastern Michigan (12/1/18)
Steals	1 vs. ODU (11/16/19)	2 (3x), Last vs. Towson (2/23/19)
Blocks	2 vs. Harvard (11/8/19)	Same
Minutes	32 at UMass (11/12/19)	37 vs. Towson (2/23/19)
FG Made	9 at UMass (11/12/19)	9 at UMass (11/12/19)
FG Att.	12 at UMass (11/12/19)	14 at Bucknell (11/28/18)
3-pt. FG Made	-	3 at Boston U. (11/10/17)
3-pt. FG Att.	1 vs. ODU (11/16/19)	6 at Boston U. (11/10/17)
FT Made	2 at Boston U. (11/5/19)	5 (4x), Last vs. William & Mary (2/17/18)
FT Attempts	2 (2x), Last vs. Harvard (11/8/19)	6 (4x), Last vs. William & Mary (2/17/18)

2019-20 SEASON STATS

2019-2020 Northeastern University Men's Basketball Overall Statistics (as of Feb 10, 2020)

Overall Record: 11-13 Conf: 5-7 Home: 4-5 Away: 6-6 Neutral: 1-2

#	Player	GP-GS	MIN	AVG	FG		3PT		FT		Rebounds				PF	DQ	A	TO	BLK	STL	PTS	AVG
					FG-FGA	FG%	3FG-FGA	3FG%	FT-FTA	FT%	OFF	DEF	TOT	AVG								
12	Roland, Jordan	24-24	886	36.9	193-391	.494	77-182	.423	98-108	.907	13	74	87	3.6	40	0	41	42	6	42	561	23.4
02	Walker, Tyson	24-24	747	31.1	103-226	.456	28-78	.359	30-47	.638	10	37	47	2.0	64	1	85	51	6	43	264	11.0
20	Brace, Bolden	24-24	775	32.3	80-171	.468	46-108	.426	38-47	.809	31	117	148	6.2	55	1	52	32	3	28	244	10.2
33	Murphy, Tomas	4-4	117	29.3	17-24	.708	0-1	.000	3-4	.750	5	6	11	2.8	10	0	6	8	3	1	37	9.3
14	Boursiquot, Maxime	22-17	504	22.9	71-131	.542	9-23	.391	20-28	.714	24	79	103	4.7	69	2	25	50	4	34	171	7.8
24	Walters, Shaquille	23-20	583	25.3	57-133	.429	11-45	.244	28-35	.800	9	90	99	4.3	51	1	37	39	5	15	153	6.7
00	Strong, Jason	24-0	286	11.9	38-76	.500	8-19	.421	12-15	.800	14	35	49	2.0	29	0	13	10	4	4	96	4.0
13	Franklin, Myles	24-0	326	13.6	26-65	.400	14-37	.378	17-22	.773	7	17	24	1.0	27	0	27	29	2	7	83	3.5
10	Eboigbodin, Greg	22-6	323	14.7	21-46	.457	0-1	.000	19-21	.905	29	71	100	4.5	54	1	16	19	5	5	61	2.8
21	Smith, Guillen	20-1	175	8.8	17-43	.395	11-24	.458	8-10	.800	4	7	11	0.6	12	0	10	10	2	9	53	2.7
22	Emanga, Quirin	15-0	89	5.9	5-12	.417	3-9	.333	0-0	.000	2	13	15	1.0	6	0	2	3	2	3	13	0.9
01	Cubriilo, Vito	6-0	14	2.3	0-5	.000	0-5	.000	0-0	.000	0	0	0	0.0	0	0	1	0	0	0	0	0.0
Total		24	4825	201.0	628-1323	.475	207-532	.389	273-337	.810	172	573	745	31.0	417	6	315	300	42	191	1736	72.33
Opponents			4825	201.0	588-1285	.458	150-474	.316	289-405	.714	181	543	724	30.2	376	5	239	316	56	131	1615	67.29

Team Statistics	NU	OPP
SCORING	1736	1615
Points Per Game	72.3	67.3
Scoring Margin	5.0	-
FIELD GOALS-ATT	628-1323	588-1285
Field Goal Pct	.475	.458
3 POINT FG-ATT	207-532	150-474
3PT FG Pct	.389	.316
3PT Made Per Game	8.6	6.3
FREE THROWS-ATT	273-337	289-405
FT Pct	.810	.714
FT Made Per Game	11.4	12.0
REBOUNDS	745	724
Rebounds Per Game	31.0	30.2
Rebounds Margin	0.8	-
ASSISTS	315	239
Assists Per Game	13.1	10.0
TURNOVERS	300	316
Turnovers Per Game	12.5	13.2
Turnovers Margin	0.7	-
Assist/Turnover Ratio	1.1	0.8
STEALS	191	131
Steals Per Game	8.0	5.5
BLOCKS	42	56
Blocks Per Game	1.8	2.3
ATTENDANCE	10,440	26,783
Dates/Avg Per Date	9-1,160	12-2,232
Neutral Site #/Avg	-	3-363

Conf	Date	Opponent	W/L	Score	Att.
	11/05/19	at Boston University	W	72-67	1171
	11/08/19	HARVARD	W	84-79	1557
	11/12/19	at Massachusetts	L	71-80	2145
	11/16/19	ODU	L	69-76	2209
	11/19/19	at Holy Cross	W	101-44	1432
	11/25/19	vs South Alabama	L	62-74	346
	11/26/19	vs Drake	L	56-59	427
	11/27/19	vs Weber State	W	79-69	317
	12/04/19	MAINE	W	78-63	628
	12/07/19	DAVIDSON	L	63-70	1501
	12/17/19	at Eastern Michigan	L	55-60	1077
	12/19/19	at Detroit Mercy	W	74-61	1151
*	12/28/19	at Towson	W	61-45	1102
*	12/30/19	at James Madison	W	88-72	1890
*	01/02/20	ELON	W	77-68	631
*	01/04/20	WILLIAM & MARY	L	64-66	901
*	01/09/20	HOFSTRA	L	72-74	1202
*	01/16/20	at Col. of Charleston	W	79-76	4340
*	01/18/20	at UNCW	L (OT)	74-76	3212
*	01/23/20	DREXEL	W	85-52	794
*	01/25/20	DELAWARE	L	74-76	1017
*	01/30/20	at William & Mary	L	58-59	3405
*	02/01/20	at Elon	L	69-74	2023
*	02/08/20	at Hofstra	L	71-75	3835

* = Conference game

Score by Periods	1st	2nd	OT	Total
Northeastern	866	862	8	1736
Opponents	733	872	10	1615

2019-2020 Northeastern University Men's Basketball Overall Statistics (as of Feb 10, 2020)

Conference Games Only

Conf: 5-7 Home: 2-3 Away: 3-4 Neutral: 0-0

#	Player	GP-GS	MIN	AVG	FG		3PT		FT		Rebounds				PF	DQ	A	TO	BLK	STL	PTS	AVG
					FG-FGA	FG%	3FG-FGA	3FG%	FT-FTA	FT%	OFF	DEF	TOT	AVG								
12	Roland, Jordan	12-12	438	36.5	103-217	.475	39-94	.415	47-53	.887	11	41	52	4.3	18	0	18	18	2	21	292	24.3
02	Walker, Tyson	12-12	408	34.0	58-128	.453	15-47	.319	16-26	.615	5	21	26	2.2	35	1	45	22	3	21	147	12.3
20	Brace, Bolden	12-12	402	33.5	41-86	.477	21-51	.412	27-32	.844	14	60	74	6.2	24	0	31	16	0	17	130	10.8
14	Boursiquot, Maxime	12-12	283	23.6	42-79	.532	2-11	.182	10-14	.714	12	46	58	4.8	39	1	12	25	2	19	96	8.0
24	Walters, Shaquille	11-10	295	26.8	29-65	.446	5-15	.333	12-15	.800	4	51	55	5.0	25	0	21	18	2	8	75	6.8
00	Strong, Jason	12-0	147	12.3	20-41	.488	1-6	.167	7-9	.778	7	14	21	1.8	17	0	6	4	1	3	48	4.0
21	Smith, Guilien	12-1	135	11.3	12-27	.444	6-15	.400	7-8	.875	3	5	8	0.7	10	0	9	6	1	9	37	3.1
13	Franklin, Myles	12-0	130	10.8	10-22	.455	3-12	.250	1-2	.500	1	8	9	0.8	11	0	7	11	1	2	24	2.0
10	Eboigbodin, Greg	12-1	135	11.3	4-16	.250	0-0	.000	10-12	.833	14	29	43	3.6	28	1	4	10	3	0	18	1.5
22	Emanga, Quirin	7-0	47	6.7	2-5	.400	1-3	.333	0-0	.000	1	7	8	1.1	3	0	2	2	2	1	5	0.7
01	Cubrillo, Vito	3-0	5	1.7	0-1	.000	0-1	.000	0-0	.000	0	0	0	0.0	0	0	0	0	0	0	0	0.0
Total		12	2425	202.1	321-687	.467	93-255	.365	137-171	.801	82	296	378	31.5	210	3	155	135	17	101	872	72.67
Opponents			2425	202.1	298-640	.466	72-222	.324	145-196	.740	78	301	379	31.6	190	4	122	168	22	52	813	67.75

Team Statistics	NU	OPP
SCORING	872	813
Points Per Game	72.7	67.8
Scoring Margin	4.9	-
FIELD GOALS-ATT	321-687	298-640
Field Goal Pct	.467	.466
3 POINT FG-ATT	93-255	72-222
3PT FG Pct	.365	.324
3PT Made Per Game	7.8	6.0
FREE THROWS-ATT	137-171	145-196
FT Pct	.801	.740
FT Made Per Game	11.4	12.1
REBOUNDS	378	379
Rebounds Per Game	31.5	31.6
Rebounds Margin	-0.1	-
ASSISTS	155	122
Assists Per Game	12.9	10.2
TURNOVERS	135	168
Turnovers Per Game	11.3	14.0
Turnovers Margin	2.7	-
Assist/Turnover Ratio	1.1	0.7
STEALS	101	52
Steals Per Game	8.4	4.3
BLOCKS	17	22
Blocks Per Game	1.4	1.8
ATTENDANCE	4,545	19,807
Dates-Avg Per Date	5-909	7-2,830
Neutral Site #-Avg	-	0-0

Date	Opponent	W/L	Score	Att.
12/28/19	at Towson	W	61-45	1102
12/30/19	at James Madison	W	88-72	1890
01/02/20	ELON	W	77-68	631
01/04/20	WILLIAM & MARY	L	64-66	901
01/09/20	HOFSTRA	L	72-74	1202
01/16/20	at Col. of Charleston	W	79-76	4340
01/18/20	at UNCW	L (OT)	74-76	3212
01/23/20	DREXEL	W	85-52	794
01/25/20	DELAWARE	L	74-76	1017
01/30/20	at William & Mary	L	58-59	3405
02/01/20	at Elon	L	69-74	2023
02/08/20	at Hofstra	L	71-75	3835

Score by Periods	1st	2nd	OT	Total
Northeastern	425	439	8	872
Opponents	360	443	10	813

PLAYER CAREER STATS

MAX BOURSQUOT

CAREER STATISTICS

	GP/GS		FG			3-Point			Free Throw			Rebounds				AST	BLK	STL	Scoring	
			FG	FGA	PCT	FG	FGA	PCT	FT	FTA	PCT	OFF	DEF	TOT	AVG				PTS	AVG
2016-17	31/2	625/20.2	62	127	.488	10	18	.556	29	42	.690	39	91	130	4.2	20	6	10	163	5.3
2017-18	33/32	648/19.6	87	168	.518	13	40	.325	22	32	.688	35	91	126	3.8	42	7	25	209	6.3
2018-19	-REDSHIRT SEASON-																			
2019-20	22/17	507/23.0	71	131	.542	9	23	.391	20	28	.714	24	80	104	4.7	24	4	34	171	7.8
TOTAL	86/51	1780/20.7	220	426	.516	32	81	.395	71	101	.696	98	262	360	4.2	86	17	69	543	6.3

CAA STATISTICS

	GP/GS		FG			3-Point			Free Throw			Rebounds				AST	BLK	STL	Scoring	
			FG	FGA	PCT	FG	FGA	PCT	FT	FTA	PCT	OFF	DEF	TOT	AVG				PTS	AVG
2016-17	18/4	404/22.4	36	70	.514	8	14	.571	13	21	.619	22	66	88	4.9	15	4	4	93	5.2
2017-18	18/18	326/18.1	45	88	.511	7	20	.350	14	19	.737	22	43	65	3.6	19	4	17	111	6.2
2018-19	-REDSHIRT SEASON-																			
2019-20	12/12	286/23.8	42	76	.532	2	11	.182	10	14	.714	12	47	59	4.9	11	2	19	96	8.0
TOTAL	48/34	1016/21.2	123	237	.519	17	45	.378	37	54	.685	56	156	212	4.4	45	10	40	300	6.3

BOLDEN BRACE

CAREER STATISTICS

	GP/GS		FG			3-Point			Free Throw			Rebounds				AST	BLK	STL	Scoring	
			FG	FGA	PCT	FG	FGA	PCT	FT	FTA	PCT	OFF	DEF	TOT	AVG				PTS	AVG
2016-17	31/9	757/24.4	75	207	.362	56	172	.326	25	31	.806	14	88	102	3.3	49	9	12	231	7.5
2017-18	33/6	812/24.6	82	178	.461	55	139	.396	42	51	.824	24	132	156	4.7	72	14	21	261	7.9
2018-19	34/34	1067/31.4	111	235	.472	57	138	.413	59	74	.797	26	181	207	6.1	92	9	32	338	9.9
2019-20	23/23	736/32.0	79	166	.476	46	104	.442	32	42	.762	28	112	140	6.1	49	3	27	236	10.3
TOTAL	121/72	3371/27.9	347	786	.441	214	553	.387	158	198	.798	92	513	605	5.0	262	35	92	1066	8.8

CAA STATISTICS

	GP/GS		FG			3-Point			Free Throw			Rebounds				AST	BLK	STL	Scoring	
			FG	FGA	PCT	FG	FGA	PCT	FT	FTA	PCT	OFF	DEF	TOT	AVG				PTS	AVG
2016-17	18/6	517/28.7	61	152	.401	45	124	.363	16	18	.889	8	56	64	3.6	37	8	8	183	10.2
2017-18	18/0	473/26.3	48	99	.485	33	77	.429	27	33	.818	15	84	99	5.5	42	7	12	156	8.7
2018-19	18/18	625/34.2	69	146	.473	33	80	.413	31	40	.775	14	108	122	6.8	48	5	18	202	11.2
2019-20	11/11	363/33.0	40	81	.494	21	47	.447	21	27	.778	11	55	66	6.0	28	0	16	122	11.1
TOTAL	65/35	1968/30.3	218	478	.456	132	328	.402	95	118	.805	48	303	351	5.4	155	20	54	663	10.2

VITO CUBRILO

CAREER STATISTICS

	GP/GS		FG			3-Point			Free Throw			Rebounds				AST	BLK	STL	Scoring	
			FG	FGA	PCT	FG	FGA	PCT	FT	FTA	PCT	OFF	DEF	TOT	AVG				PTS	AVG
2019-20	6/0	14/2.3	0	5	.000	0	5	.000	0	0	.000	0	0	0	0.0	1	0	0	0	0.0

CAA STATISTICS

	GP/GS		FG			3-Point			Free Throw			Rebounds				AST	BLK	STL	Scoring	
			FG	FGA	PCT	FG	FGA	PCT	FT	FTA	PCT	OFF	DEF	TOT	AVG				PTS	AVG
2019-20	3/0	5/1.7	0	1	.000	0	1	.000	0	0	.000	0	0	0	0.0	0	0	0	0	0.0

GREG EBOIGBODIN

CAREER STATISTICS

	GP/GS		FG			3-Point			Free Throw			Rebounds				AST	BLK	STL	Scoring	
			FG	FGA	PCT	FG	FGA	PCT	FT	FTA	PCT	OFF	DEF	TOT	AVG				PTS	AVG
2017-18*	30/2	318/10.6	27	49	.551	0	0	.000	11	25	.440	33	40	73	2.4	8	11	11	65	2.2
2018-19	-REDSHIRT SEASON-																			
2019-20	22/6	320/14.5	21	46	.457	0	1	.000	19	21	.905	29	71	100	4.5	15	5	5	61	2.8
TOTAL	52/8	638/12.3	48	95	.505	0	1	.000	30	46	.652	62	111	171	3.3	23	16	16	126	2.4

* Stats at Illinois

LEAGUE STATISTICS

	GP/GS		FG			3-Point			Free Throw			Rebounds				AST	BLK	STL	Scoring	
			FG	FGA	PCT	FG	FGA	PCT	FT	FTA	PCT	OFF	DEF	TOT	AVG				PTS	AVG
2017-18*	17/2	238/13.9	24	37	.649	0	0	.000	8	18	.444	21	29	50	3.1	7	8	6	56	3.2
2018-19	-REDSHIRT SEASON-																			
2019-20	12/1	132/11.0	4	16	.250	0	0	.000	10	12	.833	14	29	43	3.6	3	3	0	18	1.5
TOTAL	29/3	370/12.8	28	53	.528	0	0	.000	18	30	.600	35	58	93	3.2	10	11	6	74	2.6
CAA	12/1	132/11.0	4	16	.250	0	0	.000	10	12	.833	14	29	43	3.6	3	3	0	18	1.5

PLAYER CAREER STATS

QUIRIN EMANGA

CAREER STATISTICS

			FG			3-Point			Free Throw			Rebounds								Scoring	
	GP/GS	MIN/AVG	FG	FGA	PCT	FG	FGA	PCT	FT	FTA	PCT	OFF	DEF	TOT	AVG	AST	BLK	STL	PTS	AVG	
2019-20	15/0	84/5.6	5	13	.385	3	9	.333	0	0	.000	2	13	15	1.0	2	2	2	13	0.9	

CAA STATISTICS

			FG			3-Point			Free Throw			Rebounds								Scoring	
	GP/GS	MIN/AVG	FG	FGA	PCT	FG	FGA	PCT	FT	FTA	PCT	OFF	DEF	TOT	AVG	AST	BLK	STL	PTS	AVG	
2019-20	7/0	42/6.0	2	6	.333	1	3	.333	0	0	.000	1	7	8	1.1	2	2	0	5	0.7	

MYLES FRANKLIN

CAREER STATISTICS

			FG			3-Point			Free Throw			Rebounds					Scoring				
	GP/GS	MIN/AVG	FG	FGA	PCT	FG	FGA	PCT	FT	FTA	PCT	OFF	DEF	TOT	AVG	AST	BLK	STL	PTS	AVG	
2017-18	16/0	58/3.6	5	13	.384	2	8	.250	3	6	.500	0	6	6	0.4	3	0	1	15	0.9	
2018-19	28/1	288/10.3	13	42	.310	7	24	.292	16	26	.615	9	15	24	0.9	21	0	2	49	1.8	
2019-20	24/0	328/13.7	26	65	.400	14	37	.378	17	22	.773	7	17	24	1.0	27	2	8	83	3.5	
TOTAL	68/1	674/9.9	44	120	.367	23	69	.333	36	54	.667	16	38	54	0.8	49	2	11	147	2.2	

CAA STATISTICS

			FG			3-Point			Free Throw			Rebounds					Scoring				
			GP/GS	MIN/AVG	FG	FGA	PCT	FG	FGA	PCT	FT	FTA	PCT	OFF	DEF	TOT	AVG	AST	BLK	STL	PTS
2017-18	5/0	10/2.0	1	3	.333	0	2	.000	0	2	.000	0	1	1	0.2	0	0	1	2	0.4	
2018-19	14/0	133/9.5	8	18	.444	5	12	.417	9	15	.600	6	4	10	0.7	10	0	1	30	2.1	
2019-20	12/0	132/11.0	10	22	.455	3	12	.250	1	2	.500	1	8	9	0.8	7	1	3	24	2.0	
TOTAL	31/0	275/8.9	19	43	.442	8	26	.308	10	19	.526	7	13	20	0.6	17	1	5	56	1.8	

TOMAS MURPHY

CAREER STATISTICS

			FG			3-Point			Free Throw			Rebounds					Scoring				
	GP/GS	MIN/AVG	FG	FGA	PCT	FG	FGA	PCT	FT	FTA	PCT	OFF	DEF	TOT	AVG	AST	BLK	STL	PTS	AVG	
2017-18	33/0	533/16.2	88	155	.568	4	16	.250	37	49	.755	39	40	79	2.4	26	3	4	217	6.6	
2018-19	31/8	590/19.0	100	198	.505	13	28	.464	37	50	.740	35	70	105	3.4	27	4	12	250	8.1	
2019-20	4/4	117/29.3	17	24	.708	0	1	.000	3	4	.750	5	6	11	2.8	6	3	1	37	9.3	
TOTAL	68/12	1230/18.1	205	377	.544	17	45	.378	77	103	.748	79	116	195	2.9	59	10	17	504	7.4	

CAA STATISTICS

			FG			3-Point			Free Throw			Rebounds								Scoring	
	GP/GS	MIN/AVG	FG	FGA	PCT	FG	FGA	PCT	FT	FTA	PCT	OFF	DEF	TOT	AVG	AST	BLK	STL	PTS	AVG	
2017-18	18/0	291/16.2	53	87	.609	1	5	.200	26	30	.867	21	22	43	2.4	13	1	3	133	7.4	
2018-19	15/1	266/17.7	48	88	.545	9	16	.563	10	13	.769	18	32	50	3.3	8	2	7	115	7.7	
2019-20	DNP																				
TOTAL	33/1	557/16.9	101	175	.577	10	21	.476	36	43	.837	39	54	93	2.8	21	3	10	248	7.5	

JORDAN ROLAND

CAREER STATISTICS

	GP/GS		MIN/AVG		FG			3-Point			Free Throw			Rebounds								Scoring	
					FG	FGA	PCT	FG	FGA	PCT	FT	FTA	PCT	OFF	DEF	TOT	AVG	AST	BLK	STL	PTS	AVG	
2015-16*	35/0	163/4.7	11	45	.244	2	14	.143	17	22	.773	5	9	14	0.4	5	1	5	41	1.2			
2016-17*	35/11	703/20.1	88	185	.476	43	103	.417	16	23	.696	16	54	70	2.0	48	10	27	235	6.7			
2017-18	-REDSHIRT SEASON-																						
2018-19	34/24	1038/30.5	167	370	.451	99	246	.402	65	72	.903	16	65	81	2.4	58	8	40	498	14.6			
2019-20	24/24	883/36.8	193	392	.492	77	182	.423	98	108	.907	13	74	87	3.6	41	6	42	561	23.4			
TOTAL	128/59	2787/21.8	459	992	.463	221	545	.406	196	225	.871	50	202	252	2.0	152	25	114	1335	10.4			
NU TOTAL	58/48	1921/33.1	360	762	.472	176	428	.411	163	180	.906	29	139	168	2.9	99	14	82	1059	18.3			

* at George Washington

LEAGUE STATISTICS

LEAGUE STATISTICS

			FG			3-Point			Free Throw			Rebounds					Scoring				
	GP/GS	MIN/AVG	FG	FGA	PCT	FG	FGA	PCT	FT	FTA	PCT	OFF	DEF	TOT	AVG	AST	BLK	STL	PTS	AVG	
2015-16*	17/0	89/5.2	6	27	.222	1	9	.111	11	13	.846	3	6	9	0.5	2	0	2	24	1.4	
2016-17*	18/4	354/19.7	42	93	.452	22	52	.423	4	7	.571	7	21	28	1.6	21	6	13	110	6.1	
2017-18	-REDSHIRT SEASON-																				
2018-19	18/12	555/30.8	87	204	.426	51	133	.383	36	41	.878	10	35	45	2.5	32	6	24	261	14.5	
2019-20	12/12	435/36.3	103	217	.475	39	94	.415	47	53	.887	11	41	52	4.3	18	2	21	292	24.3	
TOTAL	65/28	1433/22.0	238	541	.440	113	288	.392	98	114	.860	31	103	134	2.1	73	14	60	687	10.6	
A-10	35/4	443/12.7	48	120	.400	23	61	.377	15	20	.750	10	27	37	1.1	23	6	15	134	3.8	
CAA	30/24	990/33.0	190	421	.451	90	227	.396	83	94	.883	21	76	97	3.2	50	8	45	553	18.4	

PLAYER CAREER STATS

GUILIEN SMITH

CAREER STATISTICS

			FG			3-Point			Free Throw			Rebounds								Scoring	
	GP/GS	MIN/AVG	FG	FGA	PCT	FG	FGA	PCT	FT	FTA	PCT	OFF	DEF	TOT	AVG	AST	BLK	STL	PTS	AVG	
2015-16*	28/8	412/14.7	49	129	.380	13	45	.289	29	37	.784	7	30	37	1.3	14	0	11	140	5.0	
2016-17*	27/27	778/28.8	107	248	.431	34	92	.370	76	101	.752	11	84	95	3.5	49	1	20	324	12.0	
2017-18*	3/3	81/27.0	10	29	.345	2	9	.222	9	91	.000	1	6	7	2.3	4	0	2	31	10.3	
2018-19*	17/6	258/15.2	23	73	.315	8	38	.211	16	20	.800	5	29	34	2.0	16	2	8	70	4.1	
2019-20	20/1	177/8.9	17	43	.395	11	24	.458	8	10	.800	4	7	11	0.6	10	2	9	53	2.7	
Total	95/45	1705/17.9	206	522	.395	68	208	.327	138	177	.780	28	156	184	1.9	93	5	50	618	6.5	

* - at Dartmouth

LEAGUE STATISTICS

			FG			3-Point			Free Throw			Rebounds				AST	BLK	STL	Scoring	
	GP/GS	MIN/AVG	FG	FGA	PCT	FG	FGA	PCT	FT	FTA	PCT	OFF	DEF	TOT	AVG				PTS	AVG
2015-16*	14/3	204/14.6	22	62	.355	4	15	.267	15	21	.714	2	14	16	1.1	6	0	5	63	4.5
2016-17*	14/14	405/28.9	58	134	.433	15	45	.333	30	45	.667	7	37	44	3.1	25	1	9	161	11.5
2017-18*	-REDSHIRT SEASON-																			
2018-19*	11/1	128/11.6	11	33	.333	4	18	.222	8	12	.667	3	16	19	1.7	7	1	3	34	3.1
2019-20	12/1	137/11.4	12	27	.444	6	15	.400	7	8	.875	3	5	8	0.7	9	1	9	37	3.1
TOTAL	51/19	874/17.1	103	256	.402	29	93	.312	60	86	.698	15	72	87	1.7	47	3	26	295	5.8
IVY	39/18	737/18.9	91	229	.397	23	78	.295	53	78	.679	12	67	79	2.0	38	2	17	258	6.6

JASON STRONG

CAREER STATISTICS

			FG			3-Point			Free Throw			Rebounds								Scoring	
	GP/GS	MIN/AVG	FG	FGA	PCT	FG	FGA	PCT	FT	FTA	PCT	OFF	DEF	TOT	AVG	AST	BLK	STL	PTS	AVG	
2017-18	10/0	31/3.1	0	11	.000	0	3	.000	0	0	.000	1	1	2	0.2	2	0	0	0	0.0	
2018-19	29/3	279/9.6	40	83	.482	10	30	.333	7	10	.700	12	31	43	1.5	6	4	3	97	3.3	
2019-20	24/0	287/12.0	38	76	.500	8	19	.421	12	16	.750	14	35	49	2.0	14	4	4	96	4.0	
Total	63/3	597/9.5	78	170	.459	18	52	.346	19	26	.731	27	67	94	1.5	22	8	7	193	3.1	

CAA STATISTICS

			FG			3-Point			Free Throw			Rebounds								Scoring	
	GP/GS	MIN/AVG	FG	FGA	PCT	FG	FGA	PCT	FT	FTA	PCT	OFF	DEF	TOT	AVG	AST	BLK	STL	PTS	AVG	
2017-18	1/0	2/2.0	0	1	.000	0	0	.000	0	0	.000	0	0	0	0.0	0	0	0	0	0.0	
2018-19	15/1	106/7.1	8	23	.348	1	8	.125	2	3	.667	3	11	14	0.9	4	2	1	19	1.3	
2019-20	12/0	148/12.3	20	41	.488	1	6	.167	7	10	.700	7	14	21	1.8	7	1	3	48	4.0	
Total	28/1	256/9.1	28	65	.431	2	14	.143	9	13	.692	10	25	35	1.3	10	3	4	67	2.4	

TYSON WALKER

CAREER STATISTICS

			FG			3-Point			Free Throw			Rebounds								Scoring	
	GP/GS	MIN/AVG	FG	FGA	PCT	FG	FGA	PCT	FT	FTA	PCT	OFF	DEF	TOT	AVG	AST	BLK	STL	PTS	AVG	
2019-20	24/24	751/31.3	103	227	.454	28	78	.359	30	47	.638	10	36	46	1.9	84	5	42	264	11.0	

CAA STATISTICS

	GP/GS		MIN/AVG		FG			3-Point			Free Throw			Rebounds				AST	BLK	STL	Scoring	
					FG	FGA	PCT	FG	FGA	PCT	FT	FTA	PCT	OFF	DEF	TOT	AVG				PTS	AVG
2019-20	12/12	412/34.3	58	129	.450	15	47	.319	16	26	.615	5	20	25	2.1	44	2	20	147	12.3		

SHAQUILLE WALTERS

CAREER STATISTICS

			FG			3-Point			Free Throw			Rebounds						Scoring		
	GP/GS	MIN/AVG	FG	FGA	PCT	FG	FGA	PCT	FT	FTA	PCT	OFF	DEF	TOT	AVG	AST	BLK	STL	PTS	AVG
2017-18*	21/0	311/14.8	31	67	.463	7	22	.318	10	18	.556	2	35	37	1.8	15	3	4	79	3.8
2018-19	10/0	123/12.3	3	17	.176	0	4	.000	10	14	.714	1	12	13	1.3	7	1	3	16	1.6
2019-20	23/20	584/25.4	57	133	.429	11	45	.244	28	35	.800	9	90	99	4.3	37	5	15	153	6.7
TOTAL	54/20	1019/18.9	91	217	.419	18	71	.254	48	67	.716	12	137	149	2.8	60	9	22	248	4.6
NU TOTAL	33/20	708/21.5	60	150	.400	11	49	.224	38	49	.776	10	102	112	3.4	45	6	18	169	5.1

* at Santa Clara

LEAGUE STATISTICS

	GP/GS		MIN/AVG		FG		3-Point			Free Throw			Rebounds				AST	BLK	STL	Scoring	
					FG	FGA	PCT	FG	FGA	PCT	FT	FTA	PCT	OFF	DEF	TOT				AVG	PTS
2017-18*	8/0	112/14.0	7	22	.318	4	10	.400	2	5	.400	1	11	12	1.5	7	3	2	20	2.5	
2018-19	2/0	7/3.5	0	0	.000	0	0	.000	0	0	.000	0	1	1	0.5	0	0	0	0	0.0	
2019-20	11/10	296/26.9	29	65	.446	5	15	.333	12	15	.800	4	51	55	5.0	21	2	8	75	6.8	
TOTAL	21/10	415/19.8	36	87	.414	9	25	.360	14	20	.700	5	63	68	3.0	28	5	10	95	4.5	
CAA	13/10	303/23.3	29	65	.446	5	15	.333	12	15	.800	4	52	56	4.3	21	2	8	75	5.8	