



2019-20 MEN'S BASKETBALL

9 NCAA TOURNAMENT APPEARANCES | 22 PROS IN COEN ERA | 142 CAA WINS SINCE 2006, BEST IN CAA

MBB CONTACT **SCOTT MacDONALD**

 S.MACDONALD@NORTHEASTERN.EDU

100th SEASON

 (919) 619-4137

Game

23

**NORTHEASTERN (11-11, 5-5 CAA)
ELON (6-17, 2-8 CAA)**

SATURDAY, FEB. 1 | 4 P.M.

SCHAR CENTER (5,100)

GENERAL INFORMATION

Northeastern University.....Founded in 1898
Location.....Boston, Mass.
Enrollment.....21,489
Nickname.....Huskies
Colors.....Red and Black
Conference.....Colonial Athletic Association (CAA)
Arena (Capacity).....Matthews Arena (5,066)
Year Opened.....1910
President.....Dr. Joseph Aoun (MIT, '81)
Director of Athletics.....Jeff Konya (Princeton, '95)

BASKETBALL HISTORY

First Year / Record.....1919-20 / 1,244-1,133 (.523)
NCAA Tournament.....9 Appearances (3-9 record)
CAA Titles (joined in 2005).....5
Last Regular Season / Tournament Title.....2018 / 2019

SCHEDULE

NOVEMBER

	EST (TV)
5 at Boston University	W, 72-67
8 HARVARD	W, 84-79
12 at UMass	L, 80-71
16 OLD DOMINION	L, 76-69
19 at Holy Cross	W, 101-44
25 vs. South Alabama - 1	L, 74-62
26 vs. Drake - 1	L, 59-56
27 vs. Weber State - 1	W, 79-69

DECEMBER

4 MAINE	W, 78-63
7 DAVIDSON	L, 70-63
17 at Eastern Michigan	L, 60-55
19 at Detroit Mercy	W, 74-61
28 at Towson *	W, 61-45
30 at James Madison *	W, 88-72

JANUARY

2 ELON *	W, 77-68
4 WILLIAM & MARY *	L, 66-64
9 HOFSTRA *	L, 74-72
16 at College of Charleston *	W, 79-76
18 at UNCW *	L, 76-74 (OT)
23 DREXEL *	W, 85-52
25 DELAWARE *	L, 76-74
30 at William & Mary *	L, 59-58

FEBRUARY

1 at Elon *	4 p.m. (FLOHOOPS)
8 at Hofstra *	4 p.m. (FLOHOOPS)
13 UNCW *	7 P.M. (NESN)
15 COLLEGE OF CHARLESTON *	NOON (FLOHOOPS)
20 at Delaware *	7 p.m. (FLOHOOPS)
22 at Drexel *	2 p.m. (FLOHOOPS)
27 JAMES MADISON *	8 P.M. (NESN+)

MARCH

1 TOWSON *	4 P.M. (CBS SPORTS)
7-10 at CAA tournament - 2	

1 = Gulf Coast Showcase, Estero, Fla. at Hertz Arena

2 = Washington, D.C.; HOME; * = CAA contest

MEDIA INFORMATION

BROADCAST: 7FLOHOOPS

TALENT: Taylor Durham (PxP), Brian Morris (analyst)

BROADCAST:  104.9 FM | wrbbsports.com

TALENT: Milton Posner (PxP), Adam Doucette (analyst)

OFFICIALS: Keith Fogleman, Ben Stirt, Jason Page

LIVE STATS: NUhuskies.com

BE SOCIAL:    @GoNUmbasketball

OPENING TIP

• Northeastern has dropped five conference games by a total of nine points; The Huskies are 1-6 this season (1-5 CAA) in one-possession games

• The Huskies are 8-0 this season when shooting 50 percent or better and 0-7 when their opponent shoots at least 50 percent

• NU is a league-best 16-7 (.696) on the road in CAA play over the last three years; 3-2 this season

• Coach **Bill Coen** is No. 2 all-time in school history with 235 wins and currently has 157 CAA wins, one shy of tying former Drexel Coach Bruiser Flint (158) for second all-time in league history

• Senior **Jordan Roland** checked in at No. 25 on the ESPN.com list of top players in the country through 1 month of the season after scoring an amazing 81 points in the first two games and a single-game school record 42 in a win over Harvard (11/8)

• **Roland** reached 1,000 points in his Northeastern career in just 56 games (18.0 ppg) and is No. 40 now on the NU all-time scoring list

• Senior **Bolden Brace** became the 39th player in program history to reach 1,000 points in his career against Hofstra (1/9) and moved into 32nd on the all-time scoring list with 1,056 points

NORTHEASTERN PROBABLE STARTERS (based off last game)

Pos. No.	Name	Ht./Wt.	Yr.	GP/GS	PPG	RPG	Notes
G	02 Tyson Walker	6-0/162	Fr.	22/22	11.5	2.0	32 pts vs. Elon (5th-most by a FR in NU history)
G	12 Jordan Roland	6-1/171	Sr.-R	22/22	23.2	3.6	5th in NCAA in scoring; 170 pts over last 6 games (28.3)
G	20 Bolden Brace	6-6/225	Sr.	22/22	10.3	6.2	NU history; #5 in 3s made (212) & #32 in pts (1,056)
F	10 Greg Eboigbodin	6-9/225	So.-R	20/6	3.2	5.1	4+ rebs in 13 of his last 16 games
F	14 Max Boursiquot	6-5/211	Jr.-R	20/15	8.0	4.5	Career-high 18 pts vs. Delaware; #4 in CAA w/.550 FG%

RESERVES

G	00 Jason Strong	6-8/217	So.-R	22/0	3.6	2.1	Career-best 10 pts/9 rebs at Detroit
G	01 Vito Cubrilo	6-4/194	Fr.	6/0	0.0	0.0	Played on Croatia U18, U16 & U14 National Teams
G	13 Myles Franklin	6-4/170	Jr.	22/0	3.8	1.0	3-for-3 vs. Delaware, Career-high 2-for-2 from 3
G	21 Guillien Smith	6-1/200	Gr.	18/1	2.3	0.4	46% from 3 this year (10-for-22)
G	22 Quirin Emanga	6-5/215	Fr.	15/0	0.9	1.0	Career-best 5 pts at Holy Cross (11/19)
F	24 Shaquille Walters	6-6/190	Jr.	21/18	6.3	4.3	Season-best 15 pts vs. William & Mary (1/4)
F	32 Connor Braun	6-9/200	Fr.	0/0	0.0	0.0	No. 38 AZ player in HS per azcentral.com in 2019
F	33 Tomas Murphy	6-8/230	Jr.	4/4	9.3	2.8	Has not played since ODU (11/16) due to ankle injury

ON THE HARDWOOD



VS.



HUSKIES

121
Bill Coen (14th)
235-208 (.530)
Same

NET RANKINGS
COACH
RECORD
AT SCHOOL

PHOENIX

320
Mike Schrage (1st)
6-17 (.261)
Same

LEADERS (CAA Rank)

PTS Jordan Roland, 23.2 (1st) / Marcus Sheffield II, 17.1 (7th)
REB Bolden Brace, 6.2 (10th) / Hunter Woods, 6.5 (8th)
AST Tyson Walker, 3.6 (8th) / Hunter McIntosh, 3.0 (10th)

INSIDE THE SERIES

OVERALL: NU leads 8-3
FIRST MEETING: W, 80-61, Boston, Mass. (1/31/15)
AT SCHAR CENTER: 2-0 (1,000)
COEN vs. ELON: 8-3 (.727)
SCHRAGE vs. NU: 0-1 (.000)
OT: NU leads 2-0

ALL-TIME MEETINGS

01/31/15	W	80-61	H	Matthews Arena
02/26/15	L	72-65	A	Alumni Gym
12/31/15	W	86-79	A	Alumni Gym
01/30/16	L	71-67	H	Matthews Arena
01/26/17	L	51-49	H	Matthews Arena
02/23/17	W	105-104 (2OT)	A	Alumni Gym
01/05/18	W	72-60	H	Matthews Arena
02/24/18	W	81-59	A	Schar Center
01/10/19	W	81-70	A	Schar Center
02/09/19	W	72-60 (OT)	H	Matthews Arena
01/02/20	W	77-68	H	Matthews Arena

Pronunciation guide

Max Boursiquot	BORE-seh-ko
Vito Cubrilo	vee-toe coo-BREEL-oh
Greg Eboigbodin	ee-BOYG-boh-din
Quirin Emanga	Q-rin ee-MAIN-ga
Myles Franklin	Miles
Tomas Murphy	Thomas
Guillien Smith	Jillian

LAST GAME SUMMARY

WILLIAM & MARY 59, NORTHEASTERN 58

GAME 22 | Kaplan Arena | Williamsburg, Va. | Jan. 30

Jordan Roland scored 18 points and **Max Boursiquot** added 12 points as Northeastern dropped another CAA game in the closing seconds to first-place William & Mary, 59-58, on Thursday.

Bolden Brace split free throws with 6.8 seconds left to give the Huskies the lead, but the Tribe's Nathan Knight went the length of the floor and scored with 1.5 seconds remaining. Tyson Walker's halfcourt shot was off the mark as the Tribe earned the season sweep.

Walker finished with 10 points and four assists. Knight earned a double-double for W&M, finishing with 17 points and 11 rebounds. William & Mary outscored NU 19-7 from the free-throw line.

LAST BOX SCORE

VISITORS: Northeastern (11-11, 5-5 CAA)

	POS	MIN	FG	3FG	FT	REBS	PF	A	B	S	TP
10	Greg Eboigbodin	F	11	0-1	0-0	0-0	1	5	0	0	0
14	Max Boursiquot	F	31	6-10	0-1	0-2	4	4	0	0	2
02	Tyson Walker	G	36	4-10	0-1	2-4	1	1	4	1	3
12	Jordan Roland	G	40	7-14	1-4	3-3	6	1	1	0	1
20	Bolden Brace	G	29	2-4	1-1	1-2	4	4	1	0	1
24	Shaq Walters		26	2-4	0-0	0-0	6	3	2	0	4
00	Jason Strong		13	1-6	0-0	0-0	4	1	1	0	0
13	Myles Franklin		4	0-0	0-0	0-0	0	1	0	0	0
22	Quirin Emanga		0+	0-1	0-1	0-0	0	0	0	0	0
21	Guillen Smith		10	2-2	1-1	0-0	1	1	0	0	6
TOTALS			24-52	3-11	7-14	32	20	10	1	7	58

1st FG%: 12-31 (38.7%) **2nd FG%:** 12-21 (57.1%) **FG%:** 24-52 (46.2%)
1st 3FG%: 2-6 (33.3%) **2nd 3FG%:** 1-5 (20%) **3FG%:** 3-11 (27.3%)
1st FT%: 3-3 (100%) **2nd FT%:** 4-11 (36.4%) **FT%:** 7-14 (50%)

HOME: William & Mary (16-7, 8-2 CAA)

	POS	MIN	FG	3FG	FT	REBS	PF	A	B	S	TP
11	Andy Van Vliet	F	30	2-11	0-5	3-4	12	4	2	1	0
13	Nathan Knight	C	27	5-12	0-2	7-8	11	4	2	0	1
01	Thornton Scott	G	31	0-3	0-2	2-2	3	0	2	0	1
05	Bryce Barnes	G	25	3-5	0-1	0-0	1	4	0	0	6
12	Luke Loewe	G	36	3-10	1-4	2-3	1	1	2	0	1
02	Tyler Hamilton		20	1-2	0-0	3-3	2	1	1	0	1
10	Rainers Hermanovskis	6	0-0	0-0	0-0	1	0	0	0	0	0
21	Quinn Blair		19	4-6	1-2	2-2	2	2	0	0	1
15	Miguel Ayesa		5	1-2	0-1	0-0	0	0	0	0	2
TOTALS			19-51	2-17	19-22	33	16	9	2	4	59

1st FG%: 7-28 (25%) **2nd FG%:** 12-23 (52.2%) **FG%:** 19-51 (37.3%)
1st 3FG%: 1-10 (10%) **2nd 3FG%:** 1-7 (14.3%) **3FG%:** 2-17 (11.8%)
1st FT%: 9-9 (100%) **2nd FT%:** 10-13 (76.9%) **FT%:** 19-22 (86.4%)

Officials: Dwayne Gladden, Lamar Simpson, AJ Desai

Technical Fouls:




Attendance: 3,405

Score by Periods	1st	2nd	Total
Northeastern	29	29	58
William & Mary	24	35	59

LAST 5 GAMES | STATS

Northeastern (2-3)

	GP/GS	MIN	FG	FG%	3FG	3FG%	A	TP	AVG
12	Jordan Roland	5/5	36.4	51-98	.520	18-41	.439	8	142
02	Tyson Walker	5/5	34.8	19-49	.388	4-14	.286	20	52
14	Max Boursiquot	5/5	24.0	21-38	.553	0-6	.000	2	46
20	Bolden Brace	5/5	31.4	16-31	.516	8-18	.444	9	45
21	Guillen Smith	5/1	18.4	9-18	.500	5-11	.455	5	24
24	Shaq Walters	4/4	18.3	6-13	.462	1-4	.250	3	15
13	Myles Franklin	5/0	16.0	7-13	.538	3-6	.500	4	18
00	Jason Strong	5/0	11.4	5-14	.357	0-3	.000	4	14
10	Greg Eboigbodin	5/1	15.0	3-9	.300	-	-	3	14
22	Quirin Emanga	2/0	4.0	0-2	.000	0-1	.000	1	0
01	Vito Cubrilo	1/0	4.0	0-0	.000	0-0	.000	0	0



00 | F JASON STRONG

CAREER: 61 GP / 3 GS | 2.9 PPG, 1.5 RPG, 0.4 APG

SEASON: 22 GP / 0 GS | 3.6 PPG, 2.1 RPG, 0.6 APG

Made all 3 shots vs. Delaware (1/25) ... Went 4-for-4 from the FT line vs. Drexel (1/23) ... Grabbed a career-best 9 rebounds at Detroit Mercy (12/19) to go with 10 pts ... Set a new career-high with 18 pts at Holy Cross (11/19) ... Shooting 47% from 3 this season

1 | G VITO CUBRILLO

CAREER: First Season

SEASON: 6 GP / 0 GS | 0.0 PPG, 0.0 RPG, 0.2 APG

Played in 6 games this season ... Born and raised in Croatia ... Member of the U14, U16 and U18 Croatian National Teams ... Helped his squad to U14 and U16 national titles

2 | G TYSON WALKER

CAREER: First Season

SEASON: 22 GP / 22 GS | 11.5 PPG, 2.0 RPG, 3.6 APG

Four-time CAA Rookie of the Week (11/11, 11/25, 12/31, 1/6) ... Career-high 32 pts vs. Elon (1/2), making 4-of-7 from long range ... First 20-pt game vs. South Alabama (11/25) ... Reached double-figures in 8 of 10 CAA games this season ... Scoring 13.6 per game in league play

10 | F GREG EBOIGBODIN

CAREER: 50 GP / 8 GS | 2.5 PPG, 3.3 RPG, 0.3 BPG

SEASON: 20 GP / 6 GS | 3.1 PPG, 4.0 RPG, 0.8 APG

Grabbed 11 boards in first two CAA games at Towson (12/28) and JMU (12/30) ... Scored a career-high 13 pts vs. Weber State (11/27) ... Grabbed a career-best 9 rebounds vs. South Alabama (11/25) ... Made his first 19 FTs of the season, now 19-for-21 ... Transfer from Illinois before last season and sat out

12 | G JORDAN ROLAND

CAREER: 126 GP / 57 GS | 10.2 PPG, 1.9 RPG, 1.2 APG

SEASON: 22 GP / 22 GS | 23.2 PPG, 3.6 RPG, 1.8 APG

Surpassed 1,000 pts at NU in 56 games ... Set school record with 42 pts vs. Harvard (11/8) ... Scored 39 pts in opener at BU (11/5) ... Trask Coliseum record 38 pts at UNCW (1/18) ... Leads CAA w/5 30-pt games ... 1,284 career points

13 | G MYLES FRANKLIN

CAREER: 66 GP / 1 GS | 2.2 PPG, 0.8 RPG, 0.8 APG

SEASON: 22 GP / 0 GS | 3.8 PPG, 1.0 RPG, 1.2 APG

Combined 6-for-6 from the floor vs. Drexel and Delaware ... Grabbed a career-high 6 boards at EMU (12/17) ... Career-high 10 pts and 5 steals at Holy Cross (11/19) ... Career-best 6-for-8 from the FT line vs. Drake (11/26)

14 | F MAXIME BOURSQUOT

CAREER: 84 GP / 49 GS | 6.3 PPG, 4.1 RPG, 1.1 APG

SEASON: 20 GP / 15 GS | 8.0 PPG, 4.5 RPG, 1.0 APG

Career-high 18 pts vs. Delaware (1/25) on 7-of-11 shooting ... Consecutive double-doubles (10 pts, 10 rebs) at Detroit (12/19) and EMU (12/17) ... No. 4 in CAA with .550 FG percentage ... Matched a personal-best with 8 double-figure scoring games this season

20 | G BOLDEN BRACE

CAREER: 120 GP / 71 GS | 8.8 PPG, 5.0 RPG, 2.2 APG

SEASON: 22 GP / 22 GS | 10.3 PPG, 6.2 RPG, 2.1 APG

No. 5 in program history w/212 3-pointers ... Near triple-double at JMU (12/30) w/16 pts, 8 rebs, 8 asts ... Back-to-Back double-doubles vs. Hofstra (18 pts, 10 rebs) and at Charleston (19 pts, 11 rebs) ... No. 32 on NU all-time scoring list with 1,056 pts (39th player to reach 1,000)

21 | G GUILLEN SMITH

CAREER: 93 GP / 45 GS | 6.5 PPG, 2.0 RPG, 1.0 APG

SEASON: 18 GP / 1 GS | 2.3 PPG, 0.4 RPG, 0.5 APG

Season-high 8 pts at UNCW (1/18) ... Made 2-of-2 from 3 at Detroit (12/19) ... Went 2-for-4 from long range at EMU (12/17) ... Shooting 46% from 3 this season ... Graduate Transfer from Dartmouth where he made 44 starts in 75 games

22 | F QUIRIN EMANGA

CAREER: First Season

SEASON: 15 GP / 0 GS | 0.9 PPG, 1.1 RPG, 0.1 APG

2-for-6 from the floor in CAA play, and 1-for-3 from 3 ... Blocked a career-best 2 shots vs. Elon (1/2) ... Posted season-high 5 pts and 5 rebs at Holy Cross (11/19) ... Won German National Championship in 2015 & 3x3 National Title in 2018.

24 | F SHAQUILLE WALTERS

CAREER: 52 GP / 18 GS | 4.4 PPG, 2.7 RPG, 1.1 APG

SEASON: 21 GP / 18 GS | 6.3 PPG, 4.3 RPG, 1.5 APG

Handed out career-best 6 assists vs. Hofstra (1/9) ... Scored 12 pts in the 2nd half vs. William & Mary (1/4) and finished with season-best 15 ... Had a career night at JMU (12/30), tallying double-double with 12 pts, 12 rebs, 4 asts and 3 stls

32 | F CONNOR BRAUN

CAREER: First Season

SEASON: 0 GP / 0 GS | 0.0 PPG, 0.0 RPG, 0.0 APG

Named All-Region first team after averaging 14.0 points, 10.0 rebounds and 1.0 block per game as a senior in high school ... Led team to a state title in Arizona

33 | F TOMAS MURPHY

CAREER: 68 GP / 12 GS | 7.4 PPG, 2.9 RPG, 0.9 APG

SEASON: 4 GP / 4 GS | 9.3 PPG, 2.8 RPG, 1.5 APG

Has not played since ODU (11/16) due to ankle injury ... Made a career-best 9 field goals and scored 18 pts at UMass (11/12) ... Played for Finnish National Team in the U20 European Championships in the summer of 2016

6-8, 217 | SO.-R | COCONUT CREEK, FLA.

MAJOR: BUSINESS ADMINISTRATION

HIGHS: 18 pts, 9 rebs, 3 asts

6-4, 194 | FR. | ZAGREB, CROATIA

MAJOR: UNDECIDED

HIGHS: 0 pts, 0 rebs, 1 asts, 0 3-ptrs

6-0, 162 | FR. | WESTBURY, N.Y.

MAJOR: GENERAL STUDIES

HIGHS: 32 pts, 5 rebs, 6 asts, 4 3-ptrs

6-9, 225 | SO.-R | BENIN CITY, NIGERIA

MAJOR: COMMUNICATION STUDIES

HIGHS: 13 pts, 9 rebs, 3 asts, 3 blks

6-1, 171 | SR. | SYRACUSE, N.Y.

MAJOR: CORP./ORG. COMMUNICATIONS

HIGHS: 42 pts, 7 rebs, 8 3-ptrs

6-4, 170 | JR. | BREA, CALIF.

MAJOR: PSYCHOLOGY

HIGHS: 10 pts, 6 rebs, 5 asts, 2 stls

6-5, 211 | JR.-R | OTTAWA, ONTARIO

MAJOR: BIOLOGY

HIGHS: 18 pts, 13 rebs, 5 asts

6-6, 225 | SR. | SANTA BARBARA, CALIF.

MAJOR: PROJECT MANAGEMENT

HIGHS: 40 pts, 14 rebs, 9 asts, 10 3-ptrs

6-1, 200 | SR.-G | BOSTON, MASS.

MAJOR: INTERNATIONAL BUSINESS

HIGHS: 29 pts, 6 rebs, 5 asts

6-5, 215 | FR. | NECKAR, GERMANY

MAJOR: GENERAL STUDIES

HIGHS: 5 pts, 5 rebs, 1 asts, 1 3-pt

6-6, 190 | JR. | LONDON, ENGLAND

MAJOR: COMMUNICATIONS

HIGHS: 20 pts, 12 rebs, 6 asts, 3 stls

6-9, 200 | FR. | TEMPE, ARIZ.

MAJOR: BUSINESS ADMINISTRATION

HIGHS: 0 pts, 0 rebs, 0 asts, 0 3-ptrs

6-8, 230 | JR. | WAKEFIELD, R.I.

MAJOR: PSYCHOLOGY

HIGHS: 21 pts, 12 rebs, 7 assts

HUSKIES BY THE NUMBERS ...

1

The Huskies have held the best RPI ranking of any New England school over the last two years (2017-19).

2

Head Coach **Bill Coen** ranks 2nd all-time in program history with 235 wins. Jim Calhoun (1972-86) holds the record with 250 career wins.

2

CAA wins needed by **Bill Coen** to move ahead of Bruiser Flint for second all-time in CAA history for wins (postseason+regular season).

9

The Huskies made their 9th NCAA tournament appearance in 2019 after winning the CAA tournament.

40

Number of 1,000 point scorers in program history.

42

Jordan Roland's 42 points set a new single-game school record in a win over Harvard in the home opener at Matthews Arena.

83

Conference wins over the last 7-plus years, most by any CAA school.

99

Jordan Roland set a new all-time single-season school record in 3-pointers made last season.

100

Men's Basketball seasons at Northeastern University.

208

Consecutive games that Northeastern has connected on a 3-pointer, dating back to the 2013-14 season.

1,000

Jordan Roland and **Bolden Brace** have both reached the milestone this season.

1,244

All-time wins in Northeastern men's basketball history. This marks the 100th season for the Huskies.

A WIN ON SATURDAY WOULD ...

- Snap a two-game losing streak
- Push the Huskies to 17-7 on the road in CAA play over the last three years
- Be the seventh straight win over Elon
- Give head coach **Bill Coen** 158 CAA wins, tying him for second all-time with former Drexel Coach Bruiser Flint

A LOSS ON SATURDAY WOULD ...

- Hand Northeastern its longest losing streak of the season at three
- Drop the Huskies below .500 in CAA play
- Snap a six-game winning streak against the Phoenix
- Be the first three-game losing streak in league play since Feb. 11-18, 2017

KEEP ROLAND!

- Redshirt senior **Jordan Roland** is one of the top scorers in the country and leads the CAA with 23.2 points per game (#5 in NCAA)
- He led the country in scoring over the first month of the season, and has remained inside the top 15 all season long
- **Roland** has scored 20 or more points in 13 of 22 games this year and leads the CAA with five 30-point games
- He has a team-best 53 career double-digit scoring games
- Roland had a string of 28 straight games with at least one 3-pointer made snapped at Towson (12/28/19), finishing 0-for-5 (He made a shot with his foot on the line in the first half)

NCAA Scoring Leaders

Rk.	Name	PPG	FG%
1.	Markus Howard, Marquette	27.8	.416
2.	Jhivvan Jackson, UTSA	26.0	.418
3.	Jermaine Morrow, Hampton	24.7	.425
4.	Antoine Davis, Detroit Mercy	23.3	.353
5.	Jordan Roland, Northeastern	23.2	.499

A PAIR OF 1,000-POINT SCORERS

- **Bolden Brace** and **Jordan Roland** each surpassed 1,000 points this year for the Huskies
- **Brace** became the 39th player in program history to reach 1,000 points with 18 points vs. Hofstra (1/9) and currently ranks No. 32 on the all-time scoring list with 1,056 points
- **Roland** reached the 1,000 point total for his career with 28 points in the win over Maine (12/4) and surpassed the total at Northeastern in 56 games with 18 at William & Mary (1/30)
- **Roland** currently has 1,284 in his career and 1,008 at Northeastern

OUT-OF-WHACK STAT

- The Huskies entered last Thursday night's game at William & Mary as the No. 2 free-throw shooting team in the country, just over 80 percent for the season
- In the 1-point loss, NU shot a season-low 50 percent (7-for-14)



CAA STANDINGS

THROUGH JAN. 29, 2020

	CONFERENCE			OVERALL			
	W-L-T	PCT	Last 5	W-L-T	PCT	Last 10	STRK
1. William & Mary	8-2	.800	3-2	16-7	.696	8-2	W1
2. Charleston	7-3	.700	2-3	13-9	.591	7-3	W1
Hofstra	7-3	.700	3-2	16-7	.696	7-3	W2
Towson	7-3	.700	5-0	13-9	.591	7-3	W7
5. Delaware	5-4	.556	3-2	15-7	.682	5-5	W3
Drexel	5-4	.556	3-2	12-10	.545	6-4	L2
7. Northeastern	5-5	.500	2-3	11-11	.500	5-5	L2
8. Elon	2-8	.200	2-3	6-17	.261	2-8	L1
UNCW	2-8	.200	2-3	7-16	.304	2-8	L1
10. James Madison	1-9	.100	0-5	8-13	.381	2-8	L7

NORTHEASTERN'S RECORD WHEN ...

home	4-5
away	6-4
neutral	1-2
overtime	0-1
games decided by 3 pts or less	1-6
games decided by 4-5 pts	2-1
games decided by 6-10 pts	2-3
games decided by 11-19 pts	4-1
games decided by 20+ pts	2-0
vs. Top 25	0-0
vs. Top 10	0-0
vs. Mid-Major Top 25	1-2
vs. Power 5 opponents	0-0
scoring first	6-3
leading at the half	9-5
tied at the half	0-0
trailing at the half	2-6
leading with 10 mins remaining	10-2
tied with 10 mins remaining	0-0
trailing with 10 mins remaining	1-9
leading with 5 mins remaining	9-3
tied with 5 mins remaining	0-1
trailing with 5 mins remaining	1-7
NU shoots 50% or better	8-0
NU shoots less than 50%	3-11
NU shoots better than opponent	11-3
NU shoots the same as opponent	0-0
NU shoots worse than opponent	0-8
Opponent shoots 50% or better	0-7
Opponent shoots less than 50%	11-4
NU outrebounds opponent	8-3
Opponent outrebounds NU	3-8
NU equals opponent in rebs	0-0
NU shoots 80% or better from FT line	7-7
NU has more FT attempts	5-4
Opponent has more FT attempts	6-6
NU equals opponent in FT attempts	0-0
NU shoots 40% or better from 3	7-2
NU has less turnovers than opponent	6-3
NU has more turnovers than opponent	4-5
NU equals opponent in turnovers	1-3
NU scores 100+ pts	1-0
NU scores 90-99 pts	0-0
NU scores 80-89 pts	3-0
NU scores 70-79 pts	6-4
NU scores 60-69 pts	1-4
NU scores 50-59	0-3
NU scores less than 50 pts	1-0
Opponent scores 100+ pts	0-0
Opponent scores 90-99 pts	0-0
Opponent scores 80-89 pts	0-1
Opponent scores 70-79 pts	3-6
Opponent scores 60-69 pts	5-2
Opponent scores 50-59	1-2
Opponent scores less than 50 pts	2-0
On Monday	1-1
On Tuesday	2-3
On Wednesday	2-0
On Thursday	4-2
On Friday	1-0
On Saturday	1-5
On Sunday	0-0
In November	4-4
In December	4-2
In January	3-5
In February	0-0
In March	0-0
On National TV (ESPN, ESPN2, CBS Sports)	0-1
On NESN or NESN+	4-4
On FLOHOOPS	6-7
Miscellaneous	
Current Streak	Lost 2
Home court streak	Lost 1
Neutral court streak	Won 1
Road Streak	Lost 2
All-Time Record 100th Season	1,244-1,133 (.523)

• The Huskies have shot 80 percent or higher at the charity stripe in 14 of 22 games this season, and at least 73 percent in all but three games, two losses at UNCW (1/18) and William & Mary (1/30)

HUSKIES CONTINUE TO RANK AMONG THE NCAA LEADERS IN OFFENSE

• The Huskies continue to shoot their way up the NCAA leaderboard as one of the top offensive teams in the country

NCAA Rankings	(through Jan. 27)	Leader
4.	.790 Free Throw Percentage	Pepperdine (.808)
5.	.397 Three-Point FG Percentage	Saint Mary's (.424)
20.	.479 Field Goal Percentage	Dayton (.528)
34.	195 3-pointers made	North Florida (263)

TOP FRESHMAN PERFORMANCES IN PROGRAM HISTORY

• **Tyson Walker** put on one of the best performances in any single game in Northeastern history with his 32-point performance against Elon (1/2/20)

Top Freshman Performances over the last 100 years		
1.	40 by Bolden Brace vs. Elon	2/23/17 Matthews Arena
2.	39 by Malcom Henry vs. AIC	Boston YMCA
3.	38 by J.J. Barea vs. Maine	Walter Brown Arena
	38 by Reggie Lewis vs. Canisius	Matthews Arena
5.	32 by Tyson Walker vs. Elon	1/2/20 Matthews Arena

COEN CLIMBING NORTHEASTERN AND CAA RECORD BOOKS

• Fourteenth-year head coach **Bill Coen** is currently No. 2 all-time in Northeastern history with 235 wins, and No. 3 all-time in the CAA with 157 wins in league and postseason play

Winningest Northeastern Coaches			
1.	Jim Calhoun, 14 seasons	1972-86	250
2.	Bill Coen, 14th season	2007-Present	235
3.	Dick Dukeshire, 13 seasons	1958-71	204

Winningest CAA Coaches (Season/Tourney)			
1.	Jim Larranaga, George Mason	1998-11	183
2.	Bruiser Flint, Drexel	2002-16	158
3.	Bill Coen, Northeastern	2007-Present	157
4.	Blaine Taylor, Old Dominion	2002-13	148
5.	Tony Shaver, William & Mary	2004-Present	138
6.	Dick Tarrant, Richmond	1982-93	106
7.	Tom Pecora, Hofstra	2002-10	98
	Charles “Lefty” Driesell, JMU	1988-97	98
9.	Jerry Wainwright, UNCW	1995-2002	97
10.	Monte’ Ross, Delaware	2007-16	86

Date	Opponent	NU starting lineup (Pos. 1-5)	Lineup Record	Pts	% of Offense	W/L
N5	Boston U.	Walker, Roland, Brace, Boursiquot, Murphy	1-0	70	97%	W
N8	HARVARD	Walker, Roland, Brace, Walters, Murphy	1-0	72	86%	W
N12	UMass	Walker, Roland, Brace, Walters, Murphy	1-1	63	89%	L
N16	OLD DOMINION	Walker, Roland, Brace, Boursiquot, Murphy	1-1	60	87%	L
N19	Holy Cross	Walker, Roland, Brace, Walters, Eboigbodin	1-0	57	56%	W
N25	vs. South Alabama	Walker, Roland, Brace, Walters, Eboigbodin	1-1	47	76%	L
N26	vs. Drake	Walker, Roland, Brace, Walters, Eboigbodin	1-2	37	66%	L
N27	vs. Weber State	Walker, Roland, Brace, Walters, Eboigbodin	2-2	71	90%	W
D4	MAINE	Walker, Roland, Brace, Walters, Eboigbodin	3-2	63	81%	W
D7	DAVIDSON	Walker, Roland, Brace, Boursiquot, Walters	0-1	60	95%	L
17	Eastern Michigan	Walker, Roland, Brace, Boursiquot, Walters	0-2	43	78%	L
19	Detroit Mercy	Walker, Roland, Brace, Boursiquot, Walters	1-2	52	70%	W
28	Towson*	Walker, Roland, Brace, Boursiquot, Walters	2-2	54	89%	W
30	James Madison*	Walker, Roland, Brace, Boursiquot, Walters	3-2	78	89%	W
J2	ELON*	Walker, Roland, Brace, Boursiquot, Walters	4-2	72	94%	W
J4	WILLIAM & MARY*	Walker, Roland, Brace, Boursiquot, Walters	4-3	60	94%	L
J9	HOFSTRA*	Walker, Roland, Brace, Boursiquot, Walters	4-4	64	89%	L
J16	Charleston*	Walker, Roland, Brace, Boursiquot, Walters	5-4	65	82%	W
J18	at UNCW*	Walker, Roland, Brace, Boursiquot, Walters	5-5	68	92%	L
J23	DREXEL*	Walker, Roland, Brace, Boursiquot, Walters	6-5	59	69%	W
J25	DELAWARE*	Walker, Roland, Brace, Smith, Boursiquot	0-1	58	78%	L
J30	William & Mary*	Walker, Roland, Brace, Boursiquot, Eboigbodin	0-1	46	79%	L
F1	Elon*					
F8	Hofstra*					
F13	UNCW*					
F15	CHARLESTON*					
F20	Delaware*					
F22	Drexel*					
F27	JAMES MADISON*					
M1	TOWSON*					

NORTHEASTERN'S RECORD WHEN ...

Leading Scorer

Tyson Walker	2-1	.667
Jordan Roland	8-8	.500
Bolden Brace	1-2	.333
Shaquille Walters	0-1	.000

Leading Rebounder

Jordan Roland	2-1	.667
Bolden Brace	3-2	.600
Shaquille Walters	2-2	.500
Maxime Boursiquot	2-4	.333
Greg Eboigbodin	2-3	.400

Double-Figure Points

Jason Strong	2-0	1.000
Bolden Brace	7-3	.700
Maxime Boursiquot	4-4	.500
Jordan Roland	10-9	.526
Tyson Walker	7-7	.500
Greg Eboigbodin	1-1	.500
Shaquille Walters	1-2	.333
Tomas Murphy	0-1	.000

Double-Figure Rebounds

Shaquille Walters	1-0	1.000
Max Boursiquot	1-1	.500
Bolden Brace	0-2	.000

Double-Figure Assists

Double-Doubles

Shaquille Walters	1-0	1.000
Max Boursiquot	1-1	.500
Bolden Brace	1-2	.333

** In event of a tie for high-scorer-rebounder, both players are credited

NORTHEASTERN'S INDIVIDUAL LEADERS

Consecutive Double-Figure Points

Jordan Roland	6
---------------	---

Double-Figure Games

	Career	'19-20
Jordan Roland	53	19
Bolden Brace	47	10
Maxime Boursiquot	21	8
Tomas Murphy	21	1
Tyson Walker	14	14
Jason Strong	5	2
Greg Eboigbodin	3	2
Shaquille Walters	4	3
Myles Franklin	1	1

20 or more points

	Career	'19-20
Jordan Roland	21	12
Bolden Brace	6	2
Tomas Murphy	3	-
Tyson Walker	2	2

30 or more points

	Career	'19-20
Jordan Roland	6	5
Bolden Brace	1	-
Tyson Walker	1	1

40 or more points

	Career	'19-20
Bolden Brace	1	-
Jordan Roland	1	1

Double-Figure Rebounds

	Career	'19-20
Bolden Brace	13	3
Maxime Boursiquot	4	2
Tomas Murphy	2	-
Shaquille Walters	1	1

WALKER OFF AND RUNNING

- Freshman point guard **Tyson Walker** has earned a league-best CAA Rookie of the Week honors four times (Nov. 11, Nov. 25, Dec. 31, Jan. 6)
- A native of Westbury, N.Y., **Walker** is No. 8 in the CAA by handing out 3.6 assists per game
- He has reached double-figures in 8 of 10 league games (13.6 ppg)
- Walker leads all freshman in the league in scoring (11.5), field goal percentage (.464), assists (79), steals (38) and assist/turnover ratio (1.6)

20 POINTS OR LESS

- On two occasions, the Huskies have held their opponents to less than 20 points in the first half this season
- In the league opener at Towson (12/28), Northeastern held the Tigers to 17 points on 8-of-26 shooting (31%) and 1-of-8 (13%) from 3
- On Thursday night, Northeastern limited Drexel to 24 percent shooting (5-for-21) in the opening 20 minutes, building a 32-point lead at the half, 49-17

LARGEST MARGIN OF VICTORIES FOR THE HUSKIES IN CAA PLAY

- The Huskies defeated Drexel by 33 points, which was the third-best margin of victory since joining the CAA in 2005

Rk.	Margin of Victory	Date	Score	Place
1.	36 pts vs. Delaware	1/5/17	90-54	Matthews Arena
2.	34 pts vs. Drexel	1/9/08	79-45	Matthews Arena
3.	33 pts vs. Drexel	1/23/20	85-52	Matthews Arena
4.	32 pts vs. Delaware	1/7/16	88-56	Matthews Arena
5.	27 pts vs. UNCW	3/5/18	79-52	Charleston Coliseum
6.	26 pts vs. Georgia State	1/5/06	89-63	Matthews Arena
7.	25 pts vs. George Mason	1/7/10	71-46	Matthews Arena
	25 pts vs. Towson	1/20/10	73-48	Towson Center Arena
9.	24 pts vs. Delaware	3/4/18	74-50	Charleston Coliseum
	24 pts vs. Drexel	3/2/19	90-66	DAC

ESPN.COM NAMES ROLAND NO. 25 ON TOP PLAYERS IN THE COUNTRY

- On Dec. 12th, ESPN.com released its top 25 players in the country through the first month of the season, and senior **Jordan Roland** checked in at No. 25
- Roland is 1 of 3 mid-major players on the list, joining Dayton's Obi Toppin and Butler's Kamar Baldwin

HOLDING OPPONENTS UNDER 50 POINTS UNDER BILL COEN

- The Huskies held Towson to 17 first-half points and 1-of-11 (9.1%) from behind the arc to open CAA play (12/28/19)
- This was the fifth time Northeastern has held Towson under 50 points in the series as the Tigers finished with 45
- The Huskies have held two opponents under 50 this season, Holy Cross (11/19) scored 44 points and Towson (12/28)
- In the **Bill Coen** era, the Huskies have held opponents under 50 points on 28 occasions

Rk.	Points	Date	1st-2nd	Place
1.	40 by Drexel	02/02/08	15-25	Philadelphia, Pa.
2.	41 by New Hampshire	12/18/06	15-26	Boston, Mass.
3.	42 by Old Dominion	01/24/09	24-18	Norfolk, Va.
	42 by William & Mary	02/09/08	15-27	Boston, Mass.
	42 by Indiana	12/22/08	18-24	Bloomington, Ind.
6.	44 by Holy Cross	11/19/19	23-21	Worcester, Mass.
	44 by Towson	02/11/16	22-22	Towson, Md.
	44 by Navy	11/22/14	23-21	Uncasville, Conn.
	44 by Charleston	02/15/14	18-26	Charleston, S.C.
	44 by William & Mary	01/03/09	22-22	Boston, Mass.
11.	45 by Towson	12/28/19	17-28	Towson, Md.
	45 by Drexel	01/09/08	19-26	Philadelphia, Pa.
13.	46 by George Mason	01/07/10	22-24	Boston, Mass.
	46 by Drexel	02/25/09	25-21	Philadelphia, Pa.
15.	47 by William & Mary	03/07/10	31-16	Richmond, Va.
	47 by Delaware	01/15/09	25-22	Newark, Del.
17.	48 by Fairfield	11/29/14	16-32	Boston, Mass.
	48 by Towson	01/02/12	23-25	Towson, Md.
	48 by George Mason	02/27/10	20-28	Fairfax, Va.
	48 by Towson	01/20/10	24-24	Towson, Md.
21.	49 by Wentworth	11/12/17	21-28	Boston, Mass.

CollegInsider.com Top 25 Mid-Major Poll

1.	Gonzaga (31)	21-1	775	1	West Coast
2.	Saint Mary's	18-4	702	5	West Coast
3.	Yale	14-4	696	4	Ivy League
4.	East Tennessee St.	18-3	665	6	Southern
5.	Northern Iowa	17-3	664	3	Missouri Valley
6.	UNC Greensboro	16-5	572	7	Southern
7.	Liberty	19-3	568	2	A-Sun
8.	Furman	17-5	559	8	Southern
9.	Stephen F. Austin	17-3	500	9	Southland
10.	Wright State	18-4	471	10	Horizon League
11.	Harvard	13-4	449	13	Ivy League
12.	Akron	16-4	447	16	Mid-American
13.	BYU	15-7	377	11	West Coast
14.	New Mexico State	15-6	315	18	WAC
15.	Colgate	16-5	298	17	Patriot
16.	Kent State	14-6	262	12	Mid-American
17.	Santa Clara	17-5	253	14	West Coast
18.	Bowling Green	15-5	242	21	Mid-American
19.	Murray State	15-5	24	NR	Ohio Valley
20.	Vermont	15-6	194	25	America East
21.	Austin Peay	14-7	188	NR	Ohio Valley
22.	San Francisco	15-7	95	19	West Coast
23.	William & Mary	15-7	93	22	CAA
24.	Winthrop	14-7	61	NR	Big South
25.	Little Rock	15-7	55	NR	Sun Belt

OTHERS RECEIVING VOTES: Loyola 54, Belmont 53, Georgia State 42, Bradley 38, Northern Colorado 27, Pacific 18, South Dakota State 17, Drake 15, Northern Kentucky 15, Delaware 12, Towson 10, Wofford 8, Ball State 7, Hawaii 5, Hofstra 5, Oral Roberts 5, Toledo 5, Arkansas State 4, Montana 1, North Florida 1, Southern Illinois 1, Stony Brook 1.

NCAA Career Active Leaders

Points					
1.	Markus Howard, Marquette	Sr.	G	118 GP	2,492
116.	Jordan Roland, Northeastern	Sr.	G	126 GP	1,284
228.	Bolden Brace, Northeastern	Sr.	G	120 GP	1,056

Free Throw Percentage (Min. 110 free throws made)					
1.	DJ Vasilijevic, Maimi (FL)	Sr.	G	116 GP	.112-.123 .911
27.	Jordan Roland, Northeastern	Sr.	G	126 GP	.183-.212 .863

Rebounds					
1.	Nico Carvacho, Colorado St.	Sr.	C	122 GP	1,179
82.	Bolden Brace, Northeastern	Sr.	G	120 GP	601

3-pointers Made					
1.	Markus Howard, Marquette	Sr.	G	118 GP	393
47.	Jordan Roland, Northeastern	Sr.	G	126 GP	215
52.	Bolden Brace, Northeastern	Sr.	G	120 GP	212

49 by Towson	01/10/15	26-23	Towson, Md.
49 by James Madison	01/29/14	24-25	Boston, Mass.
49 by William & Mary	03/02/12	22-27	Richmond, Va.
49 by Old Dominion	01/05/11	26-23	Norfolk, Va.
49 by Drexel	12/05/09	25-24	Philadelphia, Pa.
49 by Holy Cross	11/22/08	25-24	Boston, Mas.
49 by Delaware	01/30/08	23-26	Newark, Del.

DOUBLE-TROUBLE

- Junior **Shaquille Walters** earned his first-ever double-double at JMU (12/30) last Monday night, finishing with 12 points and a career-high 12 rebounds
- Junior **Max Boursiquot** recorded his second and third double-doubles during the Detroit two-game swing at Eastern Michigan (12/17) and Detroit Mercy (12/19)
- Boursiquot tallied 10 points and 10 rebounds against the Eagles and the Titans
- Senior **Bolden Brace** leads the team with 12 career double-doubles, including consecutive ones vs. Hofstra (1/9) and at Charleston (1/16)

Current players with double-doubles	
Bolden Brace vs. Maine (11/20/16)	10 pts, 10 rebs
Bolden Brace at Hofstra (1/25/18)	14 pts, 10 rebs
Bolden Brace vs. Towson (2/22/18)	10 pts, 11 rebs
Bolden Brace vs. Delaware (12/30/18)	18 pts, 10 rebs
Bolden Brace vs. Charleston (1/17/19)	14 pts, 10 rebs
Bolden Brace vs. Hofstra (2/2/19)	11 pts, 10 rebs
Bolden Brace vs. Elon (2/9/19)	20 pts, 14 rebs
Bolden Brace at Charleston (2/16/19)	13 pts, 11 rebs
Bolden Brace vs. Hofstra (3/12/19)	10 pts, 10 rebs
Bolden Brace at UMass (11/12/19)	20 pts, 12 rebs
Bolden Brace vs. Hofstra (1/9/20)	18 pts, 10 rebs
Bolden Brace at Charleston (1/16/20)	19 pts, 11 rebs
Max Boursiquot vs. Drexel (1/12/17)	17 pts, 11 rebs
Max Boursiquot at Eastern Michigan (12/17/19)	10 pts, 10 rebs
Max Boursiquot at Detroit (12/19/19)	10 pts, 10 rebs
Shaquille Walters at JMU (12/30/19)	12 pts, 12 rebs
Bolden Brace (12 career, 3 in 2019-20)	
Max Boursiquot (3 career, 2 in 2019-20)	
Shaquille Walters (1 in 2019-20)	

HOME SWEET HOME

- The Huskies are an impressive 27-9 (.750) inside Matthews Arena over their last 36 games at home
- In CAA play, Northeastern is 17-6 (.739) over the last three seasons at Matthews Arena, and have won 13 of its last 17 league games at home

BO CLIMBING THE RECORD BOOK

- Senior guard **Bolden Brace** continues to etch his name in the Northeastern record book
- **Brace** moved into No. 5 all-time in 3-pointers made and became the 39th player in school history to reach 1,000 points

3-POINTERS MADE		
1.	255	J.J. Barea (109 games) 2002-06
2.	250	David Walker (133 games) 2012-16
3.	243	Joel Smith (120 games) 2009-13
4.	223	Matt Janning (128 games) 2006-10
5.	212	Bolden Brace (120 games) 2016-20

POINTS		
1.	2,709	Reggie Lewis (122 games) 1983-87
27.	1,114	Harry Barnes (79 games) 1965-68
28.	1,069	Wes Fuller (128 games) 1983-87
29.	1,064	Harold Miller (108 games) 1995-99
30.	1,061	Vasa Pusica (60 games) 2017-19
31.	1,060	Francis X. "Inga" Walsh (64 games) 1944-49
32.	1,056	Bolden Brace (120 games) 2016-20
33.	1,034	Fran Ryan (71 games) 1961-64
34.	1,033	Aaron Davis (111 games) 2001-06
35.	1,030	Zach Stahl (128 games) 2012-16
36.	1,021	Scott Eatherton (67 games) 2013-15
37.	1,017	Leo Osgood (65 games) 1966-69



2019-20 TEAM LEADERS

	Leader	Northeastern
Scoring:	Hofstra, 76.4	4th, 72.5
Defense:	Towson, 65.9	2nd, 66.6
FT%:	Northeastern, .790	
FG%:	Delaware, .480	2nd, .479
FG% Defense:	Towson .400	10th, .455
3PT FG%:	Northeastern, .397	
3PT FG% Defense:	Drexel, .304	3rd, .307
REB Offense:	James Madison, 39.6	10th, 31.1
REB Defense:	Northeastern, 30.2	
REB Margin:	Towson, +4.3	4th, +0.9
Blocked Shots:	William & Mary, 3.8	10th, 1.7
Assists:	Drexel, 14.3	4th, 13.3
Steals:	Northeastern, 7.7	
T/O Margin:	Hofstra, +2.26	3rd, +0.50
Assist/Turnover:	Elon, 1.1	2nd, 1.1
Offensive Rebs:	Drexel, Towson, 10.8	10th, 6.9
Defensive Rebs:	James Madison, 29.2	10th, 24.2
3PT Per Game:	Elon, 9.9	2nd, 8.9

2019-20 CAA PLAYER OF THE WEEK

N11	Jordan Roland, Sr.-R, G, Northeastern	40.5 ppg, 4.0 rpg
N18	Andy Van Vliet, Sr., F, William & Mary	21.5 ppg, 9.0 rpg
N25	Desure Buie, Sr., G, Hofstra	15.0 ppg, 6.0 apg
02	Justyn Mutts, So., F, Delaware	19.0 ppg, 13.0 rpg
09	Nathan Knight, Sr., F, William & Mary	29.0 ppg, 11.0 rpg
016	Nate Darling, Jr., G, Delaware	29.0 ppg, 5.0 apg
	Brian Fobbs, Sr., G, Towson	33.0 ppg, 3.0 rpg
023	Eli Pemberton, Sr., G, Hofstra	23.0 ppg, 5.0 rpg
031	Desure Buie, Sr., G, Hofstra	25.0 ppg, 6.0 rpg
J6	Nathan Knight, Sr., F, William & Mary	19.0 ppg, 11.5 rpg
	Grant Riller, Sr., G, Charleston	28.5 ppg, 8.5 rpg
J13	Allen Bertrand, So., G, Towson	20.5 ppg, 68% FG
J20	Camren Wynter, So., G, Drexel	23.5 ppg, 4.5 apg
J27	Nate Darling, Sr., G, Delaware	22.5 ppg, 4.5 rpg

2019-20 CAA ROOKIE OF THE WEEK

N11	Tyson Walker, Fr., G, Northeastern	13.0 ppg, 3.5 rpg
N18	Julien Wooden, Fr., F, James Madison	16.5 ppg, 5.0 rpg
N25	Tyson Walker, Fr., G, Northeastern	15.0 ppg, 5.0 apg
02	Michael Christmas, Fr., F, James Madison	9.0 ppg, 8.0 rpg
09	Hunter Woods, Fr., G, Elon	16.5 ppg, 6.5 rpg
016	Hunter McIntosh, Fr., G, Elon	15.0 ppg, 3.0 apg
023	Shykeim Phillips, Fr., G, UNCW	9.5 ppg, 4.0 apg
031	Tyson Walker, Fr., G, Northeastern	15.0 ppg, 5.0 apg
J5	Tyson Walker, Fr., G, Northeastern	21 ppg, 2.5 apg
J13	Zac Ervin, Fr., G, Elon	18.0 ppg, .500 3FG%
J20	Shykeim Phillips, Fr., G, UNCW	13.0 ppg, 3.5 rpg
J27	Jason Gibson, Fr., G, Towson	17.0 ppg, .611 FG%

38.	1,017	Dexter Jenkins (112 games)	1987-91
39.	1,015	Jim Moxley (64 games)	1969-72
40.	1,008	Jordan Roland (56 games)	2018-20

3-POINT FG ATTEMPTS

1.	795	J.J. Barea	2002-06
2.	653	David Walker	2012-16
3.	645	Matt Janning	2006-10
4.	609	Joel Smith	2009-13
5.	585	Quincy Ford	2011-16
6.	547	Bolden Brace	2016-20

3-POINT FG PERCENTAGE

1.	.453	John Williams	1984-88
2.	.436	Donnell Gresham	2015-19
3.	.416	Jordan Roland	2018-20
4.	.404	Jonathan Lee	2009-13
5.	.399	Joel Smith	2009-13
6.	.388	Bolden Brace	2016-20
7.	.382	David Walker	2012-16

ROLAND NAMED TO OSCAR ROBERTSON TROPHY WATCH LIST

- **Jordan Roland** is currently No. 3 in the NCAA in scoring (23.4)
- A native of Syracuse, N.Y., **Roland** leads the CAA with five 30-point games
- **Roland** is just 1 of 2 CAA players to be named to the Watch List, joining William & Mary's Nathan Knight



A HISTORIC NIGHT

- In their 100-year history, Northeastern had never beaten an opponent by 57 points until Tuesday night at Holy Cross (11/19), 101-44
- The Huskies outscored the Crusaders 63-23 in the opening half, the most points scored in the first 20 minutes since scoring 60 vs. Lasell on Nov. 22, 2005
- The 101 points scored were the most by a Northeastern team since finishing with 102 vs. Cal State Northridge on Nov. 25, 2005

NCAA APPEARANCES

- The Huskies made their ninth ever appearance in the NCAA tournament in 2019
- NU is 3-9 all-time in the competition with its last win coming in the 1984 Preliminary Round against No. 11 seed Long Island (90-87)
- Head Coach **Bill Coen** made his ninth appearance in the Big Dance and second as a head coach last season
- Coen previously helped Rhode Island make two tournament appearances as an assistant coach (1993, 1997), while helping Boston College to five tournaments as an assistant/associate head coach (2001, 2002, 2004, 2005, 2006)

ROLAND NAMED LOU HENSON AWARD NATIONAL PLAYER OF THE WEEK; CAA PLAYER OF THE WEEK (NOV. 11, 2019)

- Senior **Jordan Roland** scored a program-best 39 points to open a season on the road in a five-point win over a BU, 72-67 (11/5/19)
- He followed that up with a single-game school record 42 points in a five-point win over Harvard (11/8/19)

THE LAST TIME IT HAPPENED...

LAST TIME A NORTHEASTERN PLAYER...

Scored 40+ Points 42** by Jordan Roland vs. Harvard (11/8/19)
Scored 35-39 Points 38 by Jordan Roland at UNCW (1/18/20)
 39 by Jordan Roland at Boston University (11/5/19)
Scored 30-34 Points 33 by Jordan Walker at Charleston (1/16/20)
 32 by Tyson Walker vs. Elon (1/2/20)
 33 by Jordan Roland at James Madison (12/30/19)
Scored 30 Or More Points In Back-To-Back Games
 Jordan Roland at Charleston (33 points, 1/16/20) and UNCW (38 points, 1/18/20)
 Jordan Roland at BU (39 points, 11/5/19) and vs. Harvard (42 points, 11/8/19)
 J.J. Barea at Cornell (35 points, 11/20/04) and at Harvard (30 points, 11/27/04)
Scored 25 or More Points in Back-to-Back Games
 Jordan Roland vs. Drexel (26 points, 1/23/20); vs. Delaware (27 pts, 1/25/20)
Scored 20 or More Points in Five Consecutive Games
 Jordan Roland (1/9/20-1/25/20); vs. Hofstra (28 points, 1/9), at Charleston (33 points, 1/16), at UNCW (38 points, 1/18), vs. Drexel (26 points, 1/23), vs. Delaware (27 points, 1/25)
Grabbed 20 Rebounds 21 by Dan Callahan vs. Vermont (3/4/95)
Grabbed 15-19 Rebounds 19 by Quincy Ford vs. Lipscomb (11/21/15)
Grabbed 10 Offensive Rebounds 11 by Sylbin Robinson vs. Loyola (Md.) (1/2/03)
Made 15+ Field Goals 15 by Jordan Roland at BU (11/5/19)
Made 10-14 Field Goals 12 by Jordan Roland at James Madison (12/30/19)
Attempted 25+ Field Goals 26 by Bolden Brace at Elon (2/23/17)
Attempted 20-24 Field Goals 20 by Jordan Roland vs. Delaware (1/25/20)
Made 8+ 3-pointers 8 by Jordan Roland vs. Hofstra (1/9/20)
Made 7 3-pointers 7 by Vasa Pusica vs. Hofstra (3/12/19)
Made 6 3-pointers 6 by Jordan Roland at Holy Cross (11/19/19)
 6 by Jordan Roland vs. ODU (11/16/19)
 6 by Jordan Roland vs. Harvard (11/8/19)
Attempted 15+ 3-pointers 20 by Bolden Brace at Elon (2/23/17)
Attempted 10+ 3-pointers 11 by Jordan Roland vs. Hofstra (1/9/20)
Made 15+ Free Throws 18 by Jon Lee vs. George Mason (2/22/12)
Made 10+ Free Throws 10 by Jordan Roland vs. Harvard (11/8/19)
 10 by Jordan Roland at Harvard (11/9/18)
Attempted 20+ Free Throws 20 by T.J. Williams vs. Towson (1/28/17)
Attempted 15+ Free Throws 15 by T.J. Williams vs. Boston University (11/11/16)
Had 15 Assists 15 by Bill Loughnane vs. Delaware (12/29/77)**
Had 10+ Assists 11 by Donnell Gresham at Bucknell (11/28/18)
Had 6 Steals 6 by Shawn Ocoeus at Elon (2/24/18)
Had 5 Steals 5 by Vasa Pusica vs. Towson (2/23/19)
Had 5 Blocks 5 by Anthony Green at Elon (2/23/17)
Converted A 4-Point Play Jordan Roland vs. Delaware (1/25/20)
 Jordan Roland vs. ODU (11/16/19)
Posted Back-to-Back Double-Doubles
 Bolden Brace (18 pts, 10 rebs) vs. Hofstra (1/9/20) and
 (19 pts, 11 rebs) at Charleston (1/16/20)
 Max Boursiquot (10 pts, 10 rebs) at Eastern Michigan (12/17/19) and
 (10 pts, 10 rebs) at Detroit Mercy (12/19/19)
Hit A Shot In The Closing Seconds To Send A Game To Overtime
 Demetrius Pollard hit a 3-pointer with one second left in regulation
 (1/11/14 at Drexel) to tie the game at 67. The game would eventually go into double
 overtime, with Drexel taking the 93-88 win.
Hit A Shot At The Buzzer To Win A Game Vasa Pusica drove
 to the basket from halfcourt with 5.3 seconds remaining, laying in the game-winner
 against William & Mary for a 69-67 victory at the buzzer (2/17/18)
Hit A Closing-Seconds Shot To Win A Game Jeremy
 Miller layed in a pass from Caleb Donnelly cutting to the basket to defeat eventual
 No. 1 seed in the CAA, UNCW with 0.8 seconds left in the Huskies 65-63 victory in
 Wilmington (1/2/16)
Scored 20 or more points in a first half
 21 by Jordan Roland at James Madison (12/30/19)
 21 by Jordan Roland at Holy Cross (11/19/19)
Scored 20 or more points in a second half
 25 by Jordan Roland vs. Hofstra (1/9/20)
 23 by Jordan Roland vs. Harvard (11/8/19)
 21 by Jordan Roland at Boston University (11/5/19)
Had A Triple-Double
 T.J. Williams with 26p, 12a, 11r at Elon (2/23/17)
 Shawn James with 17p, 14r, 11b vs. James Madison (2/15/06)
Northeastern Player Made SportCenter's Top 10 Plays
 Anthony Green's posterizing dunk against Davidson was ranked as the No. 9 play
 of the night on Nov. 18.
Opponent Made SportCenter's Top 10 Plays
 Sean East II threw in an 80-footer at the buzzer of the first half to give UMass the
 lead, 36-34, made No. 1 on SC Top 10 plays (11/12/19).

LAST TIME NORTHEASTERN...

Scored 130+ Points 152 points vs. Loyola Marymount (11/24/90)
Scored 120-129 Points 128 vs. Suffolk (12/3/84)
Allowed 120+ Points 123 vs. Loyola Marymount (11/24/90)
Scored 110-119 Points 112 at Tufts (1/29/73)
Allowed 110+ Points 110 vs. Bradley (12/26/86)
Scored 105-109 Points 107 vs. UNCW (2/3/18)
Allowed 105-109 Points 107 at Pennsylvania (12/21/74)
Scored 100-104 Points 101 at Holy Cross (11/19/19)
Allowed 100-104 Points 100 vs. UNCW (2/3/18)
Scored 90+ Points 90 at Drexel (3/2/19)
Allowed 90+ Points 94 at William & Mary (2/2/16)
Scored 60 Points in a Half 63 (1st) at Holy Cross (11/19/19)
Opponent scored 60 Points in a Half 60 (2nd) vs. Drexel (3/8/2014)
Did Not Score 20+ Points in a Half 17 at UNCW (2/25/17)
Opponent Did Not Score 20+ Points in a Half 17 by Drexel (1st) (1/23/20)
 17 by Towson (1st) (12/28/19)
Grabbed 50 Rebounds 50 at Louisiana Tech (12/20/11)
Made 40 Field Goals 42 vs. Lasell (11/22/05), 42-of-66
Made 35-39 Field Goals 39 at Holy Cross (11/19/19)
Attempted 90 Field Goals 106 vs. Loyola Marymount (11/24/90)
Attempted 80 Field Goals 81 at UConn (12/6/04)
Attempted 70 Field Goals 70 at Elon (1/10/19)
Made 20+ 3-pointers 21 vs. Delaware (1/5/17)**
Made 15+ 3-pointers 15 vs. Weber State (11/27/19)
 16 at Holy Cross (11/19/19)
Made 10+ 3-pointers 12 at Charleston (1/16/20)
 12 at James Madison (12/30/19)
 11 vs. ODU (11/16/19)
 11 vs. Harvard (11/8/19)
Attempted 35+ 3-pointers 36 at Elon (2/23/17)
Attempted 30-34 3-pointers 31 at James Madison (12/30/19)
Made 35 Free Throws 35 at James Madison (35-41) (2/18/16)
Had 30 Assists 31 vs. George Mason (12/4/93)
Had 25 Assists 25 at William & Mary (1/18/18)
Had 20-24 Assists 23 at James Madison (12/30/19)
 23 at Holy Cross (11/19/19)
Had 20 Steals 20 vs. Wentworth (11/17/15)**
Had 15-19 Steals 16 vs. Cornell (12/2/12)
Had 10-14 Steals 13 at Holy Cross (11/19/19)
Had 12 Blocks 12 vs. Lasell (11/22/05), 10 by Shawn James
Never trailed in a game W, 79-69 vs. Weber State (11/27/19)
 W, 84-79 vs. Harvard (11/8/19)
Overcame a 21+-Point Deficit To Win
 George Mason held a 24 point lead; NU won 69-67 (3/10/13)
Overcame a 15-20 Point Deficit To Win
 Charleston held a 15-point lead with 16:15 left; NU won 79-76 (1/16/20)
 Kent State held a 17-point lead; NU won 73-70 (11/27/16); Charleston held a
 16-point lead; NU won 73-72 (2/9/17)
Overcame a 10-Point Deficit To Win
 UNCW led 41-28 with 2:45 left in the first; Northeastern won 81-77
 E. Michigan led 30-16 with 7:07 left in the first; Northeastern won 81-67
Overcame a 15-Point Halftime Deficit To Win
 Kent State held a 17-point halftime lead; NU won 73-70 (11/27/16); Charleston held
 a 16-point lead; NU won 73-72 (2/9/17)
Overcame a 10-Point Halftime Deficit To Win
 UNCW led 44-33 (11) with at the half; Northeastern won 81-77
Did Not Make A 3-Pointer at Fairfield (0-11) (12/15/13)
Active 3-point streak 208 games
Had Six Players Score In Double Figures in Same Game 6 vs. Hofstra (2/5/14)
Had Two Players Record Double-Doubles in Same Game
 Donnell Gresham (16p, 11a) and Tomas Murphy (21p, 12r) at Bucknell (11/28/18)
Had Three Players Record Double-Doubles in Same Game
 Anthony Green (14p, 12r), Vasa Pusica (16p, 10a) and Bolden Brace (14p, 10r)
 at Hofstra (1/25/18)
Had Players Record a Triple-Double and Double-Double in Same Game
 T.J. Williams (26p, 12a, 11r) and Anthony Green (11p, 11r) at Elon (2/23/17)
Northeastern Did Not Have A Player Score in Double Figures
 Jan. 28, 2006 at UNCW
Active Double-Digit Scoring Streak 451 games
Opponent Did Not Have A Player Score in Double Figures
 57-48 win vs. Fairfield, highest scorer had 9 points (11/29/14)
Had Three Players Score 20+ Points in Same Game
 W, 72-60 vs. Elon (2/9/19); Vasa Pusica (23), Jordan Roland (21), Bolden Brace
 (20)
 W, 93-83 vs. Drexel (12/28/18); Vasa Pusica (29), Anthony Green (21), Jordan
 Roland (21)
Northeastern Player/Coach was Called for a Technical Foul
 Coach Coen at Charleston (1/16/20) in 2nd half
 Shaquille Walters at UMass (11/12/19) for hanging on the rim
 Shaquille Walters at Detroit Mercy (12/19/19)

HAMILTON '83 | 14TH SEASON | 2018 CAA COACH OF THE YEAR

- 2013 & 2018 NABC District 10 Coach of the Year
- 2013 USBWA District I Coach of the Year
- 2013 Hugh Durham National Coach of the Year Finalist

BILL COEN

- 32 All-CAA selections in 13 seasons
- 22 former players signed professional contracts

THE COEN FILE

Reigning CAA Coach of the Year **Bill Coen** enters his 14th season as head coach of the Northeastern basketball program in 2019-20. He is currently second in school history with 235 wins, trailing Jim Calhoun's 250 from 1972-86. Coen stands third all-time in CAA history with 157 CAA wins (league+postseason), behind former coaches Jim Larranaga (George Mason, 1998-2011 / 183) and Bruiser Flint (Drexel, 2002-16 / 158).

Coen is widely regarded for his ability to evaluate and develop talented players. In his 13 seasons at Northeastern, NU players have earned 32 All-CAA honors, including 10 first team accolades and seven All-Rookie selections. Nineteen of Coen's former players have earned professional contracts and eight Huskies remain active in professional basketball.

Coen's teams have proven that they are contenders in the CAA. The Huskies have finished .500 or better in 10 of Coen's 13 seasons at the helm, including back-to-back 14-win seasons in 2017-18 and 2018-19. Northeastern also has appeared in the CAA Tournament quarterfinals in all 13 seasons under Coen, advanced to the semifinals seven times, and to the title game four times, including back-to-back appearances and two Championship titles, one in 2014-15 and the other in 2018-19. Since Coen took the reins of the Northeastern men's basketball program 13 seasons ago, Northeastern has accomplished the best win percentage among current CAA teams in conference and CAA tournament play.

In 2018-19, Coen and the Huskies captured the CAA Tournament title for the second time in the last five seasons, returning to the NCAA Tournament. The Huskies finished with a 23-11 record, netting back-to-back 20-win seasons for the first time during Coen's tenure and the first time as a program since four-straight 20-win seasons from 1983-87. The Huskies brought a seven-game win-streak into the national tournament where they faced blue blood and No. 17 Kansas in the second round. Following these accomplishments, Coen was tabbed as a finalist for the Hugh Durham National Coach of the Year Award for the second time in his career (2013). Coen coached Vasa Pusica to All-CAA First team, NABC First Team All-Region and USBWA All-District honors while Jordan Roland earned a spot on the All-CAA Third Team.

HEAD COACH ASSOCIATE HEAD COACH ASSISTANT COACH

Northeastern (2006-present)
Boston College (2001-06)
Boston College (1997-2001)
Rhode Island (1989-97)
Hamilton (1987-89)

PLAYER


Hamilton (1979-83)

HONORS

CAA Coach of the Year (2018)
USBWA District I Coach of the Year (2010 & 2013)
NABC District 10 Co-Coach of the Year (2013 & 2018)
NEB Hall of Fame Division I Coach of the Year (2009)
Hugh Durham National Coach of the Year Finalist (2013)

	Overall	CAA	Postseason
2006-07	13-19	9-9	CAA Quarterfinals
2007-08	14-17	9-9	CAA Quarterfinals
2008-09	19-13	12-6	CAA Quarterfinals; CBI Quarterfinals CAA Semifinals; NIT First Round
2009-10	20-13	14-4	CAA Quarterfinals
2010-11	11-20	6-12	CAA Championship; NIT First Round
2011-12	14-17	9-9	CAA Semifinals
2012-13	20-13	14-4 (1st)	CAA Semifinals
2013-14	11-21	7-9	NCAA 2nd Round, CAA Champs
2014-15	23-12	12-6 (T-1st)	CAA Semifinals
2015-16	18-15	9-9	CAA Quarterfinals
2016-17	15-16	8-10	CAA Championship
2017-18	23-10	14-4	NCAA 1st Round CAA Champs
2018-19	23-11	14-4	
2019-20	11-11	5-5	
TOTAL	235-208	142-100	

ON THE BENCH...



Chris Markwood
Associate Head Coach

Sixth season
Maine '05

- Enters his sixth season with the Huskies and second as associate head coach of the program
- Works primarily with the perimeter players
- Came to Northeastern after three seasons as an assistant coach at the University of Vermont (2011-14), where he helped lead the Catamounts to three straight postseason appearances, including an NCAA tournament berth in 2011-12 and an NIT invitation in 2013-14
- Began his coaching career with his alma mater, the University of Maine, where he served as an assistant coach for five seasons
- Began his playing career at Notre Dame before transferring to Maine for his final two seasons of eligibility
- The 2000 Maine Gatorade Player of the Year



Brian McDonald
Assistant Coach

10th season
Northeastern '10

- The former Northeastern student-athlete begins his 10th season on Huntington Avenue after four years as one of the Huskies' leaders on the court
- Works primarily with the guards
- Walked on to the team in 2006, Bill Coen's second year as a head coach of the Huskies
- Appeared in 38 career games for the Huskies and helped lead the team to back-to-back postseason appearances in 2009 and 2010
- Began his coaching career at Northeastern immediately following his playing career
- One of two Northeastern Alums on the coaching staff



Manny Adako
Assistant Coach

Second season
Northeastern '10

- Returns to his alma mater after a seven-year professional basketball career that saw stops in Holland, Egypt, Qatar, and Dubai
- Helped his teams to the Qatar Emir League Cup in 2014, as well as Qatar Prince's Cup victories in 2015 and 2016
- He has earned postseason accolades a total of five times in his career
- A CAA All-Conference honoree, he finished his career ranked 14th all-time at Northeastern in career scoring (1,209) and fourth in career field goal percentage (.541)
- During his time as a Husky, he posted the sixth and seventh-best seasons all-time from the field (.568 and .566)
- Already a Double Husky graduating from Northeastern in 2010 with a bachelor's degree and completing his master's in Informatics from the College of Professional Studies in March 2017



Tom Murphy
Director of
Basketball Advancement

14th season
Springfield '60


- Formerly serving as Associate Head Coach of NU for four seasons, enters his 14th season with the program
- Responsible for head coach Bill Coen's development as a player and a coach
- Has 36 years of head coaching experience, spending 34 at Hamilton College where he coached Coen
- Gave Coen his first coaching job at Hamilton where he was an assistant under him from 1987-89
- Posted a 602-263 record, leading Hamilton to 30 postseason berths and 16 seasons of 20 or more wins.
- Inducted into the New York, Utica & SUNY halls of fame & was named the March of Dimes Coach of the Year in 1999
- A five-time New York State Coach of the Year, a three-time District Coach of the Year and was named the National Coach of the Year in 1979
- Coached 20 All-Americans and a pair of National Players of the Year



Danny Young
Director of
Basketball Operations

Third season
Northeastern '15

- Enters his third season as the director of basketball operations with Northeastern
- As an undergrad, Young was the head manager for the Huskies and played a key role in helping Northeastern return to the NCAA Tournament in 2015 for the first time in 24 years
- Young was involved in all aspects of the operation including video, travel logistics and player assistance working under and learning from an esteemed group of coaches and staff while at Northeastern including current head coach Bill Coen; current UMass Lowell head coach Pat Duquette; current Dartmouth head coach, Dave McLaughlin; current video analyst for the Oklahoma City Thunder Steve Scalzi; and current Director of Performance for the Boston Celtics Art Horne
- While a student, Young also assisted former Northeastern athletic director and NCAA men's basketball selection committee member, Peter Roby, on all facets regarding Roby's committee duties



Nate Bocko
Athletic Trainer

Second season (with
MBB)
Vermont '14

- Bocko joined Northeastern University sports performance staff at the start of the 2016-17 season and after serving two seasons as the primary athletic trainer for the men's soccer program has transitioned to work with the men's basketball program in 2018-19
- Bocko came to Northeastern after spending two seasons working with the University of Vermont men's lacrosse team
- He graduated with a bachelor's degree from UVM in 2014
- During his time at Vermont, Bocko also worked toward a Master's of Science in exercise science and rehabilitation online through California University of Pennsylvania

2019-20 SEASON/CAREER HIGHS

#00 JASON STRONG

Category	Season High	Career High
Points	18 at Holy Cross (11/19/19)	18 at Holy Cross (11/19/19)
Rebounds	9 at Detroit Mercy (12/19/19)	9 at Detroit Mercy (12/19/19)
Assists	3, vs. Hofstra (1/9/20)	3, vs. Hofstra (1/9/20)
Steals	2 vs. Hofstra (1/9/20)	2 vs. Hofstra (1/9/20)
Blocks	1 (3x), Last at Detroit Mercy (12/19/19)	1 (7x), Last at Detroit Mercy (12/19/19)
Minutes	23, Last at Detroit Mercy (12/19/19)	23 (2x), Last at Detroit Mercy (12/19/19)
FG Made	7 at Holy Cross (11/19/19)	7 (2x), Last at Holy Cross (11/19/19)
FG Att.	8 (2x), Last at Detroit Mercy (12/19/19)	10 at Vermont (12/16/18)
3-pt. FG Made	4 at Holy Cross (11/19/19)	4 at Holy Cross (11/19/19)
3-pt. FG Att.	4 at Holy Cross (11/19/19)	5 vs. Davidson (11/18/18)
FT Made	4 vs. Drexel (1/23/20)	3 vs. Drexel (1/23/20)
FT Attempts	4 (2x) Last vs. Drexel (1/23/20)	4 (2x) Last vs. Drexel (1/23/20)

#1 VITO CUBRILLO

Category	Season High	Career High
Points	-	-
Rebounds	-	-
Assists	1 at Holy Cross (11/19/19)	Same
Steals	-	-
Blocks	-	-
Minutes	9 at Holy Cross (11/19/19)	Same
FG Made	-	-
FG Att.	4 at Holy Cross (11/19/19)	Same
3-pt. FG Made	-	-
3-pt. FG Att.	4 at Holy Cross (11/19/19)	Same
FT Made	-	-
FT Attempts	-	-

#2 TYSON WALKER

Category	Season High	Career High
Points	42 at UNCW (1/18/20)	Same
Rebounds	5 (3x), Last at Towson (12/28/19)	Same
Assists	6 (3x), Last vs. Delaware (1/25/20)	Same
Steals	4 vs. Maine (12/4/19)	Same
Blocks	2 vs. Davidson (12/7/19)	Same
Minutes	39 vs. Delaware (1/25/20)	Same
FG Made	12 vs. Elon (1/2/20)	Same
FG Att.	17 vs. Elon (1/2/20)	Same
3-pt. FG Made	4 vs. Elon (1/2/20)	Same
3-pt. FG Att.	7 vs. Elon (1/2/20)	Same
FT Made	4 (3x), Last at UNCW (1/18/20)	Same
FT Attempts	6 at UNCW (1/18/20)	Same

#10 GREG EBOIGBODIN

Category	Season High	Career High
Points	13 vs. Weber State (11/27/19)	13 vs. Weber State (11/27/19)
Rebounds	9 vs. South Alabama (11/25/19)	9 vs. South Alabama (11/25/19)
Assists	3 (2x) Last vs. Drexel (1/23/20)	3 (2x) Last vs. Drexel (1/23/20)
Steals	2 (2x), Last vs. South Alabama (11/25/19)	2 (4x), Last vs. South Alabama (11/25/19)
Blocks	2 vs. Drexel (1/23/20)	3 at Wisconsin (1/19/18)
Minutes	34 vs. South Alabama (11/25/19)	34 vs. South Alabama (11/25/19)
FG Made	5 vs. Weber State (11/27/19)	5 (2x), Last vs. Weber State (11/27/19)
FG Att.	7 vs. South Alabama (11/25/19)	7 (2x), Last vs. South Alabama (11/25/19)
3-pt. FG Made	-	-
3-pt. FG Att.	1 vs. Drake (11/26/19)	1 vs. Drake (11/26/19)
FT Made	4 (3x), Last vs. Drexel (1/23/20)	4 (6x), Last vs. Drexel (1/23/20)
FT Attempts	6 vs. Drexel (1/23/20)	6 vs. Drexel (1/23/20)

#12 JORDAN ROLAND

Category	Season High	Career High
Points	42* vs. Harvard (11/8/19)	* School Record
Rebounds	7(2x) Last vs. Drexel (1/23/20)	7(2x) Last vs. Drexel (1/23/20)
Assists	4 vs. Weber State (11/27/19)	4 (6x), Last vs. Weber State (11/27/19)
Steals	4 (2x), Last at Charleston (1/16/20)	4 (2x), Last at Charleston (1/16/20)
Blocks	1 (6x), Last vs. Elon (1/2/20)	2 (3x), Last vs. UIC (3/20/17)
Minutes	40 (5x), Last at William & Mary (1/30/20)	40(2x) Last at William and Mary (1/30/20)
FG Made	15 at Boston U. (11/5/19)	15 at Boston U. (11/5/19)
FG Att.	24 at Boston U. (11/5/19)	24 at Boston U. (11/5/19)
3-pt. FG Made	8 vs. Hofstra (1/9/20)	8 (2x), Last vs. Hofstra (1/9/20)
3-pt. FG Att.	11 vs. Hofstra (1/9/20)	12 at James Madison (1/26/19)
FT Made	10 vs. Harvard (11/8/19)	10 (2x), Last vs. Harvard (11/8/19)
FT Attempts	11 (2x) at UNCW (1/18/20)	11 (3x), Last at UNCW (1/18/20)

#13 MYLES FRANKLIN

Category	Season High	Career High
Points	10 at Holy Cross (11/19/19)	10 at Holy Cross (11/19/19)
Rebounds	6 at EMU (12/17/19)	6 at EMU (12/17/19)
Assists	5 (2x), Last at EMU (12/17/19)	5 (2x), Last at EMU (12/17/19)
Steals	2 (2x), Last at Holy Cross (11/19/19)	2 (2x), Last at Holy Cross (11/19/19)
Blocks	1 (2x), Last at Charleston (1/16/20)	1 at Holy Cross (11/19/19)
Minutes	29 vs. Drake (11/26/19)	29 vs. Drake (11/26/19)
FG Made	3 (4x), Last vs. Delaware (1/25/20)	3 (5x), Last vs. Delaware (1/25/20)
FG Att.	8 (2x), Last vs. South Alabama (11/25/19)	8 (2x), Last vs. South Alabama (11/25/19)
3-pt. FG Made	2 (4x), Last vs. Delaware (1/25/20)	2 (5x), Last vs. Delaware (1/25/20)
3-pt. FG Att.	4 (2x), Last at Detroit Mercy (12/19/19)	4 (3x), Last at Detroit Mercy (12/19/19)
FT Made	6 vs. Drake (11/26/19)	6 vs. Drake (11/26/19)
FT Attempts	8 vs. Drake (11/26/19)	8 vs. Drake (11/26/19)

#14 MAXIME BOURSIQUOT

Category	Season High	Career High
Points	18 vs. Delaware (1/25/20)	18 vs. Delaware (1/25/20)
Rebounds	10 (2x), Last at Detroit Mercy (12/19/19)	13 at Drexel (1/2/17)
Assists	4 (2x), Last at Detroit Mercy (12/19/19)	5 vs. Harvard (11/30/17)
Steals	4 vs. Drexel (1/23/20)	4 vs. Drexel (1/23/20)
Blocks	1 (4x), Last at Charleston (1/16/20)	1 (14x), Last at Charleston(1/16/20)
Minutes	32 vs. Delaware (1/25/20)	47 at Elon (2/23/17)
FG Made	7 vs. Delaware (1/25/20)	8 at Oakland (12/20/16)
FG Att.	11 vs. Delaware (1/25/20)	15 at Oakland (12/20/16)
3-pt. FG Made	2 (2x), Last vs. Davidson (12/7/19)	3 (3x), Last vs. James Madison (1/7/18)
3-pt. FG Att.	5 vs. Davidson (12/7/19)	5 vs. Davidson (12/7/19)
FT Made	4 (2x), Last vs. Delaware (1/25/20)	4 (4x), Last vs. Delaware (1/25/20)
FT Attempts	5 at EMU (12/17/19)	5 at EMU (12/17/19)

#20 BOLDEN BRACE

Category	Season High	Career High
Points	22 at Detroit Mercy (12/19/19)	40 at Elon (2/23/17)
Rebounds	12 at UMass (11/12/19)	14 vs. Elon (2/9/19)
Assists	8 at JMU (12/30/19)	9 vs. Hofstra (3/12/19)
Steals	4 vs. Maine (12/4/19)	4 vs. Maine (12/4/19)
Blocks	1 (3x), Last at EMU (12/17/19)	2 (5x), Last vs. Kansas (3/21/19)
Minutes	39 at EMU (12/17/19)	50 at Elon (2/23/17)
FG Made	7 (5x), Last vs. Drexel (1/23/20)	14 at Elon (2/23/17)
FG Att.	14 at Charleston (1/16/20)	26 at Elon (2/23/17)
3-pt. FG Made	4 (3x), Last at Charleston (1/16/20)	10 at Elon (2/23/17)
3-pt. FG Att.	9, at Charleston(1/16/20)	20 at Elon (2/23/17)
FT Made	5 (2x), Last at JMU (12/30/19)	6 (3x), Last vs. Hofstra (3/12/19)
FT Attempts	6 (2x), Last at JMU (12/30/19)	7 (2x), Last at Hofstra (1/25/18)

#21 GUILIEN SMITH

Category	Season High	Career High
Points	8 at UNCW (1/18/20)	29 at Bryant (12/22/16)
Rebounds	2 vs. Drexel (1/23/20)	6 vs. Maine (12/10/16)
Assists	2 (3x), Last vs. Drexel (1/23/20)	5 (3x), Last at Penn (3/3/17)
Steals	2 at Charleston (1/16/20)	3 (3x), Last vs. Columbia (2/18/17)
Blocks	1(2x) Last vs. Drexel (1/23/20)	1 (5x), Last vs. Drexel (1/23/20)
Minutes	24 vs. Drexel (1/23/20)	37 vs. Columbia (2/18/17)
FG Made	3 at UNCW (1/18/20)	10 at Bryant (12/22/16)
FG Att.	9 at UNCW (1/18/20)	18 at Bryant (12/22/16)
3-pt. FG Made	2 (3x), Last at UNCW (1/18/20)	5 at Bryant (12/22/16)
3-pt. FG Att.	6 at UNCW (1/18/20)	9 at Bryant (12/22/16)
FT Made	1 (3x), Last at William & Mary (1/30/20)	10 at LIU Brooklyn (12/18/16)
FT Attempts	2 (2x), Last vs. Elon (1/2/20)	12 at LIU Brooklyn (12/18/16)

#22 QUIRIN EMANGA

Category	Season High	Career High
Points	5 at Holy Cross (11/19/19)	Same
Rebounds	5 at Holy Cross (11/19/19)	Same
Assists	1(2x) Last vs. Drexel (1/23/20)	Same
Steals	2 at Holy Cross (11/19/19)	Same
Blocks	2 vs. Elon (1/2/20)	Same
Minutes	16 at Holy Cross (11/19/19)	Same
FG Made	2 at Holy Cross (11/19/19)	Same
FG Att.	4 at Holy Cross (11/19/19)	Same
3-pt. FG Made	1 (3x), Last at JMU (12/30/19)	Same
3-pt. FG Att.	3 at Holy Cross (11/19/19)	Same
FT Made	-	-
FT Attempts	-	-

#24 SHAQUILLE WALTERS

Category	Season High	Career High
Points	15 vs. William & Mary (1/4/20)	20 vs. La Verne (11/10/17)
Rebounds	12 at JMU (12/30/19)	12 at JMU (12/30/19)
Assists	6 vs. Hofstra (1/9/20)	6 vs. Hofstra (1/9/20)
Steals	3 at JMU (12/30/19)	3 at JMU (12/30/19)
Blocks	2 at Detroit Mercy (12/19/19)	2 at Detroit Mercy (12/19/19)
Minutes	37 vs. Davidson (12/7/19)	37 vs. Davidson (12/7/19)
FG Made	6 vs. William & Mary (1/4/20)	8 vs. La Verne (11/10/17)
FG Att.	11 vs. William & Mary (1/4/20)	11 vs. William & Mary (1/4/20)
3-pt. FG Made	2 vs. Weber State (11/27/19)	2 vs. Weber State (11/27/19)
3-pt. FG Att.	4 (5x), Last at UNCW (1/18/20)	4 (5x), Last at UNCW (1/18/20)
FT Made	4 at Detroit Mercy (12/19/19)	4 (2x), Last at Detroit Mercy (12/19/19)
FT Attempts	4 (4x), Last at JMU (12/30/19)	4 (6x), Last at JMU (12/30/19)

#33 TOMAS MURPHY

Category	Season High	Career High
Points	18 at UMass (11/12/19)	21 (3x), Last vs. Towson (2/23/19)
Rebounds	5 at UMass (11/12/19)	12 (2x), Last vs. Towson (2/23/19)
Assists	2 (2x), Last vs. ODU (11/16/19)	7 vs. Eastern Michigan (12/1/18)
Steals	1 vs. ODU (11/16/19)	2 (3x), Last vs. Towson (2/23/19)
Blocks	2 vs. Harvard (11/8/19)	Same
Minutes	32 at UMass (11/12/19)	37 vs. Towson (2/23/19)
FG Made	9 at UMass (11/12/19)	9 at UMass (11/12/19)
FG Att.	12 at UMass (11/12/19)	14 at Bucknell (11/28/18)
3-pt. FG Made	-	3 at Boston U. (11/10/17)
3-pt. FG Att.	1 vs. ODU (11/16/19)	6 at Boston U. (11/10/17)
FT Made	2 at Boston U. (11/5/19)	5 (4x), Last vs. William & Mary (2/17/18)
FT Attempts	2 (2x), Last vs. Harvard (11/8/19)	6 (4x), Last vs. William & Mary (2/17/18)

2019-20 SEASON STATS

2019-2020 Northeastern University Men's Basketball Overall Statistics (as of Jan 30, 2020)

Overall Record: 11-11 Conf: 5-5 Home: 4-5 Away: 6-4 Neutral: 1-2

#	Player	GP-GS	MIN	AVG	FG		3PT		FT		Rebounds				PF	DQ	A	TO	BLK	STL	PTS	AVG
					FG-FGA	FG%	3FG-FGA	3FG%	FT-FTA	FT%	OFF	DEF	TOT	AVG								
12	Roland, Jordan	22-22	811	36.9	177-354	.500	71-163	.436	85-95	.895	11	68	79	3.6	35	0	39	37	6	38	510	23.2
02	Walker, Tyson	22-22	683	31.0	98-211	.464	27-72	.375	30-47	.638	9	34	43	2.0	55	0	79	48	5	38	253	11.5
20	Brace, Bolden	22-22	703	32.0	76-158	.481	44-98	.449	30-40	.750	27	109	136	6.2	49	1	47	27	3	24	226	10.3
33	Murphy, Tomas	4-4	117	29.3	17-24	.708	0-1	.000	3-4	.750	5	6	11	2.8	10	0	6	8	3	1	37	9.3
14	Boursiquot, Maxime	20-15	465	23.3	66-120	.550	9-23	.391	18-25	.720	18	72	90	4.5	63	2	21	43	4	30	159	8.0
24	Walters, Shaquille	21-18	514	24.5	49-114	.430	10-43	.233	25-32	.781	8	82	90	4.3	44	1	32	36	3	13	133	6.3
13	Franklin, Myles	22-0	320	14.5	26-65	.400	14-37	.378	17-22	.773	7	16	23	1.0	27	0	27	27	2	8	83	3.8
00	Strong, Jason	22-0	249	11.3	31-66	.470	7-17	.412	11-14	.786	14	33	47	2.1	26	0	14	7	3	3	80	3.6
10	Eboigbodin, Greg	20-6	311	15.6	21-44	.477	0-1	.000	19-21	.905	28	69	97	4.9	52	1	15	17	5	5	61	3.1
21	Smith, Guillen	18-1	153	8.5	14-37	.378	10-22	.455	3-5	.600	2	6	8	0.4	10	0	9	10	2	7	41	2.3
22	Emanga, Quirin	15-0	85	5.7	5-13	.385	3-9	.333	0-0	.000	2	13	15	1.0	6	0	2	3	2	3	13	0.9
01	Cubriilo, Vito	6-0	14	2.3	0-5	.000	0-5	.000	0-0	.000	0	0	0	0.0	0	0	1	0	0	0	0	0.0
Total		22	4425	201.1	580-1211	.479	195-491	.397	241-305	.790	151	533	684	31.1	377	5	292	269	38	170	1596	72.55
Opponents			4425	201.1	539-1185	.455	133-433	.307	255-363	.702	168	497	665	30.2	340	4	216	280	49	121	1466	66.64

Team Statistics	NU	OPP
SCORING	1596	1466
Points Per Game	72.5	66.6
Scoring Margin	5.9	-
FIELD GOALS-ATT	580-1211	539-1185
Field Goal Pct	.479	.455
3 POINT FG-ATT	195-491	133-433
3PT FG Pct	.397	.307
3PT Made Per Game	8.9	6.0
FREE THROWS-ATT	241-305	255-363
FT Pct	.790	.702
FT Made Per Game	11.0	11.6
REBOUNDS	684	665
Rebounds Per Game	31.1	30.2
Rebounds Margin	0.9	-
ASSISTS	292	216
Assists Per Game	13.3	9.8
TURNOVERS	269	280
Turnovers Per Game	12.2	12.7
Turnovers Margin	0.5	-
Assist/Turnover Ratio	1.1	0.8
STEALS	170	121
Steals Per Game	7.7	5.5
BLOCKS	38	49
Blocks Per Game	1.7	2.2
ATTENDANCE	10,440	20,925
Dates/Avg Per Date	9-1,160	10-2,093
Neutral Site #/Avg	-	3-363

Conf	Date	Opponent	W/L	Score	Att.
	11/05/19	at Boston University	W	72-67	1171
	11/08/19	HARVARD	W	84-79	1557
	11/12/19	at Massachusetts	L	71-80	2145
	11/16/19	ODU	L	69-76	2209
	11/19/19	at Holy Cross	W	101-44	1432
	11/25/19	vs South Alabama	L	62-74	346
	11/26/19	vs Drake	L	56-59	427
	11/27/19	vs Weber State	W	79-69	317
	12/04/19	MAINE	W	78-63	628
	12/07/19	DAVIDSON	L	63-70	1501
	12/17/19	at Eastern Michigan	L	55-60	1077
	12/19/19	at Detroit Mercy	W	74-61	1151
*	12/28/19	at Towson	W	61-45	1102
*	12/30/19	at James Madison	W	88-72	1890
*	01/02/20	ELON	W	77-68	631
*	01/04/20	WILLIAM & MARY	L	64-66	901
*	01/09/20	HOFSTRA	L	72-74	1202
*	01/16/20	at Col. of Charleston	W	79-76	4340
*	01/18/20	at UNCW	L (OT)	74-76	3212
*	01/23/20	DREXEL	W	85-52	794
*	01/25/20	DELAWARE	L	74-76	1017
*	01/30/20	at William & Mary	L	58-59	3405

* = Conference game

Score by Periods	1st	2nd	OT	Total
Northeastern	796	792	8	1596
Opponents	667	789	10	1466

2019-2020 Northeastern University Men's Basketball Overall Statistics (as of Jan 30, 2020)

Conference Games Only

Conf: 5-5 Home: 2-3 Away: 3-2 Neutral: 0-0

#	Player	GP-GS	MIN	AVG	FG		3PT		FT		Rebounds				PF	DQ	A	TO	BLK	STL	PTS	AVG
					FG-FGA	FG%	3FG-FGA	3FG%	FT-FTA	FT%	OFF	DEF	TOT	AVG								
12	Roland, Jordan	10-10	363	36.3	87-180	.483	33-75	.440	34-40	.850	9	35	44	4.4	13	0	16	13	2	17	241	24.1
02	Walker, Tyson	10-10	344	34.4	53-113	.469	14-41	.341	16-26	.615	4	18	22	2.2	26	0	39	19	2	16	136	13.6
20	Brace, Bolden	10-10	330	33.0	37-73	.507	19-41	.463	19-25	.760	10	52	62	6.2	18	0	26	11	0	13	112	11.2
14	Boursiquot, Maxime	10-10	244	24.4	37-68	.544	2-11	.182	8-11	.727	6	39	45	4.5	33	1	8	18	2	15	84	8.4
24	Walters, Shaquille	9-8	226	25.1	21-46	.457	4-13	.308	9-12	.750	3	43	46	5.1	18	0	16	15	0	6	55	6.1
00	Strong, Jason	10-0	110	11.0	13-31	.419	0-4	.000	6-8	.750	7	12	19	1.9	14	0	7	1	0	2	32	3.2
21	Smith, Guilien	10-1	113	11.3	9-21	.429	5-13	.385	2-3	.667	1	4	5	0.5	8	0	8	6	1	7	25	2.5
13	Franklin, Myles	10-0	124	12.4	10-22	.455	3-12	.250	1-2	.500	1	7	8	0.8	11	0	7	9	1	3	24	2.4
10	Eboigbodin, Greg	10-1	123	12.3	4-14	.286	0-0	.000	10-12	.833	13	27	40	4.0	26	1	3	8	3	0	18	1.8
22	Emanga, Quirin	7-0	43	6.1	2-6	.333	1-3	.333	0-0	.000	1	7	8	1.1	3	0	2	2	2	1	5	0.7
01	Cubbrilo, Vito	3-0	5	1.7	0-1	.000	0-1	.000	0-0	.000	0	0	0	0.0	0	0	0	0	0	0	0	0.0
Total		10	2025	202.5	273-575	.475	81-214	.379	105-139	.755	61	256	317	31.7	170	2	132	104	13	80	732	73.20
Opponents			2025	202.5	249-540	.461	55-181	.304	111-154	.721	65	255	320	32.0	154	3	99	132	15	42	664	66.40

Team Statistics	NU	OPP
SCORING	732	664
Points Per Game	73.2	66.4
Scoring Margin	6.8	-
FIELD GOALS-ATT	273-575	249-540
Field Goal Pct	.475	.461
3 POINT FG-ATT	81-214	55-181
3PT FG Pct	.379	.304
3PT Made Per Game	8.1	5.5
FREE THROWS-ATT	105-139	111-154
FT Pct	.755	.721
FT Made Per Game	10.5	11.1
REBOUNDS	317	320
Rebounds Per Game	31.7	32.0
Rebounds Margin	-0.3	-
ASSISTS	132	99
Assists Per Game	13.2	9.9
TURNOVERS	104	132
Turnovers Per Game	10.4	13.2
Turnovers Margin	2.8	-
Assist/Turnover Ratio	1.3	0.8
STEALS	80	42
Steals Per Game	8.0	4.2
BLOCKS	13	15
Blocks Per Game	1.3	1.5
ATTENDANCE	4,545	13,949
Dates-Avg Per Date	5-909	5-2,790
Neutral Site #-Avg	-	0-0

Date	Opponent	W/L	Score	Att.
12/28/19	at Towson	W	61-45	1102
12/30/19	at James Madison	W	88-72	1890
01/02/20	ELON	W	77-68	631
01/04/20	WILLIAM & MARY	L	64-66	901
01/09/20	HOFSTRA	L	72-74	1202
01/16/20	at Col. of Charleston	W	79-76	4340
01/18/20	at UNCW	L (OT)	74-76	3212
01/23/20	DREXEL	W	85-52	794
01/25/20	DELAWARE	L	74-76	1017
01/30/20	at William & Mary	L	58-59	3405

Score by Periods	1st	2nd	OT	Total
Northeastern	355	369	8	732
Opponents	294	360	10	664

PLAYER CAREER STATS

MAX BOURSQUOT

CAREER STATISTICS

			FG			3-Point			Free Throw			Rebounds								Scoring	
	GP/GS	MIN/AVG	FG	FGA	PCT	FG	FGA	PCT	FT	FTA	PCT	OFF	DEF	TOT	AVG	AST	BLK	STL	PTS	AVG	
2016-17	31/2	625/20.2	62	127	.488	10	18	.556	29	42	.690	39	91	130	4.2	20	6	10	163	5.3	
2017-18	33/32	648/19.6	87	168	.518	13	40	.325	22	32	.688	35	91	126	3.8	42	7	25	209	6.3	
2018-19	-REDSHIRT SEASON-																				
2019-20	20/15	465/23.3	66	120	.550	9	23	.391	18	25	.720	18	72	90	4.5	21	4	30	159	8.0	
TOTAL	84/49	1738/20.7	215	415	.518	32	81	.395	69	99	.697	92	254	346	4.1	83	17	65	531	6.3	

CAA STATISTICS

	GP/GS		MIN/AVG		FG			3-Point			Free Throw			Rebounds				Scoring			
					FG	FGA	PCT	FG	FGA	PCT	FT	FTA	PCT	OFF	DEF	TOT	AVG	AST	BLK	STL	PTS
2016-17	18/4	404/22.4	36	70	.514	8	14	.571	13	21	.619	22	66	88	4.9	15	4	4	93	5.2	
2017-18	18/18	326/18.1	45	88	.511	7	20	.350	14	19	.737	22	43	65	3.6	19	4	17	111	6.2	
2018-19	-REDSHIRT SEASON-																				
2019-20	10/10	244/24.4	37	68	.544	2	11	.182	8	11	.727	6	39	45	4.5	8	2	15	84	8.4	
TOTAL	46/32	974/21.2	118	226	.522	17	45	.378	35	51	.686	49	148	198	4.3	42	10	36	288	6.3	

BOLDEN BRACE

CAREER STATISTICS

	GP/GS		MIN/AVG		FG			3-Point			Free Throw			Rebounds				Scoring				
	GP	GS	MIN	AVG	FG	FGA	PCT	FG	FGA	PCT	FT	FTA	PCT	OFF	DEF	TOT	AVG	AST	BLK	STL	PTS	AVG
2016-17	31	9	757	24.4	75	207	.362	56	172	.326	25	31	.806	14	88	102	3.3	49	9	12	231	7.5
2017-18	33	6	812	24.6	82	178	.461	55	139	.396	42	51	.824	24	132	156	4.7	72	14	21	261	7.9
2018-19	34	34	1067	31.4	111	235	.472	57	138	.413	59	74	.797	26	181	207	6.1	92	9	32	338	9.9
2019-20	22	22	701	31.9	76	158	.481	44	98	.449	30	40	.750	27	109	136	6.2	47	3	25	226	10.3
TOTAL	120	71	3336	27.8	344	778	.442	212	547	.388	156	196	.796	91	510	601	5.0	260	35	90	1056	8.8

CAA STATISTICS

	GP/GS	MIN/AVG	FG	FGA	PCT	FG	FGA	PCT	FT	FTA	PCT	OFF	DEF	TOT	AVG	AST	BLK	STL	PTS	AVG
2016-17	18/6	517/28.7	61	152	.401	45	124	.363	16	18	.889	8	56	64	3.6	37	8	8	183	10.2
2017-18	18/0	473/26.3	48	99	.485	33	77	.429	27	33	.818	15	84	99	5.5	42	7	12	156	8.7
2018-19	18/18	625/34.2	69	146	.473	33	80	.413	31	40	.775	14	108	122	6.8	48	5	18	202	11.2
2019-20	10/10	328/32.8	37	73	.507	19	41	.463	19	25	.760	10	52	62	6.2	26	0	14	112	11.2
TOTAL	64/34	1933/30.2	215	470	.457	130	322	.404	93	116	.802	47	300	347	5.4	153	20	52	653	10.2

VITO CUBRILO

CAREER STATISTICS

			FG			3-Point			Free Throw			Rebounds								Scoring	
	GP/GS	MIN/AVG	FG	FGA	PCT	FG	FGA	PCT	FT	FTA	PCT	OFF	DEF	TOT	AVG	AST	BLK	STL	PTS	AVG	
2019-20	6/0	14/2.3	0	5	.000	0	5	.000	0	0	.000	0	0	0	0.0	1	0	0	0	0.0	

CAA STATISTICS

	GP/GS		MIN/AVG		FG			3-Point			Free Throw			Rebounds				Scoring			
					FG	FGA	PCT	FG	FGA	PCT	FT	FTA	PCT	OFF	DEF	TOT	AVG	AST	BLK	STL	PTS
2019-20	3/0	5/1.7	0	1	.000	0	1	.000	0	0	.000	0	0	0	0.0	0	0	0	0	0.0	

GREG EBOIGBODIN

CAREER STATISTICS

			FG			3-Point			Free Throw			Rebounds								Scoring	
	GP/GS	MIN/AVG	FG	FGA	PCT	FG	FGA	PCT	FT	FTA	PCT	OFF	DEF	TOT	AVG	AST	BLK	STL	PTS	AVG	
2017-18*	30/2	318/10.6	27	49	.551	0	0	.000	11	25	.440	33	40	73	2.4	8	11	11	65	2.2	
2018-19	-REDSHIRT SEASON-																				
2019-20	20/6	311/15.6	21	44	.477	0	1	.000	19	21	.905	28	69	97	4.9	15	5	5	61	3.1	
TOTAL	50/8	629/12.6	48	93	.516	0	1	.000	30	46	.652	61	109	170	3.4	23	16	16	126	2.5	

* Stats at Illinois

LEAGUE STATISTICS

			FG			3-Point			Free Throw			Rebounds						Scoring		
	GP/GS	MIN/AVG	FG	FGA	PCT	FG	FGA	PCT	FT	FTA	PCT	OFF	DEF	TOT	AVG	AST	BLK	STL	PTS	AVG
2017-18*	17/2	238/13.9	24	37	.649	0	0	.000	8	18	.444	21	29	50	3.1	7	8	6	56	3.2
2018-19	-REDSHIRT SEASON-																			
2019-20	10/1	123/12.3	4	14	.286	0	0	.000	10	12	.833	13	27	40	4.0	3	3	0	21	2.1
TOTAL	27/3	361/13.4	28	51	.549	0	0	.000	18	30	.600	34	56	90	3.3	10	11	6	74	2.7
CAA	10/1	123/12.3	4	14	.286	0	0	.000	10	12	.833	13	27	40	4.0	3	3	0	21	2.1

PLAYER CAREER STATS

QUIRIN EMANGA

CAREER STATISTICS

			FG			3-Point			Free Throw			Rebounds								Scoring	
	GP/GS	MIN/AVG	FG	FGA	PCT	FG	FGA	PCT	FT	FTA	PCT	OFF	DEF	TOT	AVG	AST	BLK	STL	PTS	AVG	
2019-20	15/0	84/5.6	5	13	.385	3	9	.333	0	0	.000	2	13	15	1.0	2	2	2	13	0.9	

CAA STATISTICS

			FG			3-Point			Free Throw			Rebounds								Scoring	
	GP/GS	MIN/AVG	FG	FGA	PCT	FG	FGA	PCT	FT	FTA	PCT	OFF	DEF	TOT	AVG	AST	BLK	STL	PTS	AVG	
2019-20	7/0	42/6.0	2	6	.333	1	3	.333	0	0	.000	1	7	8	1.1	2	2	0	5	0.7	

MYLES FRANKLIN

CAREER STATISTICS

			FG			3-Point			Free Throw			Rebounds					Scoring				
	GP/GS	MIN/AVG	FG	FGA	PCT	FG	FGA	PCT	FT	FTA	PCT	OFF	DEF	TOT	AVG	AST	BLK	STL	PTS	AVG	
2017-18	16/0	58/3.6	5	13	.384	2	8	.250	3	6	.500	0	6	6	0.4	3	0	1	15	0.9	
2018-19	28/1	288/10.3	13	42	.310	7	24	.292	16	26	.615	9	15	24	0.9	21	0	2	49	1.8	
2019-20	22/0	321/14.6	26	65	.400	14	37	.378	17	22	.773	7	16	23	1.0	27	2	8	83	3.8	
TOTAL	66/1	667/10.1	44	120	.367	23	69	.333	36	54	.667	16	37	53	0.8	49	2	11	147	2.2	

CAA STATISTICS

			FG			3-Point			Free Throw			Rebounds					Scoring				
			GP/GS	MIN/AVG	FG	FGA	PCT	FG	FGA	PCT	FT	FTA	PCT	OFF	DEF	TOT	AVG	AST	BLK	STL	PTS
2017-18	5/0	10/2.0	1	3	.333	0	2	.000	0	2	.000	0	1	1	0.2	0	0	1	2	0.4	
2018-19	14/0	133/9.5	8	18	.444	5	12	.417	9	15	.600	6	4	10	0.7	10	0	1	30	2.1	
2019-20	10/0	125/12.5	10	22	.455	3	12	.250	1	2	.500	1	7	8	0.8	7	1	3	24	2.4	
TOTAL	29/0	268/9.2	19	43	.442	8	26	.308	10	19	.526	7	12	19	0.7	17	1	5	56	1.9	

TOMAS MURPHY

CAREER STATISTICS

			FG			3-Point			Free Throw			Rebounds					Scoring				
	GP/GS	MIN/AVG	FG	FGA	PCT	FG	FGA	PCT	FT	FTA	PCT	OFF	DEF	TOT	AVG	AST	BLK	STL	PTS	AVG	
2017-18	33/0	533/16.2	88	155	.568	4	16	.250	37	49	.755	39	40	79	2.4	26	3	4	217	6.6	
2018-19	31/8	590/19.0	100	198	.505	13	28	.464	37	50	.740	35	70	105	3.4	27	4	12	250	8.1	
2019-20	4/4	117/29.3	17	24	.708	0	1	.000	3	4	.750	5	6	11	2.8	6	3	1	37	9.3	
TOTAL	68/12	1230/18.1	205	377	.544	17	45	.378	77	103	.748	79	116	195	2.9	59	10	17	504	7.4	

CAA STATISTICS

			FG			3-Point			Free Throw			Rebounds								Scoring	
	GP/GS	MIN/AVG	FG	FGA	PCT	FG	FGA	PCT	FT	FTA	PCT	OFF	DEF	TOT	AVG	AST	BLK	STL	PTS	AVG	
2017-18	18/0	291/16.2	53	87	.609	1	5	.200	26	30	.867	21	22	43	2.4	13	1	3	133	7.4	
2018-19	15/1	266/17.7	48	88	.545	9	16	.563	10	13	.769	18	32	50	3.3	8	2	7	115	7.7	
2019-20	DNP																				
TOTAL	33/1	557/16.9	101	175	.577	10	21	.476	36	43	.837	39	54	93	2.8	21	3	10	248	7.5	

JORDAN ROLAND

CAREER STATISTICS

			FG			3-Point			Free Throw			Rebounds										Scoring	
	GP/GS	MIN/AVG	FG	FGA	PCT	FG	FGA	PCT	FT	FTA	PCT	OFF	DEF	TOT	AVG	AST	BLK	STL	PTS	AVG			
2015-16*	35/0	163/4.7	11	45	.244	2	14	.143	17	22	.773	5	9	14	0.4	5	1	5	41	1.2			
2016-17*	35/11	703/20.1	88	185	.476	43	103	.417	16	23	.696	16	54	70	2.0	48	10	27	235	6.7			
2017-18	-REDSHIRT SEASON-																						
2018-19	34/24	1038/30.5	167	370	.451	99	246	.402	65	72	.903	16	65	81	2.4	58	8	40	498	14.6			
2019-20	22/22	809/36.8	177	355	.499	71	163	.436	85	95	.895	11	68	79	3.6	39	6	39	510	23.2			
TOTAL	126/57	2713/21.5	443	955	.464	215	526	.409	183	212	.863	48	196	244	1.9	150	25	111	1284	10.2			
NU TOTAL	56/46	1847/33.0	344	725	.474	170	409	.416	150	167	.898	27	133	160	2.9	97	14	79	1008	18.0			

* at George Washington

LEAGUE STATISTICS

LEAGUE STATISTICS

			FG			3-Point			Free Throw			Rebounds					Scoring				
	GP/GS	MIN/AVG	FG	FGA	PCT	FG	FGA	PCT	FT	FTA	PCT	OFF	DEF	TOT	AVG	AST	BLK	STL	PTS	AVG	
2015-16*	17/0	89/5.2	6	27	.222	1	9	.111	11	13	.846	3	6	9	0.5	2	0	2	24	1.4	
2016-17*	18/4	354/19.7	42	93	.452	22	52	.423	4	7	.571	7	21	28	1.6	21	6	13	110	6.1	
2017-18	-REDSHIRT SEASON-																				
2018-19	18/12	555/30.8	87	204	.426	51	133	.383	36	41	.878	10	35	45	2.5	32	6	24	261	14.5	
2019-20	10/10	361/36.1	87	180	.483	33	75	.440	34	40	.850	9	35	44	4.4	16	2	18	241	24.1	
TOTAL	63/26	1359/21.6	222	504	.440	107	269	.398	85	101	.842	29	97	126	2.0	71	14	57	636	10.1	
A-10	35/4	443/12.7	48	120	.400	23	61	.377	15	20	.750	10	27	37	1.1	23	6	15	134	3.8	
CAA	28/22	916/32.7	174	384	.453	84	208	.404	70	81	.864	19	70	89	3.2	48	8	42	502	17.9	

PLAYER CAREER STATS

GUILIEN SMITH

CAREER STATISTICS

			FG			3-Point			Free Throw			Rebounds								Scoring	
	GP/GS	MIN/AVG	FG	FGA	PCT	FG	FGA	PCT	FT	FTA	PCT	OFF	DEF	TOT	AVG	AST	BLK	STL	PTS	AVG	
2015-16*	28/8	412/14.7	49	129	.380	13	45	.289	29	37	.784	7	30	37	1.3	14	0	11	140	5.0	
2016-17*	27/27	778/28.8	107	248	.431	34	92	.370	76	101	.752	11	84	95	3.5	49	1	20	324	12.0	
2017-18*	3/3	81/27.0	10	29	.345	2	9	.222	9	91	.000	1	6	7	2.3	4	0	2	31	10.3	
2018-19*	17/6	258/15.2	23	73	.315	8	38	.211	16	20	.800	5	29	34	2.0	16	2	8	70	4.1	
2019-20	18/1	153/8.5	14	37	.378	10	22	.455	3	5	.600	2	6	8	0.4	9	2	7	41	2.3	
Total	93/45	1681/18.1	203	518	.392	67	206	.325	133	172	.773	26	155	181	1.9	92	5	48	606	6.5	

* - at Dartmouth

LEAGUE STATISTICS

			FG			3-Point			Free Throw			Rebounds				AST	BLK	STL	Scoring	
	GP/GS	MIN/AVG	FG	FGA	PCT	FG	FGA	PCT	FT	FTA	PCT	OFF	DEF	TOT	AVG				PTS	AVG
2015-16*	14/3	204/14.6	22	62	.355	4	15	.267	15	21	.714	2	14	16	1.1	6	0	5	63	4.5
2016-17*	14/14	405/28.9	58	134	.433	15	45	.333	30	45	.667	7	37	44	3.1	25	1	9	161	11.5
2017-18*	-REDSHIRT SEASON-																			
2018-19*	11/1	128/11.6	11	33	.333	4	18	.222	8	12	.667	3	16	19	1.7	7	1	3	34	3.1
2019-20	10/1	113/11.3	9	21	.429	5	13	.385	2	3	.667	1	4	5	0.4	8	1	7	25	2.5
TOTAL	49/19	850/17.3	100	250	.400	28	91	.308	55	81	.679	13	83	84	1.7	46	3	24	283	5.8
IVY	39/18	737/18.9	91	229	.397	23	78	.295	53	78	.679	12	67	79	2.0	38	2	17	258	6.6

JASON STRONG

CAREER STATISTICS

			FG			3-Point			Free Throw			Rebounds								Scoring	
	GP/GS	MIN/AVG	FG	FGA	PCT	FG	FGA	PCT	FT	FTA	PCT	OFF	DEF	TOT	AVG	AST	BLK	STL	PTS	AVG	
2017-18	10/0	31/3.1	0	11	.000	0	3	.000	0	0	.000	1	1	2	0.2	2	0	0	0	0.0	
2018-19	29/3	279/9.6	40	83	.482	10	30	.333	7	10	.700	12	31	43	1.5	6	4	3	97	3.3	
2019-20	22/0	250/11.4	31	66	.470	7	17	.412	11	14	.786	14	33	47	2.1	14	3	3	80	3.6	
Total	61/3	560/9.2	71	160	.444	17	50	.340	18	24	.750	27	65	92	1.5	22	7	6	177	2.9	

CAA STATISTICS

			FG			3-Point			Free Throw			Rebounds								Scoring	
	GP/GS	MIN/AVG	FG	FGA	PCT	FG	FGA	PCT	FT	FTA	PCT	OFF	DEF	TOT	AVG	AST	BLK	STL	PTS	AVG	
2017-18	1/0	2/2.0	0	1	.000	0	0	.000	0	0	.000	0	0	0	0.0	0	0	0	0	0.0	
2018-19	15/1	106/7.1	8	23	.348	1	8	.125	2	3	.667	3	11	14	0.9	4	2	1	19	1.3	
2019-20	10/0	111/11.1	13	31	.419	0	4	.000	6	8	.750	7	12	19	1.9	7	0	2	32	3.2	
Total	26/1	219/8.4	21	55	.382	1	12	.083	8	11	.727	10	23	33	1.3	10	2	3	51	2.0	

TYSON WALKER

CAREER STATISTICS

			FG			3-Point			Free Throw			Rebounds								Scoring	
	GP/GS	MIN/AVG	FG	FGA	PCT	FG	FGA	PCT	FT	FTA	PCT	OFF	DEF	TOT	AVG	AST	BLK	STL	PTS	AVG	
2019-20	22/22	685/31.1	98	211	.464	27	72	.375	30	47	.638	9	34	43	2.0	79	5	37	253	11.5	

CAA STATISTICS

	GP/GS		MIN/AVG		FG			3-Point			Free Throw			Rebounds				AST	BLK	STL	Scoring	
					FG	FGA	PCT	FG	FGA	PCT	FT	FTA	PCT	OFF	DEF	TOT	AVG				PTS	AVG
2019-20	10/10	346/34.6	53	113	.469	14	41	.341	16	26	.615	4	18	22	2.2	39	2	15	136	13.6		

SHAQUILLE WALTERS

CAREER STATISTICS

			FG			3-Point			Free Throw			Rebounds								Scoring	
	GP/GS	MIN/AVG	FG	FGA	PCT	FG	FGA	PCT	FT	FTA	PCT	OFF	DEF	TOT	AVG	AST	BLK	STL	PTS	AVG	
2017-18*	21/0	311/14.8	31	67	.463	7	22	.318	10	18	.556	2	35	37	1.8	15	3	4	79	3.8	
2018-19	10/0	123/12.3	3	17	.176	0	4	.000	10	14	.714	1	12	13	1.3	7	1	3	16	1.6	
2019-20	21/18	515/24.5	49	114	.430	10	43	.233	25	32	.781	8	82	90	4.3	32	3	13	133	6.3	
TOTAL	52/18	950/18.3	83	198	.419	17	69	.246	45	64	.703	11	129	140	2.7	55	7	20	228	4.4	
NU TOTAL	31/18	639/20.6	52	131	.397	10	47	.213	35	46	.761	9	94	103	3.3	40	4	16	149	4.8	

* at Santa Clara

LEAGUE STATISTICS

	GP/GS	MIN/AVG	FG			3-Point			Free Throw			Rebounds				AST	BLK	STL	Scoring	
			FG	FGA	PCT	FG	FGA	PCT	FT	FTA	PCT	OFF	DEF	TOT	AVG				PTS	AVG
2017-18*	8/0	112/14.0	7	22	.318	4	10	.400	2	5	.400	1	11	12	1.5	7	3	2	20	2.5
2018-19	2/0	7/3.5	0	0	.000	0	0	.000	0	0	.000	0	1	1	0.5	0	0	0	0	0.0
2019-20	9/8	227/25.2	21	46	.457	4	13	.308	9	12	.750	3	43	46	5.1	16	0	6	55	6.1
TOTAL	19/8	346/18.2	28	68	.412	8	23	.348	11	17	.647	4	59	59	3.1	23	3	8	75	3.9
CAA	11/8	234/21.3	21	46	.457	4	13	.308	9	12	.750	3	47	47	4.3	16	0	6	55	5.0