




2019-20 MEN'S BASKETBALL

9 NCAA TOURNAMENT APPEARANCES | 22 PROS IN COEN ERA | 139 CAA WINS SINCE 2006, BEST IN CAA

100th SEASON

MBB CONTACT **SCOTT MacDONALD**

 S.MACDONALD@NORTHEASTERN.EDU

 (919) 619-4137

Game

16

**NORTHEASTERN (9-6, 3-0 CAA)
WILLIAM & MARY (10-5, 2-0 CAA)**

SATURDAY, JAN. 4 | 4 P.M.
MATTHEWS ARENA (5,066)

GENERAL INFORMATION

Northeastern University.....Founded in 1898
Location.....Boston, Mass.
Enrollment.....21,489
Nickname.....Huskies
Colors.....Red and Black
Conference.....Colonial Athletic Association (CAA)
Arena (Capacity).....Matthews Arena (5,066)
Year Opened.....1910
President.....Dr. Joseph Aoun (MIT, '81)
Director of Athletics.....Jeff Konya (Princeton, '95)

BASKETBALL HISTORY

First Year / Record.....1919-20 / 1,242-1,128 (.524)
NCAA Tournament.....9 Appearances (3-9 record)
CAA Titles (joined in 2005).....5
Last Regular Season / Tournament Title.....2018 / 2019

SCHEDULE

NOVEMBER		EST (TV)
5	at Boston University	W, 72-67
8	HARVARD	W, 84-79
12	at UMass	L, 80-71
16	OLD DOMINION	L, 76-69
19	at Holy Cross	W, 101-44
25	vs. South Alabama - 1	L, 74-62
26	vs. Drake - 1	L, 59-56
27	vs. Weber State - 1	W, 79-69

DECEMBER		EST (TV)
4	MAINE	W, 78-63
7	DAVIDSON	L, 70-63
17	at Eastern Michigan	L, 60-55
19	at Detroit Mercy	W, 74-61
28	at Towson *	W, 61-45
30	at James Madison *	W, 88-72

JANUARY		EST (TV)
2	ELON *	W, 77-68
4	WILLIAM & MARY *	4 P.M. (NESN*)
9	HOFSTRA *	8 P.M. (CBS SPORTS)
16	at College of Charleston *	7 p.m. (FLOHOOPS)
18	at UNCW *	7 p.m. (FLOHOOPS)
23	DREXEL *	7 P.M. (NESN)
25	DELAWARE *	NOON (NESN)
30	at William & Mary *	7 p.m. (FLOHOOPS)

FEBRUARY		EST (TV)
1	at Elon *	4 p.m. (FLOHOOPS)
8	at Hofstra *	4 p.m. (FLOHOOPS)
13	UNCW *	7 P.M. (NESN)
15	COLLEGE OF CHARLESTON *	NOON (FLOHOOPS)
20	at Delaware *	7 p.m. (FLOHOOPS)
22	at Drexel *	2 p.m. (FLOHOOPS)
27	JAMES MADISON *	8 P.M. (NESN*)

MARCH		EST (TV)
1	TOWSON *	4 P.M. (CBS SPORTS)
7-10	at CAA tournament - 2	

1 = Gulf Coast Showcase, Estero, Fla. at Hertz Arena
2 = Washington, D.C.; **HOME**; * = CAA contest

MEDIA INFORMATION

BROADCAST:  NESN+

TALENT: Alex Vispoli (PxP), Kevin Gehl (analyst),
Michelle Fenelon (sideline)

BROADCAST:  104.9 FM | wrbb.org

TALENT: Milton Posner (PxP), Matt Neiser (analyst)

OFFICIALS: Paul Faia, Ed Corbett, Phil Sallustio

LIVE STATS: NUhuskies.com

BE SOCIAL:    @GoNUmbasketball

OPENING TIP

• Northeastern is off to a 3-0 start in CAA play for the fourth time in program history since joining the league in 2005; The Huskies started a program-best 8-0 in the 2012-13 season

• The Huskies have won eight straight home games in CAA action, and 12 of the last 13 dating back to last season

• Northeastern is riding a season-best four-game winning streak

• Freshman **Tyson Walker** scored a career-high 32 points (5th-best in school history for a freshman) in the win over Elon last Thursday night; He is the reigning CAA Rookie of the Week

• Coach **Bill Coen** is No. 3 all-time in CAA wins with 155, three shy of former Drexel Coach Bruiser Flint for No. 2

• **Roland** scored an amazing 81 points in his first two games this season, including a single-game school record 42 in a win over Harvard, 84-79 (11/8); He was recently named No. 25 on the ESPN.com list of top players in the country through 1 month of the season

• The Huskies are shooting 45% from 3 (93-209) in their 9 wins, compared to 35% (48-139) in their 6 losses

• NU has protected its second-half leads, going 9-0 when leading with 10 minutes remaining

NORTHEASTERN PROBABLE STARTERS (based off last game)

Pos.	No.	Name	Ht./Wt.	Yr.	GP/GS	PPG	RPG	Notes
G	02	Tyson Walker	6-0/162	Fr.	15/15	12.1	1.9	32 pts vs. Elon (5th-most by a FR in NU history)
G	12	Jordan Roland	6-1/171	Sr.-R	15/15	22.2	3.2	No. 8 in NCAA in scoring / Leads CAA w/30+ pt games
G	20	Bolden Brace	6-6/225	Sr.	15/15	9.9	6.2	No. 6 all-time in 3s made (200), 41st in points (978)
F	14	Max Boursiquot	6-5/211	Jr.-R	13/8	7.4	4.7	Team-best 8 rebs vs. Elon
F	24	Shaquille Walters	6-6/190	Jr.	15/13	6.6	4.2	Career-best 12 rebs and season-high 12 pts at JMU

RESERVES

G	00	Jason Strong	6-8/217	So.-R	15/0	3.9	2.2	10 pts & career-high 9 rebs at Detroit Mercy (12/19)
G	01	Vito Cubrilo	6-4/194	Fr.	5/0	0.0	0.0	Played on Croatia U18, U16 & U14 National Teams
F	10	Greg Eboigbodin	6-9/225	So.-R	13/5	3.6	5.2	5+ rebs in 8 of his last 9 games
G	13	Myles Franklin	6-4/170	Jr.	15/0	4.1	1.3	Career-high 6 boards & 5 asts at EMU (12/17)
G	21	Guillien Smith	6-1/200	Gr.	11/0	1.5	0.3	4-for-7 from 3 (57%) over last 5 games
G	22	Quirin Emanga	6-5/215	Fr.	11/0	1.2	1.1	Career-best 5 pts at Holy Cross (11/19)
F	32	Connor Braun	6-9/200	Fr.	0/0	0.0	0.0	No. 38 AZ player in HS per azcentral.com in 2019
F	33	Tomas Murphy	6-8/230	Jr.	4/4	9.3	2.8	Has not played since ODU (11/16) due to ankle injury

ON THE HARDWOOD



VS.



HUSKIES

128
Bill Coen (14th)
232-203 (.533)
Same

NET RANKINGS
COACH
RECORD
AT SCHOOL

TRIBE

125
Dane Fischer (1st)
10-5 (.667)
Same

LEADERS (CAA Rank)

PTS Jordan Roland, 22.2 (1st) / Nathan Knight, 19.9 (4th)
REB Bolden Brace, 6.2 (T-11th) / Nathan Knight, 9.8 (2nd)
AST Tyson Walker, 3.5 (9th) / Bryce Barnes, 4.2 (5th)

INSIDE THE SERIES

OVERALL: NU leads 15-12
FIRST MEETING: W, 84-69, Boston, Mass. (2/6/06)
AT MATTHEWS ARENA: NU leads 10-2 (.833)
COEN vs. TRIBE: 14-12 (.538)
FISCHER vs. NU: First meeting
OT: NU leads 1-0

LAST 10 MEETINGS (NU leads 7-3)

02/18/15	W	75-64	H	Matthews Arena
03/09/15	W	72-61	N	Royal Farms Arena (Md.)
01/09/16	L	78-60	A	Kaplan Arena
02/04/16	L	86-77	H	Matthews Arena
12/31/16	W	84-64	H	Matthews Arena
02/02/17	L	94-69	A	Kaplan Arena
01/18/18	W	90-70	A	Kaplan Arena
02/17/18	W	69-67	H	Matthews Arena
01/12/19	W	90-70	A	Kaplan Arena
02/07/19	W	72-60	H	Matthews Arena

Pronunciation guide

Max Boursiquot	BORE-seh-ko
Vito Cubrilo	vee-toe coo-BREEL-oh
Greg Eboigbodin	ee-BOYG-boh-din
Quirin Emanga	Q-rin ee-MAIN-ga
Myles Franklin	Miles
Tomas Murphy	Thomas
Guillien Smith	Jillian

LAST GAME SUMMARY

NORTHEASTERN 77, ELON 68

GAME 15 | Matthews Arena | Boston, Mass. | Jan. 22

Tyson Walker scored a career-high 32 points and **Jordan Roland** finished with 17 to lead Northeastern past Elon, 77-68, on Thursday night inside Matthews Arena. The Huskies have won eight straight at home in league play.

Bolden Brace tallied 10 points, three rebounds and two steals. **Max Boursiquot** led the way on the glass with eight rebounds.

Elon came back from 14 points down in the second half to slice the deficit to two with just over 2 minutes remaining, but the Huskies' Walker made consecutive jumpers that led to a 10-0 run and seal the victory.

LAST BOX SCORE

VISITORS: Elon (4-10, 0-2 CAA)

	POS	MINS	FG	3FG	FT	REBS	PF	A	S	B	TP
25 Hunter Woods	F	27	4-10	2-7	2-2	9	2	2	0	0	12
33 Simon Wright	F	35	1-3	1-2	0-0	8	2	3	0	0	3
00 Hunter McIntosh	G	37	6-11	4-6	1-2	3	3	3	0	0	17
04 Marcus Sheffield II	G	37	8-21	1-6	0-2	8	5	1	1	0	37
14 Zac Irvin	G	17	2-6	1-4	1-2	1	0	1	0	0	6
01 Chuck Hannah		23	2-2	0-0	0-0	3	1	1	0	0	4
03 Seth Fuller		3	0-1	0-1	0-0	0	0	0	0	0	0
05 Federico Poser		5	2-3	0-0	0-0	1	1	0	0	0	4
10 Kris Wooten		16	2-2	1-1	0-0	1	0	0	0	0	5
TOTALS		27-59	10-27	4-8		37	14	11	0	0	68

1st FG%: 14-26 (53.8%)	2nd FG%: 13-33 (39.4%)	FG%: 27-59 (45.8%)
1st 3FG%: 4-9 (44.4%)	2nd FG%: 6-18 (33.3%)	FG%: 10-27 (37.0%)
1st FT%: 1-2 (50%)	2nd FT%: 3-6 (50%)	FT%: 4-8 (50%)

HOME: NORTHEASTERN (9-6, 3-0 CAA)

		POS	MINS	FG	3FG	FT	REBS	PF	A	S	B	TP
14	Max Boursiquot	F	29	3-6	1-2	0-0	8	3	2	1	0	7
24	Shaq Walters	F	29	2-6	0-2	2-3	5	4	2	0	0	6
02	Tyson Walker	G	30	12-17	4-7	4-5	0	1	2	0	3	32
12	Jordan Roland	G	39	6-15	2-4	3-3	4	0	2	3	1	17
20	Bolden Brace	G	37	3-6	2-3	2-2	3	0	1	1	0	10
00	Jason Strong		11	1-3	0-0	0-0	1	1	0	0	0	2
10	Greg Eboigbodin		3	0-0	0-0	0-0	0	1	0	0	0	0
13	Myles Franklin		11	1-3	0-2	0-0	0	0	2	0	0	2
21	Guillen Smith	0+	0-0	0-0	0-0	1-2	0	0	0	0	0	1
22	Quirin Emanga		11	0-0	0-0	0-0	2	0	1	0	2	0
TOTALS				28-61	3-15	13-23	34	18	11	3	1	72

1st FG%: 16-27 (59.3%)	2nd FG%: 12-29 (41.4%)	FG%: 28-56 (50%)
1st 3FG%: 7-12 (58.3%)	2nd FG%: 2-8 (25%)	FG%: 9-20 (45%)
1st FT%: 3-3 (100%)	2nd FT%: 9-12 (75%)	FT%: 12-15 (80%)

Officials: Brian O'Connell, Adam Vandenburg, Brian Zink

Technical Fouls: N/A

Attendance: 631

Score by Periods	1st	2nd	Total
Elon	33	35	68
Northeastern	42	35	77

LAST 5 GAMES | STATS

Northeastern (4-1)

	GP/GS	MIN	FG	FG%	3FG	3FG%	A	TP	AVG
12 Jordan Roland	5/5	37.4	30-73	.411	9-30	.300	9	83	16.6
2 Tyson Walker	5/5	30.6	29-48	.604	13-24	.542	16	77	15.4
20 Bolden Brace	5/5	33.2	19-43	.442	12-28	.429	14	62	12.4
14 Max Boursiquot	5/5	25.6	15-29	.517	2-5	.400	10	41	8.2
24 Shaq Walters	5/5	27.0	12-32	.375	2-13	.154	10	36	7.2
00 Jason Strong	5/0	14.0	7-22	.318	1-3	.333	3	20	4.0
13 Myles Franklin	5/0	13.2	5-16	.313	3-13	.231	9	14	2.8
21 Guillen Smith	5/0	5.2	4-12	.333	1-2	.500	1	13	2.6
10 Greg Eboigbodin	3/0	11.3	1-3	.333	0-0	.000	0	4	1.3
22 Quirin Emanga	5/0	6.8	2-3	.667	1-2	.500	1	5	1.0
01 Vito Cubrilo	2/0	0.5	0-1	.000	0-1	.000	0	0	0.0



00 | F JASON STRONG

6-8, 217 | SO.-R | COCONUT CREEK, FLA.


CAREER: 54 GP / 3 GS | 2.9 PPG, 1.4 RPG, 0.3 APG

MAJOR: BUSINESS ADMINISTRATION

SEASON: 15 GP / 0 GS | 3.9 PPG, 2.1 RPG, 0.5 APG

HIGHS: 18 pts, 9 rebs, 2 asts

Grabbed a career-best 9 rebs at Detroit Mercy (12/19) to go with 10 pts ... Set a new career-high with 18 pts at Holy Cross (11/19) ... Shooting 50% from 3 this season



1 | G VITO CUBRILLO

CAREER: First Season

6-4, 194 | FR. | ZAGREB, CROATIA

MAJOR: UNDECIDED

SEASON: 5 GP / 0 GS | 0.0 PPG, 0.0 RPG, 0.0 APG

HIGHS: 0 pts, 0 rebs, 0 asts, 0 3-ptrs

Played in 5 games this season ... Born and raised in Croatia ... Member of the U14, U16 and U18 Croatian National Teams ... Helped his squad to U14 and U16 national titles



2 | G TYSON WALKER

CAREER: First Season

6-0, 162 | FR. | WESTBURY, N.Y.

MAJOR: GENERAL STUDIES

SEASON: 15 GP / 15 GS | 12.1 PPG, 1.9 RPG, 3.5 APG

HIGHS: 32 pts, 5 rebs, 6 asts, 4 3-ptrs

Three-time CAA Rookie of the Week (11/11, 11/25, 12/31) ... Career-high 32 pts vs. Elon (1/2), making 4-of-7 from long range ... 15 pts and 6 asts at JMU (12/30) ... First 20-pt game vs. South Alabama (11/25) ... NU is 7-2 when he scores 10 or more



10 | F GREG EBOIGBODIN

6-9, 225 | SO.-R | BENIN CITY, NIGERIA

CAREER: 43 GP / 7 GS | 2.6 PPG, 3.3 RPG, 0.3 BPG

MAJOR: COMMUNICATION STUDIES

SEASON: 13 GP / 5 GS | 3.6 PPG, 5.2 RPG, 0.9 APG

HIGHS: 13 pts, 9 rebs, 3 asts, 3 blks

Grabbed 11 boards in first two CAA games at Towson (12/28) and JMU (12/30) ... Scored a career-high 13 pts vs. Weber State (11/27) ... Grabbed a career-best 9 rebs vs. South Alabama (11/25) ... Has made 11 consecutive FTs ... Transfer from Illinois before last season and sat out



12 | G JORDAN ROLAND

6-1, 171 | SR. | SYRACUSE, N.Y.

CAREER: 119 GP / 50 GS | 9.3 PPG, 1.8 RPG, 1.2 APG

MAJOR: CORP./ORG. COMMUNICATIONS

SEASON: 15 GP / 15 GS | 22.2 PPG, 3.2 RPG, 1.9 APG

HIGHS: 42 pts, 6 rebs, 8 3-ptrs

Named to Oscar Robertson Trophy Watch List, ESPN.com Top 25 Players after 1 month ... Set school record with 42 pts vs. Harvard (11/8) ... Scored 39 pts in opener at BU (11/5) ... Leads CAA w/3 30-pt games ... 1,107 career points (831 at NU)



13 | G MYLES FRANKLIN

6-4, 170 | JR. | BREA, CALIF.

CAREER: 59 GP / 1 GS | 2.1 PPG, 0.8 RPG, 0.8 APG

MAJOR: PSYCHOLOGY

SEASON: 15 GP / 0 GS | 4.1 PPG, 1.3 RPG, 1.5 APG

HIGHS: 10 pts, 6 rebs, 5 asts, 2 stls

Grabbed a career-high 6 boards at EMU (12/17) ... Career-high 10 pts and 5 steals at Holy Cross (11/19) ... Career-best 6-for-8 from the FT line vs. Drake (11/26) ... Shooting 42% from beyond the arc



14 | F MAXIME BOURSICQUOT

6-5, 211 | JR.-R | OTTAWA, ONTARIO

CAREER: 77 GP / 42 GS | 6.1 PPG, 4.1 RPG, 1.0 APG

MAJOR: BIOLOGY

SEASON: 13 GP / 8 GS | 7.4 PPG, 4.7 RPG, 1.3 APG

HIGHS: 17 pts, 13 rebs, 5 asts

Season-best 12 pts at Towson (12/28) ... Consecutive double-doubles (10 pts, 10 rebs) at Detroit (12/19) and EMU (12/17) ... Shooting 53% from 3 this season ... The Huskies are 4-1 when he scores 10 or more points this year



20 | G BOLDEN BRACE

6-6, 225 | SR. | SANTA BARBARA, CALIF.

CAREER: 113 GP / 64 GS | 8.7 PPG, 4.9 RPG, 2.2 APG

MAJOR: PROJECT MANAGEMENT

SEASON: 15 GP / 15 GS | 9.9 PPG, 6.2 RPG, 2.1 APG

HIGHS: 40 pts, 14 rebs, 9 asts, 10 3-ptrs

No. 6 in program history w/200 3-pointers ... Near triple-double at JMU (12/30) w/16 pts, 8 rebs, 8 asts ... Scored 18 of season-high 22 pts in the 2nd half at Detroit (12/19) ... Double-double w/20 pts/12 rebs at UMass (11/12) ... Chasing 1,000 with 978 career points (#41 in NU history)



21 | G GUILLEN SMITH

6-1, 200 | SR.-G | BOSTON, MASS.

CAREER: 86 GP / 44 GS | 6.8 PPG, 2.0 RPG, 1.0 APG

MAJOR: INTERNATIONAL BUSINESS

SEASON: 11 GP / 0 GS | 1.5 PPG, 0.3 RPG, 0.2 APG

HIGHS: 29 pts, 6 rebs, 5 asts

Made 2-of-2 from 3 at Detroit (12/19) ... Went 2-for-4 from long range at EMU (12/17) ... Shooting 57% from 3 over last 5 games ... Graduate Transfer from Dartmouth where he made 44 starts in 75 games



22 | F QUIRIN EMANGA

6-5, 215 | FR. | NECKAR, GERMANY

CAREER: First Season

MAJOR: GENERAL STUDIES

SEASON: 11 GP / 0 GS | 1.2 PPG, 1.0 RPG, 0.1 APG

HIGHS: 5 pts, 5 rebs, 1 asts, 1 3-ptr

2-for-3 from the floor (.667) in CAA play, and 1-for-2 from 3 (.500) ... Blocked a career-best 2 shots vs. Elon (1/2) ... Posted season-high 5 pts and 5 rebs at Holy Cross (11/19) ... Won German National Championship in 2015 & 3x3 National Title in 2018.



24 | F SHAQUILLE WALTERS

6-6, 190 | JR. | LONDON, ENGLAND

CAREER: 46 GP / 13 GS | 4.2 PPG, 2.4 RPG, 1.0 APG

MAJOR: COMMUNICATIONS

SEASON: 15 GP / 13 GS | 6.6 PPG, 4.1 RPG, 1.5 APG

HIGHS: 20 pts, 12 rebs, 4 asts, 3 stls

Had a career night at JMU (12/30), tallying his first-ever double-double with 12 pts, career-high 12 rebs, career-best 4 asts and 3 stls ... Made first career start vs. Harvard (11/8), tallying 8 pts and 5 rebs in win over Crimson



32 | F CONNOR BRAUN

6-9, 200 | FR. | TEMPE, ARIZ.

CAREER: First Season

MAJOR: BUSINESS ADMINISTRATION

SEASON: 0 GP / 0 GS | 0.0 PPG, 0.0 RPG, 0.0 APG

HIGHS: 0 pts, 0 rebs, 0 asts, 0 3-ptrs

Named All-Region first team after averaging 14.0 points, 10.0 rebounds and 1.0 block per game as a senior in high school ... Led team to a state title in Arizona



33 | F TOMAS MURPHY

6-8, 230 | JR. | WAKEFIELD, R.I.

CAREER: 68 GP / 12 GS | 7.4 PPG, 2.9 RPG, 0.9 APG

MAJOR: PSYCHOLOGY

SEASON: 4 GP / 4 GS | 9.3 PPG, 2.8 RPG, 1.5 APG

HIGHS: 21 pts, 12 rebs, 7 assts

Has not played since ODU (11/16) due to ankle injury ... Made a career-best 9 field goals and scored 18 pts at UMass (11/12) ... Played for Finnish National Team in the U20 European Championships in the summer of 2016

HUSKIES BY THE NUMBERS ...

1

The Huskies have held the best RPI ranking of any New England school over the last two years (2017-19)

2

Head Coach **Bill Coen** ranks 2nd all-time in program history with 233 wins. Jim Calhoun (1972-86) holds the record with 250 career wins.

3

CAA wins needed by **Bill Coen** to tie former Drexel Coach Bruiser Flint for 2nd all-time in league history at 158.

9

The Huskies made their 9th NCAA tournament appearance in 2019 after winning the CAA tournament.

38

Number of 1,000 point scorers in program history, 33rd-best in the NCAA

42

Jordan Roland's 42 points set a new single-game school record in a win over Harvard in the home opener at Matthews Arena.

81

Conference wins over the last 7-plus years, most by any CAA school

99

Jordan Roland set a new all-time single-season school record in 3-pointers made last season

100

Men's Basketball seasons at Northeastern University.

201

Consecutive games that Northeastern has connected on a 3-pointer, dating back to the 2013-14 season

1,000

Jordan Roland reached the milestone in his career vs. Maine (12/4), and has 831 at Northeastern. **Bolden Brace** is just 22 points shy of the mark.

1,242

All-time wins in Northeastern men's basketball history. This marks the 100th season for the Huskies.

A WIN ON SATURDAY WOULD ...

- Be the sixth consecutive win over William & Mary
- Extend NU's winning streak to a season-best five games
- Give the Huskies their ninth straight conference win at home
- Improve Northeastern to 17-3 in its last 20 league home games

A LOSS ON SATURDAY WOULD ...


- Hand NU its fourth loss at home over the last two years in CAA play
- Drop the Huskies to 10-3 all-time against the Tribe in Matthews Arena
- Snap a season-best four-game winning streak
- Push the all-time series to 15-13 in favor of Northeastern

WALKER SCORES 32 IN WIN OVER ELON

- **Tyson Walker** scored a career-high 32 points against Elon in a 77-68 win on Thursday night
- That performance is the fifth-best in school history by a freshman
- A native of Westbury, N.Y., **Walker** earned his third CAA Rookie of the Week honor this past Tuesday (12/31) after helping Northeastern pick up a pair of road wins to start league play

ROLAND NAMED TO OSCAR ROBERTSON TROPHY WATCH LIST

- **Jordan Roland** is currently No. 8 in the NCAA in scoring (22.2)
- A native of Syracuse, N.Y., **Roland** leads the CAA with three 30-point games
- **Roland** is just 1 of 2 CAA players to be named to the Watch List, joining William & Mary's Nathan Knight



CAA STANDINGS

THROUGH JAN. 2, 2020

	CONFERENCE				OVERALL			
	W-L-T	PCT	PTS	STRK	W-L-T	PCT	Last 10	STRK
1. Northeastern	3-0	-	-	-	9-6	.600	6-4	W4
Charleston	3-0	-	-	-	9-6	.600	6-4	W4
3. William & Mary	2-0	-	-	-	10-5	.667	6-4	W2
4. Hofstra	2-1	-	-	-	11-5	.688	7-3	L1
5. Delaware	1-1	-	-	-	11-4	.733	6-4	L1
Drexel	1-1	-	-	-	8-7	.533	5-5	W1
7. James Madison	1-2	-	-	-	8-6	.571	5-5	W1
8. Elon	0-2	-	-	-	4-11	.267	2-8	L4
9. Towson	0-3	-	-	-	6-9	.400	4-6	L3
UNCW	0-3	-	-	-	5-11	.313	2-8	L8

NORTHEASTERN'S RECORD WHEN ...

home	3-2
away	5-2
neutral	1-2
overtime	0-0
games decided by 3 pts or less	0-1
games decided by 4-5 pts	2-1
games decided by 6-10 pts	2-3
games decided by 11-19 pts	4-1
games decided by 20+ pts	1-0
vs. Top 25	0-0
vs. Top 10	0-0
vs. Mid-Major Top 25	1-0
vs. Power 5 opponents	0-0
scoring first	5-1
leading at the half	8-2
tied at the half	0-0
trailing at the half	1-4
leading with 10 mins remaining	9-0
tied with 10 mins remaining	0-0
trailing with 10 mins remaining	0-6
leading with 5 mins remaining	8-1
tied with 5 mins remaining	0-1
trailing with 5 mins remaining	0-4
NU shoots 50% or better	7-0
NU shoots less than 50%	2-6
NU shoots better than opponent	9-2
NU shoots the same as opponent	0-0
NU shoots worse than opponent	0-4
Opponent shoots 50% or better	0-3
Opponent shoots less than 50%	9-3
NU outrebounds opponent	7-1
Opponent outrebounds NU	2-5
NU equals opponent in rebs	0-0
NU shoots 80% or better from FT line	5-4
NU has more FT attempts	5-2
Opponent has more FT attempts	4-4
NU equals opponent in FT attempts	0-0
NU shoots 40% or better from 3	5-1
NU has less turnovers than opponent	5-1
NU has more turnovers than opponent	3-4
NU equals opponent in turnovers	1-1
NU scores 100+ pts	1-0
NU scores 90-99 pts	0-0
NU scores 80-89 pts	2-0
NU scores 70-79 pts	5-1
NU scores 60-69 pts	1-3
NU scores 50-59	0-2
NU scores less than 50 pts	1-0
Opponent scores 100+ pts	0-0
Opponent scores 90-99 pts	0-0
Opponent scores 80-89 pts	0-1
Opponent scores 70-79 pts	2-3
Opponent scores 60-69 pts	5-1
Opponent scores 50-59	0-1
Opponent scores less than 50 pts	2-0
On Monday	1-1
On Tuesday	2-3
On Wednesday	2-0
On Thursday	2-0
On Friday	1-0
On Saturday	1-2
On Sunday	0-0
In November	4-4
In December	4-2
In January	1-0
In February	0-0
In March	0-0
On National TV (ESPN, ESPN2, CBS Sports)	0-0
On NESN or NESN+	3-2
On FLOHOOPS	4-4
Miscellaneous	
Current Streak	Won 4
Home court streak	Won 1
Neutral court streak	Won 1
Road Streak	Won 3
All-Time Record 100th Season	1,242-1,128 (.524)

TOP FRESHMAN PERFORMANCES IN PROGRAM HISTORY

• **Tyson Walker** put on one of the best performances in any single game in Northeastern history

Top Freshman Performances over the last 100 years

1.	40 by Bolden Brace vs. Elon	2/23/17	Matthews Arena
2.	39 by Malcom Henry vs. AIC	2/2/45	Boston YMCA
3.	38 by J.J. Barea vs. Maine	3/9/03	Walter Brown Arena
	38 by Reggie Lewis vs. Canisius	2/5/85	Matthews Arena
5.	32 by Tyson Walker vs. Elon	1/2/20	Matthews Arena

COEN CLIMBING NORTHEASTERN AND CAA RECORD BOOKS

• Fourteenth-year head coach **Bill Coen** is currently No. 2 all-time in Northeastern history with 233 wins, and No. 3 all-time in the CAA with 155 wins

Winningest Northeastern Coaches

1.	Jim Calhoun, 14 seasons	1972-86	250
2.	Bill Coen, 14th season	2007-Present	233
3.	Dick Dukeshire, 13 seasons	1958-71	204

Winningest CAA Coaches

1.	Jim Larranaga, George Mason	1998-11	183
2.	Bruiser Flint, Drexel	2002-16	158
3.	Bill Coen, Northeastern	2007-Present	155
4.	Blaine Taylor, Old Dominion	2002-13	148
5.	Tony Shaver, William & Mary	2004-Present	137
6.	Dick Tarrant, Richmond	1982-93	106
7.	Tom Pecora, Hofstra	2002-10	98
	Charles “Lefty” Driesell, JMU	1988-97	98
9.	Jerry Wainwright, UNCW	1995-2002	
10.	Monte’ Ross, Delaware	2007-16	86

BEST STARTS IN THE CAA FOR THE HUSKIES

Rk.	Season	Record	Road Record
1.	2012-13	8-0	4-0
2.	2008-09	6-0	3-0
3.	2016-17	5-0	1-0
4.	2019-20	3-0	2-0
	2015-16	3-0	2-0

Date	Opponent	NU starting lineup (Pos. 1-5)	Lineup Record	Pts	% of Offense	W/L
N5	Boston U.	Walker, Roland, Brace, Boursiquot, Murphy	1-0	70	97%	W
N8	HARVARD	Walker, Roland, Brace, Walters, Murphy	1-0	72	86%	W
N12	UMass	Walker, Roland, Brace, Walters, Murphy	1-1	63	89%	L
N16	OLD DOMINION	Walker, Roland, Brace, Boursiquot, Murphy	1-1	60	87%	L
N19	Holy Cross	Walker, Roland, Brace, Walters, Eboigbodin	1-0	57	56%	W
N25	vs. South Alabama	Walker, Roland, Brace, Walters, Eboigbodin	1-1	47	76%	L
N26	vs. Drake	Walker, Roland, Brace, Walters, Eboigbodin	1-2	37	66%	L
N27	vs. Weber State	Walker, Roland, Brace, Walters, Eboigbodin	2-2	71	90%	W
D4	MAINE	Walker, Roland, Brace, Walters, Eboigbodin	3-2	63	81%	W
D7	DAVIDSON	Walker, Roland, Brace, Boursiquot, Walters	0-1	60	95%	L
17	Eastern Michigan	Walker, Roland, Brace, Boursiquot, Walters	0-2	43	78%	L
19	Detroit Mercy	Walker, Roland, Brace, Boursiquot, Walters	1-2	52	70%	W
28	Towson	Walker, Roland, Brace, Boursiquot, Walters	2-2	54	89%	W
30	James Madison	Walker, Roland, Brace, Boursiquot, Walters	3-2	78	89%	W
J2	ELON	Walker, Roland, Brace, Boursiquot, Walters	4-2	72	94%	W
J4	WILLIAM & MARY					
J9	HOFSTRA					
J16	Charleston					
J18	at UNCW					
J23	DREXEL					
J25	DELAWARE					
J30	William & Mary					
F1	Elon					
F8	Hofstra					
F13	UNCW					
F15	CHARLESTON					
F20	Delaware					
F22	Drexel					
F27	JAMES MADISON					
M1	TOWSON					

NORTHEASTERN'S RECORD WHEN ...

Leading Scorer

Tyson Walker	2-1	.667
Jordan Roland	6-4	.600
Bolden Brace	1-1	.500

Leading Rebounder

Shaquille Walters	2-0	1.000
Jordan Roland	1-0	1.000
Bolden Brace	2-1	.667
Maxime Boursiquot	2-2	.500
Greg Eboigbodin	2-3	.400

Double-Figure Points

Jason Strong	2-0	1.000
Maxime Boursiquot	4-1	.800
Bolden Brace	5-1	.833
Tyson Walker	7-2	.778
Jordan Roland	8-5	.615
Greg Eboigbodin	1-1	.500
Shaquille Walters	1-1	.500
Tomas Murphy	0-1	.000

Double-Figure Rebounds

Shaquille Walters	1-0	1.000
Max Boursiquot	1-1	.500
Bolden Brace	0-1	.000

Double-Figure Assists

Double-Doubles

Shaquille Walters	1-0	1.000
Max Boursiquot	1-1	.500
Bolden Brace	0-1	.000

** In event of a tie for high-scorer-rebounder, both players are credited

NORTHEASTERN'S INDIVIDUAL LEADERS

Consecutive Double-Figure Points

Jordan Roland	3
Tyson Walker	3
Bolden Brace	2

Double-Figure Games

	Career	'19-20
Jordan Roland	47	13
Bolden Brace	43	6
Tomas Murphy	21	1
Maxime Boursiquot	18	5
Tyson Walker	9	9
Jason Strong	5	2
Greg Eboigbodin	3	2
Shaquille Walters	3	2
Myles Franklin	1	1

20 or more points

	Career	'19-20
Jordan Roland	17	8
Bolden Brace	6	2
Tomas Murphy	3	-
Tyson Walker	2	2

30 or more points

	Career	'19-20
Jordan Roland	4	3
Bolden Brace	1	-
Tyson Walker	1	1

40 or more points

	Career	'19-20
Bolden Brace	1	-
Jordan Roland	1	1

Double-Figure Rebounds

	Career	'19-20
Bolden Brace	11	1
Maxime Boursiquot	4	2
Tomas Murphy	2	-
Shaquille Walters	1	1

ESPN.COM NAMES ROLAND NO. 25 ON TOP PLAYERS IN THE COUNTRY

- On Dec. 12th, ESPN.com released its top 25 players in the country through the first month of the season, and **Roland** checked in at No. 25
- Roland is 1 of 3 mid-major players on the list, joining Dayton's Obi Toppin and Butler's Kamar Baldwin

HOLDING OPPONENTS UNDER 50 POINTS UNDER BILL COEN

- The Huskies held Towson to 17 first-half points and 1-of-11 (9.1%) from behind the arc to open CAA play last Saturday (12/28/19)
- This was the fifth time Northeastern has held Towson under 50 points in the series as the Tigers finished with 45
- The Huskies have held two opponents under 50 this season, Holy Cross (11/19) scored 44 points and Towson (12/28)
- In the **Bill Coen** era, the Huskies have held opponents under 50 points on 28 occasions

Rk.	Points	Date	1st-2nd	Place
1.	40 by Drexel	02/02/08	15-25	Philadelphia, Pa.
2.	41 by New Hampshire	12/18/06	15-26	Boston, Mass.
3.	42 by Old Dominion	01/24/09	24-18	Norfolk, Va.
	42 by William & Mary	02/09/08	15-27	Boston, Mass.
	42 by Indiana	12/22/08	18-24	Bloomington, Ind.
6.	44 by Holy Cross	11/19/19	23-21	Worcester, Mass.
	44 by Towson	02/11/16	22-22	Towson, Md.
	44 by Navy	11/22/14	23-21	Uncasville, Conn.
	44 by Charleston	02/15/14	18-26	Charleston, S.C.
	44 by William & Mary	01/03/09	22-22	Boston, Mass.
11.	45 by Towson	12/28/19	17-28	Towson, Md.
	45 by Drexel	01/09/08	19-26	Philadelphia, Pa.
13.	46 by George Mason	01/07/10	22-24	Boston, Mass.
	46 by Drexel	02/25/09	25-21	Philadelphia, Pa.
15.	47 by William & Mary	03/07/10	31-16	Richmond, Va.
	47 by Delaware	01/15/09	25-22	Newark, Del.
17.	48 by Fairfield	11/29/14	16-32	Boston, Mass.
	48 by Towson	01/02/12	23-25	Towson, Md.
	48 by George Mason	02/27/10	20-28	Fairfax, Va.
	48 by Towson	01/20/10	24-24	Towson, Md.
21.	49 by Wentworth	11/12/17	21-28	Boston, Mass.
	49 by Towson	01/10/15	26-23	Towson, Md.
	49 by James Madison	01/29/14	24-25	Boston, Mass.
	49 by William & Mary	03/02/12	22-27	Richmond, Va.
	49 by Old Dominion	01/05/11	26-23	Norfolk, Va.
	49 by Drexel	12/05/09	25-24	Philadelphia, Pa.
	49 by Holy Cross	11/22/08	25-24	Boston, Mass.
	49 by Delaware	01/30/08	23-26	Newark, Del.

DOUBLE-TROUBLE

- Junior **Shaquille Walters** earned his first-ever double-double at JMU (12/30) last Monday night, finishing with 12 points and a career-high 12 rebounds
- Junior **Max Boursiquot** recorded his second and third double-doubles during the Detroit two-game swing at Eastern Michigan (12/17) and Detroit Mercy (12/19)
- Boursiquot tallied 10 points and 10 rebounds against the Eagles and the Titans
- Senior **Bolden Brace** leads the team with 10 career double-doubles, including one this season at UMass (11/12) with 20 points and 12 rebounds

Current players with double-doubles

Bolden Brace vs. Maine (11/20/16)	10 pts, 10 rebs
Bolden Brace at Hofstra (1/25/18)	14 pts, 10 rebs
Bolden Brace vs. Towson (2/22/18)	10 pts, 11 rebs

CollegInsider.com Top 25 Mid-Major Poll

1.	Gonzaga (31)	13-1	775	1	West Coast
2.	Liberty	14-1	709	2	A-Sun
3.	Saint Mary's	13-2	701	4	West Coast
4.	Northern Iowa	11-1	697	3	Missouri Valley
5.	East Tenn. State	12-2	637	5	Southern
6.	Yale	10-3	594	6	Ivy League
7.	UNC Greensboro	11-3	567	7	Southern
8.	Stephen F. Austin	11-2	538	8	Southland
9.	Furman	11-3	495	9	Southern
10.	BYU	11-4	463	11	West Coast
11.	Kent State	10-2	462	10	Mid-American
12.	Belmont	9-4	416	12	Ohio Valley
13.	Wright State	11-3	378	13	Horizon League
14.	Harvard	9-4	350	14	Ivy League
15.	Santa Clara	13-2	310	15	West Coast
16.	San Francisco	11-3	293	21	West Coast
17.	Vermont	8-5	240	16	America East
18.	Delaware	11-3	221	17	CAA
19.	Bowling Green	8-4	179	18	Mid-American
20.	Colgate	9-4	134	20	Patriot
21.	Penn	6-4	116	22	Ivy League
22.	Drake	10-3	79	NR	Missouri Valley
23.	Buffalo	8-4	77	23	Mid-American
24.	Hofstra	11-4	75	NR	CAA
25.	New Mexico State	9-6	54	NR	WAC

OTHERS RECEIVING VOTES: Toledo 46, Akron 43, Northern Kentucky 37, Evansville 36, UCSB 35, Arkansas State 34, Pacific 29, Southern Utah 24, **Eastern Michigan 21**, Loyola 20, Georgia State 18, Bradley 16, Eastern Washington 11, Montana State 11, Sacramento State 10, Western Carolina 10, Indiana State 9, Ball State 7, UC Irvine 6, Wofford 6, Murray State 5, NDSU 5, Sam Houston State 5, Bryant 4, Rider 3, Cal Baptist 1, St Francis PA 1

Bolden Brace vs. Delaware (12/30/18)	18 pts, 10 rebs
Bolden Brace vs. Charleston (1/17/19)	14 pts, 10 rebs
Bolden Brace vs. Hofstra (2/2/19)	11 pts, 10 rebs
Bolden Brace vs. Elon (2/9/19)	20 pts, 14 rebs
Bolden Brace at Charleston (2/16/19)	13 pts, 11 rebs
Bolden Brace vs. Hofstra (3/12/19)	10 pts, 10 rebs
Bolden Brace at UMass (11/12/19)	20 pts, 12 rebs
Max Boursiquot vs. Drexel (1/12/17)	17 pts, 11 rebs
Max Boursiquot at Eastern Michigan (12/17/19)	10 pts, 10 rebs
Max Boursiquot at Detroit (12/19/19)	10 pts, 10 rebs
Shaquille Walters at JMU (12/30/19)	12 pts, 12 rebs

Bolden Brace (10 career, 1 in 2019-20)

Max Boursiquot (3 career, 2 in 2019-20)

Shaquille Walters (1 in 2019-20)

HOME SWEET HOME

- The Huskies are an impressive 26-6 (.813) inside Matthews Arena over their last 32 games at home
- Northeastern tallied records of 12-2 (2017-18) and 11-2 (2018-19) over the last two years, and are currently 3-2 this season
- In CAA play, Northeastern is 16-3 (.842) over the last two seasons, including an eight-game winning streak

KEEP ROLAND!

- Redshirt senior **Jordan Roland** is one of the top scorers in the country and leads the CAA with 22.2 points per game (#8 in NCAA)
- He is shooting 58 percent from inside the arc and 42 percent from beyond the arc
- **Roland** has scored 20 or more points in 8 of 15 games this year and leads the CAA with three 30-point games
- He has reached double figures in 19 of his last 21 games, and has a team-best 47 career double-digit scoring games
- Roland had a string of 28 straight games with at least one 3-pointer made snapped at Towson (12/28/19), finishing 0-for-5 (He made a shot with his foot on the line in the first half)

NCAA Scoring Leaders

Rk.	Name	PPG	FG%
1.	Antoine Davis, Detroit Mercy	25.6	.373
2.	Markus Howard, Marquette	25.6	.433
3.	Jhivvan Jackson, UTSA	24.9	.409
4.	Andrew Kostecka, Loyola (MD)	23.4	.532
5.	Terry Taylor, Austin Peay	23.0	.570
6.	Aaron Nesmith, Vanderbilt	22.9	.517
7.	Zach Cooks, NJIT	22.2	.408
8.	Jordan Roland, Northeastern	22.2	.504

HUSKIES CONTINUE TO RANK AMONG THE NCAA LEADERS IN OFFENSE

- The Huskies continue to shoot their way up the NCAA leaderboard as one of the top shooting teams in the country

NCAA Rankings

		Leader
3.	.805	Free Throw Percentage
6.	.405	Three-Point FG Percentage
13.	141	3-pointers made
28.	.480	Field Goal Percentage
		Pepperdine (.846)
		Saint Mary's (.440)
		North Florida (198)
		Dayton (.531)

BO CLIMBING THE RECORD BOOK

- Senior guard **Bolden Brace** continues to climb the Northeastern record book
- **Brace** moved into No. 6 all-time in the Northeastern record book with his four 3-pointers vs. Weber State (11/27/19) and is climbing the all-time scoring list as he approaches 1,000 for his career



2019-20 TEAM LEADERS

	Leader	Northeastern
Scoring:	Hofstra, 76.4	5th, 72.7
Defense:	Northeastern, 65.8	
FT%:	Northeastern, .805	
FG%:	Delaware, .487	2nd, .480
FG% Defense:	Towson, .411	8th, .446
3PT FG%:	Northeastern, .405	
3PT FG% Defense:	Charleston, .289	4th, .303
REB Offense:	James Madison, 41.5	10th, 31.4
REB Defense:	Northeastern, 29.8	
REB Margin:	William & Mary, +4.9	4th, +1.6
Blocked Shots:	James Madison, 3.9	7-9th, 2.0
Assists:	Drexel, 14.9	4th, 13.6
Steals:	Northeastern, 7.4	
T/O Margin:	Hofstra, +2.50	5th, -0.73
Assist/Turnover:	William & Mary, 1.1	3rd, 1.0
Offensive Rebs:	Hofstra, 11.7	9th, 7.0
Defensive Rebs:	James Madison, 31.6	10th, 24.4
3PT Per Game:	Elon, 10.2	2nd, 9.4

2019-20 CAA PLAYER OF THE WEEK

N11	Jordan Roland, Sr.-R, G, Northeastern	40.5 ppg, 4.0 rpg
N18	Andy Van Vliet, Sr., F, William & Mary	21.5 ppg, 9.0 rpg
N25	Desure Buie, Sr., G, Hofstra	15.0 ppg, 6.0 apg
D2	Justyn Mutts, Delaware	19.0 ppg, 13.0 rpg
D9	Nathan Knight, William & Mary	29.0 ppg, 11.0 rpg
D16	Nate Darling, Delaware	29.0 ppg, 5.0 apg
	Brian Fobbs, Towson	33.0 ppg, 3.0 rpg
D23	Eli Pemberton, Hofstra	23.0 ppg, 5.0 rpg
D31	Desure Buie, Hofstra	25.0 ppg, 6.0 rpg

2019-20 CAA ROOKIE OF THE WEEK

N11	Tyson Walker, Fr., G, Northeastern	13.0 ppg, 3.5 rpg
N18	Julien Wooden, Fr., F, James Madison	16.5 ppg, 5.0 rpg
N25	Tyson Walker, Fr., G, Northeastern	15.0 ppg, 5.0 apg
D2	Michael Christmas, James Madison	9.0 ppg, 8.0 rpg
D9	Hunter Woods, Elon	16.5 ppg, 6.5 rpg
D16	Hunter McIntosh, Elon	15.0 ppg, 3.0 apg
D23	Shykeim Phillips, UNCW	9.5 ppg, 4.0 apg
D31	Tyson Walker, Fr., G, Northeastern	15.0 ppg, 5.0 apg

CAREER 3-POINTERS

1.	255	J.J. Barea (109 games)	2002-06
2.	250	David Walker (133 games)	2012-16
3.	243	Joel Smith (120 games)	2009-13
4.	223	Matt Janning (128 games)	2006-10
5.	204	Quincy Ford (130 games)	2011-16
6.	200	Bolden Brace (113 games)	2016-pres.

CAREER POINTS

1.	2,709	Reggie Lewis (122 games)	1983-87
38.	1,015	Jim Moxley (64 games)	1969-72
39.	992	Reggie Spencer (125 games)	2011-15
40.	988	Lamont Hough (111 games)	1989-93
41.	978	Bolden Brace (113 games)	2016-pres.
41.	974	Jean Bain (103 games)	1998-02

CHASING 1,000

- Senior **Jordan Roland** reached the 1,000 point total for his career with 28 points in the win over Maine on Wednesday, Dec. 4
- **Roland** currently has 1,107 in his career and 831 in his Northeastern career
- **Bolden Brace** is looking to become the 39th player in program history to reach the career milestone, sitting at 978 points

RUN TY RUN

- Freshman point guard **Tyson Walker** has earned a league-best CAA Rookie of the Week honors three times (Nov. 11, Nov. 25, Dec. 31)
- A native of Westbury, N.Y., **Walker** is No. 9 in the CAA by handing out 3.5 assists per game
- He ranks second on the team at 12.1 points per game, 20th in the CAA
- The Huskies are 7-2 this season when **Walker** reaches double figures

A HISTORIC NIGHT

- In their 100-year history, Northeastern had never beaten an opponent by 57 points until Tuesday night at Holy Cross (11/19), 101-44
- The Huskies outscored the Crusaders 63-23 in the opening half, the most points scored in the first 20 minutes since scoring 60 vs. Lasell on Nov. 22, 2005
- The 101 points scored were the most by a Northeastern team since finishing with 102 vs. Cal State Northridge on Nov. 25, 2005

NORTHEASTERN ATHLETICS FEATURED ON 98.5 THE SPORTS HUB (WBZ-FM)

- Northeastern and 98.5 The Sports Hub - Boston's radio home for sports - announced a new media partnership featuring the HD digital radio broadcast rights to select Northeastern athletic games for the 2019-20 season
- In addition to the 98.5 HD2 Channel broadcasts, a limited number of Northeastern contests will also air live on the network's flagship station, 98.5 FM The Sports Hub (WBZ-FM)

NCAA APPEARANCES

- The Huskies made their ninth ever appearance in the NCAA tournament in 2019
- Northeastern has appeared in the NCAA tournament eight times before, including six appearances in the 1980s, before qualifying a seventh time in 1991 and returning to the tournament for the first time in 24 seasons back in 2015
- NU is 3-9 all-time in the competition with its last win coming in the 1984 Preliminary Round against No. 11 seed Long Island (90-87)
- Head Coach **Bill Coen** will be making his ninth appearance in the Big Dance and second as a head coach

THE LAST TIME IT HAPPENED...

LAST TIME A NORTHEASTERN PLAYER...

Scored 40+ Points 42** by Jordan Roland vs. Harvard (11/8/19)
Scored 35-39 Points 39 by Jordan Roland at Boston University (11/5/19)
Scored 30-34 Points 32 by Tyson Walker vs. Elon (12/2/20)
 33 by Jordan Roland at James Madison (12/30/19)
Scored 30 Or More Points In Back-To-Back Games
 Jordan Roland at BU (39 points, 11/5/19) and vs. Harvard (42 points, 11/8/19)
 J.J. Barea at Cornell (35 points, 11/20/04) and at Harvard (30 points, 11/27/04)
Scored 25 or More Points in Back-To-Back Games
 Jordan Roland vs. ODU, 29 pts (11/16/19) and at Holy Cross, 28 pts (11/19/19)
Scored 20 or More Points in Five Consecutive Games
 Chaisson Allen (1/26/11- 2/9/11); at UNCW (20 points, 1/26), vs.
 Georgia State (22 points, 1/29), vs. VCU (26 points, 2/2), at Hofstra (21 points, 2/5),
 vs. Towson (21 points, 2/9)
Grabbed 20 Rebounds 21 by Dan Callahan vs. Vermont (3/4/95)
Grabbed 15-19 Rebounds 19 by Quincy Ford vs. Lipscomb (11/21/15)
Grabbed 10 Offensive Rebounds 11 by Sylbrin Robinson vs. Loyola (Md.) (1/2/03)
Made 15+ Field Goals 15 by Jordan Roland at BU (11/5/19)
Made 10-14 Field Goals 12 by Jordan Roland at James Madison (12/30/19)
Attempted 25+ Field Goals 26 by Bolden Brace at Elon (2/23/17)
Attempted 20-24 Field Goals 24 by Jordan Roland at BU (11/5/19)
Made 8+ 3-pointers 8 by Jordan Roland at James Madison (1/26/19)
Made 7 3-pointers 7 by Vasa Pusica vs. Hofstra (3/12/19)
Made 6 3-pointers 6 by Jordan Roland at Holy Cross (11/19/19)
 6 by Jordan Roland vs. ODU (11/16/19)
 6 by Jordan Roland vs. Harvard (11/8/19)
Attempted 15+ 3-pointers 20 by Bolden Brace at Elon (2/23/17)
Attempted 10 3-pointers 10 by Jordan Roland vs. ODU (11/16/19)
Made 15+ Free Throws 18 by Jon Lee vs. George Mason (2/22/12)
Made 10+ Free Throws 10 by Jordan Roland vs. Harvard (11/8/19)
 10 by Jordan Roland at Harvard (11/9/18)
Attempted 20+ Free Throws 20 by T.J. Williams vs. Towson (1/28/17)
Attempted 15+ Free Throws 15 by T.J. Williams vs. Boston University (11/11/16)
Had 15 Assists 15 by Bill Loughnane vs. Delaware (12/29/77)**
Had 10+ Assists 11 by Donnell Gresham at Bucknell (11/28/18)
Had 6 Steals 6 by Shawn Ocoeus at Elon (2/24/18)
Had 5 Steals 5 by Vasa Pusica vs. Towson (2/23/19)
Had 5 Blocks 5 by Anthony Green at Elon (2/23/17)
Converted A 4-Point Play Jordan Roland vs. ODU (11/16/19)
Posted Back-to-Back Double-Doubles
 Max Boursiquot (10 pts, 10 rebs) at Eastern Michigan (12/17/19) and
 (10 pts, 10 rebs) at Detroit Mercy (12/19/19)
Hit A Shot In The Closing Seconds To Send A Game To Overtime
 Demetrius Pollard hit a 3-pointer with one second left in regulation
 (1/11/14 at Drexel) to tie the game at 67. The game would eventually go into double
 overtime, with Drexel taking the 93-88 win.
Hit A Shot At The Buzzer To Win A Game Vasa Pusica drove
 to the basket from halfcourt with 5.3 seconds remaining, laying in the game-winner
 against William & Mary for a 69-67 victory at the buzzer (2/17/18)
Hit A Closing-Seconds Shot To Win A Game Jeremy
 Miller layed in a pass from Caleb Donnelly cutting to the basket to defeat eventual
 No. 1 seed in the CAA, UNCW with 0.8 seconds left in the Huskies 65-63 victory in
 Wilmington (1/2/16)
Scored 20 or more points in a first half
 21 by Jordan Roland at James Madison (12/30/19)
 21 by Jordan Roland at Holy Cross (11/19/19)
Scored 20 or more points in a second half
 23 by Jordan Roland vs. Harvard (11/8/19)
 21 by Jordan Roland at Boston University (11/5/19)
Had A Triple-Double
 T.J. Williams with 26p, 12a, 11r at Elon (2/23/17)
 Shawn James with 17p, 14r, 11b vs. James Madison (2/15/06)
Northeastern Player Made SportCenter's Top 10 Plays
 ...Anthony Green's posterizing dunk against Davidson was ranked as the No. 9 play
 of the night on Nov. 18.
Opponent Made SportCenter's Top 10 Plays
 ...Sean East II threw in an 80-footer at the buzzer of the first half to give UMass the
 lead, 36-34, made No. 1 on SC Top 10 plays (11/12/19).

LAST TIME NORTHEASTERN...

Scored 130+ Points 152 points vs. Loyola Marymount (11/24/90)
Scored 120-129 Points 128 vs. Suffolk (12/3/84)
Allowed 120+ Points 123 vs. Loyola Marymount (11/24/90)
Scored 110-119 Points 112 at Tufts (1/29/73)
Allowed 110+ Points 110 vs. Bradley (12/26/86)
Scored 105-109 Points 107 vs. UNCW (2/3/18)
Allowed 105-109 Points 107 at Pennsylvania (12/21/74)
Scored 100-104 Points 101 at Holy Cross (11/19/19)
Allowed 100-104 Points 100 vs. UNCW (2/3/18)
Scored 90+ Points 90 at Drexel (3/2/19)
Allowed 90+ Points 94 at William & Mary (2/2/16)
Scored 60 Points in a Half 63 (1st) at Holy Cross (11/19/19)
Opponent scored 60 Points in a Half 60 (2nd) vs. Drexel (3/8/2014)
Did Not Score 20+ Points in a Half 17 at UNCW (2/25/17)
Opponent Did Not Score 20+ Points in a Half 17 by Towson (12/28/19)
Grabbed 50 Rebounds 50 at Louisiana Tech (12/20/11)
Made 40 Field Goals 42 vs. Lasell (11/22/05), 42-of-66
Made 35-39 Field Goals 39 at Holy Cross (11/19/19)
Attempted 90 Field Goals 106 vs. Loyola Marymount (11/24/90)
Attempted 80 Field Goals 81 at UConn (12/6/04)
Attempted 70 Field Goals 70 at Elon (1/10/19)
Made 20+ 3-pointers 21 vs. Delaware (1/5/17)**
Made 15-19 3-pointers 15 vs. Weber State (11/27/19)
 16 at Holy Cross (11/19/19)
Made 10-14 3-pointers 12 at James Madison (12/30/19)
 11 vs. ODU (11/16/19)
 11 vs. Harvard (11/8/19)
Attempted 35+ 3-pointers 36 at Elon (2/23/17)
Attempted 30-34 3-pointers 31 at James Madison (12/30/19)
Made 35 Free Throws 35 at James Madison (35-41) (2/18/16)
Had 30 Assists 31 vs. George Mason (12/4/93)
Had 25 Assists 25 at William & Mary (1/18/18)
Had 20-24 Assists 23 at James Madison (12/30/19)
 23 at Holy Cross (11/19/19)
Had 20 Steals 20 vs. Wentworth (11/17/15)**
Had 15-19 Steals 16 vs. Cornell (12/2/12)
Had 10-14 Steals 13 at Holy Cross (11/19/19)
Had 12 Blocks 12 vs. Lasell (11/22/05), 10 by Shawn James
Never trailed in a game W, 79-69 vs. Weber State (11/27/19)
 W, 84-79 vs. Harvard (11/8/19)
Overcame a 21+-Point Deficit To Win
 George Mason held a 24 point lead; NU won 69-67 (3/10/13)
Overcame a 15-20 Point Deficit To Win
 Kent State held a 17-point lead; NU won 73-70 (11/27/16); Charleston held a
 16-point lead; NU won 73-72 (2/9/17)
Overcame a 10-Point Deficit To Win
 UNCW led 41-28 with 2:45 left in the first; Northeastern won 81-77
 E. Michigan led 30-16 with 7:07 left in the first; Northeastern won 81-67
Overcame a 15-Point Halftime Deficit To Win
 Kent State held a 17-point halftime lead; NU won 73-70 (11/27/16); Charleston held
 a 16-point lead; NU won 73-72 (2/9/17)
Overcame a 10-Point Halftime Deficit To Win
 UNCW led 44-33 (11) with at the half; Northeastern won 81-77
Did Not Make A 3-Pointer at Fairfield (0-11) (12/15/13)
Active 3-point streak 201 games
Had Six Players Score In Double Figures in Same Game 6 vs. Hofstra (2/5/14)
Had Two Players Record Double-Doubles in Same Game
 Donnell Gresham (16p, 11a) and Tomas Murphy (21p, 12r) at Bucknell (11/28/18)
Had Three Players Record Double-Doubles in Same Game
 Anthony Green (14p, 12r), Vasa Pusica (16p, 10a) and Bolden Brace (14p, 10r)
 at Hofstra (1/25/18)
Had Players Record a Triple-Double and Double-Double in Same Game
 T.J. Williams (26p, 12a, 11r) and Anthony Green (11p, 11r) at Elon (2/23/17)
Northeastern Did Not Have A Player Score in Double Figures
 Jan. 28, 2006 at UNCW
Active Double-Digit Scoring Streak 444 games
Opponent Did Not Have A Player Score in Double Figures
 57-48 win vs. Fairfield, highest scorer had 9 points (11/29/14)
Had Three Players Score 20+ Points in Same Game
 W, 72-60 vs. Elon (2/9/19); Vasa Pusica (23), Jordan Roland (21), Bolden Brace
 (20)
 W, 93-83 vs. Drexel (12/28/18); Vasa Pusica (29), Anthony Green (21), Jordan
 Roland (21)
Northeastern Player was Called for a Technical Foul
 Shaquille Walters at UMass (11/12/19) for hanging on the rim
 Shaquille Walters at Detroit Mercy (12/19/19)

HAMILTON '83 | 14TH SEASON | 2018 CAA COACH OF THE YEAR

- 2013 & 2018 NABC District 10 Coach of the Year
- 2013 USBWA District I Coach of the Year
- 2013 Hugh Durham National Coach of the Year Finalist

BILL COEN

- 32 All-CAA selections in 13 seasons
- 22 former players signed professional contracts

THE COEN FILE

Reigning CAA Coach of the Year **Bill Coen** enters his 14th season as head coach of the Northeastern basketball program in 2019-20. He is currently second in school history with 232 wins, trailing Jim Calhoun's 250 from 1972-86. Coen stands third all-time in CAA history with 154 CAA wins (league+postseason), behind former coaches Jim Larranaga (George Mason, 1998-2011 / 183) and Bruiser Flint (Drexel, 2002-16 / 158).

Coen is widely regarded for his ability to evaluate and develop talented players. In his 13 seasons at Northeastern, NU players have earned 32 All-CAA honors, including 10 first team accolades and seven All-Rookie selections. Nineteen of Coen's former players have earned professional contracts and eight Huskies remain active in professional basketball.

Coen's teams have proven that they are contenders in the CAA. The Huskies have finished .500 or better in 10 of Coen's 13 seasons at the helm, including back-to-back 14-win seasons in 2017-18 and 2018-19. Northeastern also has appeared in the CAA Tournament quarterfinals in all 13 seasons under Coen, advanced to the semifinals seven times, and to the title game four times, including back-to-back appearances and two Championship titles, one in 2014-15 and the other in 2018-19. Since Coen took the reins of the Northeastern men's basketball program 13 seasons ago, Northeastern has accomplished the best win percentage among current CAA teams in conference and CAA tournament play.

In 2018-19, Coen and the Huskies captured the CAA Tournament title for the second time in the last five seasons, returning to the NCAA Tournament. The Huskies finished with a 23-11 record, netting back-to-back 20-win seasons for the first time during Coen's tenure and the first time as a program since four-straight 20-win seasons from 1983-87. The Huskies brought a seven-game win-streak into the national tournament where they faced blue blood and No. 17 Kansas in the second round. Following these accomplishments, Coen was tabbed as a finalist for the Hugh Durham National Coach of the Year Award for the second time in his career (2013). Coen coached Vasa Pusica to All-CAA First team, NABC First Team All-Region and USBWA All-District honors while Jordan Roland earned a spot on the All-CAA Third Team.

HEAD COACH ASSOCIATE HEAD COACH ASSISTANT COACH

Northeastern (2006-present)
Boston College (2001-06)
Boston College (1997-2001)
Rhode Island (1989-97)
Hamilton (1987-89)

PLAYER


Hamilton (1979-83)

HONORS

CAA Coach of the Year (2018)
USBWA District I Coach of the Year (2010 & 2013)
NABC District 10 Co-Coach of the Year (2013 & 2018)
NEB Hall of Fame Division I Coach of the Year (2009)
Hugh Durham National Coach of the Year Finalist (2013)

	Overall	CAA	Postseason
2006-07	13-19	9-9	CAA Quarterfinals
2007-08	14-17	9-9	CAA Quarterfinals
2008-09	19-13	12-6	CAA Quarterfinals; CBI Quarterfinals
2009-10	20-13	14-4	CAA Semifinals; NIT First Round
2010-11	11-20	6-12	
2011-12	14-17	9-9	CAA Quarterfinals
2012-13	20-13	14-4 (1st)	CAA Championship; NIT First Round
2013-14	11-21	7-9	CAA Semifinals
2014-15	23-12	12-6 (T-1st)	NCAA 2nd Round, CAA Champs
2015-16	18-15	9-9	CAA Semifinals
2016-17	15-16	8-10	CAA Quarterfinals
2017-18	23-10	14-4	CAA Championship
2018-19	23-11	14-4	NCAA 1st Round CAA Champs
2019-20	8-6	2-0	
TOTAL	233-203	140-95	

ON THE BENCH...



Chris Markwood
Associate Head Coach

Sixth season
Maine '05

- Enters his sixth season with the Huskies and second as associate head coach of the program
- Works primarily with the perimeter players
- Came to Northeastern after three seasons as an assistant coach at the University of Vermont (2011-14), where he helped lead the Catamounts to three straight postseason appearances, including an NCAA tournament berth in 2011-12 and an NIT invitation in 2013-14
- Began his coaching career with his alma mater, the University of Maine, where he served as an assistant coach for five seasons
- Began his playing career at Notre Dame before transferring to Maine for his final two seasons of eligibility
- The 2000 Maine Gatorade Player of the Year



Brian McDonald
Assistant Coach

10th season
Northeastern '10

- The former Northeastern student-athlete begins his 10th season on Huntington Avenue after four years as one of the Huskies' leaders on the court
- Works primarily with the guards
- Walked on to the team in 2006, Bill Coen's second year as a head coach of the Huskies
- Appeared in 38 career games for the Huskies and helped lead the team to back-to-back postseason appearances in 2009 and 2010
- Began his coaching career at Northeastern immediately following his playing career
- One of two Northeastern Alums on the coaching staff



Manny Adako
Assistant Coach

Second season
Northeastern '10

- Returns to his alma mater after a seven-year professional basketball career that saw stops in Holland, Egypt, Qatar, and Dubai
- Helped his teams to the Qatar Emir League Cup in 2014, as well as Qatar Prince's Cup victories in 2015 and 2016
- He has earned postseason accolades a total of five times in his career
- A CAA All-Conference honoree, he finished his career ranked 14th all-time at Northeastern in career scoring (1,209) and fourth in career field goal percentage (.541)
- During his time as a Husky, he posted the sixth and seventh-best seasons all-time from the field (.568 and .566)
- Already a Double Husky graduating from Northeastern in 2010 with a bachelor's degree and completing his master's in Informatics from the College of Professional Studies in March 2017



Tom Murphy
Director of
Basketball Advancement

14th season
Springfield '60


- Formerly serving as Associate Head Coach of NU for four seasons, enters his 14th season with the program
- Responsible for head coach Bill Coen's development as a player and a coach
- Has 36 years of head coaching experience, spending 34 at Hamilton College where he coached Coen
- Gave Coen his first coaching job at Hamilton where he was an assistant under him from 1987-89
- Posted a 602-263 record, leading Hamilton to 30 postseason berths and 16 seasons of 20 or more wins.
- Inducted into the New York, Utica & SUNY halls of fame & was named the March of Dimes Coach of the Year in 1999
- A five-time New York State Coach of the Year, a three-time District Coach of the Year and was named the National Coach of the Year in 1979
- Coached 20 All-Americans and a pair of National Players of the Year



Danny Young
Director of
Basketball Operations

Third season
Northeastern '15

- Enters his third season as the director of basketball operations with Northeastern
- As an undergrad, Young was the head manager for the Huskies and played a key role in helping Northeastern return to the NCAA Tournament in 2015 for the first time in 24 years
- Young was involved in all aspects of the operation including video, travel logistics and player assistance working under and learning from an esteemed group of coaches and staff while at Northeastern including current head coach Bill Coen; current UMass Lowell head coach Pat Duquette; current Dartmouth head coach, Dave McLaughlin; current video analyst for the Oklahoma City Thunder Steve Scalzi; and current Director of Performance for the Boston Celtics Art Horne
- While a student, Young also assisted former Northeastern athletic director and NCAA men's basketball selection committee member, Peter Roby, on all facets regarding Roby's committee duties



Nate Bock
Athletic Trainer

Second season (with
MBB)
Vermont '14

- Bock joined Northeastern University sports performance staff at the start of the 2016-17 season and after serving two seasons as the primary athletic trainer for the men's soccer program has transitioned to work with the men's basketball program in 2018-19
- Bock came to Northeastern after spending two seasons working with the University of Vermont men's lacrosse team
- He graduated with a bachelor's degree from UVM in 2014
- During his time at Vermont, Bock also worked toward a Master's of Science in exercise science and rehabilitation online through California University of Pennsylvania

2019-20 SEASON/CAREER HIGHS

#00 JASON STRONG

Category	Season High	Career High
Points	18 at Holy Cross (11/19/19)	18 at Holy Cross (11/19/19)
Rebounds	9 at Detroit Mercy (12/19/19)	9 at Detroit Mercy (12/19/19)
Assists	2 (2x), Last at Detroit Mercy (12/19/19)	2 (3x), Last at Detroit Mercy (12/19/19)
Steals	1 vs. Maine (12/4/19)	1 (4x), Last vs. Maine (12/4/19)
Blocks	1 (4x), Last at Detroit Mercy (12/19/19)	1 (7x), Last at Detroit Mercy (12/19/19)
Minutes	23, Last at Detroit Mercy (12/19/19)	23 (2x), Last at Detroit Mercy (12/19/19)
FG Made	7 at Holy Cross (11/19/19)	7 (2x), Last at Holy Cross (11/19/19)
FG Att.	8 at Holy Cross (11/19/19)	10 at Vermont (12/16/18)
3-pt. FG Made	4 at Holy Cross (11/19/19)	4 at Holy Cross (11/19/19)
3-pt. FG Att.	4 at Holy Cross (11/19/19)	5 vs. Davidson (11/18/18)
FT Made	3 at Detroit Mercy (12/19/19)	3 at Detroit Mercy (12/19/19)
FT Attempts	4 at Detroit Mercy (12/19/19)	4 at Detroit Mercy (12/19/19)

#1 VITO CUBRILLO

Category	Season High	Career High
Points	-	-
Rebounds	-	-
Assists	1 at Holy Cross (11/19/19)	Same
Steals	-	-
Blocks	-	-
Minutes	9 at Holy Cross (11/19/19)	Same
FG Made	-	-
FG Att.	4 at Holy Cross (11/19/19)	-
3-pt. FG Made	-	-
3-pt. FG Att.	4 at Holy Cross (11/19/19)	-
FT Made	-	-
FT Attempts	-	-

#2 TYSON WALKER

Category	Season High	Career High
Points	20 vs. South Alabama (11/25/19)	SAME
Rebounds	5 (3x), Last at Towson (12/28/19)	SAME
Assists	6 (2x), Last at JMU (12/30/19)	SAME
Steals	4 vs. Maine (12/4/19)	SAME
Blocks	2 vs. Davidson (12/7/19)	SAME
Minutes	35 vs. Maine (12/4/19)	SAME
FG Made	8 vs. South Alabama (11/25/19)	SAME
FG Att.	13 vs. South Alabama (11/25/19)	SAME
3-pt. FG Made	3 (2x), Last at JMU (12/30/19)	SAME
3-pt. FG Att.	6 (2x), Last at JMU (12/30/19)	SAME
FT Made	4 vs. Maine (12/4/19)	SAME
FT Attempts	5 vs. Maine (12/4/19)	SAME

#10 GREG EBOIGBODIN

Category	Season High	Career High
Points	13 vs. Weber State (11/27/19)	13 vs. Weber State (11/27/19)
Rebounds	9 vs. South Alabama (11/25/19)	9 vs. South Alabama (11/25/19)
Assists	3 vs. Weber State (11/27/19)	3 vs. Weber State (11/27/19)
Steals	2 (2x), Last vs. South Alabama (11/25/19)	2 (4x), Last vs. South Alabama (11/25/19)
Blocks	1 (2x), Last vs. Drake (11/26/19)	3 at Wisconsin (1/19/18)
Minutes	34 vs. South Alabama (11/25/19)	34 vs. South Alabama (11/25/19)
FG Made	4 vs. South Alabama (11/25/19)	5 at Michigan (1/6/18)
FG Att.	7 vs. South Alabama (11/25/19)	7 (2x), Last vs. South Alabama (11/25/19)
3-pt. FG Made	-	-
3-pt. FG Att.	1 vs. Drake (11/26/19)	1 vs. Drake (11/26/19)
FT Made	4 vs. South Alabama (11/25/19)	4 (4x), Last vs. South Alabama (11/25/19)
FT Attempts	4 vs. South Alabama (11/25/19)	4 (4x), Last vs. South Alabama (11/25/19)

#12 JORDAN ROLAND

Category	Season High	Career High
Points	42* vs. Harvard (11/8/19)	* School Record
Rebounds	6 (2x), Last at Towson (12/28/19)	6 (3x), Last at Towson (12/28/19)
Assists	4 vs. Weber State (11/27/19)	4 (6x), Last vs. Weber State (11/27/19)
Steals	4 vs. South Alabama (11/25/19)	4 vs. South Alabama (11/25/19)
Blocks	1 (5x), Last at Towson (12/28/19)	2 (3x), Last vs. UIC (3/20/17)
Minutes	40 (3x), Last vs. Davidson (12/7/19)	42 at Charleston (2/16/19)
FG Made	15 at Boston U. (11/5/19)	15 at Boston U. (11/5/19)
FG Att.	24 at Boston U. (11/5/19)	24 at Boston U. (11/5/19)
3-pt. FG Made	6 (3x), Last at Holy Cross (11/19/19)	8 at James Madison (1/26/19)
3-pt. FG Att.	10 vs. ODU (11/16/19)	12 at James Madison (1/26/19)
FT Made	10 vs. Harvard (11/8/19)	10 (2x), Last vs. Harvard (11/8/19)
FT Attempts	11 vs. Harvard (11/8/19)	11 (2x), Last vs. Harvard (11/8/19)

#13 MYLES FRANKLIN

Category	Season High	Career High
Points	10 at Holy Cross (11/19/19)	10 at Holy Cross (11/19/19)
Rebounds	6 at EMU (12/17/19)	6 at EMU (12/17/19)
Assists	5 (2x), Last at EMU (12/17/19)	5 (2x), Last at EMU (12/17/19)
Steals	2 (2x), Last at Holy Cross (11/19/19)	2 (2x), Last at Holy Cross (11/19/19)
Blocks	1 at Holy Cross (11/19/19)	1 at Holy Cross (11/19/19)
Minutes	25 vs. South Alabama (11/25/19)	28 vs. Davidson (11/18/18)
FG Made	3 (2x), Last vs. South Alabama (11/25/19)	3 (3x), Last vs. South Alabama (11/25/19)
FG Att.	8 (2x), Last vs. South Alabama (11/25/19)	8 (2x), Last vs. South Alabama (11/25/19)
3-pt. FG Made	2 (3x), Last at EMU (12/17/19)	2 (4x), Last at EMU (12/17/19)
3-pt. FG Att.	4 (3x), Last at Detroit Mercy (12/19/19)	4 (4x), Last at Detroit Mercy (12/19/19)
FT Made	6 vs. Drake (11/26/19)	6 vs. Drake (11/26/19)
FT Attempts	8 vs. Drake (11/26/19)	8 vs. Drake (11/26/19)

#14 MAXIME BOURSIQUOT

Category	Season High	Career High
Points	12 at Towson (12/28/19)	17 (2x), Last vs. Delaware (3/4/18)
Rebounds	10 (2x), Last at Detroit Mercy (12/19/19)	13 at Drexel (1/2/17)
Assists	4 (2x), Last at Detroit Mercy (12/19/19)	5 vs. Harvard (11/30/17)
Steals	3 (2x), Last vs. ODU (11/16/19)	3 (3x), Last vs. ODU (11/16/19)
Blocks	1 (2x), Last at EMU (12/17/19)	1 (13x), Last at EMU (12/17/19)
Minutes	30 (2x), Last at EMU (12/17/19)	47 at Elon (2/23/17)
FG Made	4 (4x), Last at Towson (12/28/19)	8 at Oakland (12/20/16)
FG Att.	9 vs. Davidson (12/7/19)	15 at Oakland (12/20/16)
3-pt. FG Made	2 (2x), Last vs. Davidson (12/7/19)	3 (3x), Last vs. James Madison (1/7/18)
3-pt. FG Att.	5 vs. Davidson (12/7/19)	5 vs. Davidson (12/7/19)
FT Made	4 at Towson (12/28/19)	4 (3x), Last at Towson (12/28/19)
FT Attempts	5 at EMU (12/17/19)	5 at EMU (12/17/19)

#20 BOLDEN BRACE

Category	Season High	Career High
Points	22 at Detroit Mercy (12/19/19)	40 at Elon (2/23/17)
Rebounds	12 at UMass (11/12/19)	14 vs. Elon (2/9/19)
Assists	8 at JMU (12/30/19)	9 vs. Hofstra (3/12/19)
Steals	4 vs. Maine (12/4/19)	4 vs. Maine (12/4/19)
Blocks	1 (3x), Last at EMU (12/17/19)	2 (5x), Last vs. Kansas (3/21/19)
Minutes	39 at EMU (12/17/19)	50 at Elon (2/23/17)
FG Made	7 (3x), Last at Detroit Mercy (12/19/19)	14 at Elon (2/23/17)
FG Att.	13 at UMass (11/12/19)	26 at Elon (2/23/17)
3-pt. FG Made	4 (2x), Last vs. Weber State (11/27/19)	10 at Elon (2/23/17)
3-pt. FG Att.	8 (3x), Last at JMU (12/30/19)	20 at Elon (2/23/17)
FT Made	5 (2x), Last at JMU (12/30/19)	6 (3x), Last vs. Hofstra (3/12/19)
FT Attempts	6 (2x), Last at JMU (12/30/19)	7 (2x), Last at Hofstra (1/25/18)

#21 GUILIEN SMITH

Category	Season High	Career High
Points	6 (2x), Last at Detroit Mercy (12/19/19)	29 at Bryant (12/22/16)
Rebounds	1 (3x), Last at EMU (12/17/19)	6 vs. Maine (12/10/16)
Assists	1 (2x), Last at Towson (12/28/19)	5 (3x), Last at Penn (3/3/17)
Steals	1 at Towson (12/28/19)	3 (3x), Last vs. Columbia (2/18/17)
Blocks	1 vs. Drake (11/26/19)	1 (4x), Last vs. Drake (11/26/19)
Minutes	10 (2x), Last at EMU (12/17/19)	37 vs. Columbia (2/18/17)
FG Made	2 (2x), Last at Detroit Mercy (12/19/19)	10 at Bryant (12/22/16)
FG Att.	7 at EMU (12/17/19)	18 at Bryant (12/22/16)
3-pt. FG Made	2 (2x), Last at Detroit Mercy (12/19/19)	5 at Bryant (12/22/16)
3-pt. FG Att.	4 at EMU (12/17/19)	9 at Bryant (12/22/16)
FT Made	1 at Holy Cross (11/19/19)	10 at LIU Brooklyn (12/18/16)
FT Attempts	2 at Holy Cross (11/19/19)	12 at LIU Brooklyn (12/18/16)

#22 QUIRIN EMANGA

Category	Season High	Career High
Points	5 at Holy Cross (11/19/19)	Same
Rebounds	5 at Holy Cross (11/19/19)	Same
Assists	-	-
Steals	2 at Holy Cross (11/19/19)	Same
Blocks	-	-
Minutes	16 at Holy Cross (11/19/19)	Same
FG Made	2 at Holy Cross (11/19/19)	Same
FG Att.	4 at Holy Cross (11/19/19)	Same
3-pt. FG Made	1 (3x), Last at JMU (12/30/19)	Same
3-pt. FG Att.	3 at Holy Cross (11/19/19)	Same
FT Made	-	-
FT Attempts	-	-

#24 SHAQUILLE WALTERS

Category	Season High	Career High
Points	12 at JMU (12/30/19)	20 vs. La Verne (11/10/17)
Rebounds	12 at JMU (12/30/19)	12 at JMU (12/30/19)
Assists	4 at JMU (12/30/19)	4 at JMU (12/30/19)
Steals	3 at JMU (12/30/19)	3 at JMU (12/30/19)
Blocks	2 at Detroit Mercy (12/19/19)	2 at Detroit Mercy (12/19/19)
Minutes	37 vs. Davidson (12/7/19)	37 vs. Davidson (12/7/19)
FG Made	4 (2x), Last at JMU (12/30/19)	8 vs. La Verne (11/10/17)
FG Att.	9 (2x), Last at JMU (12/30/19)	10 at Southern Cal (12/14/17)
3-pt. FG Made	2 vs. Weber State (11/27/19)	2 vs. Weber State (11/27/19)
3-pt. FG Att.	4 (4x), Last at JMU (12/30/19)	4 (4x), Last at JMU (12/30/19)
FT Made	4 at Detroit Mercy (12/19/19)	4 (2x), Last at Detroit Mercy (12/19/19)
FT Attempts	4 (4x), Last at JMU (12/30/19)	4 (6x), Last at JMU (12/30/19)

#33 TOMAS MURPHY

Category	Season High	Career High
Points	18 at UMass (11/12/19)	21 (3x), Last vs. Towson (2/23/19)
Rebounds	5 at UMass (11/12/19)	12 (2x), Last vs. Towson (2/23/19)
Assists	2 (2x), Last vs. ODU (11/16/19)	7 vs. Eastern Michigan (12/1/18)
Steals	1 vs. ODU (11/16/19)	2 (3x), Last vs. Towson (2/23/19)
Blocks	2 vs. Harvard (11/8/19)	Same
Minutes	32 at UMass (11/12/19)	37 vs. Towson (2/23/19)
FG Made	9 at UMass (11/12/19)	9 at UMass (11/12/19)
FG Att.	12 at UMass (11/12/19)	14 at Bucknell (11/28/18)
3-pt. FG Made	-	3 at Boston U. (11/10/17)
3-pt. FG Att.	1 vs. ODU (11/16/19)	6 at Boston U. (11/10/17)
FT Made	2 at Boston U. (11/5/19)	5 (4x), Last vs. William & Mary (2/17/18)
FT Attempts	2 (2x), Last vs. Harvard (11/8/19)	6 (4x), Last vs. William & Mary (2/17/18)

2019-20 SEASON STATS

2019-20 Northeastern Combined Team Statistics (as of Jan 03, 2020) All games

RECORD:	OVERALL	HOME	AWAY	NEUTRAL
ALL GAMES	9-6	3-2	5-2	1-2
CONFERENCE	3-0	1-0	2-0	0-0
NON-CONFERENCE	6-6	2-2	3-2	1-2

##	Player	gp-gs	min	avg	Total		3-Point		F-Throw		Rebounds				pf	dq	a	to	blk	stl	pts	avg
					fg-fga	fg%	3fg-fga	3fg%	ft-fa	ft%	off	def	tot	avg								
12	Roland, Jordan	15-15	560	37.3	114-226	.504	44-106	.415	61-68	.897	4	44	48	3.2	26	0	29	27	6	27	333	22.2
02	Walker, Tyson	15-15	435	29.0	69-135	.511	23-50	.460	20-32	.625	5	23	28	1.9	35	0	52	34	4	26	181	12.1
20	Brace, Bolden	15-15	472	31.5	49-107	.458	32-71	.451	18-23	.783	20	73	93	6.2	33	1	32	19	3	13	148	9.9
33	Murphy, Tomas	4-4	117	29.3	17-24	.708	0-1	.000	3-4	.750	5	6	11	2.8	10	0	6	8	3	1	37	9.3
14	Boursiquot, Maxime	13-8	292	22.5	37-68	.544	8-15	.533	14-18	.778	15	46	61	4.7	40	1	17	31	2	18	96	7.4
24	Walters, Shaquille	15-13	374	24.9	35-86	.407	8-37	.216	21-27	.778	7	56	63	4.2	34	1	22	26	3	10	99	6.6
13	Franklin, Myles	15-0	224	14.9	17-49	.347	11-30	.367	16-20	.800	6	13	19	1.3	19	0	23	22	1	6	61	4.1
00	Strong, Jason	15-0	172	11.5	22-46	.478	7-14	.500	7-8	.875	8	25	33	2.2	16	0	7	6	3	1	58	3.9
10	Eboigbodin, Greg	13-5	222	17.1	18-33	.545	0-1	.000	11-11	1.000	17	51	68	5.2	31	0	12	9	2	5	47	3.6
21	Smith, Guillien	11-0	49	4.5	5-18	.278	5-10	.500	2-4	.500	1	2	3	0.3	2	0	2	5	1	1	17	1.5
22	Emanga, Quirin	11-0	73	6.6	5-10	.500	3-8	.375	0-0	.000	1	11	12	1.1	5	0	1	3	2	3	13	1.2
01	Cubriilo, Vito	5-0	10	2.0	0-5	.000	0-5	.000	0-0	.000	0	0	0	0.0	0	0	1	0	0	0	0	0.0
Team											16	18	34				5					
Total.....		15	3000		388-807	.481	141-348	.405	173-215	.805	105	368	473	31.5	251	3	204	195	30	111	1090	72.7
Opponents.....		15	3000		362-814	.445	92-305	.302	171-255	.671	122	325	447	29.8	232	-	147	184	38	86	987	65.8

TEAM STATISTICS

	NU	OPP
SCORING	1090	987
Points per game	72.7	65.8
Scoring margin	+6.9	-
FIELD GOALS-ATT	388-807	362-814
Field goal pct	.481	.445
3 POINT FG-ATT	141-348	92-305
3-point FG pct	.405	.302
3-pt FG made per game	9.4	6.1
FREE THROWS-ATT	173-215	171-255
Free throw pct	.805	.671
F-Throws made per game	11.5	11.4
REBOUNDS	473	447
Rebounds per game	31.5	29.8
Rebounding margin	+1.7	-
ASSISTS	204	147
Assists per game	13.6	9.8
TURNOVERS	195	184
Turnovers per game	13.0	12.3
Turnover margin	-0.7	-
Assist/turnover ratio	1.0	0.8
STEALS	111	86
Steals per game	7.4	5.7
BLOCKS	30	38
Blocks per game	2.0	2.5
ATTENDANCE	6526	11058
Home games-Avg/Game	5-1305	7-1424
Neutral site-Avg/Game	-	3-363

Date	Opponent		Score	Att.
11/05/19	at Boston University	w	72-67	1171
11/08/19	HARVARD	w	84-79	1557
11/12/19	at UMass	L	71-80	2145
11/16/19	ODU	L	69-76	2209
11/19/19	at Holy Cross	w	101-44	1432
11/25/19	vs South Alabama	L	62-74	346
11/26/19	vs Drake	L	56-59	427
11/27/19	vs Weber State	w	79-69	317
12/04/19	MAINE	w	78-63	628
12/07/19	DAVIDSON	L	63-70	1501
12/17/19	at Eastern Michigan	L	55-60	1077
12/19/19	at Detroit Mercy	w	74-61	1151
* 12/28/19	at Towson	w	61-45	1102
* 12/30/19	at James Madison	w	88-72	1890
* 01/02/20	ELON	w	77-68	631

* - CAA game

Score by Periods	1st	2nd	Totals
Northeastern	554	536	1090
Opponents	453	534	987

2019-20 Northeastern Combined Team Statistics (as of Jan 03, 2020) CAA games only

RECORD:	OVERALL	HOME	AWAY	NEUTRAL
ALL GAMES	3-0	1-0	2-0	0-0
CONFERENCE	3-0	1-0	2-0	0-0
NON-CONFERENCE	0-0	0-0	0-0	0-0

#	Player	gp-gs	min	avg	Total		3-Point		F-Throw		Rebounds				pf	dq	a	to	blk	stl	pts	avg
					fg-fga	fg%	3fg-fga	3fg%	ft-fa	ft%	off	def	tot	avg								
12	Roland, Jordan	3-3	112	37.3	24-51	.471	6-18	.333	10-13	.769	2	11	13	4.3	4	0	6	3	2	6	64	21.3
02	Walker, Tyson	3-3	96	32.0	24-37	.649	10-19	.526	6-11	.545	0	7	7	2.3	6	0	12	5	1	4	64	21.3
20	Brace, Bolden	3-3	99	33.0	10-22	.455	7-14	.500	7-8	.875	3	16	19	6.3	2	0	11	3	0	2	34	11.3
24	Walters, Shaquille	3-3	86	28.7	7-18	.389	2-7	.286	5-7	.714	2	17	19	6.3	8	0	6	5	0	3	21	7.0
14	Boursiquot, Maxime	3-3	71	23.7	8-16	.500	1-3	.333	4-4	1.000	3	13	16	5.3	10	0	4	6	0	3	21	7.0
00	Strong, Jason	3-0	33	11.0	4-11	.364	0-1	.000	2-2	1.000	1	4	5	1.7	4	0	0	0	0	0	10	3.3
22	Emanga, Quirin	3-0	31	10.3	2-3	.667	1-2	.500	0-0	.000	0	5	5	1.7	2	0	1	2	2	1	5	1.7
10	Eboigbodin, Greg	3-0	34	11.3	1-3	.333	0-0	.000	2-2	1.000	2	9	11	3.7	5	0	0	0	0	0	4	1.3
13	Franklin, Myles	3-0	28	9.3	1-6	.167	0-5	.000	0-0	.000	0	4	4	1.3	3	0	3	4	0	1	2	0.7
21	Smith, Guillen	3-0	9	3.0	0-2	.000	0-1	.000	1-2	.500	0	0	0	0.0	0	0	1	1	0	1	1	0.3
01	Cubriilo, Vito	2-0	1	0.5	0-1	.000	0-1	.000	0-0	.000	0	0	0	0.0	0	0	0	0	0	0	0	0.0
Team											2	5	7				1					
Total.....		3	600		81-170	.476	27-71	.380	37-49	.755	15	91	106	35.3	44	0	44	30	5	21	226	75.3
Opponents.....		3	600		72-170	.424	14-53	.264	27-46	.587	19	83	102	34.0	46	-	30	36	4	7	185	61.7

TEAM STATISTICS	NU	OPP
SCORING	226	185
Points per game	75.3	61.7
Scoring margin	+13.7	-
FIELD GOALS-ATT	81-170	72-170
Field goal pct	.476	.424
3 POINT FG-ATT	27-71	14-53
3-point FG pct	.380	.264
3-pt FG made per game	9.0	4.7
FREE THROWS-ATT	37-49	27-46
Free throw pct	.755	.587
F-Throws made per game	12.3	9.0
REBOUNDS	106	102
Rebounds per game	35.3	34.0
Rebounding margin	+1.3	-
ASSISTS	44	30
Assists per game	14.7	10.0
TURNOVERS	30	36
Turnovers per game	10.0	12.0
Turnover margin	+2.0	-
Assist/turnover ratio	1.5	0.8
STEALS	21	7
Steals per game	7.0	2.3
BLOCKS	5	4
Blocks per game	1.7	1.3
ATTENDANCE	631	2992
Home games-Avg/Game	1-631	2-1496
Neutral site-Avg/Game	-	0-0

Date	Opponent		Score	Att.
* 12/28/19	at Towson	w	61-45	1102
* 12/30/19	at James Madison	w	88-72	1890
* 01/02/20	ELON	w	77-68	631

* - CAA game

Score by Periods	1st	2nd	Totals
Northeastern	113	113	226
Opponents	80	105	185

PLAYER CAREER STATS

MAX BOURSQUOT

CAREER STATISTICS

	GP/GS		MIN/AVG		FG			3-Point			Free Throw			Rebounds				AST	BLK	STL	Scoring	
					FG	FGA	PCT	FG	FGA	PCT	FT	FTA	PCT	OFF	DEF	TOT	AVG				PTS	AVG
2016-17	31	2	625	20.2	62	127	.488	10	18	.556	29	42	.690	39	91	130	4.2	20	6	10	163	5.3
2017-18	33	32	648	19.6	87	168	.518	13	40	.325	22	32	.688	35	91	126	3.8	42	7	25	209	6.3
2018-19	-REDSHIRT SEASON-																					
2019-20	13	8	292	22.5	37	68	.544	8	15	.533	14	18	.778	15	46	61	4.7	17	2	18	96	6.1
TOTAL	77	42	1565	20.3	186	363	.512	31	73	.425	65	92	.707	89	228	317	4.1	79	15	53	468	6.1

CAA STATISTICS

	GP/GS		MIN/AVG		FG			3-Point			Free Throw			Rebounds				AST	BLK	STL	Scoring	
					FG	FGA	PCT	FG	FGA	PCT	FT	FTA	PCT	OFF	DEF	TOT	AVG				PTS	AVG
2016-17	18	4	404	22.4	36	70	.514	8	14	.571	13	21	.619	22	66	88	4.9	15	4	4	93	5.2
2017-18	18	18	326	18.1	45	88	.511	7	20	.350	14	19	.737	22	43	65	3.6	19	4	17	111	6.2
2018-19	-REDSHIRT SEASON-																					
2019-20	3	3	71	23.7	8	16	.500	1	3	.333	4	4	1.000	3	13	16	5.3	4	0	3	21	7.0
TOTAL	39	25	801	20.5	89	174	.511	16	37	.432	31	44	.705	47	122	169	4.3	38	8	24	225	5.8

BOLDEN BRACE

CAREER STATISTICS

	GP/GS		MIN/AVG		FG			3-Point			Free Throw			Rebounds				AST	BLK	STL	Scoring	
					FG	FGA	PCT	FG	FGA	PCT	FT	FTA	PCT	OFF	DEF	TOT	AVG				PTS	AVG
2016-17	31	9	757	24.4	75	207	.362	56	172	.326	25	31	.806	14	88	102	3.3	49	9	12	231	7.5
2017-18	33	6	812	24.6	82	178	.461	55	139	.396	42	51	.824	24	132	156	4.7	72	14	21	261	7.9
2018-19	34	34	1067	31.4	111	235	.472	57	138	.413	59	74	.797	26	181	207	6.1	92	9	32	338	9.9
2019-20	15	15	470	31.3	49	107	.458	32	71	.451	18	23	.783	20	73	93	6.2	32	3	14	148	9.9
TOTAL	113	63	3105	27.5	317	727	.436	200	520	.385	144	179	.804	84	474	558	4.9	245	35	79	978	8.7

CAA STATISTICS

	GP/GS		MIN/AVG		FG			3-Point			Free Throw			Rebounds				AST	BLK	STL	Scoring	
					FG	FGA	PCT	FG	FGA	PCT	FT	FTA	PCT	OFF	DEF	TOT	AVG				PTS	AVG
2016-17	18	6	517	28.7	61	152	.401	45	124	.363	16	18	.889	8	56	64	3.6	37	8	8	183	10.2
2017-18	18	0	473	26.3	48	99	.485	33	77	.429	27	33	.818	15	84	99	5.5	42	7	12	156	8.7
2018-19	18	18	625	34.2	69	146	.473	33	80	.413	31	40	.775	14	108	122	6.8	48	5	18	202	11.2
2019-20	3	3	97	32.3	10	22	.455	7	14	.500	7	8	.875	3	16	19	6.3	11	0	3	34	11.3
TOTAL	57	27	1702	29.9	188	419	.449	118	295	.400	81	99	.818	40	264	304	5.3	138	20	41	575	10.1

VITO CUBRILO

CAREER STATISTICS

	GP/GS		MIN/AVG		FG			3-Point			Free Throw			Rebounds				AST	BLK	STL	Scoring	
					FG	FGA	PCT	FG	FGA	PCT	FT	FTA	PCT	OFF	DEF	TOT	AVG				PTS	AVG
2019-20	5	0	10	2.0	0	5	.000	0	5	.000	0	0	.000	0	0	0	0.0	1	0	0	0	0.0

CAA STATISTICS

	GP/GS		MIN/AVG		FG			3-Point			Free Throw			Rebounds				AST	BLK	STL	Scoring	
					FG	FGA	PCT	FG	FGA	PCT	FT	FTA	PCT	OFF	DEF	TOT	AVG				PTS	AVG
2019-20	2	0	2	0.5	0	1	.000	0	1	.000	0	0	.000	0	0	0	0.0	0	0	0	0	0.0

GREG EBOIGBODIN

CAREER STATISTICS

	GP/GS		MIN/AVG		FG			3-Point			Free Throw			Rebounds				AST	BLK	STL	Scoring	
					FG	FGA	PCT	FG	FGA	PCT	FT	FTA	PCT	OFF	DEF	TOT	AVG				PTS	AVG
2017-18*	30	2	318	10.6	27	49	.551	0	0	.000	11	25	.440	33	40	73	2.4	8	11	11	65	2.2
2018-19	-REDSHIRT SEASON-																					
2019-20	13	5	222	17.1	18	33	.545	0	1	.000	11	11	1.000	17	51	68	5.7	12	2	5	47	3.9
TOTAL	43	7	540	12.6	45	82	.549	0	1	.000	22	36	.611	50	91	141	3.4	20	13	16	112	2.7

* Stats at Illinois

LEAGUE STATISTICS

	GP/GS		MIN/AVG		FG			3-Point			Free Throw			Rebounds				AST	BLK	STL	Scoring	
					FG	FGA	PCT	FG	FGA	PCT	FT	FTA	PCT	OFF	DEF	TOT	AVG				PTS	AVG
2017-18*	17	2	238	13.9	24	37	.649	0	0	.000	8	18	.444	21	29	50	3.1	7	8	6	56	3.2
2018-19	-REDSHIRT SEASON-																					
2019-20	3	0	34	11.3	1	3	.333	0	0	.000	2	2	1.000	2	9	11	5.5	0	0	0	4	2.0
TOTAL	20	2	272	13.6	25	40	.625	0	0	.000	10	20	.500	23	38	61	3.2	7	8	6	60	3.2
CAA	3	0	34	11.3	1	3	.333	0	0	.000	2	2	1.000	2	9	11	5.5	0	0	0	4	2.0

PLAYER CAREER STATS

QUIRIN EMANGA

CAREER STATISTICS

			FG			3-Point			Free Throw			Rebounds								Scoring	
	GP/GS	MIN/AVG	FG	FGA	PCT	FG	FGA	PCT	FT	FTA	PCT	OFF	DEF	TOT	AVG	AST	BLK	STL	PTS	AVG	
2019-20	11/0	72/6.5	5	10	.500	3	8	.375	0	0	.000	1	11	12	1.1	1	2	2	13	1.2	

CAA STATISTICS

			FG			3-Point			Free Throw			Rebounds								Scoring	
	GP/GS	MIN/AVG	FG	FGA	PCT	FG	FGA	PCT	FT	FTA	PCT	OFF	DEF	TOT	AVG	AST	BLK	STL	PTS	AVG	
2019-20	3/0	30/10.0	2	3	.667	1	2	.500	0	0	.000	0	5	5	1.7	1	2	0	5	1.7	

MYLES FRANKLIN

CAREER STATISTICS

	GP/GS		MIN/AVG		FG			3-Point			Free Throw			Rebounds				Scoring			
					FG	FGA	PCT	FG	FGA	PCT	FT	FTA	PCT	OFF	DEF	TOT	AVG	AST	BLK	STL	PTS
2017-18	16/0	58/3.6	5	13	.384	2	8	.250	3	6	.500	0	6	6	0.4	3	0	1	15	0.9	
2018-19	28/1	288/10.3	13	42	.310	7	24	.292	16	26	.615	9	15	24	0.9	21	0	2	49	1.8	
2019-20	15/0	225/15.0	17	49	.347	11	30	.367	16	20	.800	6	13	19	1.4	23	1	6	61	4.1	
TOTAL	59/1	571/9.8	35	104	.337	20	62	.323	35	52	.673	15	34	49	0.8	47	1	9	125	2.1	

CAA STATISTICS

	GP/GS		MIN/AVG		FG			3-Point			Free Throw			Rebounds				AST		BLK	STL	Scoring	
					FG	FGA	PCT	FG	FGA	PCT	FT	FTA	PCT	OFF	DEF	TOT	AVG					PTS	AVG
2017-18	5/0	10/2.0	1	3	.333	0	2	.000	0	2	.000	0	1	1	0.2	0	0	1	2	0.4			
2018-19	14/0	133/9.5	8	18	.444	5	12	.417	9	15	.600	6	4	10	0.7	10	0	1	30	2.1			
2019-20	3/0	29/9.7	1	6	.167	0	5	.000	0	0	.000	0	4	4	2.0	3	0	1	2	0.7			
TOTAL	22/0	172/7.8	10	27	.370	5	19	.263	9	17	.529	6	9	15	0.7	13	0	3	34	1.5			

TOMAS MURPHY

CAREER STATISTICS

			FG			3-Point			Free Throw			Rebounds								Scoring	
	GP/GS	MIN/AVG	FG	FGA	PCT	FG	FGA	PCT	FT	FTA	PCT	OFF	DEF	TOT	AVG	AST	BLK	STL	PTS	AVG	
2017-18	33/0	533/16.2	88	155	.568	4	16	.250	37	49	.755	39	40	79	2.4	26	3	4	217	6.6	
2018-19	31/8	590/19.0	100	198	.505	13	28	.464	37	50	.740	35	70	105	3.4	27	4	12	250	8.1	
2019-20	4/4	117/29.3	17	24	.708	0	1	.000	3	4	.750	5	6	11	2.8	6	3	1	37	9.3	
TOTAL	68/12	1230/18.1	205	377	.544	17	45	.378	77	103	.748	79	116	195	2.9	59	10	17	504	7.4	

CAA STATISTICS

			FG			3-Point			Free Throw			Rebounds								Scoring	
	GP/GS	MIN/AVG	FG	FGA	PCT	FG	FGA	PCT	FT	FTA	PCT	OFF	DEF	TOT	AVG	AST	BLK	STL	PTS	AVG	
2017-18	18/0	291/16.2	53	87	.609	1	5	.200	26	30	.867	21	22	43	2.4	13	1	3	133	7.4	
2018-19	15/1	266/17.7	48	88	.545	9	16	.563	10	13	.769	18	32	50	3.3	8	2	7	115	7.7	
2019-20	DNP																				
TOTAL	33/1	557/16.9	101	175	.577	10	21	.476	36	43	.837	39	54	93	2.8	21	3	10	248	7.5	

JORDAN ROLAND

CAREER STATISTICS

	GP/GS		MIN/AVG		FG		3-Point		Free Throw			Rebounds				AST		BLK	STL	Scoring	
					FG	FGA	PCT	FG	FGA	PCT	FT	FTA	PCT	OFF	DEF	TOT	AVG			PTS	AVG
2015-16*	35/0	163/4.7	11	45	.244	2	14	.143	17	22	.773	5	9	14	0.4	5	1	5	41	1.2	
2016-17*	35/11	703/20.1	88	185	.476	43	103	.417	16	23	.696	16	54	70	2.0	48	10	27	235	6.7	
2017-18	-REDSHIRT SEASON-																				
2018-19	34/24	1038/30.5	167	370	.451	99	246	.402	65	72	.903	16	65	81	2.4	58	8	40	498	14.6	
2019-20	15/15	558/37.2	114	226	.504	44	106	.415	61	68	.897	4	44	48	3.2	29	6	28	333	22.2	
TOTAL	119/50	2462/20.7	380	826	.460	188	469	.401	159	185	.859	41	172	213	1.8	140	25	100	1107	9.3	
NU TOTAL	49/39	1596/32.6	281	596	.471	143	352	.406	126	140	.900	20	109	129	2.6	87	14	68	831	17.0	

* at George Washington

LEAGUE STATISTICS

	GP/GS		MIN/AVG		FG		3-Point		Free Throw		Rebounds		TOT	AVG	AST	BLK	STL	Scoring		
					FG	PCT	FG	PCT	FT	PCT	OFF	DEF						PTS	AVG	
2015-16*	17/0	89/5.2	6	27	.222	1	9	.111	11	13	.846	3	6	9	0.5	2	0	2	24	1.4
2016-17*	18/4	354/19.7	42	93	.452	22	52	.423	4	7	.571	7	21	28	1.6	21	6	13	110	6.1
2017-18	-REDSHIRT SEASON-																			
2018-19	18/12	555/30.8	87	204	.426	51	133	.383	36	41	.878	10	35	45	2.5	32	6	24	261	14.5
2019-20	3/3	110/36.7	24	51	.471	6	18	.333	10	13	.769	2	11	13	4.3	6	2	7	64	21.3
TOTAL	56/19	1108/19.8	159	375	.424	80	212	.377	61	74	.824	22	73	95	1.7	61	14	46	459	8.2
A-10	35/4	443/12.7	48	120	.400	23	61	.377	15	20	.750	10	27	37	1.1	23	6	15	134	3.8
CAA	21/15	665/31.7	111	255	.435	57	151	.377	46	54	.852	12	46	58	2.8	38	8	31	325	15.5

PLAYER CAREER STATS

GUILIEN SMITH

CAREER STATISTICS

	GP/GS		MIN/AVG		FG			3-Point			Free Throw			Rebounds				Scoring			
					FG	FGA	PCT	FG	FGA	PCT	FT	FTA	PCT	OFF	DEF	TOT	AVG	AST	BLK	STL	PTS
2015-16*	28/8	412/14.7	49	129	.380	13	45	.289	29	37	.784	7	30	37	1.3	14	0	11	140	5.0	
2016-17*	27/27	778/28.8	107	248	.431	34	92	.370	76	101	.752	11	84	95	3.5	49	1	20	324	12.0	
2017-18*	3/3	81/27.0	10	29	.345	2	9	.222	9	9	1.000	1	6	7	2.3	4	0	2	31	10.3	
2018-19*	17/6	258/15.2	23	73	.315	8	38	.211	16	20	.800	5	29	34	2.0	16	2	8	70	4.1	
2019-20	11/0	49/4.5	5	18	.278	5	10	.500	2	4	.500	1	2	3	0.4	2	1	1	17	1.5	
Total	86/44	1577/18.3	194	497	.390	62	194	.320	132	171	.772	25	151	176	2.1	85	4	42	582	6.8	

* - at Dartmouth

LEAGUE STATISTICS

			FG			3-Point			Free Throw			Rebounds							Scoring	
	GP/GS	MIN/AVG	FG	FGA	PCT	FG	FGA	PCT	FT	FTA	PCT	OFF	DEF	TOT	AVG	AST	BLK	STL	PTS	AVG
2015-16*	14/3	204/14.6	22	62	.355	4	15	.267	15	21	.714	2	14	16	1.1	6	0	5	63	4.5
2016-17*	14/14	405/28.9	58	134	.433	15	45	.333	30	45	.667	7	37	44	3.1	25	1	9	161	11.5
2017-18*	-REDSHIRT SEASON-																			
2018-19*	11/1	128/11.6	11	33	.333	4	18	.222	8	12	.667	3	16	19	1.7	7	1	3	34	3.1
2019-20	2/0	9/4.5	0	2	.000	0	1	.000	0	0	.000	0	0	0	0.0	1	0	1	0	0.0
TOTAL	42/18	746/17.8	91	231	.394	23	79	.291	54	80	.675	12	67	79	1.9	39	2	18	259	6.2
IVY	39/18	737/18.9	91	229	.397	23	78	.295	53	78	.679	12	67	79	2.0	38	2	17	258	6.6

JASON STRONG

CAREER STATISTICS

			FG			3-Point			Free Throw			Rebounds								Scoring	
	GP/GS	MIN/AVG	FG	FGA	PCT	FG	FGA	PCT	FT	FTA	PCT	OFF	DEF	TOT	AVG	AST	BLK	STL	PTS	AVG	
2017-18	10/0	31/3.1	0	11	.000	0	3	.000	0	0	.000	1	1	2	0.2	2	0	0	0	0.0	
2018-19	29/3	279/9.6	40	83	.482	10	30	.333	7	10	.700	12	31	43	1.5	6	4	3	97	3.3	
2019-20	15/0	173/11.5	22	46	.478	7	14	.500	7	8	.875	8	24	32	2.3	7	3	1	58	3.9	
Total	54/3	483/8.9	62	140	.484	17	47	.362	14	18	.778	21	56	77	1.5	15	7	4	155	2.9	

CAA STATISTICS

			FG			3-Point			Free Throw			Rebounds								Scoring	
	GP/GS	MIN/AVG	FG	FGA	PCT	FG	FGA	PCT	FT	FTA	PCT	OFF	DEF	TOT	AVG	AST	BLK	STL	PTS	AVG	
2017-18	1/0	2/2.0	0	1	.000	0	0	.000	0	0	.000	0	0	0	0.0	0	0	0	0	0.0	
2018-19	15/1	106/7.1	8	23	.348	1	8	.125	2	3	.667	3	11	14	0.9	4	2	1	19	1.3	
2019-20	3/0	34/11.3	4	11	.364	0	1	.000	2	2	1.000	1	3	4	2.0	0	0	0	10	3.3	
Total	19/1	142/7.5	12	35	.343	1	9	.111	4	5	.800	4	14	18	1.0	4	2	1	29	1.5	

TYSON WALKER

CAREER STATISTICS

			FG			3-Point			Free Throw			Rebounds								Scoring	
	GP/GS	MIN/AVG	FG	FGA	PCT	FG	FGA	PCT	FT	FTA	PCT	OFF	DEF	TOT	AVG	AST	BLK	STL	PTS	AVG	
2019-20	15/15	437/29.1	69	136	.507	23	50	.460	20	32	.625	5	23	28	2.0	52	4	25	181	12.1	

CAA STATISTICS

			FG			3-Point			Free Throw			Rebounds								Scoring	
	GP/GS	MIN/AVG	FG	FGA	PCT	FG	FGA	PCT	FT	FTA	PCT	OFF	DEF	TOT	AVG	AST	BLK	STL	PTS	AVG	
2019-20	3/3	98/32.7	24	38	.632	10	19	.526	6	11	.545	0	7	7	3.5	12	1	3	64	21.3	

SHAQUILLE WALTERS

CAREER STATISTICS

	GP/GS		MIN/AVG		FG			3-Point			Free Throw			Rebounds				AST		BLK	STL	Scoring	
					FG	FGA	PCT	FG	FGA	PCT	FT	FTA	PCT	OFF	DEF	TOT	AVG	AST	PTS			AVG	
2017-18*	21/0	311/14.8	31	67	.463	7	22	.318	10	18	.556	2	35	37	1.8	15	3	4	79	3.8			
2018-19	10/0	123/12.3	3	17	.176	0	4	.000	10	14	.714	1	12	13	1.3	7	1	3	16	1.6			
2019-20	15/13	375/25.0	35	86	.407	8	37	.216	21	27	.778	7	55	62	4.1	22	3	10	99	6.6			
TOTAL	46/13	810/17.6	69	170	.406	15	63	.238	41	59	.695	10	102	112	2.4	45	7	17	194	4.2			
NU TOTAL	25/13	499/20.0	38	103	.369	8	41	.195	31	41	.756	8	67	75	3.0	30	4	13	115	4.6			

* at Santa Clara

LEAGUE STATISTICS

	GP/GS		MIN/AVG		FG		3-Point		Free Throw		Rebounds				AST	BLK	STL	Scoring		
					FG	FGA	PCT	FG	FGA	PCT	FT	FTA	PCT	OFF				DEF	TOT	AVG
2017-18*	8/0	112/14.0	7	22	.318	4	10	.400	2	5	.400	1	11	12	1.5	7	3	2	20	2.5
2018-19	2/0	7/3.5	0	0	.000	0	0	.000	0	0	.000	0	1	1	0.5	0	0	0	0	0.0
2019-20	3/3	87/29.0	7	18	.389	2	7	.286	5	7	.715	2	16	18	6.0	6	0	3	21	7.0
TOTAL	13/3	206/15.8	14	40	.350	6	17	.353	7	12	.583	3	28	31	2.4	13	3	5	41	3.2
CAA	5/3	94/18.8	7	18	.389	2	7	.286	5	7	.714	2	17	19	3.8	6	0	3	21	4.2