



BASKETBALL

2019-20 WILLIAM & MARY TRIBE BASKETBALL

TRUST | HARD WORK | COMMUNICATION | TOUGHNESS | FOCUS

MEDIA RELATIONS DIRECTOR: Kris Sears | PHONE: (757) 221-3368 | CELL: (765) 860-1205 | EMAIL: kasear@wm.edu

TRIBE BY THE NUMBERS

11,898

The Tribe played 14 of its first 20 games away from home and traveled a total of 11,898 miles. During the stretch, W&M has traveled 4,401 miles via bus and 7,497 miles by plane.

1930

Senior Nathan Knight ranks 11th among active NCAA D1 players in career points with 1,930. He moved into fourth on Tribe career scoring list at Drexel. W&M's school record is 2,178 points held by Marcus Thornton '15.

98

Graduate student Bryce Barnes has 98 career steals between his time at Milwaukee (72) and this season with the Tribe (26). He leads the Tribe and ranks 13th in the CAA at 1.3 steals per game.

66.7

Junior Luke Loewe ranks 12th nationally in effective field goal % at 66.7%, according to KenPom.com. He is also 16th nationally in 3-point % against DI teams (48.4).

54.8

According to KenPom.com, the Tribe ranks 14th nationally in effective field goal % at 54.8. W&M has ranks among the top 31 in the category each of the previous seven seasons.

15

The Tribe's 15 wins this season are tied for the 20th-best total in school history. This season marks the earliest W&M has tallied its 15th win since 1948.

8

Senior Andy Van Vliet, who is the only active 7-footer in the CAA, became just the third player in W&M history to block eight shots in a game when he did so vs. JMU on Jan. 23.

6

The Tribe won its first six CAA games for just the second time in school history. W&M completed the 1982-83 season at 9-0 in the ECAC South, which was the precursor to the CAA.

1st

The Tribe leads the country with eight road victories. W&M matched a school record set in 1935-36 with road victories in each of its first three games.

WHEN REFERENCING WILLIAM & MARY AND TRIBE:

William & Mary: preferred in all but formal treatments
W&M: most informal, use as second reference or on scorebug

College of William & Mary: preferred formal treatment
Do not use: WM, William and Mary, College of William and Mary, The College of William and Mary, The College, Wm & Mary, Wm and Mary.

The William & Mary Athletics official nickname is the Tribe. While the Griffin is the official mascot of William & Mary Tribe Athletics, do not reference teams or the school as the Griffins.

MATCHUP

WILLIAM & MARY [15-7, 7-2 CAA] vs. NORTHEASTERN [11-10, 5-4 CAA]
Thursday, Jan. 30, 2020 | 7 PM | Kaplan Arena (8,600) | Williamsburg, Va.



TRIBE

Head Coach: Dane Fischer
Record at W&M: 15-7/1st Year
Career Record: Same



HUSKIES

Head Coach: Bill Coen
Record at NU: 235-207 / 14th Year
Career Record: Same

SERIES HISTORY: NU leads 15-13 | Last Meeting - W&M won 66-64 (1/4/20) in Boston
HISTORY AT W&M: W&M leads 9-3 | Last Meeting - NU won 72-60 (1/12/19) at Kaplan Arena

TRIBE NEWS & NOTES

- The Tribe won its 15th game on Jan. 23 vs. James Madison, marking the 29th time in school history that W&M reached the total. Jan. 23 is the second earliest date that W&M has reach 15th wins in a season, trailing only the 1948 team which won its 15th game on Jan. 17.

- W&M appeared in the CollegelInsider.com Mid-Major Top 25 for the fourth-straight week on Monday, coming in at No. 23. The Tribe was the lone CAA team in the rankings.

- W&M sits atop the CAA standings at 7-2. The Tribe opened CAA play with six-straight wins for just the second time in school history. The Tribe completed the 1982-83 season at 9-0 in the ECAC South, which was the precursor to the CAA. It marked just the second time in the last 87 years and fourth overall that the Tribe started league play at 6-0 or better and just.

- The 15 wins for head coach Dane Fischer and the Tribe are tied with four others for the most among programs with coaches in their first seasons, along with Eric Musselman (Arkansas), Todd Golden (San Francisco), Mark Pope (BYU) and Eric Henderson (South Dakota State), as of Jan. 27. Jeff Goodman of Stadium had Fischer seventh on his power rankings for national coach of the year in early January. NCAA.com writer Mike Lopresti ranked Fischer No. 8 on the list of first-year head coaches, and ESPN's Jeff Borzello listed him among three coaches in his Mid-Major surprises as part of his first-year coaching scorecard.

- In the win over JMU on Jan. 23, the Tribe had a couple of record-book worthy performances. Senior Andy Van Vliet became just the third player to block eight shots in a game at W&M, a total that ranks fourth in program history. As a team, the Tribe rejected a season-high 12 shots, which is the eighth-best total in W&M lore. The Green and Gold now leads the CAA in blocked shots at 3.9 per contest. Sophomore Thornton Scott dished out a career-high 11 assists, which was the sixth-most in Tribe history.

- Senior Nathan Knight add to his list of accolades on Jan. 17 being named one of 30 national candidates for the Senior CLASS Award, which recognizes excellence in community, classroom, character and competition. He was named to the mid-season watch lists for CollegelInsider.com's Lute Olsen National Player of the Year and Lou Henson Mid-Major Player of the Year awards on Jan. 7. He was also selected to the Oscar Robertson Trophy Watch List by the USBWA on Dec. 6. For the second-straight year, Knight was one of 20 players named to the preseason watch list for the Kareem Abdul-Jabbar Center of the Year award after being one of five finalists in 2019.

- Offensively in CAA games, the Tribe leads the league in offensive efficiency (110.0), field goal % (48.5) 2-point % (56.7) and effective field goal % (55.3). Overall, W&M ranks 14th nationally in effective field goal % (54.8), 28th in field goal % (47.2) and 68th in 3-point % (35.8) and free throw % (74.2).

- Freshman Miguel Ayesa was a perfect 4-of-4 from 3 in the win at Delaware on Jan. 16. It tied a school record, which Ayesa equaled at Wofford as well. He is one of only two players in W&M history, along with Daniel Dixon '17, to have multiple games of four made 3's without a miss. He ranks sixth in the CAA play at 44.4% (12-of-27) from 3.

- Knight, who was listed among the top 25 players in the country by ESPN.com recently, owns double-doubles in six of his last eight games and leads the country with 16 on the year. He is one of two players nationally averaging 20 points and 10 rebounds per game. Knight is 16th in the country in rebounding (10.4) and 17th in scoring (20.5). He ranks fifth, among players with a 28% or higher usage rate, in offensive rating according to KenPom.com (116.2).

- Knight and Andy Van Vliet have been double trouble for Tribe opponents. They are one of only two pairs of teammates in the country averaging 14 points and eight rebounds per game. Knight and Van Vliet are also one of only two pairs of teammates in the country with at least eight double-doubles apiece. Van Vliet is 32nd at eight double-doubles. They have both tallied a double-double in the same game six times.

- Junior Luke Loewe is enjoying a breakout season. He leads the CAA in 3-point % (46.2) and ranks fourth in field goal % (55.7). According to KenPom.com, he is 16th nationally in 3-point % in DI games (48.8), 12th in effective field goal % (66.7) and 18th in true shooting % (67.3). Loewe has nearly tripled his scoring average from last season to 11.1.

- After missing nine games due to injury, sophomore Thornton Scott returned with the start of CAA play. He is averaging 6.6 points and 4.9 assists per game in 26.2 minutes since returning. In league games, Scott leads the CAA in assists and assist-to-turnover ratio (2.2). W&M is 11-2 this season with Scott in the lineup.

- Loewe has been impressive defensively to start CAA play. As the primary defender, he held three of the CAA's top-four scoring guards - Grant Riller (21.9), Northeastern's Jordan Roland (21.6) and Hofstra's Desure Buie (19.1) - to just 9-of-40 shooting (22.5%) and an average of nine points per game in three Tribe wins.

- W&M leads the country with eight road wins. The Tribe became the first program in CAA history to start 3-0 with all three wins on the road. It marked the sixth time in program history that Green and Gold picked up eight road wins, which ranks second in W&M history. The Tribe tied a school record with three-straight road wins to open the year.

- Knight is one of just two current D1 players with 1,900 career points and 800 career rebounds. This season, the 6-10 center moved into the program's top 10 in both scoring (4th at 1930 points) and rebounding (5th at 855). He is one of only two players in program history, along with Jeff Cohen (1958-61), to rank among the top 10 in both categories. He ranks 11th among active D1 players in scoring, eighth in rebounding and sixth in blocked shots.

- Knight was named the CAA Player of the Week a league-high third time on Jan. 6. He averaged 21 points and 9.7 rebounds per game during the three CAA road wins. Knight, who previously earned honors on Dec. 2 and Dec. 9, tied the program record of six career honors previously held by former All-American Marcus Thornton '15.

2019-20 SCHEDULE

	Nov. 5	at High Point Video: ESPN+	W, 70-54	W&M limited High Point to 31.7% shooting and used a 14-2 run to start the second half to put the game out of reach. Thornton Scott scored a career-high 22 points on 6-of-8 from 3.
	Nov. 8	at American Video: Patriot League Network	W, 79-70	The Tribe rallied from as much as a 16-point first-half deficit behind the duo of Nathan Knight (22 pts, 10 reb) and Andy Van Vliet (18 pts, 10 reb) who combined for 40 points and 20 rebounds.
	Nov. 12	at Wofford Video: ESPN+	W, 80-79	Bryce Barnes scored on a driving lay-up with 3.8 seconds remaining to lift the Tribe past Wofford and snap the Terriers' 17-game home winning streak. Nathan Knight and Andy Van Vliet each tallied 21 points.
	NOV. 15 HAMPTON	W, 78-65 TV/Video: Cox YurView VA/FloSports		The Tribe improved to 4-0 for the first time since 1992. W&M used a decisive 14-1 run, holding HU without a FG for seven minutes in the 2nd half. Bryce Barnes scored a career-high 21 points and added seven assists.
	Nov. 18	at Oklahoma TV: Fox Sports Oklahoma	L, 70-75	W&M outplayed and led the Sooners for 34 minutes, but OU used a late 10-2 run to overcome the Tribe. Nathan Knight led all scorers with 30 points, while Andy Van Vliet had a 16-point, 13-rebound double-double.
	Nov. 21	at Stanford Video: Pac-12 Networks	L, 50-81	The Cardinal shot 55.3% and forced W&M into 17 turnovers, converting those miscues into 25 points. Andy Van Vliet led W&M with 11 points and 5 rebounds, while Quinn Blair added 10 points.
	NOV. 26 MOREHEAD STATE	W, 95-84 Video: FloSports		W&M shot 60% from the floor and used a pair of big runs, outscoring MSU, 33-12, over a 12-minute first-half stretch to pull out the win. Luke Loewe scored a career-high 26 points, while Knight added 28.
	Nov. 30	at Buffalo Video: ESPN3	L, 77-88	The Tribe closed a 14-point first-half deficit to as little as four in the second half, but Buffalo hit seven second-half 3-pointers and used a 14-3 run to pick up the win. Nathan Knight tallied a 30-point, 10-rebound double-double.
	DEC. 3 OLD DOMINION	W, 63-46 TV/Video: Cox YurView VA/FloSports		W&M used its best defensive effort in FG%, 3FG% and scoring in five years along with a 15-1 second-half run to pull away from ODU. Nathan Knight posted his third-straight double-double with 14 points and 10 rebounds.
	Dec. 8	at Fairfield Video: ESPN+	W, 62-58	Seniors Nathan Knight (21 pts, 10 rebs) and Andy Van Vliet (20 pts, 10 rebs) combined for 41 points and 20 rebounds at Fairfield. W&M used a 13-2 second-half run to take control.
	DEC. 15 GOUCHER	W, 90-30 Video: FloSports		The Tribe held an opponent to 30 points for the first time since 1966 and picked up the fifth-largest blowout win in school history. Mehkel Harvey just missed a double-double with 9 points and 10 rebounds.
	Dec. 19	at Saint Joseph's Video: ESPN+	L, 69-84	Saint Joseph's knocked down 16 3-pointers and used a 13-0 run early in the second-half to build an insurmountable 18-point lead. Nathan Knight led W&M with 25 points, while Andy Van Vliet had his third-straight double-double.
	Dec. 22	vs. Saint Francis (Pa.) Video: FloSports	L, 72-78	The Tribe shot 50% from the floor, but turned the ball over 19 times which resulted in 16 St. Francis' points. Andy Van Vliet posted his fourth-straight double-double with 16 points and 11 rebounds.
	Dec. 30	at Elon * TV: CBS Sports Network	W, 74-73	W&M used an 8-2 run to break a 63-all tie with 3:15 remaining on the way to winning its first CAA opener on the road since 1991. Nathan Knight (25) and Andy Van Vliet (18) combined for 43 points.
	Jan. 2	at Hofstra * Video: FloSports	W, 88-61	The Tribe posted the second-largest CAA road victory in program history by shooting 62.5% from the field and limiting HU to 34.3%, including 21.4% in the first half. Nathan Knight tallied a double-double with 15 points and 12 rebounds.
	Jan. 4	at Northeastern * Video: FloSports	W, 66-64	Nathan Knight scored on a strong driving lay-up with 1.1 seconds remaining to lead W&M to the victory. The Tribe shot better than 50% for the third-straight game and Knight had a 23-point, 11-rebound double-double.
	JAN. 9 UNCW *	W, 79-63 Video: FloSports		The Tribe used a 12-2 run early in the second half and received double-doubles from Nathan Knight (17 pts/17 rebs) and Andy Van Vliet (18 pts/11 rebs) on the way to its eighth-straight home win over UNCW.
	JAN. 11 CHARLESTON *	W, 67-56 Video: FloSports		W&M used a 13-2 run to end the first half to take control. Nathan Knight tallied a 21-point, 13-rebound double-double, while Luke Loewe defensively limited the CAA's top scorer Grant Riller to 3-of-12 shooting and a season-low 10 points.
	Jan. 16	at Delaware * Video: FloSports	W, 77-68	The Tribe outscored the Blue Hens at the free throw line (20-7), off the bench (23-5), in second chance points (20-6) and off turnovers (11-5). Nathan Knight tallied a 25-point, 14-rebound double-double.
	Jan. 18	at Drexel * Video: FloSports	L, 57-84	Drexel shot 54.5% for the game, including 61.5% in the second half, to hand W&M its first CAA loss of the season. Nathan Knight paced W&M with 28 points and nine rebounds.
	JAN. 23 JAMES MADISON *	W, 88-75 Video: FloSports		W&M shot 57.9% from the field and limited JMU to 34.4% shooting in the win. Andy Van Vliet led W&M with 22 points and blocked eight shots, the fourth most in program history.
	JAN. 25 TOWSON *	L, 58-70 Video: FloSports		The Tribe closed an 11-point deficit to as little as two with 6:34 left, but Towson scored 12 of the game's last 14 points to pick up the win. Nathan Knight led W&M with 20 points.
	JAN. 30 NORTHEASTERN *	7 PM Video: FloSports		The Tribe has won nine of the previous 12 meetings between the two teams in Williamsburg. Nathan Knight averaged 20 points and 11 rebounds in two games last season, shooting 77.8% from the field.
	FEB. 1 HOFSTRA *	4 PM Video: FloSports		Hofstra has won seven of the last 10 between the teams, but the series is even at nine since 2012. Nathan Knight has scored 30 or more points in three of the last five games vs. Hofstra.
	Feb. 6	at Charleston * Video: FloSports	7 PM	The team's have split the regular season meetings each of the last three years. CofC holds a 5-1 advantage in Charleston. Over his eight career games vs. CofC, Nathan Knight is averaging 21.4 ppg.
	Feb. 8	at UNCW * Video: FloSports	7 PM	The Tribe has won 12 of the last 16 games between the two teams. The Seahawks hold a 22-14 advantage in Wilmington, but the Tribe has won four of the last seven in North Carolina.
	FEB. 13 DREXEL *	7 PM Video: FloSports		W&M has won 15 of the last 26 meetings with Drexel dating back to the 2007 season. The Dragons lead the all-time series at 24-17 and it is dead-even at 10 apiece in Williamsburg.
	FEB. 15 DELAWARE *	4 PM TV/Video: Cox YurView VA/FloSports		Delaware leads the all-time series with W&M at 26-16. This meeting marks the program's sixth annual Gold Rush and will be the fourth time the Tribe has hosted the Blue Hens for the event.
	Feb. 20	at Towson * Video: FloSports	7 PM	The Tribe leads the all-time series with the Tigers at 21-18, and has won each of the last three between the teams. W&M picked up a narrow 67-65 win at Towson last season.
	Feb. 22	at James Madison * Video: FloSports	4 PM	W&M has won 12 of the last 14 meetings with JMU. It will be the 100th all-time meeting. Six of the last seven meetings between the teams have been decided by seven points or fewer.
	FEB. 29 ELON *	4 PM TV/Video: Cox YurView VA/FloSports		The Tribe is 5-1 all-time against the Phoenix in Williamsburg. Last season, the Phoenix picked up its first win in Williamsburg, 76-71.

LINEUP

QUICK FACTS

THE BASICS

Location: Williamsburg, Va.
Founded: 1693 [2nd oldest in the U.S.]
Enrollment: 8,827
Nickname: Tribe
Mascot: Griffin
Colors: Green, Gold and Silver
President: Katherine A. Rowe
Chancellor: Robert M. Gates
Director of Athletics: Samantha K. Huge
Arena (Capacity): Kaplan Arena [8,600]
NCAA Affiliation: Division I
Conference: Colonial Athletic Association

HISTORY

First Season: 1905-06
Seasons of W&M Basketball: 115th
All-Time Record: 1247-1408 (.470)
NIT Appearances: 3 [1982, 2010, 2015]
NCAA Appearances: 0

COACHING STAFF

Head Coach: Dane Fischer [Ithaca, 2002]
Record at W&M/Career: 15-7, First Season
Assistant Coach: Mike Howland [DePauw, 2002]
Assistant Coach: Jason Kemp [UW-La Crosse, 2004]
Assistant Coach: Julian Boatner [W&M, 2014]
Director of Ops: Nate Bollinger [Millersville, 2014]

TRIBE TRENDS

BY MONTH ...	17-18	18-19	19-20	LAST 4 YRS
In November	4-2	2-5	5-3	14-13
In December	4-2	4-3	4-2	15-10
In January	5-3	2-6	6-2	19-14
In February	4-4	5-2	0-0	12-10
In March	1-1	1-1	0-0	3-3

RECORD IN ...

Decided by 5 pts or less	2-2	6-6	4-1	16-11
Decided by 6-10 pts	7-2	5-4	2-1	16-11
Decided by 11 or more pts	9-8	3-7	9-5	31-23
At night (After 6 p.m.)	12-7	7-8	11-3	40-27
During the day	7-5	7-9	4-4	24-23
Decided in OT	2-1	1-2	0-0	4-4
Televised	3-5	5-9	6-4	17-23

SCORING ...

Less than 60 points	0-0	0-4	0-3	0-8
60-69 points	0-4	2-3	4-1	7-15
70-79 points	2-6	6-5	6-3	17-15
80-89 points	7-2	5-3	3-0	20-8
90-99 points	4-0	0-2	2-0	10-4
100 or more points	5-0	1-0	0-0	9-0

ALLOWING ...

Less than 60 points	1-0	0-1	5-0	11-1
60-69 points	5-1	7-0	5-0	20-1
70-79 points	5-1	4-6	4-3	17-15
80-89 points	5-3	3-5	1-4	12-15
90-99 points	1-6	0-4	0-0	2-14
100 or more points	2-1	0-1	0-0	2-4

RECORD WHEN ...

Leading at the half	12-3	10-6	12-1	46-14
Trailing at the half	6-8	4-10	2-6	16-33
Lead with 5 min. left	13-1	11-0	14-1	53-4
Trailing with 5 min. left	4-10	3-17	1-6	9-44

SHOOTING ...

50 percent or better	15-4	5-4	7-2	40-13
Less than 40%	1-2	0-2	1-3	2-9
Opp. shooting 50%	5-9	1-10	2-4	10-27
Opp. shoots less than 40%	3-0	5-1	9-0	25-2
Better than opponent	15-3	14-6	13-2	54-14
Hits 10 or more 3-pt. FGs	14-4	5-4	3-1	34-12
More 3-pt. FG than opp.	13-3	9-5	12-2	44-14

FT SHOOTING ...

Makes More Than Opp.	13-4	9-5	9-1	43-15
Opp. Makes More	4-8	4-10	5-6	15-32
Shoots 70% or better	13-9	4-10	12-5	36-30
Opp. Shoots 70% or better	7-7	10-13	10-6	32-37

REBOUNDING ...

Outrebounding opp.	10-3	8-8	12-2	44-17
Outrebounded by opp.	7-8	5-8	2-5	18-31

TURNOVERS ...

Fewer Turnovers than opp.	8-2	8-4	5-1	28-10
10 or fewer turnovers	6-2	7-5	6-2	27-11

PROBABLE STARTERS

1 THORNTON SCOTT
 So. • G • 6-4 • 177
 Glen Cove, N.Y. / Holy Trinity/Vermont Academy

G-GS	PPG	RPG	APG	FG%	3P%	FT%	STL	BLK
13-8	8.5	2.9	4.7	.379	.371	.789	5	4

5 BRYCE BARNES
 Gr. • G • 5-11 • 189
 Chicago, Ill. / Brogan Prep/Milwaukee

G-GS	PPG	RPG	APG	FG%	3P%	FT%	STL	BLK
20-19	7.6	2.8	3.9	.417	.344	.738	26	3

11 ANDY VAN VLIET
 Sr. • F • 7-0 • 231
 Antwerp, Belgium/Wisconsin

G-GS	PPG	RPG	APG	FG%	3P%	FT%	STL	BLK
22-22	14.2	8.8	1.3	.500	.392	.710	13	26

12 LUKE LOEWE
 Jr. • G • 6-4 • 188
 Fond du Lac, Wis./Fond du Lac

G-GS	PPG	RPG	APG	FG%	3P%	FT%	STL	BLK
22-22	11.1	2.2	1.8	.557	.462	.709	10	1

13 NATHAN KNIGHT
 Sr. • F/C • 6-10 • 253
 Syracuse, N.Y. / Nottingham / Kimball Union Acad.

G-GS	PPG	RPG	APG	FG%	3P%	FT%	STL	BLK
22-22	20.5	10.4	1.7	.537	.329	.779	21	30

- Started the Tribe's last four games after starting the first four
 - Dished out a career-high 11 assists vs. JMU, 6th most in W&M history
 - In CAA games, leads the league in assists (4.9) and assist-to-turnover ratio (2.2)
 - Erupted for a career-high 22 points on 6-of-8 from 3-point range at Hight Point
 - His six 3-pointers tied for the most ever in a W&M season opener
 - Knocked down 4-of-6 from 3 in the win over Hampton

- Scored a career-high 21 points and added 7 assists vs. Hampton
 - Ranks 5th in the CAA in assists, 3rd in assist-to-turnover ratio and 13th in steals (1.3)
 - His driving lay-up with 3.8 seconds left gave W&M the win at Wofford
 - Recorded a career-high 5 steals vs. ODU and is 2 away from 100 career swipes
 - Dished out a career-high tying 7 assists on three occasions this season
 - Had a summer internship working with *The Players' Tribune* in New York

- Named the CAA Player of the Week after averaging 21.5 ppg and 9.0 rpg on Nov. 18
 - Posted 8 double-doubles this year, including 16 pts and 13 rebts at Oklahoma
 - Scored a career-high 22 pts vs. JMU and his 8 blks were 4th in W&M history
 - Ranks 3rd in the CAA in blocks, 4th in rebounds, 12th in FG%, and 13th in 3FG%
 - Only active 7-footer in the CAA and W&M's first since 2002-03
 - Ranks 32nd nationally in double-doubles (8) and 69th in rebounding (8.8)

- According to KenPom.com, ranks 12th nationally in effective FG% and 18th in true shooting %
 - Exploded for a career-high 26 pts on 8-of-9 FG and 3-of-4 from 3 vs. Morehead St.
 - Leads the CAA in 3FG% and ranks 4th in FG% and 23rd in ppg
 - Was 7-of-8 from the field, including 4-of-5 3FG, for 18 pts vs. JMU
 - W&M's Mark Batzel Award winner for his ability to inspire his teammates
 - An avid fisherman who has taken his teammates fishing

- Ranked one of the top 25 players in the country by ESPN
 - Leads the country with 16 double-doubles
 - Named to the Oscar Robertson Trophy Watch List
 - Ranks 17th nationally in scoring and 16th in rebounding
 - According to KenPom.com, ranks 5th nationally in offensive rating (116.2)
 - Among active D1 players, ranks 6th in blocks (202), 8th in rebs (855) and 11th in pts (1,930)

RESERVES

POS.	NO.	NAME	HT.	WT.	CL./EL.	G-GS	PPG	RPG	APG	FG%	3P%	FT%
G	0	Jihar Williams	6-5	200	Jr./Jr.	6-0	2.2	0.8	0.7	.294	.167	.250

NOTES: Appeared in 37 games with two starts over his career ... Has three career double-digit efforts, including 10 vs. Goucher on Dec. 15.

G	2	Tyler Hamilton	6-4	210	Gr./Sr.	22-17	3.6	2.8	1.4	.377	.250	.806
---	---	----------------	-----	-----	---------	-------	-----	-----	-----	------	------	------

NOTES: Enrolled in the Mason School of Business ... Leads team in charges taken with 13 ... Tallied 9 points and 6 rebounds at Hofstra.

G	4	Miodrag Dronjak	6-2	180	Sr./Jr.	3-0	1.7	0.3	0.0	.500	.333	.000
---	---	-----------------	-----	-----	---------	-----	-----	-----	-----	------	------	------

NOTES: Scored a career-high 5 points vs. Goucher on Dec. 15 ... Named to the CAA Commissioner's Honor Roll.

G	10	Rainers Heramnovskis	6-4	204	Fr./Fr.	21-0	1.8	1.5	0.6	.419	.333	.571
---	----	----------------------	-----	-----	---------	------	-----	-----	-----	------	------	------

NOTES: Played for the Latvian U20 National Team over the summer ... Scored a career-high 8 pts on 3-of-3 FG and 4 rebts vs. CofC.

G	15	Miguel Ayesa	6-4	195	Fr./Fr.	20-0	4.6	0.9	0.3	.400	.380	.000
---	----	--------------	-----	-----	---------	------	-----	-----	-----	------	------	------

NOTES: Averaged 21 ppg and hit 110 3-pters in his prep year at NTSI in Orlando ... Perfect 4-of-4 from 3 at both Wofford and Delaware.

F	21	Quinn Blair	6-6	218	So./So.	22-0	4.0	2.0	0.5	.408	.219	.760
---	----	-------------	-----	-----	---------	------	-----	-----	-----	------	------	------

NOTES: Made 1st collegiate start at Notre Dame in 2018 and scored 7 points ... Scored a career-high 12 points vs. Morehead State.

F	22	Thatcher Stone	6-6	190	Fr./Fr.	7-0	1.0	0.9	0.1	.333	.200	.000
---	----	----------------	-----	-----	---------	-----	-----	-----	-----	------	------	------

NOTES: Signed with the Tribe in August ... Spent last season at Dexter Southfield ... Scored first collegiate points with 5 vs. Goucher.

G	24	Austin Washburn	6-3	168	So./So.	4-0	1.5	0.5	0.3	.286	.200	.500
---	----	-----------------	-----	-----	---------	-----	-----	-----	-----	------	------	------

NOTES: Knocked down a 3-pointers in the 2019 Gold Rush win over Delaware ... Tallied 5 points vs. Goucher.

F	30	Mehkel Harvey	6-9	221	So./So.	8-0	1.5	1.4	0.0	.556	.000	.400
---	----	---------------	-----	-----	---------	-----	-----	-----	-----	------	------	------

NOTES: Possesses a 7-2 wingspan ... Voted team's most improved player by his teammates in 2018-19 ... Ranked fourth on the team in blocks last season.

INDIVIDUAL SUPERLATIVES

Double-Digit Games	17-18	18-19	19-20	Career	10-Rebound Games	17-18	18-19	19-20	Career
Nathan Knight	29	29	21	89	Nathan Knight	9	12	16	38
Bryce Barnes	6	7	7	24	Andy Van Vliet	-	-	10	10
Andy Van Vliet	3	-	17	20	Mehkel Harvey	-	-	1	1
Luke Loewe	1	-	13	14					
Thornton Scott	-	-	5	5					
Jihar Williams	1	1	1	3					
Quinn Blair	-	-	2	2					
Miguel Ayesa	-	-	2	2					
Tyler Hamilton	-	-	-	1					

20-Point Games	17-18	18-19	19-20	Career
Nathan Knight	10	15	13	39
Andy Van Vliet	-	-	4	4
Luke Loewe	-	-	1	1
Thornton Scott	-	-	1	1
Bryce Barnes	-	-	1	1

30-Point Games	17-18	18-19	19-20	Career
Nathan Knight	4	5	2	11

10-Assist Games	17-18	18-19	19-20	Career
Thornton Scott	-	-	1	1

Leading Scorer (times): Knight 15, Van Vliet 7, Scott 1

Leading Rebounder (times): Knight 18, Van Vliet 9

Leading Assists (times): Barnes 12, Scott 8, Loewe 2, Hamilton 2, Knight 2, Hermanovskis 1

Charges (times) - 29 - Hamilton 13, Loewe 10, Knight 2, Van Vliet 1, Barnes 1, Blair 1, Hermanovskis 1

Dunks (times) - 31 - Knight 20, Van Vliet 7, Barnes 2, Hamilton 2

Three-Point Plays (Made/Att) - 24/37 - Knight 10/13, Barnes 3/5, Blair 3/7, Hamilton 3/3, Loewe 2/4, Van Vliet 2/4, Harvey 1/1

**W&M TEAM**

Played an AP No. 1 team: at #1 Duke, L - 97-61, 12/30/91
Defeated an AP Top 10 team: vs. #2 North Carolina, 78-75, 12/7/77
Defeated an AP Top 25 team: vs. #2 North Carolina, 78-75, 12/7/77
Defeated an AP top 25 team on the road: Never
Had a 20-point win: 27 (88-61) at Hofstra (1/2/20)
Had a 30-point win: 30 (89-59) vs. Presbyterian (11/19/16)
Had a 40-point win: 49 (103-54) vs. Shenandoah (11/21/17)
Had a 50-point win: 57 (126-69) vs. Milligan (12/17/17)
Had a 60-point win: 60 (90-30) vs. Goucher (12/15/19)
Had a 20-point loss: 27 (84-57) at Drexel (1/16/20)
Had a 30-point loss: 32 (81-50) at Stanford (11/21/18)
Overcame a 10-19 Point Deficit: 16 at American (11/8/19)
Overcame a 20+ Point Deficit: 20 vs. Saint Joseph's (11/24/18)
Won an overtime game: 86-84 (ot) vs. Charleston (2/21/19)
Lost an overtime game: 93-90 (3ot) vs. Hofstra (1/10/19)
Played a double-overtime game: W, 92-91 vs. Hofstra (3/8/15)
Played a triple-overtime game: L, 93-90 vs. Hofstra (1/10/19)
Had a 10-game winning streak: 10 (11/19/09 - 1/2/10)
Had a 5-game winning streak: 6 (12/30/20-1/16/20)
Had a 5-game losing streak: 5 (1/10/19 - 1/26/19)
Had a 10-game losing streak: 14 (1/6/90 - 2/15/90)

W&M INDIVIDUALS

Had a triple-double: Terry Tarpey (18 pts, 11 rebs, 10 ast.) vs. JMU, 1/10/15
Had a double-double: Nathan Knight (19 pts, 11 reb) vs. JMU (1/23/20)
Two Players Had a Double-Double in the Same Game: Nathan Knight (17 pts, 17 reb) and Andy Van Vliet (18 pts, 11 reb) vs. UNCW (1/9/20)
Had 30 pts and 10 rebs: Nathan Knight (30 pts, 10 reb) at Buffalo (11/30/19)
Scored 30-39 pts: Nathan Knight (30) at Buffalo (11/30/19)
Scored 40-49 pts: Jeff Cohen (49) vs. Richmond, 2/25/61
Three players with 20 points in a game: Nathan Knight (21), Chase Audige (20) and Justin Pierce (20) vs. Saint Joseph's, 11/24/18
Two players with 20 pts in a game: Nathan Knight (21) and Andy Van Vliet (20) at Fairfield (12/8/19)
Two or more players with 30 pts in a game: Nathan Knight (31) and Connor Burchfield (30) vs. Marshall, 11/29/17
Perfect at FT line (10 FTA): David Cohn (10-10) vs. Charleston, 2/24/18
Perfect from 3-point range (4 3PA): Miguel Ayesa (4-4) at Delaware, 1/16/20
Perfect from the field (5 FGA): Miguel Ayesa (5-5) at Delaware, 1/16/20
Had 15-19 Rebs: Nathan Knight (17) vs. UNCW, 1/9/20
Had 20+ Rebs: David Cully (26) vs. VMI, 1/17/96
Had 10+ assists: Thornton Scott (11) vs. JMU, 1/23/20
Had 6+ steals: Terry Tarpey (6) at Drexel, 1/7/16
Had 5+ blocked shots: Andy Van Vliet (8) vs. JMU, 1/23/20

OPPONENT INDIVIDUALS

Had a triple-double: Michael Anderson (10 pts, 11 rebs, 10 asts), vs. Drexel, 11/30/85
Had a double-double: James Butler (17 pts, 12 reb) at Drexel, 1/16/20
Two Players Had a Double-Double in the Same Game: Rokas Gustys (25 pts, 15 reb) and Juan'ya Green (13 pts, 12 ast) vs. Hofstra 2/11/16
Scored 30-39 pts: Jermaine Marrow (30) vs. Hampton, 11/15/19
Scored 40-49 pts: Justin Wright-Forman (48) at Hofstra, 2/9/19
Three players with 20 points in a game: Grant Riller (29), Joe Chealey (24), Jarrell Brantley (23), and Cameron Johnson (20) vs. Charleston, 2/24/18
Two players with 20 points in a game: Darius Banks (24) and Matt Lewis (22) vs. JMU, 1/23/20
Perfect at FT line (10 FTA): Darius Banks (10-10) vs. JMU, 1/23/20
Perfect from 3-point range (4 3PA): Tyler Seibring (4-4) vs. Elon, 2/1/18
Had 15-19 Rebs: Dwight Wilson (15) at JMU, 3/2/19
Had 20+ Rebs: Rokas Gustys (21) at Hofstra, 2/15/18
Had 10+ assists: Jon Elmore (12) vs. Marshall, 11/29/17
Had 6+ steals: Davonta Jordan (7) at Buffalo, 11/30/19
Had 5+ blocked shots: John Dawson (5) vs. Liberty, 11/26/16

W&M TEAM STATS

Scored less than 40 points: 34 at Georgia State, 12/3/11
Scored less than 50 points: 40 at Virginia, 12/22/18
Scored 90-99 points: 90 vs. Goucher, 12/15/19
Scored 100-110 points: 106 vs. William Peace (12/16/18)
Scored 110-119 points: 114 vs. Charleston, 2/24/18
Scored 120+ points: 126 vs. Milligan, 12/17/17
Had 50-59 rebounds: 51 vs. James Madison, 1/11/18
Had 60+ rebounds: 66 vs. Goucher, 12/15/19
Had 20-29 assists: 23 vs. JMU, 1/23/20
Had 30+ assists: 30 vs. Milligan, 12/17/17
Had 15-19 steals: 22 vs. Bridgewater, 11/12/16
Had 20+ steals: 22 vs. Bridgewater, 11/12/16
Had 10+ blocked shots: 12 vs. JMU, 1/23/20
FG Pct of less than 20%: Not since 1972
FG Pct of less than 30%: .255 (14-of-55) at West Virginia, 12/29/13
FG Pct of 60-69.9%: .625 (35-of-56) at Hofstra, 1/2/20
FG Pct of 70-79.9%: .746 vs. Virginia Wesleyan, 2/1/84
Made 40-49 field goals: 43 vs. Milligan, 12/17/17
Made 50 or more field goals: not since 1986-87
3-Point Pct of 60-69.9%: .643 (18-of-28) vs. Marshall, 11/29/17
3-Point Pct of 70-79.9%: .750 vs. Old Dominion, 2/17/01
Made 15+ 3-pointers: 15 at UIC, 11/15/18
Made 10+ 3-pointers in a half: 10 (2nd half) at UNCW, 1/24/19
Failed to make a 3-pointer: vs. Old Dominion, 12/1/16 (137 games)
FT Pct of 90-99.9%: .917 (11-12) at Hofstra (1/2/20)
FT Pct of 100%: 1.000 (12-12) vs. Drexel, 2/3/18
Made 30-39 free throws: 33 vs. Charleston, 2/24/18
Made 40 or more free throws: not since 1964

OPPONENT TEAM STATS

Scored less than 40 points: 30 vs. Goucher, 12/15/19
Scored less than 50 points: 46 vs. Old Dominion, 12/3/19
Scored 90-99 points: 93 at Hofstra, 2/9/19
Scored 100-109 points: 100 at UIC, 11/15/18
Scored 110+ points: 127 at Virginia Tech, 1/29/73
Had 50-59 rebounds: 50 vs. Navy, 11/22/08
Had 60+ rebounds: 60 at VMI, 2/10/65
Had 20-29 assists: 22 vs. George Mason, 12/1/18
Had 30+ assists: not since 1964
Had 15+ steals: 15 at Savannah State, 12/2/17
Had 10+ blocked shots: 11 at Louisville, 11/14/16
FG Pct of less than 20%: .197 (15-of-76), VMI, 1/17/96
FG Pct of less than 30%: .224 (13-of-58) vs. Goucher, 12/15/19
FG Pct of 60-69.9%: .615 vs. Drexel, 2/3/18
FG Pct of 70-79.9%: .714 vs. Northeastern, 1/18/18
Made 40-49 field goals: 40 vs. George Mason, 2/27/95
Made 50 or more field goals: not since 1986-87
3-Point Pct of 60-69.9%: .632 (12-19) vs. Northeastern, 1/18/18
3-Point Pct of 70-79.9%: .750 vs. Richmond, 11/30/88
3-Point Pct of 80% or better: .800 vs. Wake Forest, 2/4/91
Made 15+ 3-pointers: 16 at Saint Joseph's (12/19/19)
Made 10+ 3-pointers in a half: 10 vs. Delaware, 3/10/19 (2nd Half)
Failed to make a 3-pointer: vs. Bridgewater, 11/12/16 (110 games)
FT Pct of 90-99.9%: .947 (18-19) vs. Marshall, 11/29/17
FT Pct of 100%: 1.000 (13-13) at Wofford, 11/12/19
Made 30-39 free throws: 31 vs. VCU, 1/10/07
Made 40+ free throws: not since 1964

TV/RADIO SPOT CHART

**JIHAR WILLIAMS**

JR | G | 6-5 | 201 | Baltimore, Md.

PPG	2.2	FG%	.294
RPG	0.8	3P%	.167
APG	0.7	FT%	.250

**THORNTON SCOTT**

SO | G | 6-4 | 177 | Glen Cove, N.Y.

PPG	8.5	FG%	.379
RPG	2.9	3P%	.371
APG	4.7	FT%	.789

**TYLER HAMILTON**

GR | G | 6-4 | 210 | Atlanta, Ga.

PPG	3.6	FG%	.377
RPG	2.8	3P%	.250
APG	1.4	FT%	.806

**MIODRAG DRONJAK**

RJR | G | 6-2 | 185 | Kladovo, Serbia

PPG	1.7	FG%	.500
RPG	0.3	3P%	.333
APG	0.0	FT%	.000

**BRYCE BARNES**

GR | G | 5-11 | 189 | Chicago, Ill.

PPG	7.6	FG%	.417
RPG	2.8	3P%	.344
APG	3.9	FT%	.738

**RAINERS HERMANOVSKIS**

FR | G | 6-4 | 204 | Smiltene, Latvia

PPG	1.8	FG%	.419
RPG	1.5	3P%	.333
APG	0.6	FT%	.571

**ANDY VAN VLIET**

SR | F | 7-0 | 231 | Antwerp, Belgium

PPG	14.2	FG%	.500
RPG	8.8	3P%	.392
APG	1.3	FT%	.710

**LUKE LOEWE**

JR | G | 6-4 | 188 | Fond du Lac, Wis.

PPG	11.1	FG%	.557
RPG	2.2	3P%	.462
APG	1.8	FT%	.709

**NATHAN KNIGHT**

SR | F/C | 6-10 | 253 | Syracuse, N.Y.

PPG	20.5	FG%	.537
RPG	10.4	3P%	.329
APG	1.7	FT%	.779

**MIGUEL AYESA**

FR | G | 6-4 | 195 | Madrid, Spain

PPG	4.6	FG%	.400
RPG	0.9	3P%	.380
APG	0.3	FT%	.000

**QUINN BLAIR**

SO | F | 6-6 | 218 | Livonia, Mich.

PPG	4.0	FG%	.408
RPG	2.0	3P%	.219
APG	0.5	FT%	.760

**THATCHER STONE**

FR | G/F | 6-6 | 190 | Medford, Mass.

PPG	1.0	FG%	.333
RPG	0.9	3P%	.200
APG	0.1	FT%	.000

**AUSTIN WASHBURN**

SO | G | 6-3 | 168 | Powhatan, Va.

PPG	1.5	FG%	.286
RPG	0.5	3P%	.200
APG	0.3	FT%	.500

**MEHKL HARVEY**

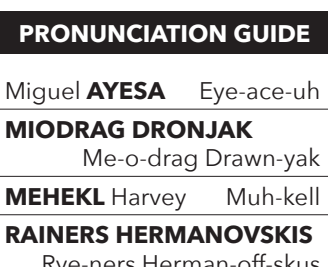
SO | F | 6-9 | 221 | Huntington Beach, Calif.

PPG	1.5	FG%	.556
RPG	1.4	3P%	.000
APG	0.0	FT%	.400

**BEN WIGHT**

FR | F | 6-8 | 200 | Columbus, Ohio

PPG	0.0	FG%	.000
RPG	0.0	3P%	.000
APG	0.0	FT%	.000

**PRONUNCIATION GUIDE**Miguel **AYESA** Eye-ace-uh**MIODRAG DRONJAK**
Me-o-drag Drawn-yak**MEHEKL** Harvey Muh-kell**RAINERS HERMANOVSKIS**
Rye-ners Herman-off-skusLuke **LOEWE** Loe - WEEAndy **VAN VLIET** Van VleetBen **WIGHT** White**JIHAR** Williams JUH-har



DANE FISCHER

HEAD COACH

1 ST SEASON AT W&M

16
SEASONS OF COLLEGE
COACHING EXPERIENCE

PROFILE

Hometown: Rochester, Minn.
Wife: Chelsea Fischer
Children: Camryn (3) and
Bennett (1)
Education: Ithaca, 2002

COACHING CAREER

Head Coach
William & Mary (2019-P)

Assistant Coach
at George Mason (2015-19)

Associate Head Coach
at Bucknell (2011-15)

Assistant Coach at
Bucknell (2008-11)

Assistant Coach
at Rider (2005-08)

Assistant Coach
at Williams College (2003-05)

Dane Fischer was named the 31st head coach in William & Mary men's basketball history on April 2, 2019. Fischer, a 16-year coaching veteran, came to W&M after spending the previous four seasons as the top assistant at George Mason. Overall, he possesses 14 years of experience as a DI assistant with stops at Rider and Bucknell to go along with his seasons at Mason.

FISCHER BY THE NUMBERS

- 7** post-season appearances
- 6** regular-season conference championships
- 3** NCAA Tournament bids
- 3** conference tournament titles
- 2** National Invitation Tournament berths
- 1** NCAA Division III National Runner-up

CAREER HIGHLIGHTS

HEAD COACH AT WILLIAM & MARY (2019-PRESENT)

- Only the third W&M head coach to start his career 4-0 and first since 1943-44.
- Became the first Tribe head coach to win his first three road games.
- Ranked No. 8 on the list of first-year head coaches by NCAA.com
- Listed among three coaches in his Mid-Major surprises as part of his first-year coaching scorecard by ESPN's Jeff Borzello

ASSISTANT COACH AT GEORGE MASON (2015-19)

- One of the top turnarounds in the country, improving eight games over the previous year to win 20 games in 2016-17.
- Produced program's best Atlantic 10 finish in back-to-back seasons, including 11 victories in 2018-19.

ASSOCIATE HEAD COACH/ASSISTANT COACH AT BUCKNELL (2008-15)

- Won four Patriot League regular season championships and two tournament crowns.
- Earned two NCAA Tournament appearances and two NIT berths, including an opening-round road upset at Arizona in 2012.
- Brought in the two most successful classes in school history.
- Recruited and developed three Patriot League Players of the Year.
- Recruited and mentored NBA Draft pick and seven-year veteran Mike Muscala.
- Recruited a total of 14 All-Patriot League selections, including eight on the first team and five all-rookie honorees.
- Program had six Academic All-Patriot League spots, four Capital One Academic All-District selections, and one Academic All-American.

ASSISTANT COACH AT RIDER (2005-08)

- A school-record 23 wins and MAAC regular season crown in 2007-08.
- Recruited class that graduated in 2011 with most wins in school History.
- Mentored NBA lottery pick and 9-year veteran Jason Thompson.

ASSISTANT COACH AT WILLIAMS COLLEGE (2003-05)

- 2004 NCAA Division III National Runner-Up.
- 46-11 record in two years.

PLAYING CAREER AT ITHACA COLLEGE

- Two-time team captain.
- Graduated ranked among the top-10 in program history in career assists and steals.
- A three-year starting point guard.
- Led the Bombers to a berth in the NCAA Tournament and an ECAC Upstate. New York Championship.
- Voted team MVP his senior year.
- Graduated in 2002 with a degree in business administration and a minor in economics.

CAREER HIGH REFERENCE

CATEGORY	AYESA	BARNES	BLAIR	DRONJAK
Points	14 at Delaware (1/16/20)	21 vs. Hampton (11/15/19)	12 vs. Morehead State (11/26/19)	5 vs. Goucher (12/15/19)
FG Made	5 at Delaware (1/16/20)	8 vs. Hampton (11/15/19)	5 vs. Morehead State (11/26/19)	2 vs. Goucher (12/15/19)
FG Attempts	10 at Saint Joseph's (12/19/19)	13 (2x) last at North Dakota (12/9/18)	8 (3x) last at Hofstra (1/2/20)	4 vs. Goucher (12/15/19)
3-Point FG Made	4 (2x) last at Delaware (1/16/20)	3 (2x) last vs. Morehead State (11/26/19)	2 (2x) last at Stanford (11/21/19)	1 vs. Goucher (12/15/19)
3-Point FG Attempts	7 at Saint Joseph's (12/19/19)	6 vs. Green Bay (2/2/18)	5 at Notre Dame (11/17/18)	3 vs. Goucher (12/15/19)
FT Made	-	8 at Iowa State (11/13/17)	4 at High Point (11/5/19)	-
FT Attempts	-	11 at Iowa State (11/13/17)	4 (3x) last vs. UNCW (1/9/20)	-
Rebounds	3 (2x) last at Saint Joseph's (12/19/19)	7 (2x) last vs. Old Dominion (12/3/19)	7 at UIC (11/15/18)	1 vs. Goucher (12/15/19)
Assists	2 vs. Goucher (12/15/19)	7 (4x) last vs. Morehead State (11/26/19)	2 (4x) last at Fairfield (12/8/19)	-
Steals	1 (3x) last vs. Goucher (12/15/19)	5 vs. Old Dominion (12/3/19)	1 (5x) last at Hofstra (1/2/20)	1 vs. Goucher (12/15/19)
Blocks	1 (2x) last vs. Goucher (12/15/19)	1 (10x) last vs. Towson (1/25/20)	3 vs. Elon (1/19/19)	-
Minutes	20 at Stanford (11/21/19)	37 vs. Wright State (1/20/18)	24 at Stanford (11/21/19)	6 vs. Goucher (12/15/19)
CATEGORY	HAMILTON	HARVEY	HERMANOVSKIS	KNIGHT
Points	11 at Princeton (3/8/16)	9 vs. Goucher (12/15/19)	8 vs. Charleston (1/11/20)	39 at Hofstra (2/9/19)
FG Made	5 at Princeton (3/8/16)	4 vs. Goucher (12/15/19)	3 vs. Charleston (1/11/20)	16 at Hofstra (2/9/19)
FG Attempts	10 at Princeton (3/8/16)	8 vs. Goucher (12/15/19)	4 (2x) last vs. Old Dominion (12/3/19)	24 at Hofstra (2/9/19)
3-Point FG Made	2 at Princeton (1/9/16)	-	2 vs. Charleston (1/11/20)	3 at Fairfield (12/8/19)
3-Point FG Attempts	5 vs. Binghamton (1/2/16)	-	3 (2x) last vs. Old Dominion (12/3/19)	6 at Delaware (1/16/20)
FT Made	7 at Hofstra (1/2/20)	2 (2x) last vs. William Peace (12/16/18)	2 at Hofstra (1/2/20)	18 vs. Hampton 11/15/17
FT Attempts	8 at Hofstra (1/2/20)	4 (2x) last at Stanford (11/21/19)	2 (3x) last at Hofstra (1/2/20)	22 vs. Hampton 11/15/17
Rebounds	7 at Princeton (3/8/16)	10 vs. Goucher (12/15/19)	4 (3x) last vs. Charleston (1/11/20)	17 vs. UNCW (1/9/20)
Assists	4 vs. Morehead State (11/26/19)	2 at UIC (11/15/18)	4 vs. Goucher (12/15/19)	7 vs. Delaware (3/10/19)
Steals	3 at Princeton (3/8/16)	1 (4x) last vs. Goucher (12/15/19)	1 (4x) last at Delaware (1/16/20)	3 (2x) last at Delaware (1/16/20)
Blocks	3 at American (11/8/19)	3 vs. Delaware (2/2/19)	-	8 (2x) last vs. Charleston (2/21/19)
Minutes	37 at Princeton (3/8/16)	18 at UIC (11/15/18)	23 vs. Goucher (12/15/19)	44 vs. Hofstra (1/10/19)
CATEGORY	LOEWE	SCOTT	STONE	VAN VLIET
Points	26 vs. Morehead State (11/26/19)	22 at High Point (11/5/19)	5 vs. Goucher (12/15/19)	22 (2x) last vs. JMU (1/23/20)
FG Made	8 vs. Morehead State (11/26/19)	8 at High Point (11/5/19)	2 vs. Goucher (12/15/19)	10 vs. Hampton (11/15/19)
FG Attempts	10 vs. UNCW (1/9/20)	12 at High Point (11/5/19)	5 vs. Goucher (12/15/19)	18 (2x) last at Fairfield (12/8/19)
3-Point FG Made	3 vs. Morehead State (11/26/19)	6 at High Point (11/5/19)	1 vs. Goucher (12/15/19)	5 at Wofford (11/12/19)
3-Point FG Attempts	6 at Saint Joseph's (12/19/19)	8 at High Point (11/5/19)	3 vs. Goucher (12/15/19)	11 at Oklahoma (11/18/19)
FT Made	7 (2x) last vs. Goucher (12/15/19)	6 at American (11/8/19)	-	5 vs. Yale (11/12/17)
FT Attempts	9 vs. Morehead State (11/26/19)	8 at American (11/8/19)	-	7 vs. Yale (11/12/17)
Rebounds	7 at Delaware (1/3/19)	5 (3x) last at Wofford (11/12/19)	5 vs. Goucher (12/15/19)	14 at Saint Joseph's (12/19/19)
Assists	6 at Saint Joseph's (12/19/19)	11 vs. JMU (1/23/20)	1 vs. Goucher (12/15/19)	3 (3x) last vs. JMU (1/23/20)
Steals	2 (5x) last at American (11/8/19)	2 (2x) last at Drexel (1/18/20)	2 at Hofstra (1/2/20)	2 (3x) last vs. Old Dominion (12/3/19)
Blocks	2 vs. William Peace (12/16/18)	1 (7x) last vs. Towson (1/25/20)	-	8 vs. JMU (1/23/20)
Minutes	35 (2x) last at JMU (3/2/19)	34 at Wofford (11/12/19)	16 vs. Goucher (12/15/19)	35 at Saint Joseph's (12/19/19)
CATEGORY	WASHBURN	WIGHT	WILLIAMS	SCHOOL RECORDS
Points	5 vs. Goucher (12/15/19)	-	11 vs. Shenandoah (11/21/17)	49 Jeff Cohen vs. Richmond (2/25/61)
FG Made	2 vs. Goucher (12/15/19)	-	4 (2x) last vs. Goucher (12/15/19)	21 (2x) last Jeff Cohen vs. UR (2/25/61)
FG Attempts	6 vs. Goucher (12/15/19)	-	9 (2x) last vs. Radford (11/20/18)	34 Bill Chambers vs. Wash. & Lee (2/21/53)
3-Point FG Made	1 (2x) last vs. Goucher (12/15/19)	-	3 (2x) last vs. Milligan (12/17/17)	10 Connor Burchfield vs. Marshall (11/29/17)
3-Point FG Attempts	4 vs. Goucher (12/15/19)	-	7 (2x) last vs. Radford (11/20/18)	23 David Schneider at Liberty (11/29/08)
FT Made	1 vs. Hampton (11/15/19)	-	2 (2x) last vs. Radford (11/20/18)	20 John Mahoney vs. GW (12/29/54)
FT Attempts	2 vs. Hampton (11/15/19)	-	2 (6x) last at Drexel (1/18/20)	24 Kurt Small at The Citadel (12/4/93)
Rebounds	1 (3x) last vs. Goucher (12/15/19)	-	3 (3x) last vs. High Point (11/7/18)	51 Bill Chambers vs. Virginia (2/14/53)
Assists	1 vs. Goucher (12/15/19)	-	2 (2x) last at Ohio State (12/9/17)	15 Scott Coval vs. Mason (2/23/85)
Steals	1 vs. Goucher (12/15/19)	-	2 vs. Delaware (2/10/18)	8 Rod Musselman vs. Wash. Coll. (1/10/76)
Blocks	-	-	2 vs. Delaware (2/10/18)	10 David Cully vs. Mason (2/26/96)
Minutes	9 vs. Goucher (12/15/19)	-	25 vs. Radford (11/20/18)	-

GAME HIGHS

Points
Season 10 vs. Goucher (12/15/19)
Career 11 vs. Shenandoah (11/21/17)

Field Goals Made
Season 4 vs. Goucher (12/15/19)
Career 4 (2x) last vs. Goucher (12/15/19)

Field Goal Attempts
Season 8 vs. Goucher (12/15/19)
Career 9 (2x) last vs. Radford (11/20/18)

3-Point Field Goals Made
Season 1 (2x) last vs. Goucher (12/15/19)
Career 3 (2x) last vs. Milligan (12/17/17)

3-Point Field Goal Attempts
Season 4 vs. Goucher (12/15/19)
Career 7 (2x) last vs. Radford (11/20/18)

Free Throws Made
Season 1 vs. Goucher (12/15/19)
Career 2 (2x) last vs. Radford (11/20/18)

Free Throw Attempts
Season 2 (2x) last at Drexel (1/18/20)
Career 2 (6x) last at Drexel (1/18/20)

Rebounds
Season 2 at Saint Joseph's (12/19/19)
Career 3 (3x) last vs. High Point (11/7/17)

Assists
Season 1 (3x) last at Saint Joseph's (12/19/19)
Career 2 (2x) last at Ohio State (12/9/17)

Steals
Season 1 vs. Goucher (12/15/19)
Career 2 vs. Delaware (2/10/18)

Blocked Shots
Season 1 (2x) last vs. Goucher (12/15/19)
Career 2 vs. Delaware (2/10/18)

Minutes
Season 18 at Buffalo (11/30/19)
Career 25 vs. Radford (11/20/18)

GAME HIGHS

Points
Season 22 at High Point (11/5/19)
Career 22 at High Point (11/5/19)

Field Goals Made
Season 8 at High Point (11/5/19)
Career 8 at High Point (11/5/19)

Field Goal Attempts
Season 12 at High Point (11/5/19)
Career 12 at High Point (11/5/19)

3-Point Field Goals Made
Season 6 at High Point (11/5/19)
Career 6 at High Point (11/5/19)

3-Point Field Goal Attempts
Season 8 at High Point (11/5/19)
Career 8 at High Point (11/5/19)

Free Throws Made
Season 6 at American (11/8/19)
Career 6 at American (11/8/19)

Free Throw Attempts
Season 8 at American (11/8/19)
Career 8 at American (11/8/19)

Rebounds
Season 5 (3x) last at Wofford (11/12/19)
Career 5 (3x) last at Wofford (11/12/19)

Assists
Season 11 vs. James Madison (1/23/20)
Career 11 vs. James Madison (1/23/20)

Steals
Season 2 at Drexel (1/18/20)
Career 2 (2x) last at Drexel (1/18/20)

Blocked Shots
Season 1 (7x) last vs. Towson (1/25/20)
Career 1 (7x) last vs. Towson (1/25/20)

Minutes
Season 34 at Wofford (11/12/19)
Career 34 at Wofford (11/12/19)

0

JIHAR WILLIAMS (JUH-har)

Jr. - G - 6-5 - 201 - Baltimore, Md./Friends School of Baltimore



2019-20 GAME-BY-GAME STATISTICS

Date	Opponent	Min	FG-A	Pct	3FG-A	Pct	FT-A	Pct	O-D	Tot	PF	A	TO	B	S	Pts
N5	at High Point						DNP									
N8	at American						DNP									
N12	at Wofford						DNP									
N15	Hampton						DNP									
N18	at Oklahoma						DNP									
N21	at Stanford						DNP									
N26	Morehead State						DNP									
N30	at Buffalo	18	1-3	.333	1-3	.333	0-0	.000	0-1	1	2	0	2	1	0	3
D3	Old Dominion	8	0-3	.000	0-2	.000	0-0	.000	0-0	0	0	1	1	0	0	0
D8	at Fairfield						DNP									
D15	Goucher	11	4-8	.500	1-4	.250	1-2	.500	0-1	1	0	1	0	1	1	10
D19	Saint Joseph's	5	0-1	.000	0-1	.000	0-0	.000	1-1	2	0	1	0	0	0	0
D22	Saint Francis (PA)						DNP									
D30	at Elon						DNP									
J2	at Hofstra	5	0-1	.000	0-1	.000	0-0	.000	0-0	0	1	0	0	0	0	0
J4	at Northeastern						DNP									
J9	UNCW						DNP									
J11	Charleston						DNP									
J16	at Delaware						DNP									
J18	at Drexel	3	0-1	.000	0-1	.000	0-2	.000	0-1	1	0	0	1	0	0	0
J23	James Madison						DNP									
J25	Towson						DNP									
J30	Northeastern						DNP									
F1	Hofstra															
F6	at Charleston															
F8	at UNCW															
F13	Drexel															
F15	Delaware															
F20	at Towson															
F22	at James Madison															
F29	Elon															

WILLIAMS' CAREER STATISTICS

Year	GP	GS	Min	Avg	FG	FGA	Pct	3PM	3PA	Pct	FT	FTA	Pct	Off	Def	Tot	Avg	PF	FO	Ast	TO	Blk	Stl	Pts	Avg
2017-18	15	0	110	7.3	10	41	.244	8	31	.258	3	7	.429	0	9	9	0.6	8	0	6	2	5	6	31	2.1
2018-19	16	2	112	7.0	7	26	.269	3	16	.188	3	4	.750	0	7	7	0.4	9	0	5	3	2	2	20	1.3
2019-20	6	0	50	8.3	5	17	.294	2	12	.167	1	4	.250	1	4	5	0.8	3	0	4	3	2	1	13	2.2
CAREER	37	2	272	7.4	22	84	.262	13	59	.220	7	15	.467	1	20	21	0.6	20	0	15	8	9	9	64	1.7

WILLIAMS' CAREER CAA STATISTICS

Year	GP	GS	Min	Avg	FG	FGA	Pct	3PM	3PA	Pct	FT	FTA	Pct	Off	Def	Tot	Avg	PF	FO	Ast	TO	Blk	Stl	Pts	Avg
2017-18	6	0	30	5.0	0	10	.000	0	6	.000	3	6	.500	0	1	1	0.2	1	0	2	0	2	3	3	0.5
2018-19	5	0	21	4.2	0	1	.000	0	1	.000	0	0	.000	0	1	1	0.2	5	0	2	1	0	0	0	0.0
2019-20	2	0	8	4.0	0	2	.000	0	2	.000	0	2	.000	0	1	1	0.5	1	0	1	0	0	0	0	0.0
CAREER	13	0	59	4.5	0	13	.000	0	9	.000	3	8	.375	0	3	3	0.2	7	0	5	1	2	3	3	0.2

1

THORNTON SCOTT

So. - G - 6-4 - 177 - Glen Cove, N.Y./Holy Trinity/Vermont Academy



2019-20 GAME-BY-GAME STATISTICS

Date	Opponent	Min	FG-A	Pct	3FG-A	Pct	FT-A	Pct	O-D	Tot	PF	A	TO	B	S	Pts
N5	• at High Point	33	8-12	.667	6-8	.750	0-0	.000	1-4	5	2	2	5	0	0	22
N8	• at American	33	3-9	.333	1-2	.500	6-8	.750	0-5	5	1	6	3	0	0	13
N12	• at Wofford	34	2-7	.286	0-5	.000	0-0	.000	1-4	5	2	6	4	0	1	4
N15	• Hampton	27	4-8	.500	4-6	.667	0-0	.000	0-3	3	1	3	4	1	0	12
N18	at Oklahoma						DNP (Injury)									
N21	at Stanford						DNP (Injury)									
N26	Morehead State						DNP (Injury)									
N30	at Buffalo						DNP (Injury)									
D3	Old Dominion						DNP (Injury)									
D8	at Fairfield						DNP (Injury)									
D15	Goucher						DNP (Injury)									
D19	Saint Joseph's						DNP (Injury)									
D22	Saint Francis (PA)						DNP (Injury)									
D30	at Elon	19	1-3	.333	1-3	.333	3-4	.750	0-1	1	0	5	1	1	1	6
J2	at Hofstra	15	3-7	.429	1-3	.333	0-0	.000	1-1	2	1	3	1	0	1	7
J4	at Northeastern	22	4-7	.571	3-4	.750	0-0	.000	0-4	4	0	5	3	0	0	11
J9	UNCW	25	1-6	.167	1-5	.200	0-0	.000	0-3	3	1	3	2	0	0	3
J11	Charleston	29	2-6	.333	2-6	.333	2-2	1.000	0-3	3	2	5	2	0	0	8
J16	• at Delaware	32	2-8	.250	1-5	.200	0-1	.000	0-0	0	3	7	3	0	1	5
J18	• at Drexel	30	4-10	.400	2-7	.286	2-2	1.000	0-1	1	2	4	2	0	2	12
J23	• James Madison	32	2-8	.250	1-5	.200	2-2	1.000	0-3	3	2	11	4	0	0	7
J25	• Towson	32	0-4	.000	0-3	.000	0-0	.000	2-1	3	0	1	2	1	0	0
J30	Northeastern															
F1	Hofstra															
F6	at Charleston															
F8	at UNCW															
F13	Drexel															
F15	Delaware															
F20	at Towson															
F22	at James Madison															
F29	Elon															

SCOTT'S CAREER STATISTICS

Year	GP	GS	Min	Avg	FG	FGA	Pct	3PM	3PA	Pct	FT	FTA	Pct	Off	Def	Tot	Avg	PF	FO	Ast	TO	Blk	Stl	Pts	Avg
2018-19	22	0	349	15.9	13	45	.289	8	30	.267	6	10	.600	2	29	31	1.4	15	0	49	29	3	6	40	1.8
2019-20	13	8	363	27.9	36	95	.379	23	62	.371	15	19	.789	5	33	38	2.9	17	0	61	36	4	5	110	8.5
CAREER	35	8	712	20.3	49	140	.350	31	92	.337	21	29	.724	7	62	69	2.0	32	0	110	65	7	11	150	4.3

SCOTT'S CAREER CAA STATISTICS

Year	GP	GS	Min	Avg	FG	FGA	Pct	3PM	3PA	Pct	FT	FTA	Pct	Off	Def	Tot	Avg	PF	FO	Ast	TO	Blk	Stl	Pts	Avg
2018-19	9	0	105	11.7	2	9	.222	1	6	.167	4	5	.800	0	9	9	1.0	6	0	17	7	0	1	9	1.0
2019-20	9	4	236	26.2	19	59	.322	12	41	.293	9	11	.818	3	17	20	2.2	11	0	44	20	3	4	59	6.6
CAREER	18	4	341	18.9	21	68	.309	13	47	.277	13	16	.813	3	26	29	1.6	17	0	61	27	3	5	68	3.8

PLAYER PAGES



TYLER HAMILTON

Gr. - G - 6-4 - 210 - Atlanta, Ga./ Cheshire Academy / Penn

2

2019-20 GAME-BY-GAME STATISTICS

Date	Opponent	Min	FG-A	Pct	3FG-A	Pct	FT-A	Pct	O-D	Tot	PF	A	TO	B	S	Pts
N5	at High Point	20	1-3	.333	0-1	.000	0-0	.000	0-4	4	0	3	1	0	0	2
N8	at American	19	1-1	1.000	0-0	.000	0-0	.000	0-4	4	2	1	0	3	1	2
N12	at Wofford	13	1-3	.333	0-1	.000	2-2	1.000	0-0	0	5	0	2	1	1	4
N15	Hampton	21	0-3	.000	0-0	.000	0-0	.000	2-2	4	2	1	1	2	0	0
N18	• at Oklahoma	27	1-3	.333	1-1	1.000	2-2	1.000	1-5	6	4	1	2	0	0	5
N21	• at Stanford	22	0-2	.000	0-0	.000	2-2	1.000	0-2	2	3	0	0	0	0	2
N26	• Morehead State	19	0-0	.000	0-0	.000	0-0	.000	0-0	0	3	4	1	1	0	0
N30	• at Buffalo	22	3-5	.600	0-0	.000	0-0	.000	0-3	3	5	3	1	0	1	6
D3	• Old Dominion	28	0-3	.000	0-0	.000	0-2	.000	0-2	2	1	3	1	0	0	0
D8	• at Fairfield	30	1-2	.500	0-1	.000	1-2	.500	0-2	2	2	0	1	0	0	3
D15	• Goucher	18	3-4	.750	1-1	1.000	1-1	1.000	2-3	5	1	0	1	0	1	8
D19	• Saint Joseph's	28	0-3	.000	0-1	.000	0-0	.000	0-1	1	1	3	2	0	0	0
D22	• Saint Francis (PA)	28	2-4	.500	0-1	.000	0-0	.000	0-3	3	3	3	3	1	1	4
D30	• at Elon	18	2-2	1.000	0-0	.000	0-0	.000	0-1	1	3	0	1	0	1	4
J2	• at Hofstra	29	1-2	.500	0-0	.000	7-8	.875	1-5	6	4	2	3	2	0	9
J4	• at Northeastern	34	1-2	.500	0-0	.000	0-0	.000	0-4	4	3	3	2	1	1	2
J9	• UNCW	28	1-6	.167	0-0	.000	5-5	1.000	4-0	4	2	1	1	0	1	7
J11	• Charleston	9	0-0	.000	0-0	.000	0-0	.000	0-1	1	4	1	0	0	1	0
J16	• at Delaware	30	2-7	.286	0-0	.000	3-3	1.000	1-2	3	3	0	0	1	0	7
J18	• at Drexel	17	0-6	.000	0-1	.000	0-0	.000	1-0	1	2	1	0	0	0	0
J23	• James Madison	20	2-3	.667	0-0	.000	2-2	1.000	1-1	2	2	0	3	0	0	6
J25	Towson	18	4-5	.800	0-0	.000	0-2	.000	1-2	3	4	0	1	0	1	8
J30	Northeastern															
F1	Hofstra															
F6	at Charleston															
F8	at UNCW															
F13	Drexel															
F15	Delaware															
F20	at Towson															
F22	at James Madison															
F29	Elon															

HAMILTON'S CAREER STATISTICS

Year	GP	GS	Min	Avg	FG	FGA	Pct	3PM	3PA	Pct	FT	FTA	Pct	Off	Def	Tot	Avg	PF	FO	Ast	TO	Blk	Stl	Pts	Avg
2015-16	18	1	140	7.8	11	37	.297	4	18	.222	11	15	.733	3	16	19	1.1	24	0	7	10	1	10	37	2.1
2016-17	24	0	174	7.3	12	36	.333	2	9	.222	11	17	.647	9	20	29	1.2	31	1	6	9	2	8	37	1.5
2017-18																									
2018-19	6	0	70	11.7	5	6	.833	0	1	.000	1	3	.333	3	5	8	1.3	13	1	4	3	0	2	11	1.8
2019-20	22	17	497	22.6	26	69	.377	2	8	.250	25	31	.806	14	47	61	2.8	59	2	30	27	10	12	79	3.6
CAREER	70	18	881	12.6	54	148	.365	8	36	.222	48	66	.727	29	88	117	1.7	127	4	47	49	13	32	164	2.3

HAMILTON'S CAREER CAA STATISTICS

Year	GP	GS	Min	Avg	FG	FGA	Pct	3PM	3PA	Pct	FT	FTA	Pct	Off	Def	Tot	Avg	PF	FO	Ast	TO	Blk	Stl	Pts	Avg
2019-20	9	8	202	22.4	13	33	.394	0	1	.000	17	20	.850	9	16	25	2.8	27	0	8	11	2	7	43	4.8
CAREER	9	8	202	22.4	13	33	.394	0	1	.000	17	20	.850	9	16	25	2.8	27	0	8	11	2	7	43	4.8



MIODRAG DRONJAK

R Jr. - G - 6-2 - 185 - Kladovo, Serbia/Virginia Beach Friends Schools/Richard Bland

4

2019-20 GAME-BY-GAME STATISTICS

Date	Opponent	Min	FG-A	Pct	3FG-A	Pct	FT-A	Pct	O-D	Tot	PF	A	TO	B	S	Pts
N5	at High Point						DNP									
N8	at American						DNP									
N12	at Wofford						DNP									
N15	Hampton						DNP									
N18	at Oklahoma						DNP									
N21	at Stanford						DNP									
N26	Morehead State						DNP									
N30	at Buffalo						DNP									
D3	Old Dominion	1	0-0	.000	0-0	.000	0-0	.000	0-0	0	0	0	1	0	0	0
D8	at Fairfield						DNP									
D15	Goucher	6	2-4	.500	1-3	.333	0-0	.000	0-1	1	1	0	0	0	1	5
D19	Saint Joseph's						DNP									
D22	Saint Francis (PA)						DNP									
D30	at Elon						DNP									
J2	at Hofstra	2	0-0	.000	0-0	.000	0-0	.000	0-0	0	0	0	1	0	0	0
J4	at Northeastern						DNP									
J9	UNCW						DNP									
J11	Charleston						DNP									
J16	at Delaware						DNP									
J18	at Drexel						DNP									
J23	James Madison						DNP									
J25	Towson						DNP									
J30	Northeastern						DNP									
F1	Hofstra						DNP									
F6	at Charleston						DNP									
F8	at UNCW						DNP									
F13	Drexel						DNP									
F15	Delaware						DNP									
F20	at Towson						DNP									
F22	at James Madison						DNP									
F29	Elon						DNP									

DRONJAK'S CAREER STATISTICS

Year	GP	GS	Min	Avg	FG	FGA	Pct	3PM	3PA	Pct	FT	FTA	Pct	Off	Def	Tot	Avg	PF	FO	Ast	TO	Blk	Stl	Pts	Avg
2018-19	1	0	2	2.0	0	0	.000	0	0	.000	0	0	.000	0	0	0	0.0	0	0	0	1	0	0	0	0.0
2019-20	3	0	9	3.0	2	4	.500	1	3	.333	0	0	.000	0	1	1	0.3	1	0	0	2	0	1	5	1.7
CAREER	4	0	11	2.8	2	4	.500	1	3	.333	0	0	.000	0	1	1	0.3	1	0	0	3	0	1	5	1.3

DRONJAK'S CAREER CAA STATISTICS

Year	GP	GS	Min	Avg	FG	FGA	Pct	3PM	3PA	Pct	FT	FTA	Pct	Off	Def	Tot	Avg	PF	FO	Ast	TO	Blk	Stl	Pts	Avg
2018-19	1	0	2	2.0	0	0	.000	0	0	.000	0	0	.000	0	0	0	0.0	0	0	0	1	0	0	0	0.0
2019-20	1	0	2	2.0	0	0	.000	0	0	.000	0	0	.000	0	0	0	0.0	0	0	0	1	0	0	0	0.0
CAREER	2	0	4	2.0	0	0	.000	0	0	.000	0	0	.000	0	0	0	0.0	0	0	0	2	0	0	0	0.0

GAME HIGHS

Points	9 at Hofstra (1/2/20)
Season	
Career	11 at Princeton (3/8/16)

Field Goals

Season	4 vs. Towson (1/25/20)
Career	5 at Princeton (3/8/16)

Field Goal Attempts

Season	7 at Delaware (1/16/20)
Career	10 at Princeton (3/8/16)

3-Point Field Goals

Season	1 (2x) last vs. Goucher (12/15/19)
Career	2 at Princeton (1/9/16)

3-Point Field Goal Attempts

Season	1 (7x) last vs. St. Francis (Pa.) (12/22/19)
Career	5 vs. Binghamton (1/2/16)

Free Throws

Season	7 at Hofstra (1/2/20)
Career	7 at Hofstra (1/2/20)

Free Throw Attempts

Season	8 at Hofstra (1/2/20)
Career	8 at Hofstra (1/2/20)

Rebounds

Season	6 (2x) last at Hofstra (1/2/20)
Career	7 at Princeton (3/8/16)

Assists

Season	4 vs. Morehead State (11/26/19)
Career	4 vs. Morehead State (11/26/19)

Steals

Season	2 at Hofstra (1/2/20)
Career	3 at Princeton (3/8/16)

Blocked Shots

Season	3 at American (11/8/19)
Career	3 at American (11/8/19)

Minutes

Season	34 at Northeastern (1/6/20)
Career	37 at Princeton (3/8/16)

GAME HIGHS

Points	5 vs. Goucher (12/15/19)
Season	
Career	5 vs. Goucher (12/15/19)

Field Goals Made

Season	2 vs. Goucher (12/15/19)
Career	2 vs. Goucher (12/15/19)

Field Goal Attempts

5

BRYCE BARNES

Gr. - G - 5-11 - 189 - Chicago, Ill. / Brogan Prep / Milwaukee



GAME HIGHS	
Points	
Season	21 vs. Hampton (11/15/19)
Career	21 vs. Hampton (11/15/19)
Field Goals Made	
Season	8 vs. Hampton (11/15/19)
Career	8 vs. Hampton (11/15/19)
Field Goal Attempts	
Season	12 at Stanford (11/21/19)
Career	13 (2x) last at North Dakota (12/9/18)
3-Point Field Goals Made	
Season	3 vs. Morehead State (11/26/19)
Career	3 (2x) last vs. Morehead State (11/26/19)
3-Point Field Goal Attempts	
Season	4 (2x) last vs. Goucher (12/15/19)
Career	6 vs. Green Bay (2/2/18)
Free Throws Made	
Season	5 (2x) last at Saint Joseph's (12/19/19)
Career	8 at Iowa State (11/13/17)
Free Throw Attempts	
Season	6 (2x) last at Saint Joseph's (12/19/19)
Career	11 at Iowa State (11/13/17)
Rebounds	
Season	7 vs. Old Dominion (12/3/19)
Career	7 (2x) last vs. Old Dominion (12/3/19)
Assists	
Season	7 (3x) last vs. Morehead State (11/26/19)
Career	7 (4x) last vs. Morehead State (11/26/19)
Steals	
Season	5 vs. Old Dominion (12/3/19)
Career	5 vs. Old Dominion (12/3/19)
Blocked Shots	
Season	1 (3x) last vs. Towson (1/25/20)
Career	1 (10x) last vs. Towson (1/25/20)
Minutes	
Season	33 vs. St. Francis (Pa.) (12/22/19)
Career	37 vs. Wright State (1/20/18)

		2019-20 GAME-BY-GAME STATISTICS															
Date	Opponent	Min	FG-A	Pct	3FG-A	Pct	FT-A	Pct	O-D	Tot	PF	A	TO	B	S	Pts	
N5	• at High Point	27	0-4	.000	0-2	.000	3-4	.750	0-5	5	1	4	3	0	1	3	
N8	• at American	27	4-7	.571	0-0	.000	0-0	.000	0-1	1	0	5	2	0	2	8	
N12	• at Wofford	27	1-2	.500	0-0	.000	0-0	.000	0-1	1	2	6	2	0	0	2	
N15	• Hampton	31	8-10	.800	2-3	.667	3-3	1.000	0-3	3	4	7	2	0	1	21	
N18	• at Oklahoma	32	0-3	.000	0-1	.000	0-0	.000	0-5	5	2	7	3	0	0	0	
N21	• at Stanford	23	3-12	.250	0-3	.000	0-0	.000	1-1	2	4	1	3	0	0	6	
N26	• Morehead State	31	3-8	.375	3-4	.750	1-2	.500	1-4	5	3	7	4	0	0	10	
N30	• at Buffalo	28	2-11	.182	1-3	.333	4-4	1.000	0-0	0	4	4	4	0	3	9	
D3	• Old Dominion	28	3-6	.500	0-1	.000	5-6	.833	3-4	7	1	3	2	1	5	11	
D8	• at Fairfield	30	1-5	.200	0-0	.000	2-2	1.000	1-2	3	0	4	3	0	2	4	
D15	• Goucher	16	1-6	.167	0-4	.000	2-3	.667	0-4	4	0	2	1	1	0	4	
D19	• Saint Joseph's	28	3-10	.300	1-4	.250	5-6	.833	1-3	4	4	4	1	0	3	12	
D22	• Saint Francis (PA)	33	6-9	.667	2-2	1.000	1-2	.500	1-1	2	1	3	4	0	1	15	
D30	• at Elon	31	4-6	.667	1-1	1.000	1-2	.500	0-3	3	1	2	2	0	3	10	
J2	• at Hofstra	19	4-4	1.000	0-0	.000	1-1	1.000	0-2	2	3	4	0	0	0	9	
J4	• at Northeastern	25	1-5	.200	0-1	.000	0-0	.000	0-0	0	1	1	3	0	0	2	
J9	• UNCW	27	4-8	.500	1-2	.500	2-4	.500	1-1	2	0	5	2	0	2	11	
J11	• Charleston	26	2-5	.400	0-0	.000	0-1	.000	0-2	2	1	3	1	0	2	4	
J16	at Delaware																
J18	at Drexel																
J23	James Madison	12	2-6	.333	0-1	.000	0-0	.000	1-1	2	5	2	2	0	1	4	
J25	• Towson	26	3-5	.600	0-0	.000	1-2	.500	0-2	2	2	3	4	1	0	7	
J30	Northeastern																
F1	Hofstra																
F6	at Charleston																
F8	at UNCW																
F13	Drexel																
F15	Delaware																
F20	at Towson																
F22	at James Madison																
F29	Elon																

BARNES' CAREER STATISTICS

Year	GP	GS	Min	Avg	FG	FGA	Pct	3PM	3PA	Pct	FT	FTA	Pct	Off	Def	Tot	Avg	PF	FO	Ast	TO	Blk	Stl	Pts	Avg
2016-17	35	0	424	12.1	47	110	.427	14	31	.452	37	51	.725	4	31	35	1.0	45	2	20	35	1	22	145	4.1
2017-18	32	26	665	20.8	71	196	.362	20	70	.286	46	68	.676	9	60	69	2.2	65	0	56	45	3	28	208	6.5
2018-19	25	15	659	26.4	53	152	.349	14	41	.341	33	49	.673	13	48	61	2.4	48	0	68	54	3	22	153	6.1
2019-20	20	19	527	26.4	55	132	.417	11	32	.344	31	42	.738	10	45	55	2.8	39	1	77	48	3	26	152	7.6
CAREER	112	60	2275	20.3	226	590	.383	59	174	.339	147	210	.700	36	184	220	2.0	197	3	221	182	10	98	658	5.9

BARNES' CAREER CAA STATISTICS

Year	GP	GS	Min	Avg	FG	FGA	Pct	3PM	3PA	Pct	FT	FTA	Pct	Off	Def	Tot	Avg	PF	FO	Ast	TO	Blk	Stl	Pts	Avg
2019-20	7	6	167	23.9	20	39	.513	2	5	.400	5	10	.500	2	11	13	1.9	13	1	20	14	1	8	47	6.7
CAREER	7	6	167	23.9	20	39	.513	2	5	.400	5	10	.500	2	11	13	1.9	13	1	20	14	1	8	47	6.7

10

RAINERS HERMANOVSKIS

(Rye-ners Herman-off-skus)

Fr. - G - 6-4 - 204 - Smiltene, Latvia / Riga Secondary School Nr.49



GAME HIGHS	
Points	
Season	8 vs. Charleston (1/11/20)
Career	8 vs. Charleston (1/11/20)
Field Goals Made	
Season	3 vs. Charleston (1/11/20)
Career	3 vs. Charleston (1/11/20)
Field Goal Attempts	
Season	4 (2x) last vs. Old Dominion (12/3/19)
Career	4 (2x) last vs. Old Dominion (12/3/19)
3-Point Field Goals Made	
Season	2 vs. Charleston (1/11/20)
Career	2 vs. Charleston (1/11/20)
3-Point Field Goal Attempts	
Season	3 (2x) last vs. Old Dominion (12/3/19)
Career	3 (2x) last vs. Old Dominion (12/3/19)
Free Throws Made	
Season	2 at Hofstra (1/2/20)
Career	2 at Hofstra (1/2/20)
Free Throw Attempts	
Season	2 (3x) last at Hofstra (1/2/20)
Career	2 (3x) last at Hofstra (1/2/20)
Rebounds	
Season	4 (3x) last vs. Charleston (1/11/20)
Career	4 (3x) last vs. Charleston (1/11/20)
Assists	
Season	4 vs. Goucher (12/15/19)
Career	4 vs. Goucher (12/15/19)
Steals	
Season	1 (4x) last at Delaware (1/16/20)
Career	1 (4x) last at Delaware (1/16/20)
Blocked Shots	
Season	
Career	
Minutes	
Season	23 vs. Goucher (12/15/19)
Career	23 vs. Goucher (12/15/19)

2019-20 GAME-BY-GAME STATISTICS																	
Date	Opponent	Min	FG-A	Pct	3FG-A	Pct	FT-A	Pct	O-D	Tot	PF	A	TO	B	S	Pts	
N5	at High Point	20	1-4	.250	1-3	.333	1-2	.500	1-1	2	1	1	0	0	0	4	
N8	at American	16	0-1	.000	0-1	.000	0-0	.000	0-1	1	0	0	0	0	1	0	
N12	at Wofford	8	0-0	.000	0-0	.000	0-0	.000	0-2	2	0	0	0	0	0	0	
N15	Hampton	17	0-1	.000	0-1	.000	0-0	.000	0-1	1	1	0	0	0	0	0	
N18	at Oklahoma	10	1-2	.500	1-2	.500	0-0	.000	0-0	0	1	1	1	0	0	3	
N21	at Stanford	19	0-2	.000	0-0	.000	0-0	.000	2-0	2	1	1	0	0	1	0	
N26	Morehead State	17	1-1	1.000	1-1	1.000	0-0	.000	1-1	2	1	1	0	1	0	3	
N30	at Buffalo	10	1-2	.500	0-1	.000	0-0	.000	0-0	0	0	0	0	0	0	2	
D3	Old Dominion	16	1-4	.250	0-3	.000	0-0	.000	0-4	4	1	0	0	0	0	2	
D8	at Fairfield	16	0-0	.000	0-0	.000	0-0	.000	0-2	2	0	0	2	0	0	0	
D15	Goucher	23	1-3	.333	0-2	.000	1-2	.500	1-3	4	2	4	2	0	1	3	
D19	Saint Joseph's	9	0-0	.000	0-0	.000	0-0	.000	0-0	0	1	0	0	0	0	0	
D22	Saint Francis (PA)	17	2-3	.667	1-2	.500	0-0	.000	0-1	1	2	0	1	0	0	5	
D30	at Elon	7	0-0	.000	0-0	.000	0-0	.000	0-0	0	1	0	1	0	0	0	
J2	at Hofstra	12	0-2	.000	0-1	.000	2-2	1.000	0-1	1	0	1	1	0	0	2	
J4	at Northeastern																
J9	UNCW	7	0-0	.000	0-0	.000	0-0	.000	0-0	0	1	0	0	0	0	0	
J11	Charleston	21	3-3	1.000	2-2	1.000	0-1	.000	2-2	4	0	0	1	0	0	8	
J16	at Delaware	11	1-1	1.000	1-1	1.000	0-0	.000	0-2	2	1	1	0	0	1	3	
J18	at Drexel	20	0-1	.000	0-1	.000	0-0	.000	0-1	1	1	0	1	0	0	0	
J23	James Madison	11	0-0	.000	0-0	.000	0-0	.000	0-2	2	1	1	0	0	0	0	
J25	Towson	5	1-1	1.000	0-0	.000	0-0	.000	0-0	0	0	0	0	0	0	2	
J30	Northeastern																
F1	Hofstra																
F6	at Charleston																
F8	at UNCW																
F13	Drexel																
F15	Delaware																
F20	at Towson																
F22	at James Madison																
F29	Elon																

HERMANOVSKIS' CAREER STATISTICS

Year	GP	GS	Min	Avg	FG	FGA	Pct	3PM	3PA	Pct	FT	FTA	Pct	Off	Def	Tot	Avg	PF	FO	Ast	TO	Blk
------	----	----	-----	-----	----	-----	-----	-----	-----	-----	----	-----	-----	-----	-----	-----	-----	----	----	-----	----	-----

PLAYER PAGES



ANDY VAN VLIET

(Van Vleet)

Sr. - F/C - 7-0 - 231 - Antwerp, Belgium / Wisconsin

11

2019-20 GAME-BY-GAME STATISTICS																
Date	Opponent	Min	FG-A	Pct	3FG-A	Pct	FT-A	Pct	O-D	Tot	PF	A	TO	B	S	Pts
N5	• at High Point	24	4-10	.400	0-3	.000	0-0	.000	2-8	10	0	1	3	0	2	8
N8	• at American	32	7-10	.700	0-1	.000	4-5	.800	3-7	10	2	0	3	1	1	18
N12	• at Wofford	29	7-16	.438	5-9	.556	2-2	1.000	2-4	6	3	1	1	0	1	21
N15	• Hampton	28	10-13	.769	2-3	.667	0-1	.000	2-10	12	0	1	2	3	1	22
N18	• at Oklahoma	34	7-18	.389	2-11	.182	0-0	.000	0-13	13	3	2	4	0	1	16
N21	• at Stanford	30	4-11	.364	3-6	.500	0-1	.000	0-5	5	2	2	2	0	2	11
N26	• Morehead State	33	5-7	.714	2-3	.667	1-2	.500	0-9	9	1	1	2	1	0	13
N30	• at Buffalo	32	2-4	.500	1-2	.500	0-0	.000	2-6	8	4	3	5	1	0	5
D3	• Old Dominion	31	5-11	.455	2-5	.400	1-2	.500	0-8	8	3	0	5	1	2	13
D8	• at Fairfield	33	9-18	.500	2-7	.286	0-0	.000	2-8	10	4	0	2	0	0	20
D15	• Goucher	19	5-14	.357	0-1	.000	1-1	1.000	6-7	13	1	0	1	2	1	11
D19	• Saint Joseph's	35	8-13	.615	1-2	.500	0-0	.000	1-13	14	3	1	1	0	0	17
D22	• Saint Francis (PA)	33	6-11	.545	2-4	.500	2-3	.667	3-8	11	5	2	3	4	1	16
D30	• at Elon	33	7-12	.583	2-4	.500	2-3	.667	2-4	6	1	2	1	1	0	18
J2	• at Hofstra	21	7-11	.636	4-6	.667	0-0	.000	0-6	6	2	1	3	0	0	18
J4	• at Northeastern	31	7-13	.538	1-4	.250	0-0	.000	1-5	6	2	0	5	1	0	15
J9	• UNCW	32	6-11	.545	2-5	.400	4-4	1.000	2-9	11	4	2	3	1	0	18
J11	• Charleston	31	3-11	.273	1-3	.333	0-1	.000	0-4	4	4	2	0	0	0	7
J16	• at Delaware	32	2-9	.222	0-4	.000	4-4	1.000	2-9	11	0	3	1	0	0	8
J18	• at Drexel	32	2-6	.333	1-3	.333	0-0	.000	0-8	8	3	0	1	2	1	5
J23	• James Madison	32	9-13	.692	4-6	.667	0-1	.000	2-5	7	4	3	1	8	0	22
J25	• Towson	29	4-10	.400	1-5	.200	1-1	1.000	0-6	6	2	2	2	0	0	10
J30	Northeastern															
F1	Hofstra															
F6	at Charleston															
F8	at UNCW															
F13	Drexel															
F15	Delaware															
F20	at Towson															
F22	at James Madison															
F29	Elon															

VAN VLIET'S CAREER STATISTICS

Year	GP	GS	Min	Avg	FG	FGA	Pct	3PM	3PA	Pct	FT	FTA	Pct	Off	Def	Tot	Avg	PF	FO	Ast	TO	Blk	Stl	Pts	Avg
2016-17	14	0	48	3.4	6	17	.353	3	8	.375	3	4	.750	5	15	20	1.4	3	0	2	2	2	0	18	1.3
2017-18	17	4	131	7.7	18	39	.462	12	23	.522	10	14	.714	5	18	23	1.4	14	0	3	5	3	1	58	3.4
2018-19																									
2019-20	22	22	667	30.3	126	252	.500	38	97	.392	22	31	.710	32	162	194	8.8	53	1	29	51	26	13	312	14.2
CAREER	53	26	846	16.0	150	308	.487	53	128	.414	35	49	.714	42	195	237	4.5	70	1	34	58	31	14	388	7.3

VAN VLIET'S CAREER CAA STATISTICS

Year	GP	GS	Min	Avg	FG	FGA	Pct	3PM	3PA	Pct	FT	FTA	Pct	Off	Def	Tot	Avg	PF	FO	Ast	TO	Blk	Stl	Pts	Avg
2019-20	9	9	273	30.3	47	96	.490	16	40	.400	11	14	.786	9	56	65	7.2	22	0	15	17	13	1	121	13.4
CAREER	9	9	273	30.3	47	96	.490	16	40	.400	11	14	.786	9	56	65	7.2	22	0	15	17	13	1	121	13.4



LUKE LOEWE

(Loe-we)

Jr. - G - 6-4 - 188 - Fond du Lac, Wis./Fond du Lac

12

2019-20 GAME-BY-GAME STATISTICS																
Date	Opponent	Min	FG-A	Pct	3FG-A	Pct	FT-A	Pct	O-D	Tot	PF	A	TO	B	S	Pts
N5	• at High Point	25	3-4	.750	1-2	.500	2-4	.500	0-0	0	4	2	0	0	0	9
N8	• at American	34	3-7	.429	2-3	.667	3-4	.750	1-3	4	1	3	1	0	2	11
N12	• at Wofford	33	5-5	1.000	2-2	1.000	0-0	.000	0-1	1	0	1	0	0	0	12
N15	• Hampton	22	3-5	.600	1-3	.333	0-0	.000	0-0	0	4	2	1	0	0	7
N18	• at Oklahoma	34	3-7	.429	1-2	.500	0-0	.000	0-3	3	4	2	3	0	1	7
N21	• at Stanford	30	4-9	.444	0-1	.000	1-3	.333	0-2	2	1	3	1	0	1	9
N26	• Morehead State	34	8-9	.889	3-4	.750	7-9	.778	0-3	3	2	4	1	0	0	26
N30	• at Buffalo	32	6-9	.667	2-4	.500	2-2	1.000	0-4	4	2	2	4	0	1	16
D3	• Old Dominion	31	3-6	.500	2-4	.500	4-4	1.000	1-2	3	0	1	0	0	0	12
D8	• at Fairfield	33	3-8	.375	0-0	.000	5-6	.833	0-1	1	3	3	0	0	0	11
D15	• Goucher	21	1-5	.200	0-3	.000	7-8	.875	0-2	2	0	1	0	0	1	9
D19	• Saint Joseph's	32	2-8	.250	2-6	.333	1-2	.500	0-4	4	1	6	1	0	1	7
D22	• Saint Francis (PA)	25	4-8	.500	2-4	.500	2-4	.500	1-1	2	4	1	1	0	0	12
D30	• at Elon	31	3-9	.333	1-3	.333	1-2	.500	0-1	1	4	1	1	0	0	8
J2	• at Hofstra	21	6-7	.857	0-1	.000	0-0	.000	0-1	1	3	0	0	0	1	12
J4	• at Northeastern	33	5-7	.714	0-1	.000	0-1	.000	2-3	5	0	1	1	0	1	10
J9	• UNCW	29	6-10	.600	2-4	.500	0-0	.000	0-2	2	1	0	4	0	0	14
J11	• Charleston	28	4-6	.667	2-3	.667	0-0	.000	0-1	1	3	1	0	0	0	10
J16	• at Delaware	32	3-6	.500	1-3	.333	2-3	.667	1-1	2	0	0	1	0	1	9
J18	• at Drexel	31	4-9	.444	1-2	.500	1-2	.500	0-2	2	4	2	4	0	0	10
J23	• James Madison	31	7-8	.875	4-5	.800	0-0	.000	0-4	4	0	2	1	0	0	18
J25	• Towson	32	2-6	.333	1-5	.200	1-1	1.000	1-0	1	5	1	0	0	1	6
J30	Northeastern															
F1	Hofstra															
F6	at Charleston															
F8	at UNCW															
F13	Drexel															
F15	Delaware															
F20	at Towson															
F22	at James Madison															
F29	Elon															

LOEWE'S CAREER STATISTICS

Year	GP	GS	Min	Avg	FG	FGA	Pct	3PM	3PA	Pct	FT	FTA	Pct	Off	Def	Tot	Avg	PF	FO	Ast	TO	Blk	Stl	Pts	Avg
2017-18	27	0	141	5.2	10	23	.435	2	7	.286	9	14	.643	6	8	14	0.5	17	0	14	9	1	2	31	1.1
2018-19	31	31	748	24.1	52	117	.444	7	31	.226	9	26	.346	12	48	60	1.9	57	2	57	35	6	15	120	3.9
2019-20	22	22	655	29.8	88	158	.557	30	65	.462	39	55	.709	7	41	48	2.2	46	1	39	25	1	10	245	11.1
CAREER	80	53	1544	19.3	150	298	.503	39	103	.379	57	95	.600	25	97	122	1.5	120	3	110	69	8	27	396	5.0

LOEWE'S CAREER CAA STATISTICS

Year	GP	GS	Min	Avg	FG	FGA	Pct	3PM	3PA	Pct	FT	FTA	Pct	Off	Def	Tot	Avg	PF	FO	Ast	TO	Blk	Stl	Pts	Avg
2017-18	16	0	60	3.8	2	7	.286	0	3	.000	2	4	.500	3	2	5	0.3	9	0	5	3	0	0	6	0.4
2018-19	18	18	485	26.9	33	75	.440	5	20	.250	8	18	.444	9	36	45	2.5	35	1	42	23	4	8	79	4.4
2019-20	9	9	269	29.9	40	68	.588	12	27	.444	5	9	.556	4	15	19	2.1	20	1	8	12	1	3	97	10.8
CAREER	43	27	814	18.9	75	150	.500	17	50	.340	15	31	.484	16	53	69	1.6	64	2	55	38	5	11	182	4.2

GAME HIGHS

Points

Season 22 (2x) last vs. James Madison (1/23/20)
 Career 22 (2x) last vs. James Madison (1/23/20)

Field Goals Made

Season 10 vs. Hampton (11/15/19)
 Career 10 vs. Hampton (11/15/19)

Field Goal Attempts

Season 18 (2x) last at Fairfield (12/8/19)
 Career 18 (2x) last at Fairfield (12/8/19)

3-Point Field Goals Made

GAME HIGHS

Points	
Season	30 (2x) last at Buffalo (11/30/19)
Career	39 at Hofstra (2/9/19)

Field Goals Made	
Season	13 at Oklahoma (11/18/19)
Career	16 at Hofstra (2/9/19)

Field Goal Attempts	
Season	22 at Drexel (1/18/20)
Career	24 at Hofstra (2/9/19)

3-Point Field Goals Made	
Season	3 at Fairfield (12/8/19)
Career	3 at Fairfield (12/8/19)

3-Point Field Goal Attempts	
Season	6 at Delaware (1/16/20)
Career	6 at Delaware (1/16/20)

Free Throws Made	
Season	11 at Delaware (1/16/20)
Career	18 vs. Hampton (11/15/17)

Free Throw Attempts	
Season	12 at Delaware (1/16/20)
Career	22 vs. Hampton (11/15/17)

Rebounds	
Season	17 vs. UNCW (1/9/20)
Career	17 vs. UNCW (1/9/20)

Assists	
Season	5 vs. UNCW (1/9/20)
Career	7 vs. Delaware (3/10/19)

Steals	
Season	3 at Delaware (1/16/20)
Career	3 (2x) last at Delaware (1/16/20)

Blocked Shots	
Season	4 vs. James Madison (1/23/20)
Career	8 (2x) last vs. Charleston (2/21/19)

Minutes	
Season	34 (3x) last vs. James Madison (1/23/20)
Career	44 vs. Hofstra (1/10/19)

SINGLE-GAME HIGHS

Points	
Season	14 at Delaware (1/16/20)
Career	14 at Delaware (1/16/20)

Field Goals Made	
Season	5 at Delaware (1/16/20)
Career	5 at Delaware (1/16/20)

Field Goal Attempts	
Season	10 at Saint Joseph's (12/19/19)
Career	10 at Saint Joseph's (12/19/19)

3-Point Field Goals Made	
Season	4 (2x) last at Delaware (1/16/20)
Career	4 (2x) last at Delaware (1/16/20)

3-Point Field Goal Attempts	
Season	7 at Saint Joseph's (12/19/19)
Career	7 at Saint Joseph's (12/19/19)

Free Throws Made	
Season	
Career	

Free Throw Attempts	
Season	
Career	

Rebounds	
Season	3 (2x) last at Saint Joseph's (12/19/19)
Career	3 (2x) last at Saint Joseph's (12/19/19)

Assists	
Season	2 vs. Goucher (12/15/19)
Career	2 vs. Goucher (12/15/19)

Steals	
Season	1 (3x) last vs. Goucher (12/15/19)
Career	1 (3x) last vs. Goucher (12/15/19)

Blocked Shots	
Season	1 (2x) last vs. Goucher (12/15/19)
Career	1 (2x) last vs. Goucher (12/15/19)

Minutes	
Season	20 at Stanford (11/21/19)
Career	20 at Stanford (11/21/19)

13

NATHAN KNIGHT

Sr. - F/C - 6-10 - 253 - Syracuse, N.Y./ Nottingham/Kimball Union Academy



2019-20 GAME-BY-GAME STATISTICS																		
Date	Opponent	Min	FG-A	Pct	3FG-A	Pct	FT-A	Pct	O-D	Tot	PF	A	TO	B	S	Pts		
N5	• at High Point	29	6-13	.462	0-2	.000	4-6	.667	2-11	13	3	1	2	3	1	16		
N8	• at American	31	9-19	.474	1-4	.250	3-4	.750	2-8	10	4	0	2	1	0	22		
N12	• at Wofford	33	10-15	.667	0-3	.000	1-1	1.000	1-10	11	2	1	1	2	0	21		
N15	• Hampton	29	5-11	.545	0-0	.000	5-10	.500	3-10	13	3	1	3	2	0	15		
N18	• at Oklahoma	34	13-18	.722	2-5	.400	2-3	.667	0-8	8	3	0	0	0	0	30		
N21	• at Stanford	21	2-4	.500	1-2	.500	2-3	.667	0-5	5	5	1	6	1	1	7		
N26	• Morehead State	33	10-16	.625	2-4	.500	6-6	1.000	0-12	12	1	3	0	3	1	28		
N30	• at Buffalo	28	11-15	.733	2-3	.667	6-9	.667	1-9	10	2	3	2	0	0	30		
D3	• Old Dominion	30	4-12	.333	0-4	.000	6-6	1.000	2-8	10	3	0	3	2	2	14		
D8	• at Fairfield	33	7-15	.467	3-5	.600	4-5	.800	3-7	10	4	1	3	1	2	21		
D15	• Goucher	19	5-8	.625	0-0	.000	5-8	.625	6-5	11	0	2	2	3	2	15		
D19	• Saint Joseph's	34	9-15	.600	2-5	.400	5-6	.833	3-3	6	4	0	5	1	1	25		
D22	• Saint Francis (PA)	24	5-10	.500	1-3	.333	4-9	.444	2-8	10	4	1	1	0	0	15		
D30	• at Elon	32	9-14	.643	1-3	.333	6-6	1.000	0-6	6	3	4	3	0	1	25		
J2	• at Hofstra	28	7-7	1.000	0-0	.000	1-1	1.000	1-11	12	2	4	2	1	0	15		
J4	• at Northeastern	31	10-16	.625	2-5	.400	1-1	1.000	4-7	11	2	0	3	0	0	23		
J9	• UNCW	29	4-8	.500	1-3	.333	8-8	1.000	4-13	17	3	5	2	0	2	17		
J11	• Charleston	32	6-18	.333	1-4	.250	8-11	.727	3-10	13	2	2	1	3	1	21		
J16	• at Delaware	32	6-18	.333	2-6	.333	11-12	.917	7-7	14	2	2	2	1	3	25		
J18	• at Drexel	29	11-22	.500	1-4	.250	5-5	1.000	6-3	9	3	1	0	2	0	28		
J23	• James Madison	34	6-11	.545	1-3	.333	6-8	.750	2-9	11	3	3	3	4	1	19		
J25	• Towson	29	6-15	.400	1-5	.200	7-8	.875	1-5	6	4	2	4	1	2	20		
J30	Northeastern																	
F1	Hofstra																	
F6	at Charleston																	
F8	at UNCW																	
F13	Drexel																	
F15	Delaware																	
F20	at Towson																	
F22	at James Madison																	
F29	Elon																	

KNIGHT'S CAREER STATISTICS

Year	GP	GS	Min	Avg	FG	FGA	Pct	3PM	3PA	Pct	FT	FTA	Pct	Off	Def	Tot	Avg	PF	FO	Ast	TO	Blk	Stl	Pts	Avg
2016-17	31	5	534	17.2	96	166	.578	2	12	.167	60	101	.594	42	93	135	4.4	87	3	33	32	41	12	254	8.2
2017-18	31	30	890	28.7	206	358	.575	11	36	.306	150	195	.769	58	168	226	7.3	103	7	69	83	61	18	573	18.5
2018-19	31	31	949	30.6	236	408	.578	10	41	.244	169	231	.732	83	183	266	8.6	93	4	110	84	70	13	651	21.0
2019-20	22	22	653	29.7	161	300	.537	24	73	.329	106	136	.779	53	175	228	10.4	62	1	37	50	30	21	452	20.5
CAREER	115	88	3026	26.3	699	1232	.567	47	162	.290	485	663	.732	236	619	855	7.4	345	15	249	249	202	64	1930	16.8

KNIGHT'S CAREER CAA STATISTICS

Year	GP	GS	Min	Avg	FG	FGA	Pct	3PM	3PA	Pct	FT	FTA	Pct	Off	Def	Tot	Avg	PF	FO	Ast	TO	Blk	Stl	Pts	Avg
2016-17	18	4	301	16.7	56	92	.609	2	5	.400	38	59	.644	21	52	73	4.1	60	3	20	16	22	7	152	8.4
2017-18	18	17	519	28.8	119	196	.607	7	21	.333	75	102	.735	26	101	127	7.1	64	4	41	46	30	8	320	17.8
2018-19	18	18	578	32.1	149	254	.587	5	22	.227	95	135	.704	55	111	166	9.2	52	2	69	52	49	10	398	22.1
2019-20	9	9	277	30.8	65	129	.504	10	33	.303	53	60	.883	28	71	99	11.0	24	0	23	20	11	11	193	21.4
CAREER	63	48	1675	26.6	389	671	.580	24	81	.296	261	356	.733	130	335	465	7.4	200	9	153	134	112	36	1063	16.9

15

MIGUEL AYESA

Fr. - G - 6-4 - 195 - Madrid, Spain / Doral Academy (Fla.) / NTSI Orlando



2019-20 GAME-BY-GAME STATISTICS																	
Date	Opponent	Min	FG-A	Pct	3FG-A	Pct	FT-A	Pct	O-D	Tot	PF	A	TO	B	S	Pts	
N5	at High Point																
N8	at American																
N12	at Wofford	12	4-4	1.000	4-4	1.000	0-0	.000	2-0	2	1	0	0	0	1	12	
N15	Hampton	10	0-3	.000	0-3	.000	0-0	.000	0-0	0	0	1	0	0	0	0	
N18	at Oklahoma	18	2-6	.333	2-6	.333	0-0	.000	0-0	0	0	0	0	0	0	6	
N21	at Stanford	20	2-4	.500	0-2	.000	0-0	.000	1-0	1	2	0	1	0	0	4	
N26	Morehead State	14	1-6	.167	1-6	.167	0-0	.000	0-0	0	1	1	0	1	0	3	
N30	at Buffalo	16	2-4	.500	1-3	.333	0-0	.000	0-0	0	0	0	0	0	0	5	
D3	Old Dominion	8	3-3	1.000	2-2	1.000	0-0	.000	0-0	0	0	0	0	0	0	8	
D8	at Fairfield	10	1-2	.500	1-2	.500	0-0	.000	0-0	0	0	0	0	0	0	3	
D15	Goucher	17	1-4	.250	1-4	.250	0-0	.000	1-2	3	1	2	1	1	1	3	
D19	Saint Joseph's	17	2-10	.200	2-7	.286	0-0	.000	0-3	3	1	0	0	0	0	6	
D22	Saint Francis (PA)	18	1-5	.200	1-5	.200	0-0	.000	0-2	2	1	0	1	0	0	3	
D30	at Elon	15	1-4	.250	1-4	.250	0-0	.000	0-1	1	1	0	0	0	0	3	
J2	at Hofstra	17	2-5	.400	2-5	.400	0-0	.000	0-1	1	2	0	1	0	0	6	
J4	at Northeastern	11	1-2	.500	1-2	.500	0-0	.000	0-2	2	0	1	0	0	0	3	
J9	UNCW	8	0-3	.000	0-2	.000	0-0	.000	0-0	0	0	0	0	0	0	0	
J11	Charleston	8	1-1	1.000	1-1	1.000	0-0	.000	0-0	0	1	0	0	0	0	3	
J16	at Delaware	18	5-5	1.000	4-4	1.000	0-0	.000	0-1	1	0	0	0	0	0	14	
J18	at Drexel	17	0-3	.000	0-3	.000	0-0	.000	0-0	0	0	0	0	0	0	0	
J23	James Madison	16	2-4	.500	2-4	.500	0-0	.000	0-2	2	0	0	0	0	0	6	
J25	Towson	14	1-2	.500	1-2	.500	0-0	.000	0-0	0	0	0	0	0	0	3	
J30	Northeastern																
F1	Hofstra																
F6	at Charleston																
F8	at UNCW																
F13	Drexel																
F15	Delaware																
F20	at Towson																
F22	at James Madison																
F29	Elon																

PLAYER PAGES



QUINN BLAIR

So. - F - 6-6 - 218 - Livonia, Mich./Dearborn Divine Child

21

2019-20 GAME-BY-GAME STATISTICS

Date	Opponent	Min	FG-A	Pct	3FG-A	Pct	FT-A	Pct	O-D	Tot	PF	A	TO	B	S	Pts
N5	at High Point	19	1-6	.167	0-3	.000	4-4	1.000	0-0	0	3	1	1	0	0	6
N8	at American	8	1-4	.250	0-2	.000	3-3	1.000	1-2	3	0	0	0	0	0	5
N12	at Wofford	11	1-3	.333	1-2	.500	1-2	.500	0-0	0	2	1	0	0	0	4
N15	Hampton	12	0-1	.000	0-0	.000	0-0	.000	0-1	1	1	0	2	0	0	0
N18	at Oklahoma	13	1-3	.333	1-2	.500	0-0	.000	1-1	2	1	0	1	0	0	3
N21	at Stanford	24	3-5	.600	2-3	.667	2-3	.667	0-1	1	2	0	2	0	0	10
N26	Morehead State	19	5-8	.625	1-4	.250	1-2	.500	0-1	1	1	0	1	2	0	12
N30	at Buffalo	13	0-3	.000	0-2	.000	1-2	.500	0-2	2	0	0	0	0	0	1
D3	Old Dominion	16	1-3	.333	1-2	.500	0-0	.000	0-4	4	1	1	0	1	0	3
D8	at Fairfield	15	0-4	.000	0-2	.000	0-0	.000	1-0	1	2	2	1	0	1	0
D15	Goucher	10	1-2	.500	1-1	1.000	0-0	.000	1-1	2	0	1	0	0	0	3
D19	Saint Joseph's	11	0-1	.000	0-0	.000	2-2	1.000	0-1	1	2	0	0	0	0	2
D22	Saint Francis (PA)	19	1-4	.250	0-1	.000	0-0	.000	3-2	5	0	1	2	0	0	2
D30	at Elon	14	0-1	.000	0-1	.000	0-0	.000	0-3	3	0	0	0	0	0	0
J2	at Hofstra	18	4-8	.500	0-1	.000	0-0	.000	1-1	2	1	0	0	1	1	8
J4	at Northeastern	13	0-1	.000	0-1	.000	0-0	.000	0-1	1	3	0	0	0	0	0
J9	UNCW	16	3-4	.750	0-1	.000	3-4	.750	0-2	2	0	1	1	0	0	9
J11	Charleston	16	2-4	.500	0-1	.000	2-2	1.000	2-4	6	1	1	1	0	0	6
J16	at Delaware	13	3-5	.600	0-1	.000	0-0	.000	0-2	2	3	0	0	0	0	6
J18	at Drexel	15	0-0	.000	0-0	.000	0-0	.000	0-0	0	0	0	0	0	0	0
J23	James Madison	12	3-4	.750	0-1	.000	0-1	.000	0-3	3	2	1	2	0	0	6
J25	Towson	15	1-2	.500	0-1	.000	0-0	.000	0-1	1	2	1	1	0	0	2
J30	Northeastern															
F1	Hofstra															
F6	at Charleston															
F8	at UNCW															
F13	Drexel															
F15	Delaware															
F20	at Towson															
F22	at James Madison															
F29	Elon															

BLAIR'S CAREER STATISTICS

Year	GP	GS	Min	Avg	FG	FGA	Pct	3PM	3PA	Pct	FT	FTA	Pct	Off	Def	Tot	Avg	PF	FO	Ast	TO	Blk	Stl	Pts	Avg
2018-19	19	2	153	8.1	12	33	.364	6	20	.300	5	7	.714	7	20	27	1.4	15	0	10	8	5	2	35	1.8
2019-20	22	0	321	14.6	31	76	.408	7	32	.219	19	25	.760	10	33	43	2.0	27	0	11	15	4	2	88	4.0
CAREER	41	2	474	11.6	43	109	.394	13	52	.250	24	32	.750	17	53	70	1.7	42	0	21	23	9	4	123	3.0

BLAIR'S CAREER CAA STATISTICS

Year	GP	GS	Min	Avg	FG	FGA	Pct	3PM	3PA	Pct	FT	FTA	Pct	Off	Def	Tot	Avg	PF	FO	Ast	TO	Blk	Stl	Pts	Avg
2018-19	9	0	55	6.1	3	10	.300	3	7	.429	0	0	.000	1	9	10	1.1	5	0	2	5	3	1	9	1.0
2019-20	9	0	131	14.6	16	29	.552	0	8	.000	5	7	.714	3	17	20	2.2	12	0	4	5	1	1	37	4.1
CAREER	18	0	186	10.3	19	39	.487	3	15	.200	5	7	.714	4	26	30	1.7	17	0	6	10	4	2	46	2.6



THATCHER STONE

Fr. - F - 6-6 - 190 - Medford, Mass. / Cohasset/Dexter Southfield

22

2019-20 GAME-BY-GAME STATISTICS

Date	Opponent	Min	FG-A	Pct	3FG-A	Pct	FT-A	Pct	O-D	Tot	PF	A	TO	B	S	Pts
N5	at High Point															
N8	at American															
N12	at Wofford															
N15	Hampton															
N18	at Oklahoma															
N21	at Stanford	2	0-1	.000	0-0	.000	0-0	.000	0-0	0	0	0	1	0	0	0
N26	Morehead State															
N30	at Buffalo															
D3	Old Dominion	1	0-1	.000	0-1	.000	0-0	.000	1-0	1	0	0	0	0	0	0
D8	at Fairfield															
D15	Goucher	16	2-5	.400	1-3	.333	0-0	.000	3-2	5	1	1	0	0	0	5
D19	Saint Joseph's	1	0-0	.000	0-0	.000	0-0	.000	0-0	0	0	0	0	0	0	0
D22	Saint Francis (PA)	3	0-0	.000	0-0	.000	0-0	.000	0-0	0	2	0	1	0	0	0
D30	at Elon															
J2	at Hofstra	6	1-2	.500	0-1	.000	0-0	.000	0-0	0	1	0	0	0	2	2
J4	at Northeastern															
J9	UNCW															
J11	Charleston															
J16	at Delaware															
J18	at Drexel	3	0-0	.000	0-0	.000	0-0	.000	0-0	0	0	0	0	0	0	0
J23	James Madison															
J25	Towson															
J30	Northeastern															
F1	Hofstra															
F6	at Charleston															
F8	at UNCW															
F13	Drexel															
F15	Delaware															
F20	at Towson															
F22	at James Madison															
F29	Elon															

STONE'S CAREER STATISTICS

Year	GP	GS	Min	Avg	FG	FGA	Pct	3PM	3PA	Pct	FT	FTA	Pct	Off	Def	Tot	Avg	PF	FO	Ast	TO	Blk	Stl	Pts	Avg
2019-20	7	0	32	4.6	3	9	.333	1	5	.200	0	0	.000	4	2	6	0.9	4	0	1	2	0	2	7	1.0
CAREER	7	0	32	4.6	3	9	.333	1	5	.200	0	0	.000	4	2	6	0.9	4	0	1	2	0	2	7	1.0

STONE'S CAREER CAA STATISTICS

Year	GP	GS	Min	Avg	FG	FGA	Pct	3PM	3PA	Pct	FT	FTA	Pct	Off	Def	Tot	Avg	PF	FO	Ast	TO	Blk	Stl	Pts	Avg
2019-20	2	0	9	4.5	1	2	.500	0	1	.000	0	0	.000	0	0	0	0.0	1	0	0	0	0	2	2	1.0
CAREER	2	0	9	4.5	1	2	.500	0	1	.000	0	0	.000	0	0	0	0.0	1	0	0	0	0	2	2	1.0

GAME HIGHS

Points	
Season	12 vs. Morehead State (11/26/19)
Career	12 vs. Morehead State (11/26/19)

Field Goals Made

Season	5 vs. Morehead State (11/26/19)
Career	5 vs. Morehead State (11/26/19)

Field Goal Attempts

Season	8 (2x) last at Hofstra (1/2/20)
Career	8 (3x) last at Hofstra (1/2/20)

3-Point Field Goals Made

Season	2 at Stanford (11/21/19)
Career	2 (2x) last at Stanford (11/21/19)

3-Point Field Goal Attempts

Season	4 vs. Morehead State (11/26/19)
Career	5 at Notre Dame (11/17/18)

Free Throws Made

Season	4 at High Point (11/5/19)
Career	4 at High Point (11/5/19)

Free Throw Attempts

Season	4 (2x) last vs. UNCW (1/9/20)
Career	4 (2x) last at High Point (11/5/19)

Rebounds

Season	6 vs. Charleston (1/11/20)
Career	7 at UIC (11/15/18)

Assists

Season	2 at Fairfield (12/8/19)
Career	2 (4x) last at Fairfield (12/8/19)

Steals

Season	1 at Fairfield (12/8/19)
Career	1 (3x) last at Fairfield (12/8/19)

Blocked Shots

Season	2 vs. Morehead State (11/26/19)
Career	3 vs. Elon (1/19/19)

Minutes

Season	24 at Stanford (11/21/19)
Career	24 at Stanford (11/21/19)

GAME HIGHS

Points	
Season	5 vs. Goucher (12/15/19)
Career	5 vs. Goucher (12/15/19)

Field Goals Made

Season	2 vs. Goucher (12/15/19)
Career	2 vs. Goucher (12/15/19)

Field Goal Attempts

Season	5 vs. Goucher (12/15/19)
Career	5 vs. Goucher (12/15/19)

3-Point Field Goals Made

Season	1 vs. Goucher (12/15/19)
Career	1 vs. Goucher (12/15/19)

3-Point Field Goal Attempts

Season	3 vs. Goucher (12/15/19)
Career	3 vs. Goucher (12/15/19)

Free Throws Made

Season	
Career	

Free Throw Attempts

Season	
Career	

GAME HIGHS

Points	
Season	5 vs. Goucher (12/15/19)
Career	5 vs. Goucher (12/15/19)

Field Goals Made	
Season	2 vs. Goucher (12/15/19)
Career	2 vs. Goucher (12/15/19)

Field Goal Attempts	
Season	6 vs. Goucher (12/15/19)
Career	6 vs. Goucher (12/15/19)

3-Point Field Goals Made	
Season	1 vs. Goucher (12/15/19)
Career	1 (2x) last vs. Goucher (12/15/19)

3-Point Field Goal Attempts	
Season	4 vs. Goucher (12/15/19)
Career	4 vs. Goucher (12/15/19)

Free Throws Made	
Season	1 vs. Hampton (11/15/19)
Career	1 vs. Hampton (11/15/19)

Free Throw Attempts	
Season	2 vs. Hampton (11/15/19)
Career	2 vs. Hampton (11/15/19)

Rebounds	
Season	1 (2x) last vs. Goucher (12/15/19)
Career	1 (3x) last vs. Goucher (12/15/19)

Assists	
Season	1 vs. Goucher (12/15/19)
Career	1 vs. Goucher (12/15/19)

Steals	
Season	1 vs. Goucher (12/15/19)
Career	1 vs. Goucher (12/15/19)

Blocked Shots	
Season	
Career	

Minutes	
Season	9 vs. Goucher (12/15/19)
Career	9 vs. Goucher (12/15/19)

GAME HIGHS

Points	
Season	9 vs. Goucher (12/15/19)
Career	9 vs. Goucher (12/15/19)

Field Goals Made	
Season	4 vs. Goucher (12/15/19)
Career	4 vs. Goucher (12/15/19)

Field Goal Attempts	
Season	8 vs. Goucher (12/15/19)
Career	8 vs. Goucher (12/15/19)

3-Point Field Goals Made	
Season	-
Career	-

3-Point Field Goal Attempts	
Season	-
Career	-

Free Throws Made	
Season	1 (2x) last vs. Goucher (12/15/19)
Career	2 (2x) last vs. William Peace (12/16/18)

Free Throw Attempts	
Season	4 at Stanford (11/21/19)
Career	4 (2x) last at Stanford (11/21/19)

Rebounds	
Season	10 vs. Goucher (12/15/19)
Career	10 vs. Goucher (12/15/19)

Assists	
Season	
Career	2 at UIC (11/15/18)

Steals	
Season	1 vs. Goucher (12/15/19)
Career	1 (5x) last vs. Goucher (12/15/19)

Blocked Shots	
Season	2 vs. Goucher (12/15/19)
Career	3 vs. Delaware (2/2/19)

Minutes	
Season	15 vs. Goucher (12/15/19)
Career	18 at UIC (11/15/18)

24

AUSTIN WASHBURN

So. - G - 6-3 - 168 - Powhatan, Va./Powhatan



2019-20 GAME-BY-GAME STATISTICS																
Date	Opponent	Min	FG-A	Pct	3FG-A	Pct	FT-A	Pct	O-D	Tot	PF	A	TO	B	S	Pts
N5	at High Point						DNP									
N8	at American						DNP									
N12	at Wofford						DNP									
N15	Hampton	2	0-0	.000	0-0	.000	1-2	.500	0-1	1	0	0	0	0	0	1
N18	at Oklahoma						DNP									
N21	at Stanford						DNP									
N26	Morehead State						DNP									
N30	at Buffalo						DNP									
D3	Old Dominion	1	0-1	.000	0-1	.000	0-0	.000	0-0	0	0	0	0	0	0	0
D8	at Fairfield						DNP									
D15	Goucher	9	2-6	.333	1-4	.250	0-0	.000	0-1	1	0	1	0	0	1	5
D19	Saint Joseph's						DNP									
D22	Saint Francis (PA)						DNP									
D30	at Elon						DNP									
J2	at Hofstra	4	0-0	.000	0-0	.000	0-0	.000	0-0	0	0	0	1	0	0	0
J4	at Northeastern						DNP									
J9	UNCW						DNP									
J11	Charleston						DNP									
J16	at Delaware						DNP									
J18	at Drexel						DNP									
J23	James Madison						DNP									
J25	Towson						DNP									
J30	Northeastern						DNP									
F1	Hofstra						DNP									
F6	at Charleston						DNP									
F8	at UNCW						DNP									
F13	Drexel						DNP									
F15	Delaware						DNP									
F20	at Towson						DNP									
F22	at James Madison						DNP									
F29	Elon						DNP									

WASHBURN'S CAREER STATISTICS

Year	GP	GS	Min	Avg	FG	FGA	Pct	3PM	3PA	Pct	FT	FTA	Pct	Off	Def	Tot	Avg	PF	FO	Ast	TO	Blk	Stl	Pts	Avg
2018-19	4	0	6	1.5	2	4	.500	1	3	.333	0	0	.000	1	0	1	0.3	0	0	0	0	0	0	5	1.3
2019-20	4	0	16	4.0	2	7	.286	1	5	.200	1	2	.500	0	2	2	0.5	0	0	1	1	0	1	6	1.5
CAREER	8	0	22	2.8	4	11	.364	2	8	.250	1	2	.500	1	2	3	0.4	0	0	1	1	0	1	11	1.4

WASHBURN'S CAREER CAA STATISTICS

Year	GP	GS	Min	Avg	FG	FGA	Pct	3PM	3PA	Pct	FT	FTA	Pct	Off	Def	Tot	Avg	PF	FO	Ast	TO	Blk	Stl	Pts	Avg
2018-19	2	0	3	1.5	1	1	1.000	1	1	1.000	0	0	.000	0	0	0	0.0	0	0	0	0	0	0	3	1.5
2019-20	1	0	4	4.0	0	0	.000	0	0	.000	0	0	.000	0	0	0	0.0	0	0	0	1	0	0	0	0.0
CAREER	3	0	7	2.3	1	1	1.000	1	1	1.000	0	0	.000	0	0	0	0.0	0	0	0	1	0	0	3	1.0

30

MEHKEL HARVEY

(Muh-kell)

So. - F - 6-9 - 221 - Huntington Beach, Calif./Ocean View



2019-20 GAME-BY-GAME STATISTICS																
Date	Opponent	Min	FG-A	Pct	3FG-A	Pct	FT-A	Pct	O-D	Tot	PF	A	TO	B	S	Pts
N5	at High Point	3	0-0	.000	0-0	.000	0-0	.000	.000	0-0	0	0	0	1	0	0
N8	at American						DNP									
N12	at Wofford						DNP									
N15	Hampton	1	0-0	.000	0-0	.000	0-0	.000	0-0	0	0	0	0	0	0	0
N18	at Oklahoma						DNP									
N21	at Stanford	9	0-0	.000	0-0	.000	1-4	.250	0-0	0	1	0	1	0	0	1
N26	Morehead State						DNP									
N30	at Buffalo	1	0-0	.000	0-0	.000	0-0	.000	0-0	0	0	0	0	0	0	0
D3	Old Dominion	1	0-0	.000	0-0	.000	0-0	.000	0-0	0	0	0	0	0	0	0
D8	at Fairfield						DNP									
D15	Goucher	15	4-8	.500	0-0	.000	1-1	1.000	5-5	10	0	0	0	2	1	9
D19	Saint Joseph's						DNP									
D22	Saint Francis (PA)						DNP									
D30	at Elon						DNP									
J2	at Hofstra	2	0-0	.000	0-0	.000	0-0	.000	0-1	1	1	0	0	0	0	0
J4	at Northeastern						DNP									
J9	UNCW						DNP									
J11	Charleston						DNP									
J16	at Delaware						DNP									
J18	at Drexel	3	1-1	1.000	0-0	.000	0-0	.000	0-0	0	1	0	0	0	0	2
J23	James Madison						DNP									
J25	Towson						DNP									
J30	Northeastern						DNP									
F1	Hofstra						DNP									
F6	at Charleston						DNP									
F8	at UNCW						DNP									
F13	Drexel						DNP									
F15	Delaware						DNP									
F20	at Towson						DNP									
F22	at James Madison						DNP									
F29	Elon						DNP									

HARVEY'S CAREER STATISTICS

Year	GP	GS	Min	Avg	FG	FGA	Pct	3PM	3PA	Pct	FT	FTA	Pct	Off	Def	Tot	Avg	PF	FO	Ast	TO	Blk	Stl	Pts	Avg
2018-19	19	0	105	5.5	6	11	.545	0	0	.000	4	10	.400	7	17	24	1.3	11	0	6	6	11	4	16	0.8
2019-20	8	0	35	4.4	5	9	.556	0	0	.000	2	5	.400	5	6	11	1.4	3	0	0	1	3	1	12	1.5
CAREER	27	0	140	5.2	11	20	.550	0	0	.000	6	15	.400	12	23	35	1.3	14	0	6	7	14	5	28	1.0

HARVEY'S CAREER CAA STATISTICS

HARVEY SCARVER CAREER STATISTICS																										
Year	GP	GS	Min	Avg	FG	FGA	Pct	3PM	3PA	Pct	FT	FTA	Pct	Off	Def	Tot	Avg	PF	FO	Ast	TO	Blk	Stl	Pts	Avg	
2018-19	7	0	28	4.0	3	3	1.000	0	0	.000	0	0	.000	1	6	7	1.0	4	0	0	1	6	1	6	0.9	
2019-20	2	0	5	2.5	1	1	1.000	0	0	.000	0	0	.000	0	1	1	0.5	2	0	0	0	0	0	2	1.0	
CAREER	9	0	33	3.7	4	4	1.000	0	0	.000	0	0	.000	1	7	8	0.9	6	0	0	1	6	1	8	0.9	

PLAYER PAGES



BEN WIGHT

(White)

Fr. - F - 6-8 - 200 - Columbia, Ohio / Thomas Worthington

35

2019-20 GAME-BY-GAME STATISTICS

Date	Opponent	Min	FG-A	Pct	3FG-A	Pct	FT-A	Pct	O-D	Tot	PF	A	TO	B	S	Pts
N5	at High Point															DNP
N8	at American															DNP
N12	at Wofford															DNP
N15	Hampton															DNP
N18	at Oklahoma															DNP
N21	at Stanford															DNP
N26	Morehead State															DNP
N30	at Buffalo															DNP
D3	Old Dominion															DNP
D8	at Fairfield															DNP
D15	Goucher															DNP
D19	Saint Joseph's															DNP
D22	Saint Francis (PA)															DNP
D30	at Elon															DNP
J2	at Hofstra															DNP
J4	at Northeastern															DNP
J9	UNCW															DNP
J11	Charleston															DNP
J16	at Delaware															DNP
J18	at Drexel															DNP
J23	James Madison															DNP
J25	Towson															DNP
J30	Northeastern															DNP
F1	Hofstra															DNP
F6	at Charleston															DNP
F8	at UNCW															DNP
F13	Drexel															DNP
F15	Delaware															DNP
F20	at Towson															DNP
F22	at James Madison															DNP
F29	Elon															DNP

WIGHT'S CAREER STATISTICS

Year	GP	GS	Min	Avg	FG	FGA	Pct	3PM	3PA	Pct	FT	FTA	Pct	Off	Def	Tot	Avg	PF	FO	Ast	TO	Blk	Stl	Pts	Avg
2019-20	0	0	0	0.0	0	0	.000	0	0	.000	0	0	.000	0	0	0	0.0	0	0	0	0	0	0	0	0.0
CAREER	0	0	0	0.0	0	0	.000	0	0	.000	0	0	.000	0	0	0	0.0	0	0	0	0	0	0	0	0.0

WIGHT'S CAREER CAA STATISTICS

Year	GP	GS	Min	Avg	FG	FGA	Pct	3PM	3PA	Pct	FT	FTA	Pct	Off	Def	Tot	Avg	PF	FO	Ast	TO	Blk	Stl	Pts	Avg
2019-20	0	0	0	0.0	0	0	.000	0	0	.000	0	0	.000	0	0	0	0.0	0	0	0	0	0	0	0	0.0
CAREER	0	0	0	0.0	0	0	.000	0	0	.000	0	0	.000	0	0	0	0.0	0	0	0	0	0	0	0	0.0

GAME HIGHS

Points

Season
Career

Field Goals Made

Season
Career

Field Goal Attempts

Season
Career

3-Point Field Goals Made

Season
Career

3-Point Field Goal Attempts

Season
Career

Free Throws Made

Season
Career

Free Throw Attempts

Season
Career

Rebounds

Season
Career

Assists

Season
Career

Steals

Season
Career

Blocked Shots

Season
Career
















Minutes

Season
Career

WILLIAM & MARY RADIO AND TV CHART

NOTES: The Tribe posted 15 wins by the second-earliest date in school history, trailing only the 1948 team ... W&M won its first six CAA games for just the second time ... The Tribe ranks 14th nationally in effective FG% (54.8) ... W&M is 28th nationally in FG%, and 68th in 3FG% and FT% ... The Tribe leads the CAA and ranks 75th nationally in rebounding margin +4.0... W&M leads the CAA in blocked shots (3.9) ... In CAA play, W&M leads the league in offensive efficiency, FG%, effective FG%, and 2-point FG%.

RECORD	2019-20	LAST YR	STATS	W&M	OPP	NU	OPP	W&M'S THREE-GAME STRETCH		
OVERALL	15-7	14-17	FG%	.472	.417	.479	.459	Jan. 18	at Drexel	L, 57-84
CAA	7-2	10-8	3PT%	.358	.329	.400	.315	Knight 28 pts, 9 reb; Scott 12 pts, 4 ast; Loewe 10 pts		
HOME	7-1	9-5	FT%	.742	.719	.804	.692	Jan. 23	James Madison	W, 88-75
AWAY	8-5	5-11	POINTS	73.1	68.5	73.2	67.0	Van Vliet 22 pts, 8 blk, Knight 19 pts, 11 reb; Loewe 18 pts, Scott 11 ast		
NEUTRAL	0-1	0-1	REBOUNDS	36.4	32.3	31.0	30.1	Jan. 25	Towson	L, 58-70
			ASSISTS	14.0	10.8	13.4	9.9	Knight 20 pts, 6 reb; Van Vliet 10 pts, 6 reb; Hamilton 8 pts; Barnes 7 pts		

	0 JIHAR WILLIAMS (JUH-har) JR./G/6-5/201/BALTIMORE, MD. (FRIENDS SCHOOL)		<ul style="list-style-type: none"> Scored 10 points on 4-of-8 shooting in the Tribe's wins over Goucher Made his season debut at Buffalo and hit a 3-pointer in 18 minutes Started first two games of the 2018-19 season Totaled 10 points, all in the second half, including a pair of 3's vs. Radford Knocked down a 3-pointer in 13 minutes at Notre Dame 					POINTS 11 vs. Shenandoah (11/21/17) REBOUNDS 3 (3x) last vs. High Point (11/7/18) ASSISTS 2 (2x) last at Ohio St. (12/9/17) LAST GAME - DNP
	PPG	2.2	FG%	.294				
	RPG	0.8	3P%	.167 (2-12)				
	APG	0.7	FT%	.250 (1-4)				
	1 THORNTON SCOTT SO./G/6-4/177/GLEN COVE, N.Y. (HOLY TRINITY/VERMONT ACAD.)		<ul style="list-style-type: none"> In CAA games, leads the league in assists (5.3) and ranks 2nd in assist-to-turnover ratio (2.4) Dished out a career-high 11 assists vs. JMU, which was the sixth-best total in W&M history Missed nine games this season due to injury, but has started the last 4 contests Scored a career-high 22 points at High Point on 8-of-12 shooting Hit 6-of-8 from 3 at HPU equaling the most for a W&M player in an opener in school history 					POINTS 22 at High Point (11/5/19) REBOUNDS 5 (3x) last at Wofford (11/12/19) ASSISTS 11 vs. James Madison (1/23/20) LAST GAME - 3 REB, 1 AST, 1 BLK
	PPG	8.5	FG%	.379				
	RPG	2.9	3P%	.371 (23-62)				
	APG	4.7	FT%	.789 (15-19)				
	2 TYLER HAMILTON GR./G/6-4/210/ATLANTA, GA. (CHESHIRE ACAD. / PENN)		<ul style="list-style-type: none"> Tallied eight points on 4-of-5 shooting off the bench vs. Towson Started 17 games this season, including a 9-point and 6-rebound effort at Hofstra After missing most of his final two season at Penn, averaging nearly 23 mins per game this season Leads the team in charges drawn with 13 on the year Enrolled in the MBA program at the Raymond A. Mason School of Business 					POINTS 11 at Princeton (3/8/16) REBOUNDS 7 at Princeton (3/8/16) ASSISTS 4 vs. Morehead State (11/26/19) LAST GAME - 8 PTS, 3 REB, 1 STL
	PPG	3.6	FG%	.377				
	RPG	2.8	3P%	.250 (2-8)				
	APG	1.4	FT%	.806 (25-31)				
	4 MIODRAG DRONJAK (Me-oh-drag Drawn-yak) JR./G/6-2/185/KLADOVO, SERBIA (VIRGINIA BEACH FRIENDS SCHOOL/RICHARD BLAND)		<ul style="list-style-type: none"> Played a career-high six minutes vs. Goucher and tallied 5 pts, 1 reb and 1 stl Saw his first action of the season against Old Dominion Made his W&M debut vs. Delaware (2/2/19) in the Gold Rush Game, playing two minutes Named to the CAA Commissioner's Academic Honor Roll in 2018-19 A W&M Provost Award winner in 2019 					POINTS 5 vs. Goucher (12/15/19) REBOUNDS 1 vs. Goucher (12/15/19) ASSISTS - LAST GAME - DNP
	PPG	1.7	FG%	.500				
	RPG	0.3	3P%	.333 (1-3)				
	APG	0.0	FT%	.000 (0-0)				
	5 BRYCE BARNES GR./G/5-11/189/CHICAGO, ILL. (BROGAN PREP / MILWAUKEE)		<ul style="list-style-type: none"> Returned to the Tribe's starting lineup vs. Towson and tallied 7 pts and 3 asts Tallied a career-high 21 points on 8-of-10 shooting to go with 7 assists vs. Hampton Scored his only two points of the night on a driving lay-up with 3.8 seconds left to lift W&M to the win at Wofford Ranks 3rd in the assist-to-turnover ratio (1.6), 5th in assists (3.9) and 13th in steals (1.3) Spent the summer interning with <i>The Players' Tribune</i> in New York 					POINTS 21 vs. Hampton (11/15/19) REBOUNDS 7 (2x) last vs. Old Dominion (12/3/19) ASSISTS 7 (4x) last vs. Morehead State (11/26/19) LAST GAME - 7 PTS, 2 REB, 3 AST, 1 BLK
	PPG	7.6	FG%	.417				
	RPG	2.8	3P%	.344 (11-32)				
	APG	3.9	FT%	.738 (30-41)				
	10 RAINERS HERMANOVSKIS (Rye-ners Herman-off-skus) FR./G/6-4/204/SMILTENE, LATVIA (RIGA SECONDARY SCHOOL NR.49)		<ul style="list-style-type: none"> Was 3-of-3 from the floor, including 2-of-2 from 3 with career-highs of 8 pts and 4 reb vs. CofC Played a career and team-high 23 minutes vs. Goucher and tallied career-highs in rebs (4) and assists (4) Scored five points vs. St. Francis (Pa.) on 2-of-3 from the field, including a 3-pointer Saw 10 minutes of action at Oklahoma and knocked down a 3-pointer Completed for the Latvian U20 National Team in the summer of 2019 					POINTS 8 vs. Charleston (1/11/20) REBOUNDS 4 (3x) last vs. Charleston (1/11/20) ASSISTS 4 vs. Goucher (12/15/19) LAST GAME - 2 PTS IN 5 MINS
	PPG	1.8	FG%	.419				
	RPG	1.5	3P%	.333 (7-21)				
	APG	0.6	FT%	.571 (4-7)				
	11 ANDY VAN VLIET (Van Vleet) SR./F-C/7-0/231/ANTWERP, BELGIUM (WISCONSIN)		<ul style="list-style-type: none"> Ranks 32nd nationally in double-doubles (8) and 69th in rebounding (8.8) Named CAA Player of the Week on Nov. 18 after averaging 21.5 ppg and 9.0 rpg in two wins Ranks 3rd in the CAA in blocks, 4th in rebs, 11th in ppg, 12th in FG%, and 13th in 3FG% Only active 7-footer in the CAA and W&M's first 7-footer since 2002-03 Is fluent in four languages (Dutch, French, English and German) 					POINTS 22 (2x) last vs. James Madison (1/23/20) REBOUNDS 14 at Saint Joseph's (12/19/19) ASSISTS 3 (3x) last vs. James Madison (1/23/20) LAST GAME - 10 PTS, 6 REB, 2 AST
	PPG	14.2	FG%	.500				
	RPG	8.8	3P%	.392 (37-94)				
	APG	1.3	FT%	.710 (22-31)				
	12 LUKE LOEWE (Loe-we) JR./G/6-4/188/FOND DU LAC, WIS. (FOND DU LAC)		<ul style="list-style-type: none"> Scored in double figures 13 times this season, including a CAA-career high 18 vs. JMU Defensively limited 3 of the CAA's top 4 scoring guards - Grant Riller, Jordan Roland, Desure Buie - to 9-of-40 (22.5%) and 9 ppg Leads the CAA in 3FG% (46.2) and ranks 4th in FG% (55.7) and 23rd in scoring (11.1) According to KenPom.com, ranks 8th nationally in effective FG% (67.7) and 15th in true shooting % (68.1) Exploded for a career-high 26 points on 8-of-9 FG, 3-of-4 3FG and 7-of-9 FT vs. Morehead St. 					POINTS 26 vs. Morehead State (11/26/19) REBOUNDS 7 at Delaware (1/3/19) ASSISTS 6 at Saint Joseph's (12/19/19) LAST GAME - 6 PTS, 1 REB, 1 AST, 1 STL
	PPG	11.1	FG%	.557				
	RPG	2.2	3P%	.462 (30-65)				
	APG	1.8	FT%	.709 (39-55)				
	13 NATHAN KNIGHT SR./F-C/6-10/253/YRACUSE, N.Y. (NOTTINGHAM/KIMBALL UNION ACAD.)		<ul style="list-style-type: none"> One of 30 national candidates for the Senior CLASS Award CAA-Best three-time CAA Player of the Week (Dec. 2, Dec. 9 and Jan. 6) Leads the nation with 16 double-doubles and has 38 in his career (4th among active D1 players) Ranks 2nd in the CAA in rebounds (16th nationally), 3rd in scoring (17th nationally), 1st in blocks and 6th in FG% On the USBWA Oscar Robertson Trophy and CollegisInsider.com Lute Olson National Player of the Year Watch Lists 					POINTS 39 at Hofstra (2/9/19) REBOUNDS 17 vs. UNCW (1/9/20) ASSISTS 7 vs. Delaware (3/10/19) LAST GAME - 20 PTS, 6 REB, 2 AST, 1 BLK, 2 STL
	PPG	20.5	FG%	.537				
	RPG	10.4	3P%	.329 (24-73)				
	APG	1.7	FT%	.773 (106-136)				
	15 MIGUEL AYESA (Eye-ace-uh) FR./G/6-4/195/MADRID, SPAIN (DORAL ACAD. (FLA.)/NTS ORLANDO)		<ul style="list-style-type: none"> Ranks sixth in the CAA at 44.4% from 3-point range (12-of-27) in league play Scored all 14 of his career-high at Delaware in the 1st half on 5-5 FG and 4-4 3FG Only the second player in W&M history with multiple games of four made 3s without a miss Made his collegiate debut at Wofford and became the 9th player in school history to go at least 4-of-4 from 3 Represented Spain in the 2018 FIBA European Championship 					POINTS 14 at Delaware (1/16/20) REBOUNDS 5 vs. Goucher (12/15/19) ASSISTS 2 vs. Goucher (12/15/19) LAST GAME - 3 PTS IN 14 MINS
	PPG	4.6	FG%	.400				
	RPG	0.9	3P%	.380 (27-69)				
	APG	0.3	FT%	.000 (0-0)				
	21 QUINN BLAIR SO./F/6-6/218/LIVONIA, MICH. (DEARBORN DIVINE CHILD)		<ul style="list-style-type: none"> Shooting 55.2% (16-of-29) and averaging 4.1 ppg in CAA play Led the Tribe bench in scoring with 9 points, all in the second half, vs. UNCW Scored eight points off the bench on 4-of-8 shooting at Hofstra Registered a career-high 12 points on 5-of-8 from the field vs. Morehead St. Tallied 10 points on 2-of-3 from 3-point range at Stanford 					POINTS 12 vs. Morehead State (11/26/19) REBOUNDS 7 at UIC (11/15/18) ASSISTS 2 (4x) last at Fairfield (12/8/19) LAST GAME - 2 PTS, 1 REB, 1 AST
	PPG	4.0	FG%	.408				
	RPG	2.0	3P%	.219 (7-32)				
	APG	0.5	FT%	.760 (19-25)				
	22 THATCHER STONE FR./G/F/6-6/190/MEDFORD, MASS. (DEXTER SOUTHFIELD/COHASSET)		<ul style="list-style-type: none"> Tallied a career-high two steals at Hofstra Played a career-high 16 mins vs. Goucher and tallied 5 pts and 5 rebs Maded his collegiate debut and played two minutes at Stanford Pulled down his first career rebound vs. Old Dominion Spent last season at Dexter Southfield, competing in the NEPSAC 					POINTS 5 vs. Goucher (12/15/19) REBOUNDS 5 vs. Goucher (12/15/19) ASSISTS 1 vs. Goucher (12/15/19) LAST GAME - DNP
	PPG	1.0	FG%	.333				
	RPG	0.9	3P%	.200 (1-5)				
	APG	0.1	FT%	.000 (0-0)				
	24 AUSTIN WASHBURN SO./G/6-3/168/POWHATAN, VA. (POWHATAN)		<ul style="list-style-type: none"> Scored a career-high 5 points and added a rebound, assist and steal vs. Goucher Knocked down a free throw and pulled down a rebound vs. Hampton Knocked down a 3-pointer off the bench in the Gold Rush win over Delaware (2/2/19) Pulled down his first career rebound at Virginia (12/22/18) Made his W&M debut and scored two points vs. William Peace (12/16/18) 					POINTS 5 vs. Goucher (12/15/19) REBOUNDS 1 (3x) last vs. Goucher (12/15/19) ASSISTS 1 vs. Goucher (12/15/19) LAST GAME - DNP
	PPG	1.5	FG%	.286				
	RPG	0.5	3P%	.200 (1-5)				
	APG	0.3	FT%	.500 (1-2)				
	30 MEHKEL HARVEY (Muh-kell) SO./F-C/6-9/221/HUNTINGTON BEACH, CALIF. (OCEAN VIEW)		<ul style="list-style-type: none"> Just missed a double-doubles with career-highs of 9 points and 10 rebounds vs. Goucher Named the W&M's Most Improved Player by vote his teammates in 2018-19 Tied a career-high with 4 points and added a career-best 3 blocks vs. Delaware (2/2/19) Blocked two shots in three minutes at Delaware (1/3/19) Added 30 pounds since coming to campus and possesses a 7-2 wingspan 					POINTS 9 vs. Goucher (12/15/19) REBOUNDS 10 vs. Goucher (12/15/19) ASSISTS 2 at UIC (11/15/18) LAST GAME - DNP
	PPG	1.5	FG%	.556				
	RPG	1.4	3P%	.000 (0-0)				
	APG	0.0	FT%	.400 (2-5)				
	35 BEN WIGHT (White) FR./F/6-8/200/COLUMBUS, OHIO (THOMAS WORTHINGTON)		<ul style="list-style-type: none"> Selected to compete in the Ohio vs. Kentucky All-Star Game in 2019 Averaged 13.5 ppg, nine rpg and 2.5 bpg as a senior in high school A two-year starter at Thomas Worthington High School Named First Team All-Ohio Capital Conference in 2018-19 A District All-Star selection in 2018-19. 					POINTS - REBOUNDS - ASSISTS - LAST GAME - DNP
	PPG	0.0	FG%	.000				
	RPG	0.0	3P%	.000 (0-0)				
	APG	0.0	FT%	.000 (0-0)				

SEASON STATISTICS

Game Records

Record	Overall	Home	Away	Neutral
ALL GAMES	15-7	7-1	8-5	0-1
CONFERENCE	7-2	3-1	4-1	0-0
NON-CONFERENCE	8-5	4-0	4-4	0-1

Score by Periods

Team	1st	2nd	OT	TOT
William & Mary	769	840	0	1609
Opponents	704	804	0	1508

Team Box Score

No.	Player				Total		3-Point		F-Throw		Rebounds											
		GP-GS	MIN	AVG	FG-FGA	FG%	3FG-FGA	3FG%	FT-FTA	FT%	OFF	DEF	TOT	AVG	PF	DQ	A	TO	BLK	STL	PTS	AVG
13	KNIGHT, Nathan	22-22	651:15	29.6	161-300	.537	24-73	.329	106-136	.779	53	175	228	10.4	62	1	37	50	30	21	452	20.5
11	VAN VLIET, Andy	22-22	670:08	30.5	126-252	.500	38-97	.392	22-31	.710	32	162	194	8.8	53	1	29	51	26	13	312	14.2
12	LOEWE, Luke	22-22	657:24	29.9	88-158	.557	30-65	.462	39-55	.709	7	41	48	2.2	46	1	39	25	1	10	245	11.1
1	SCOTT, Thornton	13-8	361:32	27.8	36-95	.379	23-62	.371	15-19	.789	5	33	38	2.9	17	0	61	36	4	5	110	8.5
5	BARNES, Bryce	20-19	527:40	26.4	55-132	.417	11-32	.344	31-42	.738	10	45	55	2.8	39	1	77	48	3	26	152	7.6
15	AYESA, Miguel	20-0	283:47	14.2	32-80	.400	27-71	.380	0-0	.000	4	14	18	0.9	13	0	5	4	2	3	91	4.6
21	BLAIR, Quinn	22-0	321:31	14.6	31-76	.408	7-32	.219	19-25	.760	10	33	43	2.0	27	0	11	15	4	2	88	4.0
2	HAMILTON, Tyler	22-17	496:07	22.6	26-69	.377	2-8	.250	25-31	.806	14	47	61	2.8	59	2	30	27	10	12	79	3.6
00	WILLIAMS, Jihar	7-0	49:23	7.1	5-17	.294	2-12	.167	1-4	.250	1	4	5	0.7	3	0	4	3	2	1	13	1.9
10	HERMANOVSKIS, Rainers	21-0	288:37	13.7	13-31	.419	7-21	.333	4-7	.571	7	24	31	1.5	16	0	13	11	0	4	37	1.8
4	DRONJAK, Miodrag	3-0	09:47	3.3	2-4	.500	1-3	.333	0-0	.000	0	1	1	0.3	1	0	0	2	0	1	5	1.7
24	WASHBURN, Austin	4-0	15:54	4.0	2-7	.286	1-5	.200	1-2	.500	0	2	2	0.5	0	0	1	1	0	1	6	1.5
30	HARVEY, Mehkel	8-0	36:04	4.5	5-9	.556	0-0	.000	2-5	.400	5	6	11	1.4	3	0	0	1	3	1	12	1.5
22	STONE, Thatcher	7-0	30:53	4.4	3-9	.333	1-5	.200	0-0	.000	4	2	6	0.9	4	0	1	2	0	2	7	1.0
Team											30	29	59					7				
Total		22	4400		585-1239	.472	174-486	.358	265-357	.742	182	618	800	36.4	343	6	308	283	85	102	1609	73.1
Opponents		22	4400		550-1321	.416	150-457	.328	258-359	.719	197	514	711	32.3	347	5	237	228	67	146	1508	68.5

Team Statistics

	W&M	OPP
Scoring	1609	1508
Points per game	73.1	68.5
Scoring margin	+4.6	-
Field goals-att	585-1239	550-1321
Field goal pct	.472	.416
3 point fg-att	174-486	150-457
3-point FG pct	.358	.328
3-pt FG made per game	7.9	6.8
Free throws-att	265-357	258-359
Free throw pct	.742	.719
F-Throws made per game	12.0	11.7
Rebounds	800	711
Rebounds per game	36.4	32.3
Rebounding margin	+4.0	-
Assists	308	237
Assists per game	14.0	10.8
Turnovers	283	228
Turnovers per game	12.9	10.4
Turnover margin	-2.5	-
Assist/turnover ratio	1.1	1.0
Steals	102	146
Steals per game	4.6	6.6
Blocks	85	67
Blocks per game	3.9	3.0
Winning streak	0	-
Home win streak	0	-
Attendance	29531	28230
Home games-Avg/Game	8-3691	13-2172
Neutral site-Avg/Game	-	1-0

Team Results

Date	Opponent		Score	Att.
11/05/2019	at High Point	W	70-56	1292
11/08/2019	at American	W	79-70	1018
11/12/2019	at Wofford	W	80-79	1840
11/15/2019	Hampton	W	78-65	3735
11/18/2019	at Oklahoma	L	70-75	6393
11/21/2019	at Stanford	L	50-81	2502
11/26/2019	Morehead St.	W	95-84	2882
11/30/2019	at Buffalo	L	77-88	3420
12/03/2019	Old Dominion	W	63-46	3371
12/08/2019	at Fairfield	W	62-58	2161
12/15/2019	Goucher	W	90-30	2554
12/19/2019	at Saint Joseph's	L	69-84	1513
12/22/2019	vs Saint Francis (PA)	L	72-78	0
12/30/2019	at Elon	W	74-73	1923
01/02/2020	at Hofstra	W	88-61	1725
01/04/2020	at Northeastern	W	66-64	901
01/09/2020	UNCW	W	79-63	3328
01/11/2020	Col. of Charleston	W	67-56	4384
01/16/2020	at Delaware	W	77-68	1955
01/18/2020	at Drexel	L	57-84	1587
01/23/2020	James Madison	W	88-75	4429
01/25/2020	Towson	L	58-70	4848



WILLIAM & MARY STATISTICS

				Total		3-Pointers		Free throws		Rebounds											
Opponent	Date	Score		FG-FGA	PCT	3FG-FGA	PCT	FT-FTA	PCT	OFF	DEF	TOT	AVG	PF	A	TO	BLK	STL	PTS	AVG	
at High Point	11/05/2019	70-56	W	24-56	.429	8-24	.333	14-20	.700	6	33	39	39.0	14	15	15	4	4	70	70.0	
at American	11/08/2019	79-70	W	28-58	.483	4-13	.308	19-24	.792	8	31	39	39.0	10	15	11	5	7	79	74.5	
at Wofford	11/12/2019	80-79	W	31-55	.564	12-26	.462	6-7	.857	6	22	28	35.3	17	16	10	3	4	80	76.3	
Hampton	11/15/2019	78-65	W	30-55	.545	9-19	.474	9-16	.563	8	34	42	37.0	16	16	15	8	3	78	76.8	
at Oklahoma	11/18/2019	70-75	L	28-60	.467	10-30	.333	4-5	.800	3	37	40	37.6	19	13	14	0	2	70	75.4	
at Stanford	11/21/2019	50-81	L	18-50	.360	6-17	.353	8-16	.500	5	20	25	35.5	21	8	17	1	5	50	71.2	
Morehead St.	11/26/2019	95-84	W	33-55	.600	13-26	.500	16-21	.762	4	31	35	35.4	13	23	10	8	1	95	74.6	
at Buffalo	11/30/2019	77-88	L	28-56	.500	8-21	.381	13-17	.765	4	26	30	34.8	19	15	18	2	5	77	74.9	
Old Dominion	12/03/2019	63-46	W	20-53	.377	7-25	.280	16-20	.800	7	33	40	35.3	10	9	14	5	9	63	73.6	
at Fairfield	12/08/2019	62-58	W	22-54	.407	6-17	.353	12-15	.800	11	27	38	35.6	15	10	12	1	5	62	72.4	
Goucher	12/15/2019	90-30	W	32-77	.416	7-30	.233	19-26	.731	27	39	66	38.4	7	15	8	10	11	90	74.0	
at Saint Joseph's	12/19/2019	69-84	L	24-61	.393	8-26	.308	13-16	.813	7	30	37	38.3	17	15	10	1	5	69	73.6	
vs Saint Francis (PA)	12/22/2019	72-78	L	27-54	.500	9-22	.409	9-18	.500	11	26	37	38.2	22	11	19	5	3	72	73.5	
at Elon	12/30/2019	74-73	W	27-51	.529	7-19	.368	13-17	.765	5	22	27	37.4	14	14	10	2	6	74	73.5	
at Hofstra	01/02/2020	88-61	W	35-56	.625	7-19	.368	11-12	.917	5	31	36	37.3	21	15	14	3	6	88	74.5	
at Northeastern	01/04/2020	66-64	W	29-53	.547	7-18	.389	1-2	.500	7	27	34	37.1	11	11	17	2	2	66	73.9	
UNCW	01/09/2020	79-63	W	25-56	.446	7-22	.318	22-25	.880	13	31	44	37.5	13	17	15	1	5	79	74.2	
Col. of Charleston	01/11/2020	67-56	W	23-54	.426	9-20	.450	12-18	.667	10	28	38	37.5	18	15	7	3	4	67	73.8	
at Delaware	01/16/2020	77-68	W	24-59	.407	9-24	.375	20-23	.870	13	25	38	37.5	12	13	9	2	6	77	74.0	
at Drexel	01/18/2020	57-84	L	22-59	.373	5-22	.227	8-11	.727	8	18	26	37.0	16	9	8	4	3	57	73.2	
James Madison	01/23/2020	88-75	W	33-57	.579	12-25	.480	10-14	.714	7	30	37	37.0	19	23	16	12	2	88	73.9	
Towson	01/25/2020	58-70	L	22-50	.440	4-21	.190	10-14	.714	7	17	24	36.4	19	10	14	3	4	58	73.1	
Total		1609		585-1239	.472	174-486	.358	265-357	.742	182	618	800	36.4	343	308	283	85	102	1609	73.1	
Opponents		1508		550-1321	.416	150-457	.328	258-359	.719	197	514	711	32.3	347	237	228	67	146	1508	68.5	

OPPONENT STATISTICS

				Total		3-Pointers		Free throws		Rebounds											
Opponent	Date	Score		FG-FGA	PCT	3FG-FGA	PCT	FT-FTA	PCT	OFF	DEF	TOT	AVG	PF	A	TO	BLK	STL	PTS	AVG	
at High Point	11/05/2019	70-56	W	20-63	.317	2-12	.167	14-21	.667	10	25	35	35.0	16	6	11	5	5	56	56.0	
at American	11/08/2019	79-70	W	25-66	.379	9-25	.360	11-13	.846	11	24	35	35.0	18	10	13	5	4	70	63.0	
at Wofford	11/12/2019	80-79	W	28-63	.444	10-24	.417	13-13	1.000	9	12	21	30.3	11	10	6	1	3	79	68.3	
Hampton	11/15/2019	78-65	W	26-69	.377	3-13	.231	10-14	.714	12	19	31	30.5	17	8	8	4	7	65	67.5	
at Oklahoma	11/18/2019	70-75	L	28-67	.418	3-18	.167	16-20	.800	5	30	35	31.4	9	12	4	3	7	75	69.0	
at Stanford	11/21/2019	50-81	L	26-47	.553	8-16	.500	21-30	.700	5	34	39	32.7	19	11	15	6	8	81	71.0	
Morehead St.	11/26/2019	95-84	W	35-68	.515	8-22	.364	6-12	.500	6	20	26	31.7	18	17	4	3	7	84	72.9	
at Buffalo	11/30/2019	77-88	L	34-62	.548	10-23	.435	10-20	.500	8	26	34	32.0	18	22	15	4	15	88	74.8	
Old Dominion	12/03/2019	63-46	W	18-63	.286	2-20	.100	8-10	.800	14	28	42	33.1	16	6	15	6	8	46	71.6	
at Fairfield	12/08/2019	62-58	W	23-54	.426	5-14	.357	7-12	.583	7	22	29	32.7	15	9	11	1	5	58	70.2	
Goucher	12/15/2019	90-30	W	13-58	.224	1-17	.059	3-4	.750	6	20	26	32.1	15	8	17	4	4	30	66.5	
at Saint Joseph's	12/19/2019	69-84	L	27-63	.429	16-43	.372	14-19	.737	7	31	38	32.6	14	17	7	4	5	84	68.0	
vs Saint Francis (PA)	12/22/2019	72-78	L	28-59	.475	7-19	.368	15-21	.714	8	22	30	32.4	20	7	9	2	11	78	68.8	
at Elon	12/30/2019	74-73	W	27-54	.500	10-24	.417	9-12	.750	6	21	27	32.0	16	12	10	1	2	73	69.1	
at Hofstra	01/02/2020	88-61	W	23-67	.343	4-25	.160	11-23	.478	20	17	37	32.3	12	8	13	0	5	61	68.5	
at Northeastern	01/04/2020	66-64	W	27-62	.435	6-19	.316	4-5	.800	7	18	25	31.9	12	11	8	2	11	64	68.3	
UNCW	01/09/2020	79-63	W	21-59	.356	6-20	.300	15-20	.750	9	21	30	31.8	20	8	9	2	8	63	67.9	
Col. of Charleston	01/11/2020	67-56	W	19-55	.345	5-20	.250	13-17	.765	10	25	35	31.9	18	7	8	5	3	56	67.3	
at Delaware	01/16/2020	77-68	W	25-57	.439	11-26	.423	7-11	.636	9	25	34	32.1	17	10	15	3	4	68	67.3	
at Drexel	01/18/2020	57-84	L	30-55	.545	9-18	.500	15-17	.882	9	31	40	32.5	14	19	9	0	7	84	68.2	
James Madison	01/23/2020	88-75	W	21-61	.344	11-29	.379	22-26	.846	11	20	31	32.4	16	10	9	2	11	75	68.5	
Towson	01/25/2020	58-70	L	26-49	.531	4-10	.400	14-19	.737	8	23	31	32.3	16	9	12	4	6	70	68.5	
Total		1508		550-1321	.416	150-457	.328	258-359	.719	197	514	711	32.3	347	237	228	67	146	1508	68.5	
William & Mary		1609		585-1239	.472	174-486	.358	265-357	.742	182	618	800	36.4	343	308	283	85	102	1609	73.1	

CAA STATISTICS

Game Records

Record	Overall	Home	Away	Neutral
ALL GAMES	7-2	3-1	4-1	0-0
CONFERENCE	7-2	3-1	4-1	0-0
NON-CONFERENCE	0-0	0-0	0-0	0-0

Score by Periods

Team	1st	2nd	OT	TOT
William & Mary	321	333	0	654
Opponents	273	341	0	614

Team Box Score

No.	Player				Total		3-Point		F-Throw		Rebounds											
		GP-GS	MIN	AVG	FG-FGA	FG%	3FG-FGA	3FG%	FT-FTA	FT%	OFF	DEF	TOT	AVG	PF	DQ	A	TO	BLK	STL	PTS	AVG
13	KNIGHT, Nathan	9-9	276:09	30.7	65-129	.504	10-33	.303	53-60	.883	28	71	99	11.0	24	0	23	20	11	11	193	21.4
11	VAN VLIET, Andy	9-9	274:15	30.5	47-96	.490	16-40	.400	11-14	.786	9	56	65	7.2	22	0	15	17	13	1	121	13.4
12	LOEWE, Luke	9-9	267:26	29.7	40-68	.588	12-27	.444	5-9	.556	4	15	19	2.1	20	1	8	12	1	3	97	10.8
5	BARNES, Bryce	7-6	167:29	23.9	20-39	.513	2-5	.400	5-10	.500	2	11	13	1.9	13	1	20	14	1	8	47	6.7
1	SCOTT, Thornton	9-4	234:44	26.1	19-59	.322	12-41	.293	9-11	.818	3	17	20	2.2	11	0	44	20	3	4	59	6.6
2	HAMILTON, Tyler	9-8	202:10	22.5	13-33	.394	0-1	.000	17-20	.850	9	16	25	2.8	27	0	8	11	2	7	43	4.8
15	AYESA, Miguel	9-0	125:19	13.9	13-29	.448	12-27	.444	0-0	.000	0	7	7	0.8	5	0	1	1	0	0	38	4.2
21	BLAIR, Quinn	9-0	131:10	14.6	16-29	.552	0-8	.000	5-7	.714	3	17	20	2.2	12	0	4	5	1	1	37	4.1
10	HERMANOVSKIS, Rainers	8-0	92:39	11.6	5-8	.625	3-5	.600	2-3	.667	2	8	10	1.3	5	0	3	4	0	1	15	1.9
22	STONE, Thatcher	2-0	08:03	4.0	1-2	.500	0-1	.000	0-0	.000	0	0	0	0.0	1	0	0	0	0	2	2	1.0
30	HARVEY, Mehkel	2-0	05:12	2.6	1-1	1.000	0-0	.000	0-0	.000	0	1	1	0.5	2	0	0	0	0	0	2	1.0
4	DRONJAK, Miodrag	1-0	02:19	2.3	0-0	.000	0-0	.000	0-0	.000	0	0	0	0.0	0	0	0	1	0	0	0	0.0
24	WASHBURN, Austin	1-0	04:06	4.1	0-0	.000	0-0	.000	0-0	.000	0	0	0	0.0	0	0	0	1	0	0	0	0.0
00	WILLIAMS, Jihar	3-0	08:59	3.0	0-2	.000	0-2	.000	0-2	.000	0	1	1	0.3	1	0	1	0	0	0	0	0.0
Team											15	9	24					4				
Total		9	1800		240-495	.485	67-190	.353	107-136	.787	75	229	304	33.8	143	2	127	110	32	38	654	72.7
Opponents		9	1800		219-519	.422	66-191	.346	110-150	.733	89	201	290	32.2	141	3	94	93	19	57	614	68.2

Team Statistics

	W&M	OPP
Scoring	654	614
Points per game	72.7	68.2
Scoring margin	+4.4	-
Field goals-att	240-495	219-519
Field goal pct	.485	.422
3 point fg-att	67-190	66-191
3-point FG pct	.353	.346
3-pt FG made per game	7.4	7.3
Free throws-att	107-136	110-150
Free throw pct	.787	.733
F-Throws made per game	11.9	12.2
Rebounds	304	290
Rebounds per game	33.8	32.2
Rebounding margin	+1.6	-
Assists	127	94
Assists per game	14.1	10.4
Turnovers	110	93
Turnovers per game	12.2	10.3
Turnover margin	-1.9	-
Assist/turnover ratio	1.2	1.0
Steals	38	57
Steals per game	4.2	6.3
Blocks	32	19
Blocks per game	3.6	2.1
Winning streak	0	-
Home win streak	0	-
Attendance	16989	8091
Home games-Avg/Game	4-4247	5-1618
Neutral site-Avg/Game	-	0-0

Team Results

Date	Opponent		Score	Att.
12/30/2019	at Elon	W	74-73	1923
01/02/2020	at Hofstra	W	88-61	1725
01/04/2020	at Northeastern	W	66-64	901
01/09/2020	UNCW	W	79-63	3328
01/11/2020	Col. of Charleston	W	67-56	4384
01/16/2020	at Delaware	W	77-68	1955
01/18/2020	at Drexel	L	57-84	1587
01/23/2020	James Madison	W	88-75	4429
01/25/2020	Towson	L	58-70	4848



WILLIAM & MARY HIGHS			OPPONENT HIGHS		
POINTS	95 90 88 88 80	Morehead St. (11/26/2019) Goucher (12/15/2019) James Madison (01/23/2020) at Hofstra (01/02/2020) at Wofford (11/12/2019)	POINTS	88 84 84 84 81	at Buffalo (11/30/2019) at Drexel (01/18/2020) at Saint Joseph's (12/19/2019) Morehead St. (11/26/2019) at Stanford (11/21/2019)
FIELD GOALS MADE	35 33 33	at Hofstra (01/02/2020) James Madison (01/23/2020) Morehead St. (11/26/2019)	FIELD GOALS MADE	35 34	Morehead St. (11/26/2019) at Buffalo (11/30/2019)
FIELD GOAL ATTEMPTS	77 61	Goucher (12/15/2019) at Saint Joseph's (12/19/2019)	FIELD GOAL ATTEMPTS	69 68	Hampton (11/15/2019) Morehead St. (11/26/2019)
FIELD GOAL PERCENTAGE	.625 (35-56) .600 (33-55)	at Hofstra (01/02/2020) Morehead St. (11/26/2019)	FIELD GOAL PERCENTAGE	.553 (26-47) .548 (34-62)	at Stanford (11/21/2019) at Buffalo (11/30/2019)
3 PT FG MADE	13 12 12	Morehead St. (11/26/2019) James Madison (01/23/2020) at Wofford (11/12/2019)	3 PT FG MADE	16 11 11	at Saint Joseph's (12/19/2019) James Madison (01/23/2020) at Delaware (01/16/2020)
3 PT FG ATTEMPTS	30 30	Goucher (12/15/2019) at Oklahoma (11/18/2019)	3 PT FG ATTEMPTS	43 29	at Saint Joseph's (12/19/2019) James Madison (01/23/2020)
3 PT FG PERCENTAGE	.500 (13-26) .480 (12-25)	Morehead St. (11/26/2019) James Madison (01/23/2020)	3 PT FG PERCENTAGE	.500 (9-18) .500 (8-16)	at Drexel (01/18/2020) at Stanford (11/21/2019)
FREE THROWS MADE	22 20	UNCW (01/09/2020) at Delaware (01/16/2020)	FREE THROWS MADE	22 21	James Madison (01/23/2020) at Stanford (11/21/2019)
FREE THROW ATTEMPTS	26 25	Goucher (12/15/2019) UNCW (01/09/2020)	FREE THROW ATTEMPTS	30 26	at Stanford (11/21/2019) James Madison (01/23/2020)
FREE THROW PERCENTAGE	.917 (11-12) .880 (22-25)	at Hofstra (01/02/2020) UNCW (01/09/2020)	FREE THROW PERCENTAGE	1.000 (13-13) .882 (15-17)	at Wofford (11/12/2019) at Drexel (01/18/2020)
REBOUNDS	66 44	Goucher (12/15/2019) UNCW (01/09/2020)	REBOUNDS	42 40	Old Dominion (12/03/2019) at Drexel (01/18/2020)
ASSISTS	23 23	James Madison (01/23/2020) Morehead St. (11/26/2019)	ASSISTS	22 19	at Buffalo (11/30/2019) at Drexel (01/18/2020)
STEALS	11 9	Goucher (12/15/2019) Old Dominion (12/03/2019)	STEALS	15 11 11 11	at Buffalo (11/30/2019) James Madison (01/23/2020) at Northeastern (01/04/2020) vs Saint Francis (PA) (N) (12/22/2019)
BLOCKED SHOTS	12 10	James Madison (01/23/2020) Goucher (12/15/2019)	BLOCKED SHOTS	6 6	Old Dominion (12/03/2019) at Stanford (11/21/2019)
TURNOVERS	19 18	vs Saint Francis (PA) (N) (12/22/2019) at Buffalo (11/30/2019)	TURNOVERS	17 15 15 15 15	Goucher (12/15/2019) at Delaware (01/16/2020) Old Dominion (12/03/2019) at Buffalo (11/30/2019) at Stanford (11/21/2019)
FOULS	22 21 21	vs Saint Francis (PA) (N) (12/22/2019) at Hofstra (01/02/2020) at Stanford (11/21/2019)	FOULS	20 20	UNCW (01/09/2020) vs Saint Francis (PA) (N) (12/22/2019)
WILLIAM & MARY LOWS			OPPONENT LOWS		
POINTS	50 57 58 62 63	at Stanford (11/21/2019) at Drexel (01/18/2020) Towson (01/25/2020) at Fairfield (12/08/2019) Old Dominion (12/03/2019)	POINTS	30 46 56 56 58	Goucher (12/15/2019) Old Dominion (12/03/2019) Col. of Charleston (01/11/2020) at High Point (11/05/2019) at Fairfield (12/08/2019)
FIELD GOALS MADE	18 20	at Stanford (11/21/2019) Old Dominion (12/03/2019)	FIELD GOALS MADE	13 18	Goucher (12/15/2019) Old Dominion (12/03/2019)
FIELD GOAL ATTEMPTS	50 50	Towson (01/25/2020) at Stanford (11/21/2019)	FIELD GOAL ATTEMPTS	47 49	at Stanford (11/21/2019) Towson (01/25/2020)
FIELD GOAL PERCENTAGE	.360 (18-50) .373 (22-59)	at Stanford (11/21/2019) at Drexel (01/18/2020)	FIELD GOAL PERCENTAGE	.224 (13-58) .286 (18-63)	Goucher (12/15/2019) Old Dominion (12/03/2019)
3 PT FG MADE	4 4	Towson (01/25/2020) at American (11/08/2019)	3 PT FG MADE	1 2 2	Goucher (12/15/2019) Old Dominion (12/03/2019) at High Point (11/05/2019)
3 PT FG ATTEMPTS	13 17 17	at American (11/08/2019) at Fairfield (12/08/2019) at Stanford (11/21/2019)	3 PT FG ATTEMPTS	10 12	Towson (01/25/2020) at High Point (11/05/2019)
3 PT FG PERCENTAGE	.190 (4-21) .227 (5-22)	Towson (01/25/2020) at Drexel (01/18/2020)	3 PT FG PERCENTAGE	.059 (1-17) .100 (2-20)	Goucher (12/15/2019) Old Dominion (12/03/2019)
FREE THROWS MADE	1 4	at Northeastern (01/04/2020) at Oklahoma (11/18/2019)	FREE THROWS MADE	3 4	Goucher (12/15/2019) at Northeastern (01/04/2020)
FREE THROW ATTEMPTS	2 5	at Northeastern (01/04/2020) at Oklahoma (11/18/2019)	FREE THROW ATTEMPTS	4 5	Goucher (12/15/2019) at Northeastern (01/04/2020)
FREE THROW PERCENTAGE	.500 (9-18) .500 (8-16) .500 (1-2)	vs Saint Francis (PA) (N) (12/22/2019) at Stanford (11/21/2019) at Northeastern (01/04/2020)	FREE THROW PERCENTAGE	.478 (11-23) .500 (10-20) .500 (6-12)	at Hofstra (01/02/2020) at Buffalo (11/30/2019) Morehead St. (11/26/2019)
REBOUNDS	24 25	Towson (01/25/2020) at Stanford (11/21/2019)	REBOUNDS	21 25	at Wofford (11/12/2019) at Northeastern (01/04/2020)
ASSISTS	8 9 9	at Stanford (11/21/2019) at Drexel (01/18/2020) Old Dominion (12/03/2019)	ASSISTS	6 6	Old Dominion (12/03/2019) at High Point (11/05/2019)
STEALS	1 2 2 2	Morehead St. (11/26/2019) James Madison (01/23/2020) at Northeastern (01/04/2020) at Oklahoma (11/18/2019)	STEALS	2 3 3	at Elon (12/30/2019) Col. of Charleston (01/11/2020) at Wofford (11/12/2019)
BLOCKED SHOTS	0 1 1 1 1	at Oklahoma (11/18/2019) UNCW (01/09/2020) at Saint Joseph's (12/19/2019) at Fairfield (12/08/2019) at Stanford (11/21/2019)	BLOCKED SHOTS	0 0	at Drexel (01/18/2020) at Hofstra (01/02/2020)
TURNOVERS	7 8 8	Col. of Charleston (01/11/2020) at Drexel (01/18/2020) Goucher (12/15/2019)	TURNOVERS	4 4	Morehead St. (11/26/2019) at Oklahoma (11/18/2019)
FOULS	7 7 10	Goucher (12/15/2019) Old Dominion (12/03/2019) at American (11/08/2019)	FOULS	9 11	at Oklahoma (11/18/2019) at Wofford (11/12/2019)



W&M VS. OPPONENT

NORTHEASTERN SERIES

Overall Series NU leads, 15-13
 In Williamsburg..... W&M leads, 9-3
 In Boston NU leads, 10-3
 Neutral Sites..... NU leads, 2-1

2/2/06	A	L	69-84
1/6/07	H	W	60-57
1/16/08	H	W	55-53
2/9/08	A	L	42-51
1/3/09	A	L	44-60
2/4/09	H	W	68-63
2/13/10	H	W	53-52
3/7/10	1-N	W	47-45
1/24/11	A	L	67-70
1/14/12	A	L	50-64
2/11/12	H	W	79-54
3/2/12	1-N	L	49-57
1/23/13	A	L	91-95 2OT
2/11/13	H	L	64-68
2/8/14	A	W	82-70
2/22/14	H	W	81-67
1/24/15	H	W	78-62
2/18/15	A	L	64-75
3/9/15	1-N	L	61-72
1/9/16	H	W	78-60
2/4/16	A	W	86-77
12/31/16	A	L	64-86
2/2/17	H	W	94-69
1/18/18	H	L	70-90
2/17/18	A	L	67-69
1/12/19	H	L	70-90
2/7/19	A	L	60-72
1/4/20	A	W	66-64

1-CAA Tournament

TRIBE CAREER VS. NORTHEASTERN

MIGUEL AYESA

Date	Starts	Min	FG-A	Pct	3FG-A	Pct	FT-A	Pct	O-D	Tot	A	TO	B	S	Pts
1/4/20		11	1-2	.500	1-2	.500	0-0	.000	0-2	2	1	0	0	0	3
Totals	1-0	11-11.0	1-2	.500	1-2	.500	0-0	.000	0-2	2-2.0	1	0	0	0	3-3.0

BRYCE BARNES

Date	Starts	Min	FG-A	Pct	3FG-A	Pct	FT-A	Pct	O-D	Tot	A	TO	B	S	Pts
1/4/20	*	25	1-5	.200	0-1	.000	0-0	.000	0-0	0	1	3	0	0	2
Totals	1-1	25-25.0	1-5	.200	0-1	.000	0-0	.000	0-0	0-0.0	1	3	0	0	2-2.0

QUINN BLAIR

Date	Starts	Min	FG-A	Pct	3FG-A	Pct	FT-A	Pct	O-D	Tot	A	TO	B	S	Pts
1/12/19		1	0-0	.000	0-0	.000	0-0	.000	0-0	0	0	0	0	0	0
2/7/19		2	0-0	.000	0-0	.000	0-0	.000	0-0	0	0	0	0	0	0
1/4/20		13	0-1	.000	0-1	.000	0-0	.000	0-1	1	0	0	0	0	0
Totals	3-0	16-5.3	0-1	.000	0-1	.000	0-0	.000	0-1	1-0.3	0	0	0	0	0-0.0

TYLER HAMILTON

Date	Starts	Min	FG-A	Pct	3FG-A	Pct	FT-A	Pct	O-D	Tot	A	TO	B	S	Pts
1/4/20	*	34	1-2	.500	0-0	.000	0-0	.000	0-4	4	3	2	1	1	2
Totals	1-1	34-34.0	1-2	.500	0-0	.000	0-0	.000	0-4	4-4.0	3	2	1	1	2-2.0

MEHKEL HARVEY

Date	Starts	Min	FG-A	Pct	3FG-A	Pct	FT-A	Pct	O-D	Tot	A	TO	B	S	Pts
2/7/19		1	0-0	.000	0-0	.000	0-0	.000	0-1	1	0	0	0	0	0
Totals	1-0	1-1.0	0-0	.000	0-0	.000	0-0	.000	0-1	1-1.0	0	0	0	0	0-0.0

NATHAN KNIGHT

Date	Starts	Min	FG-A	Pct	3FG-A	Pct	FT-A	Pct	O-D	Tot	A	TO	B	S	Pts
12/31/16		15	1-3	.333	0-0	.000	2-2	1.000	2-2	4	1	0	1	0	4
2/2/17		19	4-5	.800	0-0	.000	2-3	.667	1-4	5	2	0	2	1	10
1/18/18	*	32	6-11	.545	0-1	.000	3-4	.750	1-5	6	1	3	2	1	15
2/17/18	*	21	6-9	.667	0-2	.000	2-4	.500	2-4	6	2	2	0	0	14
1/12/19	*	26	7-9	.778	2-2	1.000	6-6	1.000	3-5	8	4	6	3	0	22
2/7/19	*	33	7-9	.778	0-1	.000	4-5	.800	2-12	14	6	5	2	0	18
1/4/20	*	31	10-16	.625	2-5	.400	1-1	1.000	4-7	11	0	3	0	0	23
Totals	7-5	177-25.3	41-62	.661	4-11	.364	20-25	.800	15-39	54-7.7	16	19	10	2	106-15.1

LUKE LOEWE

Date	Starts	Min	FG-A	Pct	3FG-A	Pct	FT-A	Pct	O-D	Tot	A	TO	B	S	Pts
2/18/18		10	2-3	.667	0-1	.000	0-0	.000	0-1	1	0	0	0	0	4
2/17/18		3	0-0	.000	0-0	.000	0-0	.000	0-0	0	0	0	0	0	0
1/12/19	*	19	0-2	.000	0-1	.000	1-2	.500	0-2	2	1	1	0	0	1
2/7/19	*	31	4-7	.571	1-1	1.000	0-0	.000	0-1	1	0	2	0	2	9
1/4/20	*	33	5-7	.714	0-1	.000	0-1	.000	2-3	5	1	1	0	1	10
Totals	5-3	96-19.2	11-19	.579	1-4	.250	1-3	.333	2-7	9-1.8	2	4	0	3	24-4.8

THORNTON SCOTT

Date	Starts	Min	FG-A	Pct	3FG-A	Pct	FT-A	Pct	O-D	Tot	A	TO	B	S	Pts
1/12/19		21	0-1	.000	0-1	.000	2-3	.667	0-2	2	2	1	0	0	2
1/4/20		22	4-7	.571	3-4	.750	0-0	.000	0-4	4	5	3	0	0	11
Totals	2-0	43-21.5	4-8	.500	3-5	.600	2-3	.667	0-6	6-3.0	7	4	0	0	13-6.5

ANDY VAN VLIET

Date	Starts	Min	FG-A	Pct	3FG-A	Pct	FT-A	Pct	O-D	Tot	A	TO	B	S	Pts
1/4/20	*	31	7-13	.538	1-4	.250	0-0	.000	1-5	6	0	5	1	0	15
Totals	1-1	31-31.0	7-13	.538	1-4	.250	0-0	.000	1-5	6-6.0	0	5	1	0	15-15.0

AUSTIN WASHBURN

Date	Starts	Min	FG-A	Pct	3FG-A	Pct	FT-A	Pct	O-D	Tot	A	TO	B	S	Pts
1/12/19		1	0-0	.000	0-0	.000	0-0	.000	0-0	0	0	0	0	0	0
Totals	1-0	1-1.0	0-0	.000	0-0	.000	0-0	.000	0-0	0-0.0	0	0	0	0	0-0.0

JIHAR WILLIAMS

Date	Starts	Min	FG-A	Pct	3FG-A	Pct	FT-A	Pct	O-D	Tot	A	TO	B	S	Pts
2/18/18		8	0-2	.000	0-2	.000	1-2	.500	0-0	0	0	0	0	0	1
1/12/19		1	0-0	.000	0-0	.000	0-0	.000	0-0	0	0	0	0	0	0
Totals	2-0	9-4.5	0-2	.000	0-2	.000	1-2	.500	0-0	0-0.0	0	0	0	0	1-0.5